

Portimao 4.592 m

1 / 2

Acerbis Portuguese Round, 6-8 September 2019

Results Race 1

Laps 20 = 91,840 Km - Time of Race 34'19.341 - Avg. 160,548 km/h

Pos	Grid	No. Rider	Nat	Team	Bike	Class	LL	Gap	Rel.	Fastest Lap	Speed	Qualifying	Speed
1	1	1 J. REA	GBR	Kawasaki Racing Team WorldSBK	Kawasaki ZX-10RR		20			1'41.418	310,5	1'40.372	314,1
2	12	7 C. DAVIES	GBR	ARUBA.IT Racing - Ducati	Ducati Panigale V4 R		20	3.891	3.891	1'42.215	316,8	1'41.349	319,6
3	10	60 M. VAN DER MARK	NED	Pata Yamaha WorldSBK Team	Yamaha YZF R1		20	6.168	2.277	1'42.087	306,1	1'41.272	307,8
4	6	19 A. BAUTISTA	ESP	ARUBA.IT Racing - Ducati	Ducati Panigale V4 R		20	8.564	2.396	1'42.463	307,0	1'41.098	307,8
5	4	91 L. HASLAM	GBR	Kawasaki Racing Team WorldSBK	Kawasaki ZX-10RR		20	8.877	0.313	1'42.341	301,0	1'40.997	312,3
6	13	54 T. RAZGATLIOGLU	TUR	Turkish Puccetti Racing	Kawasaki ZX-10RR	IND	20	10.404	1.527	1'42.120	310,5	1'41.578	312,3
7	5	22 A. LOWES	GBR	Pata Yamaha WorldSBK Team	Yamaha YZF R1		20	13.495	3.091	1'42.191	308,7	1'41.044	313,2
8	3	11 S. CORTESE	GER	GRT Yamaha WorldSBK	Yamaha YZF R1	IND	20	21.345	7.850	1'42.637	305,2	1'40.675	313,2
9	8	33 M. MELANDRI	ITA	GRT Yamaha WorldSBK	Yamaha YZF R1	IND	20	21.582	0.237	1'43.190	297,7	1'41.259	306,1
10	11	21 M. RINALDI	ITA	BARNI Racing Team	Ducati Panigale V4 R	IND	20	22.486	0.904	1'43.201	296,1	1'41.301	304,4
11	7	81 J. TORRES	ESP	Team Pedercini Racing	Kawasaki ZX-10RR	IND	20	22.701	0.215	1'43.187	300,2	1'41.213	306,1
12	9	28 M. REITERBERGER	GER	BMW Motorrad WorldSBK Team	BMW S1000 RR		20	27.132	4.431	1'43.284	299,3	1'41.261	308,7
13	2	66 T. SYKES	GBR	BMW Motorrad WorldSBK Team	BMW S1000 RR		20	34.484	7.352	1'42.272	307,0	1'40.483	308,7
14	16	36 L. MERCADO	ARG	Orelac Racing VerdNatura	Kawasaki ZX-10RR	IND	20	36.612	2.128	1'43.475	301,0	1'42.243	305,2
15	17	13 T. TAKAHASHI	JPN	Moriwaki Althea Honda Team	Honda CBR1000RR		20	46.877	10.265	1'44.418	301,8	1'42.755	305,2
16	15	76 L. BAZ	FRA	Ten Kate Racing - Yamaha	Yamaha YZF R1	IND	20	47.901	1.024	1'42.439	309,6	1'41.960	304,4
17	20	20 S. BARRIER	FRA	Brix Performance	Ducati Panigale V4 R	IND	20	1'00.704	12.803	1'45.137	305,2	1'43.270	307,0
18	19	52 A. DELBIANCO	ITA	Althea Mie Racing Team	Honda CBR1000RR	IND	20	1'00.767	0.063	1'45.003	296,9	1'43.263	299,3
19	18	23 R. KIYONARI	JPN	Moriwaki Althea Honda Team	Honda CBR1000RR		20	1'09.039	8.272	1'45.473	297,7	1'43.118	298,5
-----Not Classified-----													
RET	14	50 E. LAVERTY	IRL	Team Goeleven	Ducati Panigale V4 R	IND	12	8 Laps		1'43.497	297,7	1'41.754	311,4

AIR	Humidity:	40%	Temp:	30°C
TRACK	Condition:	Dry	Temp:	43°C

Records	Pole (SP)	2019	J.Rea	1'40.372	164,70 Km/h
	Race (RC1)	2018	J.Rea	1'42.304	161,59 Km/h
	All Times (SP)	2019	J.Rea	1'40.372	164,70 Km/h
Race Fastest Lap	(New Record)	Lap 2	J.Rea	1'41.418	163,00 Km/h

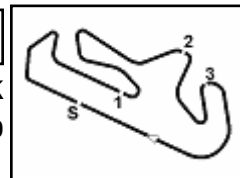
LAP LEADERS				
No. Rider	From	To	Laps	Total
1 J. REA	1	20	20	20

TOTAL LEADER LAPS	
No. Rider	Laps
19 A. BAUTISTA	171
1 J. REA	141
7 C. DAVIES	25
54 T. RAZGATLIOGLU	20
60 M. VAN DER MARK	12
91 L. HASLAM	3
22 A. LOWES	2

Start 07/09/2019 14:00 End 14:36 The results are provisional until the end of the time limit for protests and appeals and the completion of the technical checks.

These data/results cannot be reproduced, stored and/or transmitted in whole or in part by any manner of electronic, mechanical, photocopying, recording, broadcasting or otherwise now known or herein after developed without the previous express consent by the copyright owner, except for reproduction in daily press and regular printed publications on sale to the public within 60 days of the event related to those data/results and always provided that copyright symbol appears together as follows below.

© DORNA WSBK ORGANIZATION Srl 2019



Acerbis Portuguese Round, 6-8 September 2019 Results Race 1

Race Highlights

Time	No. Rider	Description
13.57.54		Warm-up Lap Start
14.00.43		Start
14.02.01		No Jump Start
14.05.01		New Lap Record
14.08.39	76 Baz	Crashed - Turn 8
14.09.00	76 Baz	Re-joined
14.12.32	66 Sykes	Crashed - Turn 13
14.12.41	66 Sykes	Re-joined
14.21.48	50 Laverty	Entered Pits
14.23.00		2/3 of Race Distance Completed
14.24.37	50 Laverty	Retired
14.36.27		End Of Session

Start End The results are provisional until the end of the time limit for protests and appeals
07/09/2019 14:00 14:36 and the completion of the technical checks.

These data/results cannot be reproduced, stored and/or transmitted in whole or in part by any manner of electronic, mechanical, photocopying, recording, broadcasting or otherwise now known or herein after developed without the previous express consent by the copyright owner, except for reproduction in daily press and regular printed publications on sale to the public within 60 days of the event related to those data/results and always provided that copyright symbol appears together as follows below.

© DORNA WSBK ORGANIZATION Srl 2019

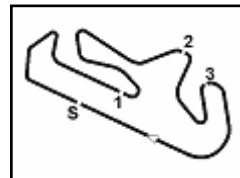
FKR PERUGIA TIMING



Official Tyre Supplier



Official Timekeeper



Portimao 4.592 m

1 / 4

Acerbis Portuguese Round, 6-8 September 2019
Lap Chart Race 1

Lap																				
	1	2	3	4	5	6	7	8	9	10	11	12	13	14	15	16	17	18	19	20
1	1	1	1	1	1	1	1	1	1	1	1	1	1	1	1	1	1	1	1	1
2	66	66	66	66	7	7	60	7	7	7	7	7	7	7	7	7	7	7	7	7
3	91	7	7	7	60	60	7	60	60	60	60	60	60	60	60	60	60	60	60	60
4	7	91	60	60	91	91	91	91	91	54	54	54	54	91	91	91	91	91	91	19
5	60	60	91	91	66	54	54	54	54	91	91	91	91	54	54	54	54	19	91	91
6	11	54	54	54	54	66	22	22	22	22	22	22	22	22	19	19	19	54	54	54
7	22	22	22	22	22	19	19	19	19	19	19	19	19	19	22	22	22	22	22	22
8	54	11	11	76	11	11	11	11	11	11	11	11	11	11	11	11	11	11	11	11
9	21	76	76	11	33	19	33	33	33	33	33	33	33	33	33	33	33	33	33	33
10	33	33	33	33	21	33	21	21	21	21	21	21	21	21	21	21	21	21	21	21
11	76	21	21	21	19	21	81	81	81	81	81	81	81	81	81	81	81	81	81	81
12	81	81	81	81	81	81	28	28	28	28	28	28	28	28	28	28	28	28	28	28
13	28	28	19	19	28	28	50	50	50	50	50	36	36	36	36	36	36	36	66	66
14	50	50	28	28	50	50	36	36	36	36	36	66	66	66	66	66	66	66	36	36
15	36	19	50	50	36	36	66	66	66	66	66	13	13	13	13	13	13	13	13	13
16	19	36	36	36	52	52	52	52	20	13	13	50	20	76	76	76	76	76	76	76
17	20	20	13	20	20	20	20	20	13	20	20	52	52	20	20	20	20	20	20	20
18	13	13	20	52	13	13	13	13	52	52	52	20	76	52	52	52	52	52	52	52
19	52	52	52	13	23	23	23	23	76	76	76	76	23	23	23	23	23	23	23	23
20	23	23	23	23	76	76	76	76	23	23	23	23	23	23	23	23	23	23	23	23

Final Result		
1	1 J. REA	Laps 20
2	7 C. DAVIES	3.891
3	60 M. VAN DER MARK	6.168
4	19 A. BAUTISTA	8.564
5	91 L. HASLAM	8.877
6	54 T. RAZGATLIOGLU	10.404
7	22 A. LOWES	13.495
8	11 S. CORTESE	21.345
9	33 M. MELANDRI	21.582
10	21 M. RINALDI	22.486
11	81 J. TORRES	22.701
12	28 M. REITERBERGER	27.132
13	66 T. SYKES	34.484
14	36 L. MERCADO	36.612
15	13 T. TAKAHASHI	46.877
16	76 L. BAZ	47.901
17	20 S. BARRIER	1'00.704
18	52 A. DELBIANCO	1'00.767
19	23 R. KIYONARI	1'09.039
RET	50 E. LAVERTY	8 Laps

07/09/2019

These data/results cannot be reproduced, stored and/or transmitted in whole or in part by any manner of electronic, mechanical, photocopying, recording, broadcasting or otherwise now known or herein after developed without the previous express consent by the copyright owner, except for reproduction in daily press and regular printed publications on sale to the public within 60 days of the event related to those data/results and always provided that copyright symbol appears together as follows below.

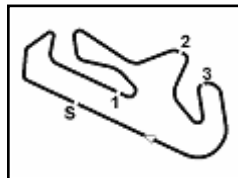
© DORNA WSBK ORGANIZATION Srl 2019

PIRELLI PERUGIA TIMING


Official Tyre Supplier



Official Timekeeper



Portimao 4.592 m

Acerbis Portuguese Round, 6-8 September 2019
Lap Chart Race 1
Lap 1

1	1 J.Rea	1'42.758
2	66 T.Sykes	0.704
3	91 L.Haslam	1.165
4	7 C.Davies	1.663
5	60 M.van der Mark	2.032
6	11 S.Cortese	2.246
7	22 A.Lowes	2.421
8	54 T.Razgatioglu	2.667
9	21 M.Rinaldi	3.242
10	33 M.Melandri	3.382
11	76 L.Baz	3.660
12	81 J.Torres	3.995
13	28 M.Reiterberger	4.272
14	50 E.Laverty	4.688
15	36 L.Mercado	4.855
16	19 A.Bautista	5.683
17	20 S.Barrier	6.163
18	13 T.Takahashi	6.418
19	52 A.Delbianco	6.717
20	23 R.Kiyonari	7.362

Lap 2

1	1 J.Rea	3'24.176
2	66 T.Sykes	1.558
3	7 C.Davies	2.460
4	91 L.Haslam	2.600
5	60 M.van der Mark	2.701
6	54 T.Razgatioglu	3.880
7	22 A.Lowes	4.041
8	11 S.Cortese	4.239
9	76 L.Baz	4.854
10	33 M.Melandri	5.401
11	21 M.Rinaldi	5.789
12	81 J.Torres	6.010
13	28 M.Reiterberger	6.615
14	50 E.Laverty	7.362
15	19 A.Bautista	7.411
16	36 L.Mercado	8.580
17	20 S.Barrier	10.101
18	13 T.Takahashi	10.188
19	52 A.Delbianco	10.480
20	23 R.Kiyonari	13.292

Lap 3

1	1 J.Rea	5'06.189
2	66 T.Sykes	2.075
3	7 C.Davies	2.859
4	60 M.van der Mark	3.140
5	91 L.Haslam	3.483
6	54 T.Razgatioglu	3.987
7	22 A.Lowes	4.219
8	11 S.Cortese	4.863
9	76 L.Baz	5.280
10	33 M.Melandri	6.578
11	21 M.Rinaldi	6.977
12	81 J.Torres	7.184
13	19 A.Bautista	7.861
14	28 M.Reiterberger	8.312
15	50 E.Laverty	9.087
16	36 L.Mercado	10.042
17	13 T.Takahashi	13.198
18	20 S.Barrier	13.225
19	52 A.Delbianco	13.470
20	23 R.Kiyonari	18.654

Lap 4

1	1 J.Rea	6'47.979
2	66 T.Sykes	3.162
3	7 C.Davies	3.385
4	60 M.van der Mark	3.744
5	91 L.Haslam	4.034
6	54 T.Razgatioglu	4.496
7	22 A.Lowes	4.828

8	76 L.Baz	6.192
9	11 S.Cortese	6.406
10	33 M.Melandri	8.575
11	21 M.Rinaldi	8.836
12	81 J.Torres	9.033
13	19 A.Bautista	9.046
14	28 M.Reiterberger	9.806
15	50 E.Laverty	10.794
16	36 L.Mercado	11.752
17	20 S.Barrier	16.959
18	52 A.Delbianco	17.047
19	13 T.Takahashi	17.093
20	23 R.Kiyonari	22.380

Lap 5

1	1 J.Rea	8'30.192
2	7 C.Davies	3.736
3	60 M.van der Mark	4.048
4	91 L.Haslam	4.545
5	66 T.Sykes	4.955
6	54 T.Razgatioglu	5.051
7	22 A.Lowes	5.378
8	11 S.Cortese	7.843
9	33 M.Melandri	10.056
10	21 M.Rinaldi	10.398
11	19 A.Bautista	10.408
12	81 J.Torres	10.761
13	28 M.Reiterberger	11.492
14	50 E.Laverty	12.627
15	36 L.Mercado	13.384
16	52 A.Delbianco	20.769
17	20 S.Barrier	21.206
18	13 T.Takahashi	21.314
19	23 R.Kiyonari	27.524
20	76 L.Baz	35.831

Lap 6

1	1 J.Rea	10'12.445
2	7 C.Davies	4.142
3	60 M.van der Mark	4.216
4	91 L.Haslam	5.221
5	54 T.Razgatioglu	5.584
6	66 T.Sykes	5.973
7	22 A.Lowes	6.062
8	11 S.Cortese	10.547
9	19 A.Bautista	11.728
10	33 M.Melandri	11.783
11	21 M.Rinaldi	12.168
12	81 J.Torres	12.381
13	28 M.Reiterberger	12.801
14	50 E.Laverty	14.560
15	36 L.Mercado	14.983
16	52 A.Delbianco	24.086
17	20 S.Barrier	24.371
18	13 T.Takahashi	24.428
19	23 R.Kiyonari	31.500
20	76 L.Baz	37.637

Lap 7

1	1 J.Rea	11'54.753
2	60 M.van der Mark	4.465
3	7 C.Davies	4.572
4	91 L.Haslam	5.891
5	54 T.Razgatioglu	6.094
6	22 A.Lowes	6.442
7	19 A.Bautista	12.353
8	11 S.Cortese	12.398
9	33 M.Melandri	12.965
10	21 M.Rinaldi	13.520
11	81 J.Torres	13.904
12	28 M.Reiterberger	14.378
13	50 E.Laverty	16.558
14	36 L.Mercado	16.790
15	66 T.Sykes	25.024
16	52 A.Delbianco	27.884

17	20 S.Barrier	28.278
18	13 T.Takahashi	28.308
19	23 R.Kiyonari	35.095
20	76 L.Baz	39.658

Lap 8

1	1 J.Rea	13'37.614
2	7 C.Davies	4.698
3	60 M.van der Mark	4.794
4	91 L.Haslam	5.912
5	54 T.Razgatioglu	6.357
6	22 A.Lowes	6.865
7	19 A.Bautista	12.229
8	11 S.Cortese	13.204
9	33 M.Melandri	13.467
10	21 M.Rinaldi	14.781
11	81 J.Torres	14.987
12	28 M.Reiterberger	15.929
13	50 E.Laverty	17.803
14	36 L.Mercado	18.108
15	66 T.Sykes	26.764
16	52 A.Delbianco	30.685
17	20 S.Barrier	30.855
18	13 T.Takahashi	31.136
19	23 R.Kiyonari	37.974
20	76 L.Baz	40.690

Lap 9

1	1 J.Rea	15'20.347
2	7 C.Davies	4.643
3	60 M.van der Mark	4.835
4	91 L.Haslam	6.322
5	54 T.Razgatioglu	6.534
6	22 A.Lowes	7.034
7	19 A.Bautista	12.018
8	11 S.Cortese	14.250
9	33 M.Melandri	14.409
10	21 M.Rinaldi	15.698
11	81 J.Torres	15.958
12	28 M.Reiterberger	17.098
13	50 E.Laverty	19.264
14	36 L.Mercado	19.530
15	66 T.Sykes	27.184
16	20 S.Barrier	33.319
17	13 T.Takahashi	33.477
18	52 A.Delbianco	33.502
19	76 L.Baz	41.661
20	23 R.Kiyonari	42.060

Lap 10

1	1 J.Rea	17'03.009
2	7 C.Davies	4.700
3	60 M.van der Mark	4.808
4	54 T.Razgatioglu	7.151
5	91 L.Haslam	7.328
6	22 A.Lowes	7.730
7	19 A.Bautista	12.141
8	11 S.Cortese	15.325
9	33 M.Melandri	15.629
10	21 M.Rinaldi	16.926
11	81 J.Torres	17.145
12	28 M.Reiterberger	18.466
13	50 E.Laverty	20.723
14	36 L.Mercado	20.928
15	66 T.Sykes	28.004
16	13 T.Takahashi	35.785
17	20 S.Barrier	36.707
18	52 A.Delbianco	36.805
19	76 L.Baz	42.872
20	23 R.Kiyonari	45.278

Lap 11

1	1 J.Rea	18'45.730
2	7 C.Davies	4.768

3	60 M.van der Mark	5.300
4	54 T.Razgatioglu	7.586
5	91 L.Haslam	7.684
6	22 A.Lowes	7.949
7	19 A.Bautista	11.971
8	11 S.Cortese	16.777
9	33 M.Melandri	17.019
10	21 M.Rinaldi	18.001
11	81 J.Torres	18.944
12	28 M.Reiterberger	20.116
13	50 E.Laverty	22.182
14	36 L.Mercado	22.315
15	66 T.Sykes	28.862
16	13 T.Takahashi	37.482
17	20 S.Barrier	39.666
18	52 A.Delbianco	39.809
19	76 L.Baz	43.816
20	23 R.Kiyonari	48.030

Lap 12

1	1 J.Rea	20'28.441
2	7 C.Davies	5.154
3	60 M.van der Mark	5.509
4	54 T.Razgatioglu	8.067
5	91 L.Haslam	8.150
6	22 A.Lowes	8.645
7	19 A.Bautista	11.929
8	11 S.Cortese	17.929
9	33 M.Melandri	18.186
10	21 M.Rinaldi	19.112
11	81 J.Torres	20.027
12	28 M.Reiterberger	21.434
13	36 L.Mercado	24.261
14	66 T.Sykes	30.102
15	13 T.Takahashi	39.581
16	50 E.Laverty	42.257
17	52 A.Delbianco	42.967
18	20 S.Barrier	43.131
19	76 L.Baz	44.732
20	23 R.Kiyonari	51.192

Lap 13

1	1 J.Rea	22'11.532
2	7 C.Davies	5.012
3	60 M.van der Mark	5.557
4	54 T.Razgatioglu	8.574
5	91 L.Haslam	8.650
6	22 A.Lowes	9.203
7	19 A.Bautista	11.362
8	11 S.Cortese	18.829
9	33 M.Melandri	18.990
10	21 M.Rinaldi	20.139
11	81 J.Torres	20.941
12	28 M.Reiterberger	22.908
13	36 L.Mercado	26.000
14	66 T.Sykes	30.503
15	13 T.Takahashi	41.444
16	20 S.Barrier	45.524
17	52 A.Delbianco	45.734
18	76 L.Baz	45.799
19	23 R.Kiyonari	54.186

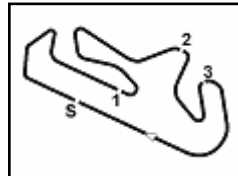
Lap 14

1	1 J.Rea	23'54.402
2	7 C.Davies	5.149
3	60 M.van der Mark	5.822
4	91 L.Haslam	9.073
5	54 T.Razgatioglu	9.676
6	22 A.Lowes	10.261
7	19 A.Bautista	11.428
8	11 S.Cortese	20.252
9	33 M.Melandri	20.446
10	21 M.Rinaldi	21.427
11	81 J.Torres	22.035
12	28 M.Reiterberger	24.269

07/09/2019

These data/results cannot be reproduced, stored and/or transmitted in whole or in part by any manner of electronic, mechanical, photocopying, recording, broadcasting or otherwise now known or herein after developed without the previous express consent by the copyright owner, except for reproduction in daily press and regular printed publications on sale to the public within 60 days of the event related to those data/results and always provided that copyright symbol appears together as follows below.

© DORNA WSBK ORGANIZATION Srl 2019



Portimao 4.592 m

3 / 4

Acerbis Portuguese Round, 6-8 September 2019

Lap Chart Race 1

14	66	T.Sykes	31.479	3	60	M.van der Mark	6.867
15	13	T.Takahashi	43.449	4	91	L.Haslam	11.123
16	76	L.Baz	47.288	5	19	A.Bautista	11.145
17	20	S.Barrier	48.457	6	54	T.Razgattlioglu	11.477
18	52	A.Delbianco	49.275	7	22	A.Lowes	14.251
19	23	R.Kiyonari	57.097	8	11	S.Cortese	22.882
				9	33	M.Melandri	23.038
				10	21	M.Rinaldi	23.988
				11	81	J.Torres	24.147
				12	28	M.Reiterberger	27.512
				13	36	L.Mercado	35.095
				14	66	T.Sykes	35.196
				15	13	T.Takahashi	47.665
				16	76	L.Baz	49.805
				17	20	S.Barrier	58.357
				18	52	A.Delbianco	58.530
				19	23	R.Kiyonari	1'06.584

Lap 15

1	1	J.Rea	25'37.813	1	1	J.Rea	32'33.570
2	7	C.Davies	5.144	2	7	C.Davies	4.589
3	60	M.van der Mark	6.419	3	60	M.van der Mark	6.813
4	91	L.Haslam	9.642	4	19	A.Bautista	10.593
5	54	T.Razgattlioglu	9.973	5	91	L.Haslam	10.891
6	19	A.Bautista	10.972	6	54	T.Razgattlioglu	11.581
7	22	A.Lowes	12.122	7	22	A.Lowes	14.346
8	11	S.Cortese	20.980	8	11	S.Cortese	22.828
9	33	M.Melandri	21.229	9	33	M.Melandri	22.974
10	21	M.Rinaldi	22.247	10	21	M.Rinaldi	23.985
11	81	J.Torres	22.587	11	81	J.Torres	24.250
12	28	M.Reiterberger	25.064	12	28	M.Reiterberger	28.070
13	36	L.Mercado	29.944	13	66	T.Sykes	35.947
14	66	T.Sykes	31.975	14	36	L.Mercado	36.636
15	13	T.Takahashi	44.803	15	13	T.Takahashi	47.765
16	76	L.Baz	47.822	16	76	L.Baz	49.427
17	20	S.Barrier	51.297	17	20	S.Barrier	1'00.204
18	52	A.Delbianco	51.509	18	52	A.Delbianco	1'00.321
19	23	R.Kiyonari	59.514	19	23	R.Kiyonari	1'08.821

Lap 19

1	1	J.Rea	27'21.177	1	1	J.Rea	34'19.341
2	7	C.Davies	5.179	2	7	C.Davies	3.891
3	60	M.van der Mark	6.791	3	60	M.van der Mark	6.168
4	91	L.Haslam	9.970	4	19	A.Bautista	8.564
5	54	T.Razgattlioglu	10.409	5	91	L.Haslam	8.877
6	19	A.Bautista	10.641	6	54	T.Razgattlioglu	10.404
7	22	A.Lowes	13.095	7	22	A.Lowes	13.495
8	11	S.Cortese	21.955	8	11	S.Cortese	21.345
9	33	M.Melandri	22.166	9	33	M.Melandri	21.582
10	21	M.Rinaldi	23.262	10	21	M.Rinaldi	22.486
11	81	J.Torres	23.544	11	81	J.Torres	22.701
12	28	M.Reiterberger	26.072	12	28	M.Reiterberger	27.132
13	36	L.Mercado	32.161	13	66	T.Sykes	34.484
14	66	T.Sykes	32.782	14	36	L.Mercado	36.612
15	13	T.Takahashi	46.257	15	13	T.Takahashi	46.877
16	76	L.Baz	48.707	16	76	L.Baz	47.901
17	20	S.Barrier	53.806	17	20	S.Barrier	1'00.704
18	52	A.Delbianco	53.971	18	52	A.Delbianco	1'00.767
19	23	R.Kiyonari	1'02.506	19	23	R.Kiyonari	1'09.039

Lap 20

1	1	J.Rea	29'04.978	1	1	J.Rea	30'49.122
2	7	C.Davies	5.137	2	7	C.Davies	4.929
3	60	M.van der Mark	6.835				
4	91	L.Haslam	10.156				
5	54	T.Razgattlioglu	10.486				
6	19	A.Bautista	10.490				
7	22	A.Lowes	13.862				
8	11	S.Cortese	22.645				
9	33	M.Melandri	22.773				
10	21	M.Rinaldi	23.685				
11	81	J.Torres	23.974				
12	28	M.Reiterberger	26.686				
13	36	L.Mercado	33.653				
14	66	T.Sykes	33.789				
15	13	T.Takahashi	47.192				
16	76	L.Baz	49.481				
17	20	S.Barrier	55.857				
18	52	A.Delbianco	56.042				
19	23	R.Kiyonari	1'04.631				

Lap 17

1	1	J.Rea	30'49.122				
2	7	C.Davies	4.929				

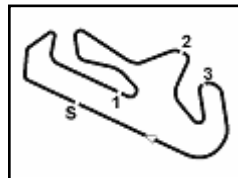
Lap 18

1	1	J.Rea	30'49.122				
2	7	C.Davies	4.929				

07/09/2019

These data/results cannot be reproduced, stored and/or transmitted in whole or in part by any manner of electronic, mechanical, photocopying, recording, broadcasting or otherwise now known or herein after developed without the previous express consent by the copyright owner, except for reproduction in daily press and regular printed publications on sale to the public within 60 days of the event related to those data/results and always provided that copyright symbol appears together as follows below.

© DORNA WSBK ORGANIZATION Srl 2019



Portimao 4.592 m

4 / 4

Acerbis Portuguese Round, 6-8 September 2019
Lap Chart Race 1
Race Pace Comparison

	1 Rea	7 Dav	60 vdM	19 Bau	91 Has	54 Raz	22 Low	11 Cor	33 Mel	21 Rin	81 Tor	28 Rei	66 Syk	36 Mer
1	1'42.758	1'44.421	1'44.790	1'48.441	1'43.923	1'45.425	1'45.179	1'45.004	1'46.140	1'46.000	1'46.753	1'47.030	1'43.462	1'47.613
2	1'41.418	1'42.215	1'42.087	1'43.146	1'42.853	1'42.631	1'43.038	1'43.411	1'43.437	1'43.965	1'43.433	1'43.761	1'42.272	1'45.143
3	1'42.013	1'42.412	1'42.452	1'42.463	1'42.896	1'42.120	1'42.191	1'42.637	1'43.190	1'43.201	1'43.187	1'43.710	1'42.530	1'43.475
4	1'41.790	1'42.316	1'42.394	1'42.975	1'42.341	1'42.299	1'42.399	1'43.333	1'43.787	1'43.649	1'43.639	1'43.284	1'42.877	1'43.500
5	1'42.213	1'42.564	1'42.517	1'43.575	1'42.724	1'42.768	1'42.763	1'43.650	1'43.694	1'43.775	1'43.941	1'43.899	1'44.006	1'43.845
6	1'42.253	1'42.659	1'42.421	1'43.573	1'42.929	1'42.786	1'42.937	1'44.957	1'43.980	1'44.023	1'43.873	1'43.562	1'43.271	1'43.852
7	1'42.308	1'42.738	1'42.557	1'42.933	1'42.978	1'42.818	1'42.688	1'44.159	1'43.490	1'43.660	1'43.831	1'43.885	2'01.359	1'44.115
8	1'42.861	1'42.987	1'43.190	1'42.737	1'42.882	1'43.124	1'43.284	1'43.667	1'43.363	1'44.122	1'43.944	1'44.412	1'44.601	1'44.179
9	1'42.733	1'42.678	1'42.774	1'42.522	1'43.143	1'42.910	1'42.902	1'43.779	1'43.675	1'43.650	1'43.704	1'43.902	1'43.153	1'44.155
10	1'42.662	1'42.719	1'42.635	1'42.785	1'43.668	1'43.279	1'43.358	1'43.737	1'43.882	1'43.890	1'43.849	1'44.030	1'43.482	1'44.060
11	1'42.721	1'42.789	1'43.213	1'42.551	1'43.077	1'43.156	1'42.940	1'44.173	1'44.111	1'43.796	1'44.520	1'44.371	1'43.579	1'44.108
12	1'42.711	1'43.097	1'42.920	1'42.669	1'43.177	1'43.192	1'43.407	1'43.863	1'43.878	1'43.822	1'43.794	1'44.029	1'43.951	1'44.657
13	1'43.091	1'42.949	1'43.139	1'42.524	1'43.591	1'43.598	1'43.649	1'43.991	1'43.895	1'44.118	1'44.005	1'44.565	1'43.492	1'44.830
14	1'42.870	1'43.007	1'43.135	1'42.936	1'43.293	1'43.972	1'43.928	1'44.293	1'44.326	1'44.158	1'43.964	1'44.231	1'43.846	1'45.058
15	1'43.411	1'43.406	1'44.008	1'42.955	1'43.980	1'43.708	1'45.272	1'44.139	1'44.194	1'44.231	1'43.963	1'44.206	1'43.907	1'45.167
16	1'43.364	1'43.399	1'43.736	1'43.033	1'43.692	1'43.800	1'44.337	1'44.339	1'44.301	1'44.379	1'44.321	1'44.372	1'44.171	1'45.581
17	1'43.801	1'43.759	1'43.845	1'43.650	1'43.987	1'43.878	1'44.568	1'44.491	1'44.408	1'44.224	1'44.231	1'44.415	1'44.808	1'45.293
18	1'44.144	1'43.936	1'44.176	1'44.799	1'45.111	1'45.135	1'44.533	1'44.381	1'44.409	1'44.447	1'44.317	1'44.970	1'45.551	1'45.586
19	1'44.448	1'44.108	1'44.394	1'43.896	1'44.216	1'44.552	1'44.543	1'44.394	1'44.384	1'44.445	1'44.551	1'45.006	1'45.199	1'45.989
20	1'45.771	1'45.073	1'45.126	1'43.742	1'43.757	1'44.594	1'44.920	1'44.288	1'44.379	1'44.272	1'44.222	1'44.833	1'44.308	1'45.747

	13 Tah	76 Baz	20 Bae	52 Del	23 Kiy	50 Lav
1	1'49.176	1'46.418	1'48.921	1'49.475	1'50.120	1'47.446
2	1'45.188	1'42.612	1'45.356	1'45.181	1'47.348	1'44.092
3	1'45.023	1'42.439	1'45.137	1'45.003	1'47.375	1'43.738
4	1'45.685	1'42.702	1'45.524	1'45.367	1'45.516	1'43.497
5	1'46.434	2'11.852	1'46.460	1'45.935	1'47.357	1'44.046
6	1'45.367	1'44.059	1'45.418	1'45.570	1'46.229	1'44.186
7	1'46.188	1'44.329	1'46.215	1'46.106	1'45.903	1'44.306
8	1'45.689	1'43.893	1'45.438	1'45.662	1'45.740	1'44.106
9	1'45.074	1'43.704	1'45.197	1'45.550	1'46.819	1'44.194
10	1'44.970	1'43.873	1'46.050	1'45.965	1'45.880	1'44.121
11	1'44.418	1'43.665	1'45.680	1'45.725	1'45.473	1'44.180
12	1'44.810	1'43.627	1'46.176	1'45.869	1'45.873	2'02.786
13	1'44.954	1'44.158	1'45.484	1'45.858	1'46.085	
14	1'44.875	1'44.359	1'45.803	1'46.411	1'45.781	
15	1'44.765	1'43.945	1'46.251	1'45.645	1'45.828	
16	1'44.818	1'44.249	1'45.873	1'45.826	1'46.356	
17	1'44.736	1'44.575	1'45.852	1'45.872	1'45.926	
18	1'44.617	1'44.468	1'46.644	1'46.632	1'46.097	
19	1'44.548	1'44.070	1'46.295	1'46.239	1'46.685	
20	1'44.883	1'44.245	1'46.271	1'46.217	1'45.989	

07/09/2019

These data/results cannot be reproduced, stored and/or transmitted in whole or in part by any manner of electronic, mechanical, photocopying, recording, broadcasting or otherwise now known or herein after developed without the previous express consent by the copyright owner, except for reproduction in daily press and regular printed publications on sale to the public within 60 days of the event related to those data/results and always provided that copyright symbol appears together as follows below.

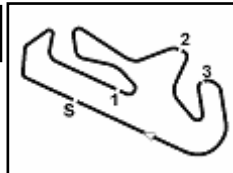
© DORNA WSBK ORGANIZATION Srl 2019

FCR PERUGIA TIMING


Official Tyre Supplier



Official Timekeeper



Portimao 4.592 m

Acerbis Portuguese Round, 6-8 September 2019 Best Sectors & Speed Race 1

RESULTS

1	1 J. REA	Kawasaki ZX-10RR	Laps 20
2	7 C. DAVIES	Ducati Panigale V4 R	3.891
3	60 M. VAN DER MARK	Yamaha YZF R1	6.168
4	19 A. BAUTISTA	Ducati Panigale V4 R	8.564
5	91 L. HASLAM	Kawasaki ZX-10RR	8.877
6	54 T. RAZGATLIOGLU	Kawasaki ZX-10RR	10.404
7	22 A. LOWES	Yamaha YZF R1	13.495
8	11 S. CORTESE	Yamaha YZF R1	21.345
9	33 M. MELANDRI	Yamaha YZF R1	21.582
10	21 M. RINALDI	Ducati Panigale V4 R	22.486
11	81 J. TORRES	Kawasaki ZX-10RR	22.701
12	28 M. REITERBERGER	BMW S1000 RR	27.132
13	66 T. SYKES	BMW S1000 RR	34.484
14	36 L. MERCADO	Kawasaki ZX-10RR	36.612
15	13 T. TAKAHASHI	Honda CBR1000RR	46.877
16	76 L. BAZ	Yamaha YZF R1	47.901
17	20 S. BARRIER	Ducati Panigale V4 R	1'00.704
18	52 A. DELBIANCO	Honda CBR1000RR	1'00.767
19	23 R. KIYONARI	Honda CBR1000RR	1'09.039
RET	50 E. LAVERTY	Ducati Panigale V4 R	8 Laps

SPEED

1	7 C. DAVIES	Ducati Panigale V4 R	316,8
2	1 J. REA	Kawasaki ZX-10RR	310,5
3	54 T. RAZGATLIOGLU	Kawasaki ZX-10RR	310,5
4	76 L. BAZ	Yamaha YZF R1	309,6
5	22 A. LOWES	Yamaha YZF R1	308,7
6	19 A. BAUTISTA	Ducati Panigale V4 R	307,0
7	66 T. SYKES	BMW S1000 RR	307,0
8	60 M. VAN DER MARK	Yamaha YZF R1	306,1
9	20 S. BARRIER	Ducati Panigale V4 R	305,2
10	11 S. CORTESE	Yamaha YZF R1	305,2
11	13 T. TAKAHASHI	Honda CBR1000RR	301,8
12	91 L. HASLAM	Kawasaki ZX-10RR	301,0
13	36 L. MERCADO	Kawasaki ZX-10RR	301,0
14	81 J. TORRES	Kawasaki ZX-10RR	300,2
15	28 M. REITERBERGER	BMW S1000 RR	299,3
16	23 R. KIYONARI	Honda CBR1000RR	297,7
17	50 E. LAVERTY	Ducati Panigale V4 R	297,7
18	33 M. MELANDRI	Yamaha YZF R1	297,7
19	52 A. DELBIANCO	Honda CBR1000RR	296,9
20	21 M. RINALDI	Ducati Panigale V4 R	296,1

SEG. 1

1	7 C. DAVIES	32.037
2	1 J. REA	32.040
3	19 A. BAUTISTA	32.175
4	54 T. RAZGATLIOGLU	32.247
5	66 T. SYKES	32.305
6	91 L. HASLAM	32.313
7	60 M. VAN DER MARK	32.316
8	76 L. BAZ	32.400
9	22 A. LOWES	32.416
10	11 S. CORTESE	32.547
11	33 M. MELANDRI	32.566
12	21 M. RINALDI	32.698
13	81 J. TORRES	32.713
14	50 E. LAVERTY	32.808
15	28 M. REITERBERGER	32.814
16	36 L. MERCADO	32.862
17	13 T. TAKAHASHI	32.947
18	20 S. BARRIER	33.049
19	23 R. KIYONARI	33.282
20	52 A. DELBIANCO	33.321

SEG. 2

1	1 J. REA	30.251
2	91 L. HASLAM	30.451
3	54 T. RAZGATLIOGLU	30.459
4	22 A. LOWES	30.469
5	7 C. DAVIES	30.472
6	66 T. SYKES	30.479
7	60 M. VAN DER MARK	30.510
8	76 L. BAZ	30.518
9	81 J. TORRES	30.626
10	28 M. REITERBERGER	30.654
11	19 A. BAUTISTA	30.660
12	21 M. RINALDI	30.712
13	11 S. CORTESE	30.765
14	36 L. MERCADO	30.783
15	33 M. MELANDRI	30.850
16	50 E. LAVERTY	30.860
17	13 T. TAKAHASHI	31.271
18	20 S. BARRIER	31.328
19	52 A. DELBIANCO	31.448
20	23 R. KIYONARI	31.522

SEG. 3

1	1 J. REA	20.071
2	66 T. SYKES	20.235
3	54 T. RAZGATLIOGLU	20.270
4	60 M. VAN DER MARK	20.311
5	11 S. CORTESE	20.333
6	19 A. BAUTISTA	20.333
7	76 L. BAZ	20.337
8	81 J. TORRES	20.342
9	28 M. REITERBERGER	20.346
10	22 A. LOWES	20.353
11	33 M. MELANDRI	20.380
12	7 C. DAVIES	20.383
13	91 L. HASLAM	20.389
14	36 L. MERCADO	20.436
15	50 E. LAVERTY	20.506
16	21 M. RINALDI	20.604
17	13 T. TAKAHASHI	20.649
18	52 A. DELBIANCO	20.762
19	20 S. BARRIER	20.787
20	23 R. KIYONARI	20.822

SEG. 4

1	11 S. CORTESE	18.828
2	22 A. LOWES	18.830
3	60 M. VAN DER MARK	18.844
4	54 T. RAZGATLIOGLU	18.891
5	1 J. REA	18.896
6	19 A. BAUTISTA	18.902
7	33 M. MELANDRI	18.923
8	21 M. RINALDI	18.950
9	91 L. HASLAM	18.962
10	66 T. SYKES	18.992
11	76 L. BAZ	18.997
12	81 J. TORRES	19.023
13	7 C. DAVIES	19.060
14	36 L. MERCADO	19.060
15	28 M. REITERBERGER	19.105
16	50 E. LAVERTY	19.129
17	13 T. TAKAHASHI	19.256
18	52 A. DELBIANCO	19.263
19	23 R. KIYONARI	19.296
20	20 S. BARRIER	19.429

07/09/2019

These data/results cannot be reproduced, stored and/or transmitted in whole or in part by any manner of electronic, mechanical, photocopying, recording, broadcasting or otherwise now known or herein after developed without the previous express consent by the copyright owner, except for reproduction in daily press and regular printed publications on sale to the public within 60 days of the event related to those data/results and always provided that copyright symbol appears together as follows below.

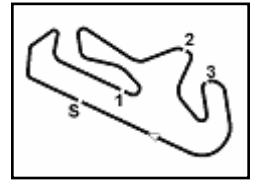
© DORNA WSBK ORGANIZATION Srl 2019

FICR PERUGIA TIMING


Official Tyre Supplier



Official Timekeeper



Acerbis Portuguese Round, 6-8 September 2019 Chronological Analysis Race 1

Portimao 4.592 m

Start at 14:00'41.620

1 / 4

1°		1 J. REA (1'41.418)					
Lap	Seg.1	Seg.2	Seg.3	Seg.4	Lap Time	km/h	Local Time
1		30.251	20.071	18.966	1'42.758	173,4	14:02'24.378
2	32.040	30.315	20.167	18.896	1'41.418	306,1	14:04'05.796
3	32.140	30.379	20.526	18.968	1'42.013	304,4	14:05'47.809
4	32.162	30.424	20.206	18.998	1'41.790	307,8	14:07'29.599
5	32.171	30.632	20.336	19.074	1'42.213	309,6	14:09'11.812
6	32.314	30.647	20.249	19.043	1'42.253	308,7	14:10'54.065
7	32.379	30.582	20.257	19.090	1'42.308	304,4	14:12'36.373
8	32.300	31.041	20.394	19.126	1'42.861	307,8	14:14'19.234
9	32.412	30.680	20.505	19.136	1'42.733	307,0	14:16'01.967
10	32.432	30.716	20.383	19.131	1'42.662	307,8	14:17'44.629
11	32.364	30.581	20.521	19.255	1'42.721	310,5	14:19'27.350
12	32.423	30.660	20.382	19.246	1'42.711	306,1	14:21'10.061
13	32.472	30.861	20.563	19.195	1'43.091	307,0	14:22'53.152
14	32.417	30.810	20.422	19.221	1'42.870	307,0	14:24'36.022
15	32.463	30.987	20.689	19.272	1'43.411	307,8	14:26'19.433
16	32.517	31.052	20.579	19.216	1'43.364	309,6	14:28'02.797
17	32.671	31.101	20.566	19.463	1'43.801	307,0	14:29'46.598
18	32.859	31.088	20.606	19.591	1'44.144	309,6	14:31'30.742
19	32.932	31.262	20.755	19.499	1'44.448	307,8	14:33'15.190
20	33.213	31.492	20.812	20.254	1'45.771	302,7	14:35'00.961
Race Time 34'19.341							

16	32.710	31.140	20.648	19.238	1'43.736	302,7	14:28'09.588
17	32.746	31.234	20.632	19.233	1'43.845	305,2	14:29'53.433
18	32.902	31.263	20.805	19.206	1'44.176	304,4	14:31'37.609
19	32.917	31.301	20.861	19.315	1'44.394	302,7	14:33'22.003
20	33.196	31.518	21.021	19.391	1'45.126	297,7	14:35'07.129
Race Time 34'25.509							

2°		7 C. DAVIES (1'42.215)					
Lap	Seg.1	Seg.2	Seg.3	Seg.4	Lap Time	km/h	Local Time
1		30.544	20.408	19.060	1'44.421	197,4	14:02'26.041
2	32.207	30.472	20.398	19.138	1'42.215	299,3	14:04'08.256
3	32.096	30.564	20.490	19.262	1'42.412	309,6	14:05'50.668
4	32.138	30.623	20.405	19.150	1'42.316	306,1	14:07'32.984
5	32.206	30.663	20.383	19.312	1'42.564	303,5	14:09'15.548
6	32.187	30.683	20.497	19.292	1'42.659	314,1	14:10'58.207
7	32.037	30.759	20.504	19.438	1'42.738	312,3	14:12'40.945
8	32.350	30.836	20.539	19.262	1'42.987	303,5	14:14'23.932
9	32.134	30.816	20.454	19.274	1'42.678	312,3	14:16'06.610
10	32.147	30.720	20.543	19.309	1'42.719	311,4	14:17'49.329
11	32.139	30.774	20.494	19.382	1'42.789	316,8	14:19'32.118
12	32.271	30.942	20.566	19.328	1'43.097	311,4	14:21'15.215
13	32.322	30.730	20.592	19.305	1'42.949	310,5	14:22'58.164
14	32.275	30.848	20.492	19.392	1'43.007	311,4	14:24'41.171
15	32.402	31.030	20.577	19.397	1'43.406	311,4	14:26'24.577
16	32.286	31.029	20.611	19.473	1'43.399	310,5	14:28'07.976
17	32.490	31.193	20.603	19.473	1'43.759	313,2	14:29'51.735
18	32.562	31.176	20.743	19.455	1'43.936	310,5	14:31'35.671
19	32.679	31.168	20.724	19.537	1'44.108	309,6	14:33'19.779
20	32.877	31.455	21.043	19.698	1'45.073	304,4	14:35'04.852
Race Time 34'23.232							

4°		19 A. BAUTISTA (1'42.463)						
Lap	Seg.1	Seg.2	Seg.3	Seg.4	Lap Time	km/h	Local Time	
1			31.691	20.847	18.902	1'48.441	186,2	14:02'30.061
2	32.784	30.836	20.609	18.917	1'43.146	294,5	14:04'13.207	
3	32.357	30.780	20.423	18.903	1'42.463	307,0	14:05'55.670	
4	32.452	30.794	20.763	18.966	1'42.975	285,9	14:07'38.645	
5	32.681	31.218	20.719	18.957	1'43.575	287,4	14:09'22.220	
6	32.514	30.971	21.141	18.947	1'43.573	290,5	14:11'05.793	
7	32.175	31.056	20.660	19.042	1'42.933	292,1	14:12'48.726	
8	32.483	30.789	20.335	19.130	1'42.737	294,5	14:14'31.463	
9	32.401	30.705	20.333	19.083	1'42.522	297,7	14:16'13.985	
10	32.339	30.773	20.511	19.162	1'42.785	292,1	14:17'56.770	
11	32.212	30.660	20.570	19.109	1'42.551	299,3	14:19'39.321	
12	32.266	30.795	20.557	19.051	1'42.669	299,3	14:21'21.990	
13	32.205	30.737	20.484	19.098	1'42.524	303,5	14:23'04.514	
14	32.239	30.913	20.710	19.074	1'42.936	301,8	14:24'47.450	
15	32.297	31.055	20.500	19.103	1'42.955	301,0	14:26'30.405	
16	32.474	30.809	20.721	19.029	1'43.033	298,5	14:28'13.438	
17	32.665	31.162	20.746	19.077	1'43.650	284,4	14:29'57.088	
18	33.363	31.217	20.937	19.282	1'44.799	295,3	14:31'41.887	
19	32.852	30.997	20.825	19.222	1'43.896	307,0	14:33'25.783	
20	32.629	31.107	20.702	19.304	1'43.742	297,7	14:35'09.525	
Race Time 34'27.905								

3°		60 M. VAN DER MARK (1'42.087)					
Lap	Seg.1	Seg.2	Seg.3	Seg.4	Lap Time	km/h	Local Time
1		30.617	20.403	18.844	1'44.790	187,5	14:02'26.410
2	32.316	30.510	20.397	18.864	1'42.087	301,0	14:04'08.497
3	32.551	30.629	20.414	18.858	1'42.452	292,9	14:05'50.949
4	32.338	30.653	20.440	18.963	1'42.394	296,9	14:07'33.343
5	32.425	30.818	20.311	18.963	1'42.517	292,1	14:09'15.860
6	32.400	30.647	20.313	19.061	1'42.421	301,8	14:10'58.281
7	32.379	30.767	20.334	19.077	1'42.557	294,5	14:12'40.838
8	32.775	30.889	20.454	19.072	1'43.190	301,0	14:14'24.028
9	32.530	30.918	20.361	18.965	1'42.774	298,5	14:16'06.802
10	32.458	30.760	20.378	19.039	1'42.635	301,0	14:17'49.437
11	32.494	30.923	20.539	19.257	1'43.213	301,0	14:19'32.650
12	32.503	31.000	20.451	18.966	1'42.920	301,0	14:21'15.570
13	32.429	30.922	20.629	19.159	1'43.139	302,7	14:22'58.709
14	32.589	30.987	20.535	19.024	1'43.135	297,7	14:24'41.844
15	32.491	31.391	20.924	19.202	1'44.008	306,1	14:26'25.852

5°		91 L. HASLAM (1'42.341)					
Lap	Seg.1	Seg.2	Seg.3	Seg.4	Lap Time	km/h	Local Time
1		30.500	20.389	18.962	1'43.923	181,8	14:02'25.543
2	32.950	30.451	20.457	18.995	1'42.853	301,0	14:04'08.396
3	32.786	30.647	20.501	18.962	1'42.896	293,7	14:05'51.292
4	32.313	30.587	20.466	18.975	1'42.341	295,3	14:07'33.633
5	32.474	30.824	20.400	19.026	1'42.724	296,1	14:09'16.357
6	32.508	30.918	20.428	19.075	1'42.929	296,9	14:10'59.286
7	32.462	30.887	20.509	19.120	1'42.978	293,7	14:12'42.264
8	32.546	30.721	20.464	19.151	1'42.882	300,2	14:14'25.146
9	32.717	30.836	20.451	19.139	1'43.143	292,9	14:16'08.289
10	32.916	30.907	20.655	19.190	1'43.668	294,5	14:17'51.957
11	32.581	30.723	20.573	19.200	1'43.077	291,3	14:19'35.034
12	32.578	30.907	20.597	19.095	1'43.177	289,0	14:21'18.211
13	32.702	31.019	20.738	19.132	1'43.591	293,7	14:23'01.802
14	32.575	30.965	20.487	19.266	1'43.293	298,5	14:24'45.095
15	32.795	31.149	20.673	19.363	1'43.980	299,3	14:26'29.075
16	32.762	31.002	20.612	19.316	1'43.692	298,5	14:28'12.767
17	32.910	31.221	20.530	19.326	1'43.987	299,3	14:29'56.754
18	33.485	31.226	20.940	19.460	1'45.111	299,3	14:31'41.865
19	33.073	31.188	20.693	19.262	1'44.216	292,1	14:33'26.081
20	32.882	30.898	20.636	19.341	1'43.757	292,9	14:35'09.838
Race Time 34'28.218							

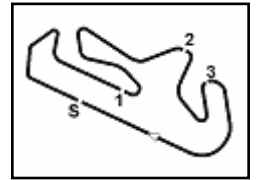
6°		54 T. RAZGATLIOGLU (1'42.120)					
Lap	Seg.1	Seg.2	Seg.3	Seg.4	Lap Time	km/h	Local Time
1		30.743	20.505	18.891	1'45.425	193,5	14:02'27.045
2	32.439	30.825	20.432	18.935	1'42.631	299,3	14:04'09.676
3	32.247	30.459	20.448	18.966	1'42.120	308,7	14:05'51.796
4	32.284	30.702	20.270	19.043	1'42.299	307,0	14:07'34.095
5	32.454	30.894	20.368	19.052	1'42.768	302,7	14:09'16.863
6	32.451	30.827	20.398	19.110	1'42.786	309,6	14:10'59.649
7	32.461	30.758	20.437	19.162	1'42.818	303,5	14:12'42.467
8	32.641	30.886	20.516	19.081	1'43.124	296,9	14:14'25.591
9	32.472	30.898	20.397	19.143	1'42.910	301,8	14:16'08.501

07/09/2019

P = Pits In/Out - C = Lap Time Cancelled

These data/results cannot be reproduced, stored and/or transmitted in whole or in part by any manner of electronic, mechanical, photocopying, recording, broadcasting or otherwise now known or herein after developed without the previous express consent by the copyright owner, except for reproduction in daily press and regular printed publications on sale to the public within 60 days of the event related to those data/results and always provided that copyright symbol appears together as follows below.

© DORNA WSBK ORGANIZATION Srl 2019



Acerbis Portuguese Round, 6-8 September 2019 Chronological Analysis Race 1

Portimao 4.592 m

Start at 14:00'41.620

2 / 4

10	32.596	30.826	20.615	19.242	1'43.279	294,5	14:17'51.780	4	32.812	31.094	20.626	19.255	1'43.787	288,2	14:07'38.174
11	32.503	30.776	20.543	19.334	1'43.156	310,5	14:19'34.936	5	32.625	31.316	20.512	19.241	1'43.694	296,1	14:09'21.868
12	32.500	30.924	20.518	19.250	1'43.192	308,7	14:21'18.128	6	32.676	31.229	20.813	19.262	1'43.980	292,1	14:11'05.848
13	32.602	31.111	20.585	19.300	1'43.598	310,5	14:23'01.726	7	32.745	30.965	20.564	19.216	1'43.490	285,9	14:12'49.338
14	32.923	31.233	20.615	19.201	1'43.972	305,2	14:24'45.698	8	32.787	30.935	20.481	19.160	1'43.363	285,2	14:14'32.701
15	32.641	31.069	20.674	19.324	1'43.708	293,7	14:26'29.406	9	32.902	31.091	20.523	19.159	1'43.675	285,2	14:16'16.376
16	32.764	31.111	20.630	19.295	1'43.800	301,0	14:28'13.206	10	32.962	31.087	20.546	19.287	1'43.882	280,0	14:18'00.258
17	32.650	31.223	20.684	19.321	1'43.878	301,0	14:29'57.084	11	33.029	30.963	20.883	19.236	1'44.111	290,5	14:19'44.369
18	33.400	31.568	20.834	19.333	1'45.135	293,7	14:31'42.219	12	32.784	31.181	20.643	19.270	1'43.878	288,2	14:21'28.247
19	33.109	31.236	20.812	19.395	1'44.552	301,0	14:33'26.771	13	32.837	31.181	20.637	19.240	1'43.895	296,1	14:23'12.142
20	32.802	31.348	20.947	19.497	1'44.594	302,7	14:35'11.365	14	33.103	31.312	20.604	19.307	1'44.326	289,7	14:24'56.468

Race Time 34'29.745

7° 22 A. LOWES (1'42.191)							
Lap	Seg.1	Seg.2	Seg.3	Seg.4	Lap Time	km/h	Local Time
1		30.677	20.562	18.830	1'45.179	182,1	14:02'26.799
2	32.555	30.893	20.688	18.902	1'43.038	292,1	14:04'09.837
3	32.416	30.469	20.427	18.879	1'42.191	282,2	14:05'52.028
4	32.471	30.592	20.353	18.983	1'42.399	289,0	14:07'34.427
5	32.505	30.716	20.548	18.994	1'42.763	294,5	14:09'17.190
6	32.559	30.782	20.564	19.032	1'42.937	298,5	14:11'00.127
7	32.471	30.626	20.588	19.003	1'42.688	305,2	14:12'42.815
8	32.588	30.924	20.681	19.091	1'43.284	298,5	14:14'26.099
9	32.469	30.970	20.442	19.021	1'42.902	300,2	14:16'09.001
10	32.616	30.859	20.738	19.145	1'43.358	296,1	14:17'52.359
11	32.450	30.702	20.677	19.111	1'42.940	300,2	14:19'35.299
12	32.762	30.916	20.660	19.069	1'43.407	292,1	14:21'18.706
13	32.746	30.986	20.734	19.183	1'43.649	292,9	14:23'02.355
14	32.905	31.051	20.743	19.229	1'43.928	299,3	14:24'46.283
15	32.701	32.407	20.909	19.255	1'45.272	296,1	14:26'31.555
16	32.839	31.232	20.885	19.381	1'44.337	296,1	14:28'15.892
17	33.272	31.173	20.740	19.383	1'44.568	308,7	14:30'00.460
18	33.051	31.268	20.873	19.341	1'44.533	296,9	14:31'44.993
19	33.036	31.182	20.917	19.408	1'44.543	304,4	14:33'29.536
20	32.942	31.365	21.043	19.570	1'44.920	299,3	14:35'14.456

Race Time 34'32.836

8° 11 S. CORTESE (1'42.637)							
Lap	Seg.1	Seg.2	Seg.3	Seg.4	Lap Time	km/h	Local Time
1		30.822	20.763	18.828	1'45.004	181,5	14:02'26.624
2	32.547	31.276	20.715	18.873	1'43.411	296,1	14:04'10.035
3	32.591	30.765	20.333	18.948	1'42.637	282,9	14:05'52.672
4	32.549	31.360	20.474	18.950	1'43.333	296,9	14:07'36.005
5	32.731	31.175	20.480	19.264	1'43.650	297,7	14:09'19.655
6	33.988	31.087	20.668	19.214	1'44.957	301,0	14:11'04.612
7	32.950	31.252	20.655	19.302	1'44.159	301,0	14:12'48.771
8	32.991	30.968	20.467	19.241	1'43.667	283,7	14:14'32.438
9	32.870	31.108	20.549	19.252	1'43.779	291,3	14:16'16.217
10	32.854	31.055	20.513	19.315	1'43.737	300,2	14:17'59.954
11	33.033	31.000	20.837	19.303	1'44.173	305,2	14:19'44.127
12	32.796	31.183	20.652	19.232	1'43.863	298,5	14:21'27.990
13	32.894	31.126	20.661	19.310	1'43.991	304,4	14:23'11.981
14	33.044	31.361	20.609	19.279	1'44.293	303,5	14:24'56.274
15	32.889	31.321	20.623	19.306	1'44.139	304,4	14:26'40.413
16	32.980	31.367	20.696	19.296	1'44.339	304,4	14:28'24.752
17	32.927	31.358	20.779	19.427	1'44.491	305,2	14:30'09.243
18	32.867	31.385	20.663	19.466	1'44.381	301,0	14:31'53.624
19	33.024	31.209	20.809	19.352	1'44.394	301,0	14:33'38.018
20	32.953	31.294	20.800	19.241	1'44.288	301,0	14:35'22.306

Race Time 34'40.686

9° 33 M. MELANDRI (1'43.190)							
Lap	Seg.1	Seg.2	Seg.3	Seg.4	Lap Time	km/h	Local Time
1		31.262	20.597	18.923	1'46.140	187,5	14:02'27.760
2	32.566	31.412	20.380	19.079	1'43.437	282,9	14:04'11.197
3	32.652	30.850	20.512	19.176	1'43.190	290,5	14:05'54.387

10° 21 M. RINALDI (1'43.201)							
Lap	Seg.1	Seg.2	Seg.3	Seg.4	Lap Time	km/h	Local Time
1		30.852	20.663	18.956	1'46.000	192,5	14:02'27.620
2	33.223	31.139	20.653	18.950	1'43.965	296,1	14:04'11.585
3	32.698	30.712	20.687	19.104	1'43.201	285,9	14:05'54.786
4	32.845	30.942	20.695	19.167	1'43.649	286,7	14:07'38.435
5	32.799	31.184	20.695	19.097	1'43.775	277,1	14:09'22.210
6	32.900	31.022	20.993	19.108	1'44.023	275,7	14:11'06.233
7	32.938	30.998	20.611	19.113	1'43.660	285,2	14:12'49.893
8	33.449	30.894	20.612	19.167	1'44.122	292,1	14:14'34.015
9	32.874	31.021	20.604	19.151	1'43.650	282,9	14:16'17.665
10	32.855	31.055	20.720	19.260	1'43.890	295,3	14:18'01.555
11	32.807	31.007	20.766	19.216	1'43.796	292,9	14:19'45.351
12	32.836	30.963	20.838	19.185	1'43.822	280,7	14:21'29.173
13	32.915	31.259	20.662	19.282	1'44.118	282,9	14:23'13.291
14	32.969	31.219	20.713	19.257	1'44.158	288,2	14:24'57.449
15	32.780	31.281	20.888	19.282	1'44.231	292,1	14:26'41.680
16	33.020	31.368	20.771	19.220	1'44.379	289,0	14:28'26.059
17	32.861	31.188	20.858	19.317	1'44.224	289,7	14:30'10.283
18	32.925	31.277	20.809	19.436	1'44.447	285,9	14:31'54.730
19	33.083	31.192	20.831	19.339	1'44.445	282,9	14:33'39.175
20	32.765	31.302	20.740	19.465	1'44.272	285,9	14:35'23.447

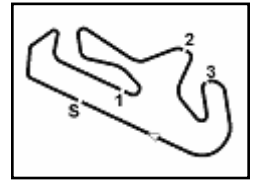
Race Time 34'41.827

11° 81 J. TORRES (1'43.187)							
Lap	Seg.1	Seg.2	Seg.3	Seg.4	Lap Time	km/h	Local Time
1		31.648	20.342	19.080	1'46.753	181,8	14:02'28.373
2	33.181	30.704	20.525	19.023	1'43.433	298,5	14:04'11.806
3	32.713	30.626	20.692	19.156	1'43.187	285,2	14:05'54.993
4	32.887	30.824	20.699	19.229	1'43.639	289,0	14:07'38.632
5	33.034	31.132	20.617	19.158	1'43.941	277,8	14:09'22.573
6	32.729	31.008	20.906	19.230	1'43.873	282,9	14:11'06.446
7	32.991	30.960	20.595	19.285	1'43.831	292,9	14:12'50.277
8	33.308	30.901	20.542	19.193	1'43.944	300,2	14:14'34.221
9	32.868	30.967	20.602	19.267	1'43.704	281,5	14:16'17.925
10	32.823	31.009	20.708	19.309	1'43.849	292,9	14:18'01.774
11	32.851	31.710	20.626	19.333	1'44.520	286,7	14:19'46.294
12	32.866	30.948	20.597	19.383	1'43.794	293,7	14:21'30.088
13	32.741	31.261	20.616	19.387	1'44.005	295,3	14:23'14.093
14	32.917	31.154	20.503	19.390	1'43.964	294,5	14:24'58.057
15	33.023	30.976	20.596	19.368	1'43.963	300,2	14:26'42.020
16	32.998	31.189	20.746	19.388	1'44.321	287,4	14:28'26.341
17	32.981	31.125	20.699	19.426	1'44.231	292,1	14:30'10.572
18	33.001	31.049	20.797	19.470	1'44.317	290,5	14:31'54.889
19	33.165	31.215	20.731	19.440	1'44.551	282,9	14:33'39.440
20	32.991	31.219	20.603	19.409	1'44.222	292,1	14:35'23.662

07/09/2019 P = Pits In/Out - C = Lap Time Cancelled

These data/results cannot be reproduced, stored and/or transmitted in whole or in part by any manner of electronic, mechanical, photocopying, recording, broadcasting or otherwise now known or herein after developed without the previous express consent by the copyright owner, except for reproduction in daily press and regular printed publications on sale to the public within 60 days of the event related to those data/results and always provided that copyright symbol appears together as follows below.

© DORNA WSBK ORGANIZATION Srl 2019



Acerbis Portuguese Round, 6-8 September 2019 Chronological Analysis Race 1

Portimao 4.592 m

Start at 14:00'41.620

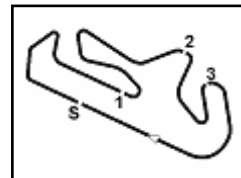
3 / 4

12° 28 M. REITERBERGER (1'43.284)								15° 13 T. TAKAHASHI (1'44.418)							
Lap	Seg.1	Seg.2	Seg.3	Seg.4	Lap Time	km/h	Local Time	Lap	Seg.1	Seg.2	Seg.3	Seg.4	Lap Time	km/h	Local Time
1		31.476	20.401	19.109	1'47.030	188,8	14:02'28.650	1		31.727	20.797	19.342	1'49.176	197,0	14:02'30.796
2	33.499	30.667	20.444	19.151	1'43.761	293,7	14:04'12.411	2	33.527	31.572	20.833	19.256	1'45.188	282,9	14:04'15.984
3	33.060	30.654	20.891	19.105	1'43.710	296,9	14:05'56.121	3	33.248	31.405	20.957	19.413	1'45.023	285,2	14:06'01.007
4	32.881	30.901	20.380	19.122	1'43.284	285,2	14:07'39.405	4	33.894	31.481	20.917	19.393	1'45.685	301,8	14:07'46.692
5	33.098	31.262	20.346	19.193	1'43.899	292,9	14:09'23.304	5	34.182	31.909	20.948	19.395	1'46.434	280,0	14:09'33.126
6	32.814	31.037	20.561	19.150	1'43.562	295,3	14:11'06.866	6	33.546	31.489	20.902	19.430	1'45.367	266,2	14:11'18.493
7	33.059	31.035	20.603	19.188	1'43.885	286,7	14:12'50.751	7	33.802	31.669	21.320	19.397	1'46.188	281,5	14:13'04.681
8	33.268	31.166	20.702	19.276	1'44.412	290,5	14:14'35.163	8	33.668	31.728	20.901	19.392	1'45.689	272,9	14:14'50.370
9	33.005	31.127	20.565	19.205	1'43.902	298,5	14:16'19.065	9	33.486	31.462	20.763	19.363	1'45.074	273,6	14:16'35.444
10	32.906	31.304	20.453	19.367	1'44.030	292,1	14:18'03.095	10	33.410	31.399	20.649	19.512	1'44.970	289,7	14:18'20.414
11	32.885	31.076	21.098	19.312	1'44.371	296,1	14:19'47.466	11	33.010	31.271	20.696	19.441	1'44.418	293,7	14:20'04.832
12	32.856	31.157	20.714	19.302	1'44.029	292,9	14:21'31.495	12	33.154	31.396	20.765	19.495	1'44.810	296,9	14:21'49.642
13	33.129	31.155	20.854	19.427	1'44.565	294,5	14:23'16.060	13	32.997	31.629	20.736	19.592	1'44.954	298,5	14:23'34.596
14	32.983	31.187	20.786	19.275	1'44.231	296,9	14:25'00.291	14	33.329	31.393	20.745	19.408	1'44.875	299,3	14:25'19.471
15	32.971	31.301	20.657	19.277	1'44.206	296,9	14:26'44.497	15	32.969	31.519	20.769	19.508	1'44.765	295,3	14:27'04.236
16	33.087	31.285	20.661	19.339	1'44.372	296,1	14:28'28.869	16	33.017	31.484	20.877	19.440	1'44.818	297,7	14:28'49.054
17	33.083	31.315	20.645	19.372	1'44.415	293,7	14:30'13.284	17	33.092	31.399	20.755	19.490	1'44.736	294,5	14:30'33.790
18	33.267	31.368	20.758	19.577	1'44.970	299,3	14:31'58.254	18	32.990	31.380	20.756	19.491	1'44.617	292,9	14:32'18.407
19	33.238	31.440	20.855	19.473	1'45.006	296,9	14:33'43.260	19	33.047	31.345	20.661	19.495	1'44.548	298,5	14:34'02.955
20	33.277	31.339	20.805	19.412	1'44.833	294,5	14:35'28.093	20	32.947	31.593	20.696	19.647	1'44.883	293,7	14:35'47.838
Race Time 34'42.042								Race Time 34'46.473							
13° 66 T. SYKES (1'42.272)								16° 76 L. BAZ (1'42.439)							
Lap	Seg.1	Seg.2	Seg.3	Seg.4	Lap Time	km/h	Local Time	Lap	Seg.1	Seg.2	Seg.3	Seg.4	Lap Time	km/h	Local Time
1		30.479	20.235	18.992	1'43.462	175,3	14:02'25.082	1		31.142	20.395	19.010	1'46.418	193,2	14:02'28.038
2	32.356	30.569	20.348	18.999	1'42.272	296,9	14:04'07.354	2	32.690	30.518	20.407	18.997	1'42.612	303,5	14:04'10.650
3	32.305	30.614	20.462	19.149	1'42.530	299,3	14:05'49.884	3	32.513	30.521	20.358	19.047	1'42.439	300,2	14:05'53.089
4	32.543	30.694	20.378	19.262	1'42.877	306,1	14:07'32.761	4	32.400	30.805	20.337	19.160	1'42.702	301,0	14:07'35.791
5	33.345	31.083	20.430	19.148	1'44.006	303,5	14:09'16.767	5	32.517	58.995	21.086	19.254	2'11.852	308,7	14:09'47.643
6	32.755	30.820	20.526	19.170	1'43.271	294,5	14:11'00.038	6	33.008	31.202	20.541	19.308	1'44.059	298,5	14:11'31.702
7	32.861	30.861	38.012	19.625	2'01.359	291,3	14:13'01.397	7	33.293	31.169	20.559	19.308	1'44.329	304,4	14:13'16.031
8	33.035	31.230	20.699	19.637	1'44.601	302,7	14:14'45.998	8	32.867	31.066	20.536	19.424	1'43.893	292,9	14:14'59.924
9	32.663	30.768	20.484	19.238	1'43.153	303,5	14:16'29.151	9	32.750	30.958	20.575	19.421	1'43.704	304,4	14:16'43.628
10	32.655	30.860	20.641	19.326	1'43.482	307,0	14:18'12.633	10	32.938	30.947	20.542	19.446	1'43.873	302,7	14:18'27.501
11	32.701	30.897	20.648	19.333	1'43.579	303,5	14:19'56.212	11	32.855	31.006	20.554	19.250	1'43.665	304,4	14:20'11.166
12	32.815	31.011	20.741	19.384	1'43.951	299,3	14:21'40.163	12	32.723	30.941	20.679	19.284	1'43.627	304,4	14:21'54.793
13	32.685	30.889	20.698	19.220	1'43.492	301,0	14:23'23.655	13	32.712	31.159	20.821	19.466	1'44.158	303,5	14:23'38.951
14	32.549	30.907	20.980	19.410	1'43.846	304,4	14:25'07.501	14	33.226	31.211	20.624	19.298	1'44.359	294,5	14:25'23.310
15	32.678	31.111	20.724	19.394	1'43.907	304,4	14:26'51.408	15	32.858	31.094	20.570	19.423	1'43.945	304,4	14:27'07.255
16	32.903	31.204	20.706	19.358	1'44.171	304,4	14:28'35.579	16	32.930	31.297	20.614	19.408	1'44.249	306,1	14:28'51.504
17	33.240	31.302	20.881	19.385	1'44.808	296,1	14:30'20.387	17	32.895	31.293	20.701	19.686	1'44.575	303,5	14:30'36.079
18	33.724	31.306	20.973	19.548	1'45.551	287,4	14:32'05.938	18	33.218	31.149	20.580	19.521	1'44.468	307,8	14:32'20.547
19	33.095	31.519	20.925	19.660	1'45.199	294,5	14:33'51.137	19	32.880	31.039	20.629	19.522	1'44.070	305,2	14:34'04.617
20	32.880	31.174	20.751	19.503	1'44.308	301,8	14:35'35.445	20	32.997	31.125	20.531	19.592	1'44.245	309,6	14:35'48.862
Race Time 34'53.825								Race Time 35'07.242							
14° 36 L. MERCADO (1'43.475)								17° 20 S. BARRIER (1'45.137)							
Lap	Seg.1	Seg.2	Seg.3	Seg.4	Lap Time	km/h	Local Time	Lap	Seg.1	Seg.2	Seg.3	Seg.4	Lap Time	km/h	Local Time
1		31.608	20.672	19.060	1'47.613	196,3	14:02'29.233	1		31.679	20.787	19.630	1'48.921	201,8	14:02'30.541
2	34.715	30.787	20.436	19.205	1'45.143	301,0	14:04'14.376	2	33.050	31.857	21.020	19.429	1'45.356	283,7	14:04'15.897
3	32.930	30.783	20.501	19.261	1'43.475	286,7	14:05'57.851	3	33.049	31.328	21.164	19.596	1'45.137	294,5	14:06'01.034
4	32.930	30.808	20.457	19.305	1'43.500	294,5	14:07'41.351	4	33.322	31.563	21.007	19.632	1'45.524	284,4	14:07'46.558
5	33.019	30.936	20.551	19.339	1'43.845	296,9	14:09'25.196	5	34.118	31.677	21.108	19.557	1'46.460	301,0	14:09'33.018
6	32.909	30.918	20.601	19.424	1'43.852	296,1	14:11'09.048	6	33.432	31.540	20.936	19.510	1'45.418	283,7	14:11'18.436
7	32.969	31.014	20.797	19.335	1'44.115	293,7	14:12'53.163	7	33.365	31.614	21.703	19.533	1'46.215	293,7	14:13'04.651
8	33.004	31.091	20.720	19.364	1'44.179	282,2	14:14'37.342	8	33.341	31.622	20.963	19.512	1'45.438	285,2	14:14'50.089
9	33.033	30.950	20.832	19.340	1'44.155	288,2	14:16'21.497								
10	32.862	31.125	20.744	19.329	1'44.060	287,4	14:18'05.557								
11	32.897	31.030	20.910	19.271	1'44.108	292,9	14:19'49.665								
12	33.231	31.227	20.709	19.490	1'44.657	281,5	14:21'34.322								
13	33.068	31.375	20.756	19.631	1'44.830	297,7	14:23'19.152								
14	33.350	31.335	20.785	19.588	1'45.058	297,7	14:25'04.210								

07/09/2019 P = Pits In/Out - C = Lap Time Cancelled

These data/results cannot be reproduced, stored and/or transmitted in whole or in part by any manner of electronic, mechanical, photocopying, recording, broadcasting or otherwise now known or herein after developed without the previous express consent by the copyright owner, except for reproduction in daily press and regular printed publications on sale to the public within 60 days of the event related to those data/results and always provided that copyright symbol appears together as follows below.

© DORNA WSBK ORGANIZATION Srl 2019



Portimao 4.592 m

Acerbis Portuguese Round, 6-8 September 2019

Chronological Analysis Race 1

Start at 14:00'41.620

4 / 4

9	33.185	31.403	20.954	19.655	1'45.197	295,3	14:16'35.286	3	32.905	31.078	20.536	19.219	1'43.738	274,3	14:05'56.896
10	33.158	32.196	21.076	19.620	1'46.050	292,9	14:18'21.336	4	32.810	30.902	20.546	19.239	1'43.497	289,0	14:07'40.393
11	33.458	31.475	21.094	19.653	1'45.680	292,9	14:20'07.016	5	32.978	31.076	20.599	19.393	1'44.046	296,1	14:09'24.439
12	34.109	31.520	21.079	19.468	1'46.176	298,5	14:21'53.192	6	33.000	31.193	20.655	19.338	1'44.186	292,9	14:11'08.625
13	33.196	31.579	20.988	19.721	1'45.484	292,1	14:23'38.676	7	32.986	31.190	20.850	19.280	1'44.306	291,3	14:12'52.931
14	33.265	31.886	21.043	19.609	1'45.803	295,3	14:25'24.479	8	32.903	31.151	20.761	19.291	1'44.106	289,7	14:14'37.037
15	33.535	31.899	21.183	19.634	1'46.251	296,9	14:27'10.730	9	32.974	31.180	20.762	19.278	1'44.194	292,1	14:16'21.231
16	33.377	31.716	21.035	19.745	1'45.873	300,2	14:28'56.603	10	32.869	31.160	20.753	19.339	1'44.121	295,3	14:18'05.352
17	33.419	31.629	21.201	19.603	1'45.852	290,5	14:30'42.455	11	32.882	31.098	20.846	19.354	1'44.180	297,7	14:19'49.532
18	33.667	32.135	21.109	19.733	1'46.644	305,2	14:32'29.099	12	32.808	34.340	25.047	30.591	2'02.786P	296,9	14:21'52.318
19	33.580	31.765	21.101	19.849	1'46.295	297,7	14:34'15.394								
20	33.341	31.850	21.181	19.899	1'46.271	301,0	14:36'01.665								

Race Time 35'20.045

18° 52 A. DELBIANCO (1'45.003)

Lap	Seg.1	Seg.2	Seg.3	Seg.4	Lap Time	km/h	Local Time
1		31.816	20.803	19.263	1'49.475	198,8	14:02'31.095
2	33.572	31.461	20.838	19.310	1'45.181	286,7	14:04'16.276
3	33.337	31.450	20.885	19.331	1'45.003	283,7	14:06'01.279
4	33.386	31.577	20.894	19.510	1'45.367	284,4	14:07'46.646
5	33.801	31.797	20.800	19.537	1'45.935	290,5	14:09'32.581
6	33.515	31.654	20.762	19.639	1'45.570	291,3	14:11'18.151
7	33.958	31.565	20.977	19.606	1'46.106	296,9	14:13'04.257
8	33.580	31.571	20.863	19.648	1'45.662	284,4	14:14'49.919
9	33.669	31.448	20.892	19.541	1'45.550	283,7	14:16'35.469
10	33.522	31.838	21.105	19.500	1'45.965	282,9	14:18'21.434
11	33.613	31.461	21.111	19.540	1'45.725	294,5	14:20'07.159
12	33.572	31.717	20.943	19.637	1'45.869	280,0	14:21'53.028
13	33.733	31.467	21.001	19.657	1'45.858	280,7	14:23'38.886
14	34.403	31.732	20.821	19.455	1'46.411	285,9	14:25'25.297
15	33.321	31.601	21.110	19.613	1'45.645	294,5	14:27'10.942
16	33.554	31.715	20.991	19.566	1'45.826	286,7	14:28'56.768
17	33.606	31.746	21.054	19.466	1'45.872	282,9	14:30'42.640
18	33.777	32.021	21.146	19.688	1'46.632	292,1	14:32'29.272
19	33.651	31.927	21.025	19.636	1'46.239	285,9	14:34'15.511
20	33.588	31.699	21.180	19.750	1'46.217	285,9	14:36'01.728

Race Time 35'20.108

19° 23 R. KIYONARI (1'45.473)

Lap	Seg.1	Seg.2	Seg.3	Seg.4	Lap Time	km/h	Local Time
1		31.874	21.026	19.296	1'50.120	200,7	14:02'31.740
2	34.463	31.522	20.849	20.514	1'47.348	282,9	14:04'19.088
3	34.907	31.620	21.142	19.706	1'47.375	284,4	14:06'06.463
4	33.282	31.637	20.822	19.775	1'45.516	284,4	14:07'51.979
5	35.090	31.899	20.868	19.500	1'47.357	297,7	14:09'39.336
6	33.608	32.011	20.912	19.698	1'46.229	280,7	14:11'25.565
7	33.812	31.726	20.852	19.513	1'45.903	280,0	14:13'11.468
8	33.786	31.551	20.916	19.487	1'45.740	284,4	14:14'57.208
9	33.797	32.003	20.909	20.110	1'46.819	285,9	14:16'44.027
10	33.599	31.712	21.057	19.512	1'45.880	272,9	14:18'29.907
11	33.402	31.660	20.945	19.466	1'45.473	279,3	14:20'15.380
12	33.308	31.982	21.069	19.514	1'45.873	288,2	14:22'01.253
13	33.746	31.787	20.958	19.594	1'46.085	285,9	14:23'47.338
14	33.547	31.771	20.874	19.589	1'45.781	282,9	14:25'33.119
15	33.455	31.791	20.866	19.716	1'45.828	279,3	14:27'18.947
16	33.974	31.842	21.017	19.523	1'46.356	288,2	14:29'05.303
17	33.723	31.704	21.099	19.400	1'45.926	272,9	14:30'51.229
18	33.509	31.701	21.172	19.715	1'46.097	282,9	14:32'37.326
19	33.889	31.959	21.203	19.634	1'46.685	282,9	14:34'24.011
20	33.693	31.525	21.015	19.756	1'45.989	282,2	14:36'10.000

Race Time 35'28.380

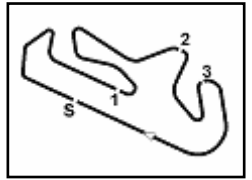
RET 50 E. LAVERTY (1'43.497)

Lap	Seg.1	Seg.2	Seg.3	Seg.4	Lap Time	km/h	Local Time
1		31.597	20.539	19.129	1'47.446	198,5	14:02'29.066
2	33.545	30.860	20.506	19.181	1'44.092	288,2	14:04'13.158

07/09/2019 P = Pits In/Out - C = Lap Time Cancelled

These data/results cannot be reproduced, stored and/or transmitted in whole or in part by any manner of electronic, mechanical, photocopying, recording, broadcasting or otherwise now known or herein after developed without the previous express consent by the copyright owner, except for reproduction in daily press and regular printed publications on sale to the public within 60 days of the event related to those data/results and always provided that copyright symbol appears together as follows below.

© DORNA WSBK ORGANIZATION Srl 2019



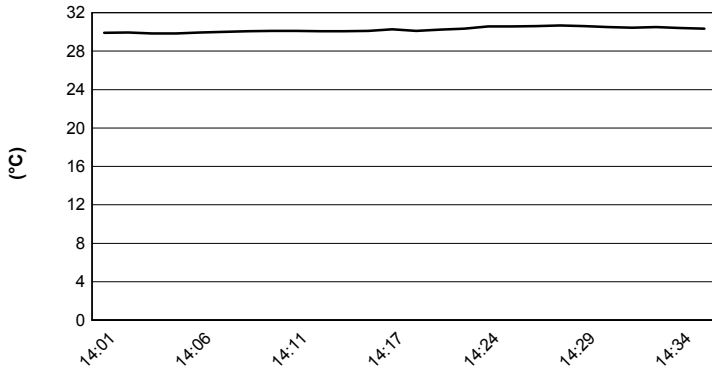
Portimao 4.592 m

Acerbis Portuguese Round, 6-8 September 2019

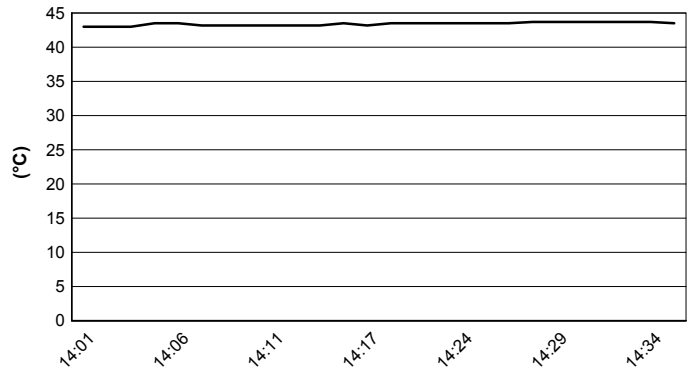
Weather Report Race 1

Session started 14:01 - Session ended 14:36

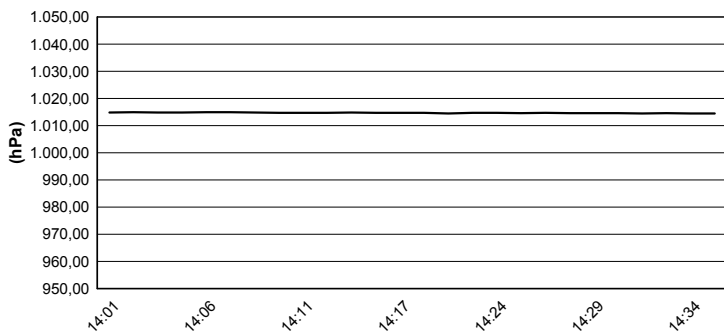
Air Temperature



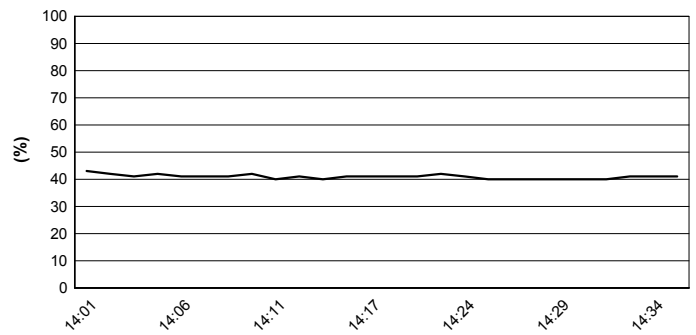
Track Temperature



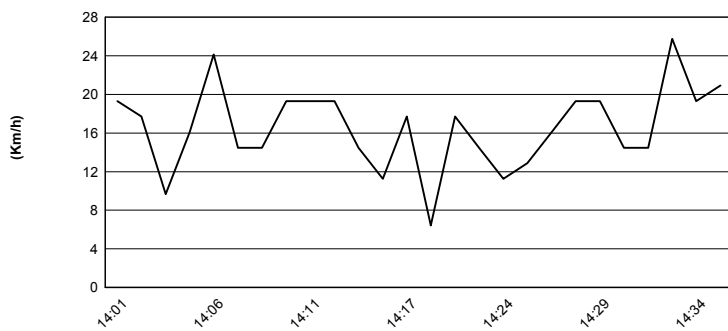
Air Pressure



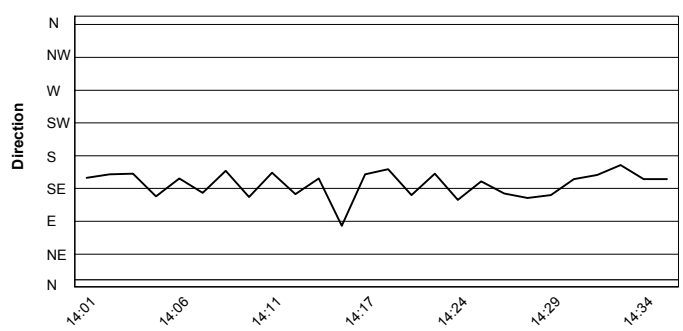
Humidity



Wind Speed



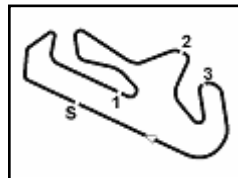
Wind Direction



07/09/2019

These data/results cannot be reproduced, stored and/or transmitted in whole or in part by any manner of electronic, mechanical, photocopying, recording, broadcasting or otherwise now known or herein after developed without the previous express consent by the copyright owner, except for reproduction in daily press and regular printed publications on sale to the public within 60 days of the event related to those data/results and always provided that copyright symbol appears together as follows below.

© DORNA WSBK ORGANIZATION Srl 2019



Portimao 4.592 m

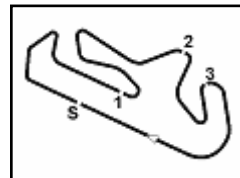
Acerbis Portuguese Round, 6-8 September 2019 Championship Standings

1 / 3

Points	Points From First	Points From Previous	February 24		March 17		April 7		April 14		May 12		June 9		June 23		July 7		July 14		September 8		September 24		October 13		October 26	
			PHILLIP ISLAND	BURIRAM	ARAGON	ASSEN	IMOLA	JEREZ	MISANO	DONINGTON PARK	LAGUNA SECA	PORTIMAO	MAGNY COURS	SAN JUAN	LOSAIL													
1	REA Jonathan (GBR)	458	20	20	20	20	20	20	16	25	13	20	25	25	25	25	25	20	25									
2	BAUTISTA Alvaro (ESP)	365	93	25	25	25	25	25	25	20	25	16	2	16	12	12	6	13										
3	VAN DER MARK Michael (NED)	231	227	134	11	13	13	13	10	8	16	20	13	20	25		8	8	9	16								
4	LOWES Alex (GBR)	229	229	2	13	11	16	16	13	11	13	13	9	2		13	11	13	11	13	9							
5	HASLAM Leon (GBR)	213	245	16	1	16	11	11	7	13	11	8	11	7	11	16	16	11	10	11								
6	DAVIES Chaz (GBR)	204	254	9	6	9	1	16	16	9	11		9	9	11	9	6	7	20	25	20							
7	RAZGATLIOGLU Toprak (TUR)	201	257	3	10		6	7	8		7	7	16	11	16	20	3	20	16	16	10							
8	SYKES Tom (GBR)	173	285	28	9	3	7		11	4	6	9		10	9	20	10	20	9	13	11	3						
9	MELANDRI Marco (ITA)	145	313	28	16	10	10	10	4	5	4	2	10	16	7	10	4	2	6	7	7	7						
10	CORTESE Sandro (GER)	108	350	37	8	8	9	9	9	6	3	5		8	10	9	1	3	2	2	8							
11	RINALDI Michael Ruben (ITA)	103	355	5	7		8	8	3	7		1	8	6	13	11	3	4	4	6	6	6						
12	TORRES Jordi (ESP)	101	357	2	5	2	5	6	6	9	8	6	5		8	4	6		10	8	5							
13	BAZ Lons (FRA)	76	382	25										4	7	13	4	13	10	8	9							
14	REITERBERGER Markus (GER)	64	394	12	3	4	2	5		1	10	10	6	5	4	1	5		1	3	4							
15	MERCADO Leandro (ARG)	50	408	14	2	5	4							3	5	6		10	2	4	5	2						
16	LAVERTY Eugene (IRL)	41	417	9	4	7			1	10	2	3							5	4								
17	CAMIER Leon (GBR)	26	432	15	6	3			5	3	5	4																
18	ZANETTI Lorenzo (ITA)	21	437	5									7			7	7											
19	DELBIANCO Alessandro (ITA)	21	437	0			3						1	1	5		7	1	3									
20	KIYONARI Ryuichi (JPN)	20	438	1	1		4	2	2	1	2					2		5		1								
21	HICKMAN Peter (GBR)	14	444	6														9	5									
22	BRIDEWELL Thomas (GBR)	12	446	2									4	2	6													
23	TAKAHASHI Yuki (JPN)	11	447	1											3	8												
24	PIRRO Michele (ITA)	10	448	1																								
25	CAVALIERI Samuele (ITA)	6	452	4												3	3											
26	BARBERA Hector (ESP)	3	455	3								3																

07/09/2019 First Line: Race 1 & 2 - Second Line: Tissot Superpole Race
These data/results cannot be reproduced, stored and/or transmitted in whole or in part by any manner of electronic, mechanical, photocopying, recording, broadcasting or otherwise now known or herein after developed without the previous express consent by the copyright owner, except for reproduction in daily press and regular printed publications on sale to the public within 60 days of the event related to those data/results and always provided that copyright symbol appears together as follows below.
© DORNA WSBK ORGANIZATION Srl 2019





Portimao 4.592 m

Acerbis Portuguese Round, 6-8 September 2019 Championship Standings

2 / 3

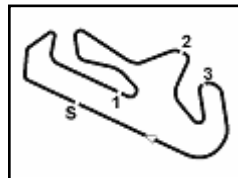
	Points	Points From First	Points From Previous	February 24 PHILLIP ISLAND	March 17 BURIRAM	April 7 ARAGON	April 14 ASSEN	May 12 IMOLA	June 9 JEREZ	June 23 MISANO	July 7 DONINGTON PARK	July 14 LAGUNA SECA	September 8 PORTIMAO	September 24 MAGNY COURS	October 13 SAN JUAN	October 26 LOSAIL		
27 TAKAHASHI Takumi (JPN)	1	457	2										1					

07/09/2019 First Line: Race 1 & 2 - Second Line: Tissot Superpole Race

These data/results cannot be reproduced, stored and/or transmitted in whole or in part by any manner of electronic, mechanical, photocopying, recording, broadcasting or otherwise now known or herein after developed without the previous express consent by the copyright owner, except for reproduction in daily press and regular printed publications on sale to the public within 60 days of the event related to those data/results and always provided that copyright symbol appears together as follows below.

© DORNA WSBK ORGANIZATION Srl 2019





Portimao 4.592 m

Acerbis Portuguese Round, 6-8 September 2019
Championship Standings

3 / 3

Points	Points From First	Points From Previous	Independent Riders														
			February 24 PHILLIP ISLAND	March 17 BURIRAM	April 7 ARAGON	April 14 ASSEN	May 12 IMOLA	June 9 JEREZ	June 23 MISANO	July 7 DONINGTON PARK	July 14 LAGUNA SECA	September 8 PORTIMAO	September 24 MAGNY COURS	October 13 SAN JUAN	October 26 LOSAIL		
1	RAZGATLIOGLU Toprak (TUR)	201	10	6 7 1	8	7 7	16 3	11 16 3	20 6	3 20 9	16 16 6	10					
2	MELANDRI Marco (ITA)	145 56	16 10 4	10 10 4	4 5	4 2	10	16 7	10 4	2 6	7 7	7					
3	CORTESE Sandro (GER)	108 93 37	8 8 3	9 9 3	9 6 1	3 5		8 10 1	9 1	3	2 2	8					
4	RINALDI Michael Ruben (ITA)	103 98 5	7 2	8 8	3 7	1	8	6 13	11 3	4 4	6 6	6					
5	TORRES Jordi (ESP)	101 100 2	5 2	5 6	6 9 2	8 6	5 1	8 2	4 6	1	10 8 2	5					
6	BAZ Loris (FRA)	76 125 25						4 7	13 4	13 10 5	8 9 3						
7	MERCADO Leandro (ARG)	50 151 26	2 5	4				3 5	6 1	10 2	4 5 1	2					
8	LAVERTY Eugene (IRL)	41 160 9	4 7 1		1 10 4	2 3					5 4						
9	ZANETTI Lorenzo (ITA)	21 180 20					7		7 7								
10	DELBIANCO Alessandro (ITA)	21 180 0		3			1	1	5	7 1	3						
11	BRIDEWELL Thomas (GBR)	12 189 9					4	2 6									
12	PIRRO Michele (ITA)	10 191 2							8 2								
13	CAVALIERI Samuele (ITA)	6 195 4							3 3								
14	BARBERA Hector (ESP)	3 198 3					3										

07/09/2019

First Line: Race 1 & 2 - Second Line: Tissot Superpole Race

These data/results cannot be reproduced, stored and/or transmitted in whole or in part by any manner of electronic, mechanical, photocopying, recording, broadcasting or otherwise now known or herein after developed without the previous express consent by the copyright owner, except for reproduction in daily press and regular printed publications on sale to the public within 60 days of the event related to those data/results and always provided that copyright symbol appears together as follows below.

© DORNA WSBK ORGANIZATION Srl 2019

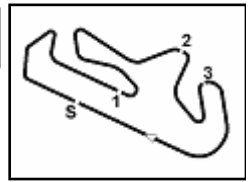
FICR PERUGIA TIMING



Official Tyre Supplier



Official Timekeeper



Acerbis Portuguese Round, 6-8 September 2019 Manufacturers Standings

Portimao 4.592 m

	Points	Points From First	Points From Previous	February 24 PHILLIP ISLAND	March 17 BURIRAM	April 7 ARAGON	April 14 ASSEN	May 12 IMOLA	June 9 JEREZ	June 23 MISANO	July 7 DONINGTON PARK	July 14 LAGUNA SECA	September 8 PORTIMAO	September 24 MAGNY COURS	October 13 SAN JUAN	October 26 LOSAIL		
1 KAWASAKI	460			20 20 9	20 20 9	20 20 9	20 16	25 12	13 20 6	25 25 7	25 25 12	25 20 12	25					
2 DUCATI	456	4		25 25 12	25 25 12	25 25 12	25 25	20 9	25 13 12	16 11 12	6 16 6	20 25 9	20					
3 YAMAHA	324	136	132	16 13 6	16 16 7	13 11 7	16 20	13 6	20 25 9	13 13 9	13 13 5	11 13 4	16					
4 BMW	191	269	133	9 4	7 5	11 4 5	10 10	6 2	10 9 5	20 10	20 9	13 11 7	4					
5 HONDA	57	403	134	6	3 4	5 3	5 4	2	1 3	8	7 1	3 1	1					

07/09/2019 First Line: Race 1 & 2 - Second Line: Tissot Superpole Race

These data/results cannot be reproduced, stored and/or transmitted in whole or in part by any manner of electronic, mechanical, photocopying, recording, broadcasting or otherwise now known or herein after developed without the previous express consent by the copyright owner, except for reproduction in daily press and regular printed publications on sale to the public within 60 days of the event related to those data/results and always provided that copyright symbol appears together as follows below.

© DORNA WSBK ORGANIZATION Srl 2019

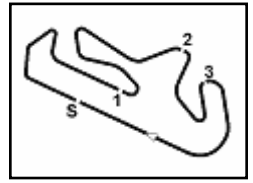
FIAT PERUGIA TIMING



Official Tyre Supplier



Official Timekeeper



Portimao 4.592 m

Acerbis Portuguese Round, 6-8 September 2019 Provisional Starting Grid - Tissot Superpole Race

10 Laps x 4,592 km = 45,920 km

Pos	Number	Rider Name	Team	Time
1	1	REA J.	Kawasaki	1'40.372
2	66	SYKES T.	BMW	1'40.483
3	11	CORTESE S.	Yamaha	1'40.675
4	91	HASLAM L.	Kawasaki	1'40.997
5	22	LOWES A.	Yamaha	1'41.044
6	19	BAUTISTA A.	Ducati	1'41.098
7	81	TORRES J.	Kawasaki	1'41.213
8	33	MELANDRI M.	Yamaha	1'41.259
9	28	REITERBERGER M.	BMW	1'41.261
10	60	VAN DER MARK M.	Yamaha	1'41.272
11	21	RINALDI M.	Ducati	1'41.301
12	7	DAVIES C.	Ducati	1'41.349
13	54	RAZGATLIOGLU T.	Kawasaki	1'41.578
14	50	LAVERTY E.	Ducati	1'41.754
15	76	BAZ L.	Yamaha	1'41.960
16	36	MERCADO L.	Kawasaki	1'42.243
17	13	TAKAHASHI T.	Honda	1'42.755
18	23	KIYONARI R.	Honda	1'43.118
19	52	DELBIANCO A.	Honda	1'43.263
20	20	BARRIER S.	Ducati	1'43.270

07/09/2019 The Race Director

These data/results cannot be reproduced, stored and/or transmitted in whole or in part by any manner of electronic, mechanical, photocopying, recording, broadcasting or otherwise now known or herein after developed without the previous express consent by the copyright owner, except for reproduction in daily press and regular printed publications on sale to the public within 60 days of the event related to those data/results and always provided that copyright symbol appears together as follows below.

© DORNA WSBK ORGANIZATION Srl 2019

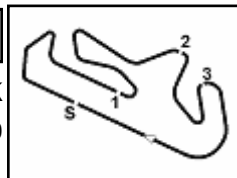
FKR PERUGIA TIMING



Official Tyre Supplier



Official Timekeeper



Portimao 4.592 m

Acerbis Portuguese Round, 6-8 September 2019

Best Laps & Speeds

No.	Rider Bike	Nat	Best Lap		FP1		FP2		FP3		SP		RC1	
			LL	SPD	LL	SPD	LL	SPD	LL	SPD	LL	SPD	LL	SPD
1	J. REA Kawasaki ZX-10RR	GBR	1'40.372		1'41.931	314,0	1'42.510	309,6	1'41.628	308,7	1'40.372	314,0	1'41.418	310,4
2	T. SYKES BMW S1000 RR	GBR	1'40.483		1'42.968	308,7	1'42.788	307,8	1'41.957	305,2	1'40.483	308,7	1'42.272	306,9
3	S. CORTESE Yamaha YZF R1	GER	1'40.675		1'42.585	313,1	1'42.586	308,7	1'42.235	305,2	1'40.675	313,1	1'42.637	305,2
4	L. HASLAM Kawasaki ZX-10RR	GBR	1'40.997		1'42.288	312,2	1'43.242	303,5	1'42.071	303,5	1'40.997	312,2	1'42.341	301,0
5	A. LOWES Yamaha YZF R1	GBR	1'41.044		1'42.051	313,1	1'42.776	308,7	1'42.365	306,9	1'41.044	313,1	1'42.191	308,7
6	A. BAUTISTA Ducati Panigale V4 R	ESP	1'41.098		1'42.009	309,6	1'42.334	309,6	1'41.744	307,8	1'41.098	307,8	1'42.463	306,9
7	J. TORRES Kawasaki ZX-10RR	ESP	1'41.213		1'43.617	306,1	1'43.242	302,6	1'42.909	297,6	1'41.213	306,1	1'43.187	300,1
8	M. MELANDRI Yamaha YZF R1	ITA	1'41.259		1'42.981	306,1	1'43.675	302,6	1'43.152	300,1	1'41.259	306,1	1'43.190	297,6
9	M. REITERBERGER BMW S1000 RR	GER	1'41.261		1'42.506	308,7	1'42.949	307,8	1'42.330	305,2	1'41.261	308,7	1'43.284	299,3
10	M. VAN DER MARK Yamaha YZF R1	NED	1'41.272		1'42.277	309,6	1'43.180	308,7	1'42.352	303,5	1'41.272	307,8	1'42.087	306,1
11	M. RINALDI Ducati Panigale V4 R	ITA	1'41.301		1'42.760	305,2	1'43.139	305,2	1'42.401	303,5	1'41.301	304,3	1'43.201	296,0
12	C. DAVIES Ducati Panigale V4 R	GBR	1'41.349		1'42.801	321,5	1'42.649	321,5	1'41.982	317,7	1'41.349	319,6	1'42.215	316,8
13	T. RAZGATLIOGLU Kawasaki ZX-10RR	TUR	1'41.578		1'42.114	313,1	1'42.638	313,1	1'42.203	306,1	1'41.578	312,2	1'42.120	310,4
14	L. BAZ Yamaha YZF R1	FRA	1'41.749		1'42.575	309,6	1'42.933	306,9	1'41.749	304,3	1'41.960	304,3	1'42.439	309,6
15	E. LAVERTY Ducati Panigale V4 R	IRL	1'41.754		1'43.222	311,3	1'43.467	308,7	1'42.764	307,8	1'41.754	311,3	1'43.497	297,6
16	L. MERCADO Kawasaki ZX-10RR	ARG	1'42.243		1'43.486	305,2	1'43.579	301,0	1'42.917	300,1	1'42.243	305,2	1'43.475	301,0
17	T. TAKAHASHI Honda CBR1000RR	JPN	1'42.755		1'44.062	305,2	1'44.560	301,0	1'43.819	301,8	1'42.755	305,2	1'44.418	301,8
18	R. KIYONARI Honda CBR1000RR	JPN	1'43.118		1'44.547	298,5	1'45.354	295,2	1'44.194	298,5	1'43.118	298,5	1'45.473	297,6
19	A. DELBIANCO Honda CBR1000RR	ITA	1'43.263		1'45.881	299,3	1'45.434	293,6	1'45.655	288,9	1'43.263	299,3	1'45.003	296,8
20	S. BARRIER Ducati Panigale V4 R	FRA	1'43.270		1'45.171	306,9	1'45.168	306,9	1'44.435	302,6	1'43.270	306,9	1'45.137	305,2

07/09/2019

These data/results cannot be reproduced, stored and/or transmitted in whole or in part by any manner of electronic, mechanical, photocopying, recording, broadcasting or otherwise now known or herein after developed without the previous express consent by the copyright owner, except for reproduction in daily press and regular printed publications on sale to the public within 60 days of the event related to those data/results and always provided that copyright symbol appears together as follows below.

© DORNA WSBK ORGANIZATION Srl 2019

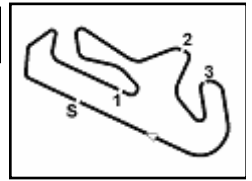
PIRELLI PERUGIA TIMING



Official Tyre Supplier



Official Timekeeper



Portimao 4.592 m

Acerbis Portuguese Round, 6-8 September 2019 Pirelli Best Lap Award

	Points	Points From First	Points From Previous	February 24 PHILLIP ISLAND	March 17 BURIRAM	April 7 ARAGON	April 14 ASSEN	May 12 IMOLA	June 9 JEREZ	June 23 MISANO	July 7 DONINGTON PARK	July 14 LAGUNA SECA	September 8 PORTIMAO	September 24 MAGNY COURS	October 13 SAN JUAN	October 26 LOSAIL		
1 BAUTISTA Alvaro (ESP)	10			1 1	1 1	1 1	1 1		1			1						
2 REA Jonathan (GBR)	4	6						1	1	1			1					
3 RAZGATLIOGLU Toprak (TUR)	2	8	2							1	1							
4 DAVIES Chaz (GBR)	1	9	1									1						
5 SYKES Tom (GBR)	1	9	0								1							

07/09/2019 First Line: Race 1 & 2 - Second Line: Tissot Superpole Race

These data/results cannot be reproduced, stored and/or transmitted in whole or in part by any manner of electronic, mechanical, photocopying, recording, broadcasting or otherwise now known or herein after developed without the previous express consent by the copyright owner, except for reproduction in daily press and regular printed publications on sale to the public within 60 days of the event related to those data/results and always provided that copyright symbol appears together as follows below.

© DORNA WSBK ORGANIZATION Srl 2019

FIKR PERUGIA TIMING



Official Tyre Supplier



Official Timekeeper