

Acerbis Portuguese Round, 6-8 September 2019 Chronological Analysis Race 2

Portimao 4.592 m

Start at 14:00'37.645

1 / 4

1° 19 A. BAUTISTA (1'41.853)							
Lap	Seg.1	Seg.2	Seg.3	Seg.4	Lap Time	km/h	Local Time
1		30.917	20.522	18.787	1'44.977	175.6	14:02'22.622
2	32.156	30.522	20.437	18.738	1'41.853	299,3	14:04'04.475
3	32.434	30.677	20.514	18.789	1'42.414	284,4	14:05'46.889
4	32.324	30.610	20.532	18.859	1'42.325	293,7	14:07'29.214
5	32.454	30.834	20.469	18.904	1'42.661	295,3	14:09'11.875
6	32.566	30.706	20.476	19.105	1'42.853	305,2	14:10'54.728
7	32.371	30.589	20.412	19.001	1'42.373	305,2	14:12'37.101
8	32.394	30.766	20.411	18.992	1'42.563	301,8	14:14'19.664
9	32.236	30.608	20.433	19.047	1'42.324	300,2	14:16'01.988
10	32.160	30.736	20.435	19.064	1'42.395	301,8	14:17'44.383
11	32.274	30.855	20.448	19.084	1'42.661	302,7	14:19'27.044
12	32.259	30.812	20.489	19.112	1'42.672	301,8	14:21'09.716
13	32.190	30.829	20.536	19.124	1'42.679	308,7	14:22'52.395
14	32.205	30.786	20.596	19.185	1'42.772	307,8	14:24'35.167
15	32.219	30.920	20.591	19.223	1'42.953	307,0	14:26'18.120
16	32.323	30.932	20.509	19.176	1'42.940	303,5	14:28'01.060
17	32.438	30.859	20.741	19.314	1'43.352	303,5	14:29'44.412
18	32.696	31.098	20.607	19.268	1'43.669	305,2	14:31'28.081
19	32.369	31.038	20.750	19.339	1'43.496	306,1	14:33'11.577
20	32.392	31.277	20.916	19.500	1'44.085	305,2	14:34'55.662
Race Time 34'18.017							

16	32.543	30.942	20.619	19.304	1'43.408	302,7	14:28'03.720
17	32.711	31.014	20.591	19.450	1'43.766	301,0	14:29'47.486
18	32.909	31.265	20.700	19.393	1'44.267	301,0	14:31'31.753
19	32.698	31.079	20.649	19.390	1'43.816	303,5	14:33'15.569
20	32.963	31.313	20.827	19.566	1'44.669	301,8	14:35'00.238
Race Time 34'22.593							

2° 1 J. REA (1'42.165)							
Lap	Seg.1	Seg.2	Seg.3	Seg.4	Lap Time	km/h	Local Time
1		30.717	20.380	19.141	1'43.785	172,0	14:02'21.430
2	32.301	30.462	20.354	19.048	1'42.165	301,8	14:04'03.595
3	32.446	30.605	20.336	19.158	1'42.545	303,5	14:05'46.140
4	32.405	30.716	20.355	19.214	1'42.690	305,2	14:07'28.830
5	32.523	30.779	20.397	19.252	1'42.951	307,0	14:09'11.781
6	32.872	30.678	20.513	19.039	1'43.102	283,7	14:10'54.883
7	32.558	30.669	20.401	19.015	1'42.643	296,9	14:12'37.526
8	32.352	30.658	20.463	19.004	1'42.477	296,1	14:14'20.003
9	32.420	30.650	20.321	19.022	1'42.413	292,9	14:16'02.416
10	32.360	30.682	20.463	19.143	1'42.648	302,7	14:17'45.064
11	32.361	30.795	20.366	19.114	1'42.636	305,2	14:19'27.700
12	32.500	30.666	20.431	19.085	1'42.682	301,8	14:21'10.382
13	32.394	30.704	20.466	19.151	1'42.715	299,3	14:22'53.097
14	32.418	30.698	20.627	19.196	1'42.939	304,4	14:24'36.036
15	32.507	30.949	20.611	19.193	1'43.260	300,2	14:26'19.296
16	32.513	30.896	20.493	19.244	1'43.146	301,0	14:28'02.442
17	32.551	30.876	20.522	19.332	1'43.281	306,1	14:29'45.723
18	32.667	30.894	20.550	19.156	1'43.267	301,0	14:31'28.990
19	32.579	30.955	20.674	19.182	1'43.390	296,1	14:33'12.380
20	32.547	30.960	20.618	19.268	1'43.393	303,5	14:34'55.773
Race Time 34'18.128							

4° 22 A. LOWES (1'42.321)							
Lap	Seg.1	Seg.2	Seg.3	Seg.4	Lap Time	km/h	Local Time
1		30.679	20.486	18.867	1'44.346	176,2	14:02'21.991
2	32.427	30.548	20.364	18.982	1'42.321	295,3	14:04'04.312
3	32.407	30.736	20.370	19.053	1'42.566	289,7	14:05'46.878
4	32.661	30.675	20.505	19.000	1'42.841	284,4	14:07'29.719
5	32.514	30.766	20.526	18.963	1'42.769	292,1	14:09'12.488
6	32.997	30.750	20.424	19.006	1'43.177	296,1	14:10'55.665
7	32.566	30.827	20.490	18.994	1'42.877	297,7	14:12'38.542
8	32.381	30.635	20.504	19.127	1'42.647	300,2	14:14'21.189
9	32.688	30.742	20.501	19.169	1'43.100	292,9	14:16'04.289
10	32.540	30.763	20.514	19.149	1'42.966	297,7	14:17'47.255
11	32.469	30.822	20.641	19.191	1'43.123	299,3	14:19'30.378
12	32.693	30.908	20.569	19.268	1'43.438	307,0	14:21'13.816
13	32.526	30.964	20.620	19.299	1'43.409	306,1	14:22'57.225
14	32.625	30.984	20.685	19.317	1'43.611	307,0	14:24'40.836
15	33.165	31.038	20.738	19.231	1'44.172	295,3	14:26'25.008
16	32.670	31.285	20.738	19.275	1'43.968	299,3	14:28'08.976
17	32.577	30.924	20.793	19.152	1'43.446	307,0	14:29'52.422
18	32.588	30.979	20.784	19.244	1'43.595	306,1	14:31'36.017
19	32.666	31.069	20.651	19.365	1'43.751	302,7	14:33'19.768
20	32.809	30.915	20.821	19.468	1'44.013	306,1	14:35'03.781
Race Time 34'26.136							

3° 54 T. RAZGATLIOGLU (1'42.167)							
Lap	Seg.1	Seg.2	Seg.3	Seg.4	Lap Time	km/h	Local Time
1		30.679	20.367	19.189	1'44.011	175,3	14:02'21.656
2	32.273	30.609	20.243	19.042	1'42.167	300,2	14:04'03.823
3	32.375	30.730	20.256	19.057	1'42.418	300,2	14:05'46.241
4	32.436	30.798	20.362	19.069	1'42.665	297,7	14:07'28.906
5	32.607	30.844	20.348	19.140	1'42.939	296,9	14:09'11.845
6	32.360	30.793	20.448	19.292	1'42.893	308,7	14:10'54.738
7	32.873	30.811	20.367	19.093	1'43.144	297,7	14:12'37.882
8	32.195	30.702	20.400	19.108	1'42.405	306,1	14:14'20.287
9	32.255	30.844	20.395	19.135	1'42.629	301,8	14:16'02.916
10	32.344	30.671	20.441	19.258	1'42.714	306,1	14:17'45.630
11	32.348	30.709	20.442	19.231	1'42.730	306,1	14:19'28.360
12	32.351	30.713	20.378	19.207	1'42.649	307,0	14:21'11.009
13	32.365	30.833	20.438	19.204	1'42.840	299,3	14:22'53.849
14	32.416	30.889	20.493	19.311	1'43.109	305,2	14:24'36.958
15	32.549	30.966	20.528	19.311	1'43.354	300,2	14:26'20.312

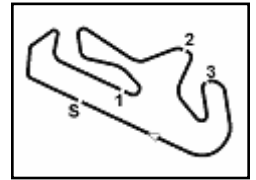
5° 91 L. HASLAM (1'42.269)							
Lap	Seg.1	Seg.2	Seg.3	Seg.4	Lap Time	km/h	Local Time
1		30.655	20.477	19.053	1'44.192	181,2	14:02'21.837
2	32.286	30.522	20.486	18.975	1'42.269	292,9	14:04'04.106
3	32.336	30.705	20.324	18.951	1'42.316	296,9	14:05'46.422
4	32.515	30.712	20.484	19.006	1'42.717	287,4	14:07'29.139
5	32.721	30.754	20.544	19.009	1'43.028	292,9	14:09'12.167
6	32.944	30.589	20.483	19.103	1'43.119	296,9	14:10'55.286
7	32.555	30.765	20.416	19.055	1'42.791	293,7	14:12'38.077
8	32.349	30.635	20.341	19.022	1'42.347	292,9	14:14'20.424
9	32.532	30.768	20.453	19.141	1'42.894	290,5	14:16'03.318
10	32.497	30.887	20.539	19.291	1'43.214	297,7	14:17'46.532
11	32.788	30.989	20.650	19.299	1'43.726	296,1	14:19'30.258
12	33.028	30.901	20.678	19.178	1'43.785	299,3	14:21'14.043
13	32.477	30.953	20.755	19.201	1'43.386	295,3	14:22'57.429
14	32.608	30.970	20.742	19.154	1'43.474	297,7	14:24'40.903
15	33.228	31.083	20.791	19.110	1'44.212	300,2	14:26'25.115
16	33.278	31.276	20.827	19.097	1'44.478	303,5	14:28'09.593
17	32.535	30.931	20.604	19.052	1'43.122	292,9	14:29'52.715
18	32.579	30.906	20.716	19.160	1'43.361	302,7	14:31'36.076
19	32.694	31.160	20.703	19.179	1'43.736	301,0	14:33'19.812
20	32.928	30.948	20.934	19.225	1'44.035	306,1	14:35'03.847
Race Time 34'26.202							

6° 76 L. BAZ (1'42.601)							
Lap	Seg.1	Seg.2	Seg.3	Seg.4	Lap Time	km/h	Local Time
1		30.854	20.537	19.170	1'45.864	183,7	14:02'23.509
2	32.505	30.504	20.492	19.100	1'42.601	297,7	14:04'06.110
3	32.990	30.693	20.437	19.175	1'43.295	299,3	14:05'49.405
4	32.764	30.851	20.496	19.243	1'43.354	301,0	14:07'32.759
5	32.373	30.772	20.521	19.128	1'42.794	306,1	14:09'15.553
6	32.501	30.705	20.431	19.311	1'42.948	303,5	14:10'58.501
7	32.485	30.748	20.430	19.220	1'42.883	307,8	14:12'41.384
8	32.435	30.687	20.436	19.195	1'42.753	307,0	14:14'24.137
9	32.448	30.705	20.427	19.236	1'42.816	309,6	14:16'06.953

08/09/2019 P = Pits In/Out - C = Lap Time Cancelled

These data/results cannot be reproduced, stored and/or transmitted in whole or in part by any manner of electronic, mechanical, photocopying, recording, broadcasting or otherwise now known or herein after developed without the previous express consent by the copyright owner, except for reproduction in daily press and regular printed publications on sale to the public within 60 days of the event related to those data/results and always provided that copyright symbol appears together as follows below.

© DORNA WSBK ORGANIZATION Srl 2019



Acerbis Portuguese Round, 6-8 September 2019 Chronological Analysis Race 2

Portimao 4.592 m

Start at 14:00'37.645

2 / 4

10	32.448	30.857	20.503	19.261	1'43.069	305,2	14:17'50.022	4	33.556	30.817	20.623	19.157	1'44.153	296,9	14:07'33.453
11	32.451	30.795	20.522	19.247	1'43.015	307,8	14:19'33.037	5	32.863	30.984	20.414	19.115	1'43.376	280,7	14:09'16.829
12	32.568	30.814	20.461	19.266	1'43.109	302,7	14:21'16.146	6	32.624	31.103	20.536	19.312	1'43.575	289,0	14:11'00.404
13	32.407	30.707	20.512	19.314	1'42.940	308,7	14:22'59.086	7	32.678	30.895	20.471	19.293	1'43.337	299,3	14:12'43.741
14	32.477	30.848	20.577	19.320	1'43.222	303,5	14:24'42.308	8	32.678	30.842	20.548	19.137	1'43.205	300,2	14:14'26.946
15	32.678	30.848	20.767	19.219	1'43.512	304,4	14:26'25.820	9	32.660	30.734	20.510	19.316	1'43.220	293,7	14:16'10.166
16	32.865	31.150	20.844	19.246	1'44.105	296,9	14:28'09.925	10	32.585	30.924	20.714	19.348	1'43.571	297,7	14:17'53.737
17	32.717	31.041	20.763	19.194	1'43.715	297,7	14:29'53.640	11	32.687	30.772	20.657	19.425	1'43.541	297,7	14:19'37.278
18	32.614	31.235	20.903	19.321	1'44.073	296,1	14:31'37.713	12	32.807	30.876	20.623	19.387	1'43.693	296,1	14:21'20.971
19	33.002	31.263	20.851	19.395	1'44.511	297,7	14:33'22.224	13	32.783	30.867	20.738	19.504	1'43.892	293,7	14:23'04.863
20	33.125	31.263	20.714	19.523	1'44.625	301,8	14:35'06.849	14	32.685	31.101	20.598	19.542	1'43.926	301,0	14:24'48.789

Race Time 34'29.204

7° 60 M. VAN DER MARK (1'42.459)							
Lap	Seg.1	Seg.2	Seg.3	Seg.4	Lap Time	km/h	Local Time
1		30.882	20.475	18.917	1'44.853	181,5	14:02'22.498
2	32.631	30.719	20.368	18.918	1'42.636	290,5	14:04'05.134
3	32.283	30.764	20.384	19.028	1'42.459	303,5	14:05'47.593
4	32.456	30.743	20.381	18.955	1'42.535	297,7	14:07'30.128
5	32.374	30.804	20.510	18.916	1'42.604	296,1	14:09'12.732
6	32.975	30.820	20.569	19.000	1'43.364	295,3	14:10'56.096
7	32.633	31.131	20.508	18.987	1'43.259	305,2	14:12'39.355
8	32.360	30.849	20.482	19.017	1'42.708	303,5	14:14'22.063
9	32.519	30.887	20.468	19.061	1'42.935	308,7	14:16'04.998
10	32.445	31.055	20.522	19.128	1'43.150	301,0	14:17'48.148
11	32.443	31.020	20.609	19.090	1'43.162	302,7	14:19'31.310
12	32.570	31.097	20.454	19.157	1'43.278	305,2	14:21'14.588
13	32.436	31.027	20.621	19.224	1'43.308	305,2	14:22'57.896
14	32.429	31.164	20.614	19.240	1'43.447	304,4	14:24'41.343
15	32.955	31.198	20.752	19.168	1'44.073	296,9	14:26'25.416
16	32.727	31.437	20.717	19.128	1'44.009	295,3	14:28'09.425
17	32.788	31.230	20.722	19.205	1'43.945	301,8	14:29'53.370
18	32.713	31.282	21.155	19.227	1'44.377	301,8	14:31'37.747
19	32.733	31.403	21.174	19.214	1'44.524	301,8	14:33'22.271
20	32.898	31.621	20.858	19.231	1'44.608	305,2	14:35'06.879

Race Time 34'29.234

8° 33 M. MELANDRI (1'42.820)							
Lap	Seg.1	Seg.2	Seg.3	Seg.4	Lap Time	km/h	Local Time
1		31.269	20.519	19.077	1'46.017	189,1	14:02'23.662
2	32.691	30.682	20.362	19.085	1'42.820	301,0	14:04'06.482
3	32.818	30.786	20.413	19.123	1'43.140	292,1	14:05'49.622
4	32.842	30.836	20.530	19.152	1'43.360	292,1	14:07'32.982
5	32.461	31.305	20.549	19.085	1'43.400	286,7	14:09'16.382
6	32.522	30.810	20.445	19.191	1'42.968	297,7	14:10'59.350
7	32.532	31.096	20.553	19.258	1'43.439	292,9	14:12'42.789
8	32.613	30.968	20.530	19.235	1'43.346	293,7	14:14'26.135
9	32.578	30.826	20.450	19.202	1'43.056	297,7	14:16'09.191
10	32.489	30.843	20.639	19.286	1'43.257	297,7	14:17'52.448
11	32.484	30.893	20.569	19.215	1'43.161	297,7	14:19'35.609
12	32.761	31.054	20.625	19.356	1'43.796	296,1	14:21'19.405
13	32.679	30.960	20.532	19.415	1'43.586	299,3	14:23'02.991
14	32.858	31.189	20.710	19.411	1'44.168	301,8	14:24'47.159
15	32.786	31.540	20.889	19.441	1'44.656	296,1	14:26'31.815
16	32.808	31.127	20.994	19.449	1'44.378	296,9	14:28'16.193
17	32.905	31.035	20.742	19.307	1'43.989	296,9	14:30'00.182
18	32.839	31.047	20.747	19.302	1'43.935	299,3	14:31'44.117
19	32.675	31.055	20.736	19.402	1'43.868	305,2	14:33'27.985
20	32.792	31.286	20.697	19.390	1'44.165	301,0	14:35'12.150

Race Time 34'34.505

9° 66 T. SYKES (1'42.797)							
Lap	Seg.1	Seg.2	Seg.3	Seg.4	Lap Time	km/h	Local Time
1		31.080	20.584	18.995	1'45.421	182,7	14:02'23.066
2	32.541	30.715	20.407	19.134	1'42.797	296,9	14:04'05.863
3	32.971	30.714	20.524	19.228	1'43.437	294,5	14:05'49.300

10° 11 S. CORTESE (1'42.488)								
Lap	Seg.1	Seg.2	Seg.3	Seg.4	Lap Time	km/h	Local Time	
1			31.341	22.012	18.992	1'48.081	188,8	14:02'25.726
2	32.449	30.746	20.332	18.961	1'42.488	292,1	14:04'08.214	
3	32.761	30.757	20.493	19.045	1'43.056	291,3	14:05'51.270	
4	32.540	30.772	20.665	19.018	1'42.995	294,5	14:07'34.265	
5	32.651	30.899	20.487	18.992	1'43.029	289,7	14:09'17.294	
6	32.764	31.069	20.648	19.301	1'43.782	288,2	14:11'01.076	
7	32.816	30.918	20.725	19.103	1'43.562	286,7	14:12'44.638	
8	32.806	30.828	20.586	19.228	1'43.448	294,5	14:14'28.086	
9	32.591	30.966	20.435	19.125	1'43.117	298,5	14:16'11.203	
10	32.637	30.874	20.648	19.154	1'43.313	289,7	14:17'54.516	
11	32.745	30.959	20.714	19.137	1'43.555	291,3	14:19'38.071	
12	32.968	31.155	20.705	19.258	1'44.086	292,1	14:21'22.157	
13	32.792	30.872	20.791	19.206	1'43.661	292,1	14:23'05.818	
14	32.758	31.050	20.664	19.257	1'43.729	293,7	14:24'49.547	
15	33.027	31.145	20.834	19.135	1'44.141	289,0	14:26'33.688	
16	32.741	30.977	20.858	19.201	1'43.777	295,3	14:28'17.465	
17	32.758	30.979	20.837	19.098	1'43.672	301,0	14:30'01.137	
18	32.882	31.182	20.793	19.233	1'44.090	293,7	14:31'45.227	
19	32.996	31.137	20.776	19.230	1'44.139	293,7	14:33'29.366	
20	32.893	31.356	21.027	19.372	1'44.648	294,5	14:35'14.014	

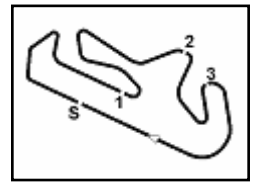
Race Time 34'36.369

11° 81 J. TORRES (1'43.006)								
Lap	Seg.1	Seg.2	Seg.3	Seg.4	Lap Time	km/h	Local Time	
1			31.041	20.614	18.938	1'46.099	189,1	14:02'23.744
2	32.840	30.690	20.357	19.195	1'43.082	291,3	14:04'06.826	
3	32.733	30.761	20.405	19.107	1'43.006	286,7	14:05'49.832	
4	33.268	30.965	20.531	19.159	1'43.923	280,7	14:07'33.755	
5	32.802	30.958	20.379	19.113	1'43.252	285,2	14:09'17.007	
6	32.680	31.097	20.488	19.284	1'43.549	284,4	14:11'00.556	
7	32.789	30.857	20.426	19.252	1'43.324	283,7	14:12'43.880	
8	32.866	30.804	20.390	19.332	1'43.392	292,1	14:14'27.272	
9	32.681	30.779	20.364	19.214	1'43.038	290,5	14:16'10.310	
10	32.669	30.903	20.687	19.346	1'43.605	290,5	14:17'53.915	
11	32.756	30.804	20.524	19.339	1'43.423	289,0	14:19'37.338	
12	32.891	31.041	20.530	19.315	1'43.777	294,5	14:21'21.115	
13	32.835	30.877	20.734	19.347	1'43.793	286,7	14:23'04.908	
14	32.895	31.013	20.612	19.429	1'43.949	285,2	14:24'48.857	
15	33.178	31.889	20.787	19.305	1'45.159	293,7	14:26'34.016	
16	32.695	31.171	20.633	19.397	1'43.896	289,0	14:28'17.912	
17	32.733	30.941	20.993	19.377	1'44.044	294,5	14:30'01.956	
18	32.846	31.405	20.664	19.565	1'44.480	295,3	14:31'46.436	
19	33.008	31.236	20.768	19.598	1'44.610	294,5	14:33'31.046	
20	33.239	31.641	20.929	19.695	1'45.504	292,1	14:35'16.550	

08/09/2019 P = Pits In/Out - C = Lap Time Cancelled

These data/results cannot be reproduced, stored and/or transmitted in whole or in part by any manner of electronic, mechanical, photocopying, recording, broadcasting or otherwise now known or herein after developed without the previous express consent by the copyright owner, except for reproduction in daily press and regular printed publications on sale to the public within 60 days of the event related to those data/results and always provided that copyright symbol appears together as follows below.

© DORNA WSBK ORGANIZATION Srl 2019



Acerbis Portuguese Round, 6-8 September 2019 Chronological Analysis Race 2

Portimao 4.592 m

Start at 14:00'37.645

3 / 4

21 M. RINALDI (1'43.200)								36 L. MERCADO (1'43.734)							
Lap	Seg.1	Seg.2	Seg.3	Seg.4	Lap Time	km/h	Local Time	Lap	Seg.1	Seg.2	Seg.3	Seg.4	Lap Time	km/h	Local Time
1		31.224	20.659	19.212	1'46.780	197,0	14:02'24.425	1		31.973	21.042	19.184	1'48.591	197,7	14:02'26.236
2	32.600	30.843	20.611	19.146	1'43.200	291,3	14:04'07.625	2	32.862	30.944	20.606	19.322	1'43.734	288,2	14:04'09.970
3	33.743	30.810	20.661	19.036	1'44.250	294,5	14:05'51.875	3	33.172	30.988	20.658	19.293	1'44.111	277,8	14:05'54.081
4	32.523	30.922	20.783	19.119	1'43.347	290,5	14:07'35.222	4	32.932	31.042	20.718	19.375	1'44.067	293,7	14:07'38.148
5	32.801	31.009	20.748	19.113	1'43.671	293,7	14:09'18.893	5	32.880	30.958	20.716	19.301	1'43.855	294,5	14:09'22.003
6	32.742	30.897	20.723	19.142	1'43.504	295,3	14:11'02.397	6	32.903	30.979	20.716	19.425	1'44.023	289,7	14:11'06.026
7	32.765	31.264	20.762	19.165	1'43.956	294,5	14:12'46.353	7	32.998	30.980	20.664	19.400	1'44.042	297,7	14:12'50.068
8	32.710	31.178	20.762	19.369	1'44.019	288,2	14:14'30.372	8	32.781	30.918	20.585	19.474	1'43.758	299,3	14:12'31.826
9	32.684	31.035	20.696	19.331	1'43.746	291,3	14:16'14.118	9	33.329	30.997	20.713	19.469	1'44.508	296,1	14:16'18.334
10	33.151	31.190	20.849	19.393	1'44.583	296,9	14:17'56.701	10	32.813	31.176	20.634	19.457	1'44.080	297,7	14:18'02.414
11	32.804	31.300	20.753	19.318	1'44.175	289,7	14:19'42.876	11	32.845	31.027	20.648	19.502	1'44.022	296,9	14:19'46.436
12	33.236	31.285	20.862	19.320	1'44.703	287,4	14:21'27.579	12	33.044	31.267	20.688	19.573	1'44.572	292,1	14:21'31.008
13	33.018	31.127	20.900	19.324	1'44.369	288,2	14:23'11.948	13	33.102	31.201	20.705	19.557	1'44.565	295,3	14:23'15.573
14	32.947	31.264	20.848	19.408	1'44.467	289,0	14:24'56.415	14	33.246	31.394	20.783	19.387	1'44.810	288,2	14:25'00.383
15	32.929	31.492	20.873	19.157	1'44.451	288,2	14:26'40.866	15	32.996	31.155	20.801	19.483	1'44.435	290,5	14:26'44.818
16	32.727	31.149	20.831	19.246	1'43.953	289,7	14:28'24.819	16	32.960	31.130	20.792	19.496	1'44.378	293,7	14:28'29.196
17	32.890	31.226	20.937	19.162	1'44.215	291,3	14:30'09.034	17	32.974	31.211	21.006	19.505	1'44.696	298,5	14:30'13.892
18	33.051	31.351	20.879	19.213	1'44.494	288,2	14:31'53.528	18	33.240	31.205	20.808	19.557	1'44.810	297,7	14:31'58.702
19	32.817	31.281	20.961	19.231	1'44.290	291,3	14:33'37.818	19	33.144	31.323	20.877	19.637	1'44.981	292,9	14:33'43.683
20	32.795	31.094	20.922	19.524	1'44.335	290,5	14:35'22.153	20	33.319	31.349	20.985	19.657	1'45.310	291,3	14:35'28.993
Race Time 34'38.905								Race Time 34'49.010							
Race Time 34'44.508								Race Time 34'51.348							

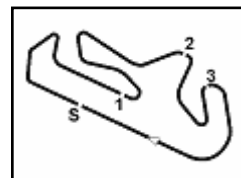
28 M. REITERBERGER (1'43.246)								7 C. DAVIES (1'42.344)							
Lap	Seg.1	Seg.2	Seg.3	Seg.4	Lap Time	km/h	Local Time	Lap	Seg.1	Seg.2	Seg.3	Seg.4	Lap Time	km/h	Local Time
1		31.637	21.088	19.141	1'48.022	190,1	14:02'25.667	1		31.297	21.237	19.278	1'47.717	196,7	14:02'25.362
2	32.820	30.833	20.407	19.254	1'43.314	285,9	14:04'08.981	2	32.037	30.771	20.463	19.073	1'42.344	302,7	14:04'07.706
3	33.058	30.873	20.455	19.246	1'43.632	300,2	14:05'52.613	3	32.220	30.755	20.349	19.294	1'42.618	299,3	14:05'50.324
4	33.219	30.773	20.574	19.208	1'43.774	293,7	14:07'36.387	4	32.737	30.769	20.610	19.137	1'43.253	292,1	14:07'33.577
5	32.757	30.697	20.666	19.126	1'43.246	296,1	14:09'19.633	5	32.249	30.739	20.473	19.194	1'42.655	297,7	14:09'16.232
6	32.715	30.751	20.739	19.390	1'43.595	292,1	14:11'03.228	6	32.288	30.755	20.475	19.272	1'42.790	302,7	14:10'59.022
7	32.781	30.927	20.490	19.196	1'43.394	291,3	14:12'46.622	7	32.380	30.799	20.451	19.333	1'42.963	297,7	14:12'41.985
8	32.742	31.027	20.744	19.377	1'43.890	283,7	14:14'30.512	8	32.359	30.830	20.578	19.403	1'43.170	299,3	14:14'25.155
9	32.844	31.103	20.620	19.288	1'43.855	285,9	14:16'14.367	9	32.703	30.798	20.572	19.412	1'43.485	310,5	14:16'08.640
10	33.089	31.259	20.757	19.340	1'44.445	289,0	14:17'58.812	10	32.326	30.818	20.649	19.503	1'43.296	304,4	14:17'51.936
11	33.128	31.266	20.906	19.271	1'44.571	285,2	14:19'43.383	11	32.241	30.772	20.747	19.583	1'43.343	309,6	14:19'35.279
12	32.949	31.276	20.807	19.287	1'44.319	293,7	14:21'27.702	12	32.475	32.370	21.255	19.767	1'59.167	304,4	14:21'34.446
13	33.316	30.959	20.737	19.381	1'44.393	281,5	14:23'12.095	13	33.427	31.444	21.159	19.791	1'45.821	289,0	14:23'20.267
14	33.029	31.222	20.805	19.414	1'44.470	285,9	14:24'56.565	14	33.259	31.704	21.186	19.906	1'46.055	287,4	14:25'06.322
15	33.066	31.887	21.264	19.283	1'45.500	288,2	14:26'42.065	15	32.894	31.361	21.079	19.697	1'45.031	294,5	14:26'51.353
16	32.845	30.960	20.685	19.389	1'43.879	293,7	14:28'25.944	16	32.819	31.280	20.856	19.729	1'44.684	296,1	14:28'36.037
17	33.033	31.138	20.778	19.329	1'44.278	293,7	14:30'10.222	17	32.928	31.450	21.035	19.717	1'45.130	298,5	14:30'21.167
18	32.971	31.165	20.702	19.393	1'44.231	296,9	14:31'54.453	18	32.917	31.587	21.110	19.840	1'45.454	292,1	14:32'06.621
19	32.903	31.129	20.707	19.546	1'44.285	298,5	14:33'38.738	19	32.889	31.225	20.795	19.599	1'44.508	292,1	14:33'51.129
20	33.137	31.435	20.766	19.647	1'44.985	295,3	14:35'23.723	20	32.746	31.185	20.751	19.676	1'44.358	301,8	14:35'35.487
Race Time 34'46.078								Race Time 34'57.842							

50 E. LAVERTY (1'43.733)								13 T. TAKAHASHI (1'44.099)							
Lap	Seg.1	Seg.2	Seg.3	Seg.4	Lap Time	km/h	Local Time	Lap	Seg.1	Seg.2	Seg.3	Seg.4	Lap Time	km/h	Local Time
1		31.878	21.198	19.129	1'48.376	200,7	14:02'26.021	1		31.880	21.289	19.240	1'49.348	197,0	14:02'26.993
2	32.853	31.041	20.988	19.168	1'44.050	282,9	14:04'10.071	2	33.729	31.290	20.660	19.210	1'44.889	275,0	14:04'11.882
3	32.711	30.996	20.727	19.299	1'43.733	297,7	14:05'53.804	3	33.615	31.295	20.624	19.369	1'44.903	294,5	14:05'56.785
4	32.935	30.979	20.824	19.285	1'44.023	296,9	14:07'37.827	4	33.791	31.433	20.909	19.308	1'45.441	296,1	14:07'42.226
5	32.755	31.116	20.734	19.264	1'43.869	298,5	14:09'21.696	5	32.923	31.147	20.717	19.322	1'44.109	291,3	14:09'26.335
6	32.720	31.133	20.722	19.402	1'43.977	296,9	14:11'05.673	6	32.915	31.092	20.748	19.344	1'44.099	284,4	14:11'10.434
7	32.702	31.094	20.656	19.342	1'43.794	294,5	14:12'49.467	7	33.185	31.206	20.808	19.583	1'44.782	287,4	14:12'55.216
8	32.703	31.101	20.663	19.422	1'43.889	302,7	14:14'33.356	8	33.281	31.326	20.999	19.777	1'45.383	282,9	14:14'40.599
9	33.993	31.264	20.757	19.319	1'45.333	302,7	14:16'18.689								
10	32.991	31.199	20.772	19.379	1'44.341	286,7	14:18'03.030								
11	32.724	31.266	20.783	19.529	1'44.302	296,1	14:19'47.332								
12	32.830	31.163	20.737	19.428	1'44.158	298,5	14:21'31.490								
13	32.862	31.289	20.730	19.320	1'44.201	289,0	14:23'15.691								
14	32.831	31.260	20.781	19.425	1'44.297	298,5	14:24'59.988								

08/09/2019 P = Pits In/Out - C = Lap Time Cancelled

These data/results cannot be reproduced, stored and/or transmitted in whole or in part by any manner of electronic, mechanical, photocopying, recording, broadcasting or otherwise now known or herein after developed without the previous express consent by the copyright owner, except for reproduction in daily press and regular printed publications on sale to the public within 60 days of the event related to those data/results and always provided that copyright symbol appears together as follows below.

© DORNA WSBK ORGANIZATION Srl 2019



Portimao 4.592 m

Acerbis Portuguese Round, 6-8 September 2019

Chronological Analysis Race 2

Start at 14:00'37.645

4 / 4

9	33.383	31.372	20.883	19.461	1'45.099	282,9	14:16'25.698	3	33.236	31.447	20.699	19.583	1'44.965	291,3	14:05'56.851
10	33.541	31.499	20.894	19.605	1'45.539	282,2	14:18'11.237	4	33.506	31.495	20.816	19.605	1'45.422	286,7	14:07'42.273
11	33.361	31.425	21.143	19.426	1'45.355	285,9	14:19'56.592	5	33.414	31.395	20.971	19.554	1'45.334	280,0	14:09'27.607
12	33.466	31.171	21.112	19.581	1'45.330	282,2	14:21'41.922	6	33.249	31.727	20.983	19.780	1'45.739	285,2	14:11'13.346
13	33.212	31.380	21.068	19.789	1'45.449	280,7	14:23'27.371	7	33.315	31.802	20.917	19.695	1'45.729	295,3	14:12'59.075
14	33.831	31.424	20.939	19.504	1'45.698	307,8	14:25'13.069	8	33.362	31.834	20.936	19.886	1'46.018	293,7	14:14'45.093
15	32.989	31.498	20.911	19.409	1'44.807	292,9	14:26'57.876	9	33.739	31.757	20.889	19.782	1'46.167	284,4	14:16'31.260
16	32.966	31.477	20.722	19.536	1'44.701	294,5	14:28'42.577	10	33.729	31.863	20.937	19.805	1'46.334	290,5	14:18'17.594
17	33.199	31.606	20.671	19.380	1'44.856	297,7	14:30'27.433	11	33.642	31.619	20.942	19.767	1'45.970	282,9	14:20'03.564
18	33.083	31.605	20.883	19.661	1'45.232	293,7	14:32'12.665	12	33.707	31.864	20.815	19.540	1'45.926	297,7	14:21'49.490
19	33.199	31.888	20.988	19.589	1'45.664	290,5	14:33'58.329	13	33.269	31.626	20.982	19.777	1'45.654	289,7	14:23'35.144
20	33.100	31.857	21.060	19.757	1'45.774	289,7	14:35'44.103	14	33.392	31.712	20.919	19.748	1'45.771	292,9	14:25'20.915
Race Time 35'06.458								15	33.222	31.697	20.910	19.726	1'45.555	289,0	14:27'06.470
Race Time 35'06.458								16	33.330	32.059	20.934	19.689	1'46.012	296,9	14:28'52.482
Race Time 35'06.458								17	33.465	32.044	20.991	19.726	1'46.226	298,5	14:30'38.708
Race Time 35'06.458								18	33.671	31.921	21.199	19.989	1'46.780	293,7	14:32'25.488
Race Time 35'06.458								19	33.707	32.123	21.107	19.835	1'46.772	295,3	14:34'12.260
Race Time 35'06.458								20	33.819	32.075	21.135	20.039	1'47.068	293,7	14:35'59.328
Race Time 35'06.458								Race Time 35'21.683							

18° 20 S. BARRIER (1'44.151)

Lap	Seg.1	Seg.2	Seg.3	Seg.4	Lap Time	km/h	Local Time
1		31.837	21.471	19.457	1'49.151	201,8	14:02'26.796
2	33.194	31.080	20.527	19.477	1'44.278	285,9	14:04'11.074
3	32.838	31.107	20.637	19.569	1'44.151	293,7	14:05'55.225
4	33.098	31.304	20.913	19.533	1'44.848	293,7	14:07'40.073
5	32.850	31.466	20.824	19.649	1'44.789	295,3	14:09'24.862
6	33.127	31.288	20.987	19.683	1'45.085	294,5	14:11'09.947
7	33.174	31.402	20.974	19.616	1'45.166	296,1	14:12'55.113
8	33.133	31.492	21.045	19.692	1'45.362	300,2	14:14'40.475
9	33.253	31.348	20.974	19.610	1'45.185	299,3	14:16'25.660
10	33.421	31.446	20.925	19.689	1'45.481	282,9	14:18'11.141
11	33.302	31.393	21.136	19.569	1'45.400	293,7	14:19'56.541
12	33.118	31.422	21.123	19.626	1'45.289	295,3	14:21'41.830
13	33.064	31.454	21.097	19.876	1'45.491	293,7	14:23'27.321
14	33.343	31.561	21.126	19.692	1'45.722	296,9	14:25'13.043
15	33.376	31.538	21.192	19.575	1'45.681	285,9	14:26'58.724
16	33.343	31.454	21.133	19.845	1'45.775	296,9	14:28'44.499
17	33.253	31.706	21.214	19.711	1'45.884	295,3	14:30'30.383
18	33.406	32.351	21.105	19.815	1'46.677	292,1	14:32'17.060
19	33.393	31.569	21.134	19.800	1'45.896	294,5	14:34'02.956
20	33.350	31.732	21.317	19.867	1'46.266	292,1	14:35'49.222
Race Time 35'11.577							

19° 23 R. KIYONARI (1'44.840)

Lap	Seg.1	Seg.2	Seg.3	Seg.4	Lap Time	km/h	Local Time
1		32.396	20.901	19.326	1'50.092	197,0	14:02'27.737
2	33.435	31.607	20.959	19.464	1'45.465	283,7	14:04'13.202
3	33.716	31.583	20.889	19.472	1'45.660	282,2	14:05'58.862
4	33.422	31.558	20.833	19.493	1'45.306	276,4	14:07'44.168
5	33.223	31.659	20.803	19.549	1'45.234	277,8	14:09'29.402
6	33.338	31.433	20.873	19.565	1'45.209	284,4	14:11'14.611
7	33.146	31.428	20.910	19.356	1'44.840	282,9	14:12'59.451
8	33.398	31.659	21.085	19.489	1'45.631	277,8	14:14'45.082
9	34.226	31.856	20.935	19.552	1'46.569	280,7	14:16'31.651
10	33.673	31.673	21.058	19.514	1'45.918	273,6	14:18'17.569
11	33.557	31.483	20.973	19.612	1'45.625	282,2	14:20'03.194
12	33.308	32.042	20.937	19.525	1'45.812	288,2	14:21'49.006
13	33.350	31.582	20.948	19.597	1'45.477	290,5	14:23'34.483
14	33.353	31.550	20.940	19.571	1'45.414	289,7	14:25'19.897
15	33.091	31.649	20.952	19.645	1'45.337	288,2	14:27'05.234
16	33.282	31.484	20.997	19.639	1'45.402	285,2	14:28'50.636
17	33.300	31.661	20.898	19.555	1'45.414	292,1	14:30'36.050
18	33.441	31.550	20.871	19.542	1'45.404	286,7	14:32'21.454
19	33.277	31.415	21.030	19.440	1'45.162	292,9	14:34'06.616
20	33.121	31.804	20.912	19.618	1'45.455	293,7	14:35'52.071
Race Time 35'14.426							

20° 52 A. DELBIANCO (1'44.955)

Lap	Seg.1	Seg.2	Seg.3	Seg.4	Lap Time	km/h	Local Time
1		31.750	21.294	19.348	1'49.286	199,2	14:02'26.931
2	33.541	31.340	20.670	19.404	1'44.955	289,7	14:04'11.886

08/09/2019 P = Pits In/Out - C = Lap Time Cancelled

These data/results cannot be reproduced, stored and/or transmitted in whole or in part by any manner of electronic, mechanical, photocopying, recording, broadcasting or otherwise now known or herein after developed without the previous express consent by the copyright owner, except for reproduction in daily press and regular printed publications on sale to the public within 60 days of the event related to those data/results and always provided that copyright symbol appears together as follows below.

© DORNA WSBK ORGANIZATION Srl 2019