
Acerbis Portuguese Round, 6-8 September 2019
Biographical Entry List

Portimao 4.592 m

No.	Rider (Abbreviation)	Age	Date of Birth	Place of Birth	Nat	Bike Team	Wins 2019	Podiums 2019	Pole 2019	Races 2019	Tyres	Class
1	REA Jonathan (Rea)	32	02/02/1987	Ballymena	GBR	Kawasaki ZX-10RR Kawasaki Racing Team WorldSBK	80 9	156 22	20 4	268 25	Pirelli	
2	DAVIES Chaz (Dav)	32	10/02/1987	Knighton	GBR	Ducati Panigale V4 R ARUBA.IT Racing - Ducati	30 1	85 6	7 1	202 25	Pirelli	
3	CORTESE Sandro (Cor)	29	06/01/1990	Ochsenhausen	GER	Yamaha YZF R1 GRT Yamaha WorldSBK				25 25	Pirelli	IND
4	TAKAHASHI Takumi (Tah)	29	26/11/1989	Saitama	JPN	Honda CBR1000RR Moriwaki Althea Honda Team					Pirelli	
5	BAUTISTA Alvaro (Bau)	34	21/11/1984	Talavera de la Reina	ESP	Ducati Panigale V4 R ARUBA.IT Racing - Ducati	14 14	18 18	3 3	25 25	Pirelli	
6**	BARRIER Sylvain (Bae)	30	20/10/1988	Oyonnax	FRA	Ducati Panigale V4 R Brix Performance				23		IND
7	RINALDI Michael Ruben (Rin)	23	21/12/1995	Rimini	ITA	Ducati Panigale V4 R BARNI Racing Team				41 25	Pirelli	IND
8	LOWES Alex (Low)	28	14/09/1990	Lincoln	GBR	Yamaha YZF R1 Pata Yamaha WorldSBK Team	1	16 5	1	154 25	Pirelli	
9	KIYONARI Ryuichi (Kiy)	36	23/09/1982	Saitama	JPN	Honda CBR1000RR Moriwaki Althea Honda Team	3	6		78 25	Pirelli	
10	REITERBERGER Markus (Rei)	25	09/03/1994	Trostberg	GER	BMW S1000 RR BMW Motorrad WorldSBK Team				60 22	Pirelli	
11	MELANDRI Marco (Mel)	37	07/08/1982	Ravenna	ITA	Yamaha YZF R1 GRT Yamaha WorldSBK	22	75 3	4	178 25	Pirelli	IND
12	MERCADO Leandro (Mer)	27	15/02/1992	Cordoba	ARG	Kawasaki ZX-10RR Orelac Racing VerdNatura				106 21	Pirelli	IND
13	LAVERTY Eugene (Lav)	33	03/06/1986	Toomebridge	IRL	Ducati Panigale V4 R Team Goeleven	13	35	3	165 14	Pirelli	IND
14	DELBIANCO Alessandro (Del)	22	31/07/1997	Rimini	ITA	Honda CBR1000RR Althea Mie Racing Team				25 25	Pirelli	IND
15	RAZGATLIOGLU Toprak (Raz)	22	16/10/1996	Sakarya	TUR	Kawasaki ZX-10RR Turkish Puccetti Racing		9 7		49 25	Pirelli	IND
16	VAN DER MARK Michael (vdM)	26	26/10/1992	Gouda	NED	Yamaha YZF R1 Pata Yamaha WorldSBK Team	3 1	26 5	1	125 22	Pirelli	
17	SYKES Tom (Syk)	34	19/08/1985	Huddersfield	GBR	BMW S1000 RR BMW Motorrad WorldSBK Team	34	111 3	49 1	284 25	Pirelli	
18**	BAZ Loris (Baz)	26	01/02/1993	Sallanches	FRA	Yamaha YZF R1 Ten Kate Racing - Yamaha	2	14	2	98 12	Pirelli	IND
19	TORRES Jordi (Tor)	32	27/08/1987	Terrassa	ESP	Kawasaki ZX-10RR Team Pedercini Racing	1	4		124 25	Pirelli	IND
20	HASLAM Leon (Has)	36	31/05/1983	Derby	GBR	Kawasaki ZX-10RR Kawasaki Racing Team WorldSBK	5	45 6	3	242 25	Pirelli	

06/09/2019

* = Wild Card

** = One Event

These data/results cannot be reproduced, stored and/or transmitted in whole or in part by any manner of electronic, mechanical, photocopying, recording, broadcasting or otherwise now known or herein after developed without the previous express consent by the copyright owner, except for reproduction in daily press and regular printed publications on sale to the public within 60 days of the event related to those data/results and always provided that copyright symbol appears together as follows below.

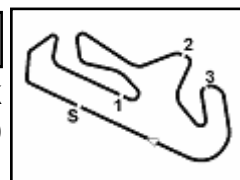
© DORNA WSBK ORGANIZATION Srl 2019

FIKZ PERUGIA TIMING


Official Tyre Supplier



Official Timekeeper



Acerbis Portuguese Round, 6-8 September 2019

Results Free Practice 1st Session

Portimao 4.592 m

1 / 2

No.	Rider	Nat	Team	Bike	Class	Time	Gap	Rel.	Laps	Speed	
										Avg	Max
1	1 J. REA	GBR	Kawasaki Racing Team WorldSBK	Kawasaki ZX-10RR		1'41.931			16	162,180	310,5
2	19 A. BAUTISTA	ESP	ARUBA.IT Racing - Ducati	Ducati Panigale V4 R		1'42.009	0.078	0.078	14	162,056	306,1
3	22 A. LOWES	GBR	Pata Yamaha WorldSBK Team	Yamaha YZF R1		1'42.051	0.120	0.042	14	161,990	309,6
4	54 T. RAZGATLIOGLU	TUR	Turkish Puccetti Racing	Kawasaki ZX-10RR	IND	1'42.114	0.183	0.063	16	161,890	308,7
5	60 M. VAN DER MARK	NED	Pata Yamaha WorldSBK Team	Yamaha YZF R1		1'42.277	0.346	0.163	19	161,632	309,6
6	91 L. HASLAM	GBR	Kawasaki Racing Team WorldSBK	Kawasaki ZX-10RR		1'42.288	0.357	0.011	19	161,614	307,8
7	28 M. REITERBERGER	GER	BMW Motorrad WorldSBK Team	BMW S1000 RR		1'42.506	0.575	0.218	20	161,271	306,1
8	76 L. BAZ	FRA	Ten Kate Racing - Yamaha	Yamaha YZF R1	IND	1'42.575	0.644	0.069	18	161,162	305,2
9	11 S. CORTESE	GER	GRT Yamaha WorldSBK	Yamaha YZF R1	IND	1'42.585	0.654	0.010	16	161,146	304,4
10	21 M. RINALDI	ITA	BARNI Racing Team	Ducati Panigale V4 R	IND	1'42.760	0.829	0.175	16	160,872	304,4
11	7 C. DAVIES	GBR	ARUBA.IT Racing - Ducati	Ducati Panigale V4 R		1'42.801	0.870	0.041	20	160,808	316,8
12	66 T. SYKES	GBR	BMW Motorrad WorldSBK Team	BMW S1000 RR		1'42.968	1.037	0.167	10	160,547	305,2
13	33 M. MELANDRI	ITA	GRT Yamaha WorldSBK	Yamaha YZF R1	IND	1'42.981	1.050	0.013	18	160,527	301,8
14	50 E. LAVERTY	IRL	Team GoEleven	Ducati Panigale V4 R	IND	1'43.222	1.291	0.241	14	160,152	308,7
15	36 L. MERCADO	ARG	Orelac Racing VerdNatura	Kawasaki ZX-10RR	IND	1'43.486	1.555	0.264	16	159,743	301,0
16	81 J. TORRES	ESP	Team Pedercini Racing	Kawasaki ZX-10RR	IND	1'43.617	1.686	0.131	11	159,541	297,7
17	13 T. TAKAHASHI	JPN	Moriwaki Althea Honda Team	Honda CBR1000RR		1'44.062	2.131	0.445	19	158,859	301,8
18	23 R. KIYONARI	JPN	Moriwaki Althea Honda Team	Honda CBR1000RR		1'44.547	2.616	0.485	21	158,122	294,5
19	20 S. BARRIER	FRA	Brixx Performance	Ducati Panigale V4 R	IND	1'45.171	3.240	0.624	14	157,184	306,1
20	52 A. DELBIANCO	ITA	Althea Mie Racing Team	Honda CBR1000RR	IND	1'45.881	3.950	0.710	16	156,130	293,7

Qualifying Lap Time (107% of 1'41.931): 1'49.067

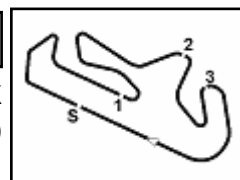
AIR	Humidity:	60%	Temp:	27°C
TRACK	Condition:	Dry	Temp:	37°C

Records	Pole	(SP2)	2018	E.Laverty	1'40.705	164,150	Km/h
	Race	(RC1)	2018	J.Rea	1'42.304	161,590	Km/h
	All Times	(SP2)	2018	E.Laverty	1'40.705	164,150	Km/h

Start 06/09/2019 10:30 End 11:21 The results are provisional until the end of the time limit for protests and appeals and the completion of the technical checks.

These data/results cannot be reproduced, stored and/or transmitted in whole or in part by any manner of electronic, mechanical, photocopying, recording, broadcasting or otherwise now known or herein after developed without the previous express consent by the copyright owner, except for reproduction in daily press and regular printed publications on sale to the public within 60 days of the event related to those data/results and always provided that copyright symbol appears together as follows below.

© DORNA WSBK ORGANIZATION Srl 2019



Acerbis Portuguese Round, 6-8 September 2019

Results Free Practice 1st Session

Session Highlights

Local Time	No. Rider	Description
10.30.00		Start
10.32.18		WorldSBK Pit Intervention Time: 59secs
10.34.39	81 J. TORRES	Crashed - Turn 3
10.37.11	21 M. RINALDI	On Asphalt - Re-Joined - Turn 7
11.12.52	66 T. SYKES	Crashed - Turn 14
11.21.52		End Of Session

Fastest Laps Sequence

No.	Rider	Nat	Team	Bike	Local Time	Time	Gap	Avg
76	L. BAZ	FRA	Ten Kate Racing - Yamaha	Yamaha YZF R1	10:33'34.741	1'43.984		158,978
54	T. RAZGATLIOGLU	TUR	Turkish Puccetti Racing	Kawasaki ZX-10RR	10:33'43.219	1'43.086	-0.898	160,363
22	A. LOWES	GBR	Pata Yamaha WorldSBK Team	Yamaha YZF R1	10:33'47.286	1'42.950	-0.136	160,575
91	L. HASLAM	GBR	Kawasaki Racing Team WorldSBK	Kawasaki ZX-10RR	10:33'54.169	1'42.903	-0.047	160,648
1	J. REA	GBR	Kawasaki Racing Team WorldSBK	Kawasaki ZX-10RR	10:34'51.195	1'42.584	-0.319	161,148
54	T. RAZGATLIOGLU	TUR	Turkish Puccetti Racing	Kawasaki ZX-10RR	10:35'25.437	1'42.218	-0.366	161,725
1	J. REA	GBR	Kawasaki Racing Team WorldSBK	Kawasaki ZX-10RR	10:36'33.126	1'41.931	-0.287	162,180

Start End The results are provisional until the end of the time limit for protests and appeals
06/09/2019 10:30 11:21 and the completion of the technical checks.

These data/results cannot be reproduced, stored and/or transmitted in whole or in part by any manner of electronic, mechanical, photocopying, recording, broadcasting or otherwise now known or herein after developed without the previous express consent by the copyright owner, except for reproduction in daily press and regular printed publications on sale to the public within 60 days of the event related to those data/results and always provided that copyright symbol appears together as follows below.

© DORNA WSBK ORGANIZATION Srl 2019

Acerbis Portuguese Round, 6-8 September 2019 Best Sectors & Speed Free Practice 1st Session

Portimao 4.592 m

BEST LAP			
1	1 J. REA	Kawasaki ZX-10RR	1'41.931
2	19 A. BAUTISTA	Ducati Panigale V4 R	1'42.009
3	22 A. LOWES	Yamaha YZF R1	1'42.051
4	54 T. RAZGATLIOGLU	Kawasaki ZX-10RR	1'42.114
5	60 M. VAN DER MARK	Yamaha YZF R1	1'42.277
6	91 L. HASLAM	Kawasaki ZX-10RR	1'42.288
7	28 M. REITERBERGER	BMW S1000 RR	1'42.506
8	76 L. BAZ	Yamaha YZF R1	1'42.575
9	11 S. CORTESE	Yamaha YZF R1	1'42.585
10	21 M. RINALDI	Ducati Panigale V4 R	1'42.760
11	7 C. DAVIES	Ducati Panigale V4 R	1'42.801
12	66 T. SYKES	BMW S1000 RR	1'42.968
13	33 M. MELANDRI	Yamaha YZF R1	1'42.981
14	50 E. LAVERTY	Ducati Panigale V4 R	1'43.222
15	36 L. MERCADO	Kawasaki ZX-10RR	1'43.486
16	81 J. TORRES	Kawasaki ZX-10RR	1'43.617
17	13 T. TAKAHASHI	Honda CBR1000RR	1'44.062
18	23 R. KIYONARI	Honda CBR1000RR	1'44.547
19	20 S. BARRIER	Ducati Panigale V4 R	1'45.171
20	52 A. DELBIANCO	Honda CBR1000RR	1'45.881

SPEED			
1	7 C. DAVIES	Ducati Panigale V4 R	316,8
2	1 J. REA	Kawasaki ZX-10RR	310,5
3	22 A. LOWES	Yamaha YZF R1	309,6
4	60 M. VAN DER MARK	Yamaha YZF R1	309,6
5	54 T. RAZGATLIOGLU	Kawasaki ZX-10RR	308,7
6	50 E. LAVERTY	Ducati Panigale V4 R	308,7
7	91 L. HASLAM	Kawasaki ZX-10RR	307,8
8	20 S. BARRIER	Ducati Panigale V4 R	306,1
9	19 A. BAUTISTA	Ducati Panigale V4 R	306,1
10	28 M. REITERBERGER	BMW S1000 RR	306,1
11	76 L. BAZ	Yamaha YZF R1	305,2
12	66 T. SYKES	BMW S1000 RR	305,2
13	11 S. CORTESE	Yamaha YZF R1	304,4
14	21 M. RINALDI	Ducati Panigale V4 R	304,4
15	13 T. TAKAHASHI	Honda CBR1000RR	301,8
16	33 M. MELANDRI	Yamaha YZF R1	301,8
17	36 L. MERCADO	Kawasaki ZX-10RR	301,0
18	81 J. TORRES	Kawasaki ZX-10RR	297,7
19	23 R. KIYONARI	Honda CBR1000RR	294,5
20	52 A. DELBIANCO	Honda CBR1000RR	293,7

SEG. 1		
1	60 M. VAN DER MARK	32.056
2	19 A. BAUTISTA	32.073
3	54 T. RAZGATLIOGLU	32.124
4	1 J. REA	32.163
5	7 C. DAVIES	32.185
6	91 L. HASLAM	32.206
7	22 A. LOWES	32.264
8	21 M. RINALDI	32.337
9	28 M. REITERBERGER	32.347
10	33 M. MELANDRI	32.392
11	11 S. CORTESE	32.394
12	76 L. BAZ	32.425
13	66 T. SYKES	32.433
14	50 E. LAVERTY	32.483
15	13 T. TAKAHASHI	32.608
16	36 L. MERCADO	32.645
17	81 J. TORRES	32.664
18	23 R. KIYONARI	32.918
19	20 S. BARRIER	32.950
20	52 A. DELBIANCO	33.427

SEG. 2		
1	1 J. REA	30.295
2	54 T. RAZGATLIOGLU	30.342
3	91 L. HASLAM	30.407
4	19 A. BAUTISTA	30.447
5	22 A. LOWES	30.484
6	7 C. DAVIES	30.523
7	76 L. BAZ	30.547
8	28 M. REITERBERGER	30.561
9	66 T. SYKES	30.579
10	21 M. RINALDI	30.633
11	11 S. CORTESE	30.671
12	60 M. VAN DER MARK	30.694
13	50 E. LAVERTY	30.757
14	81 J. TORRES	30.758
15	33 M. MELANDRI	30.806
16	36 L. MERCADO	30.863
17	13 T. TAKAHASHI	31.191
18	20 S. BARRIER	31.193
19	23 R. KIYONARI	31.289
20	52 A. DELBIANCO	31.694

SEG. 3		
1	1 J. REA	20.177
2	54 T. RAZGATLIOGLU	20.188
3	19 A. BAUTISTA	20.269
4	60 M. VAN DER MARK	20.293
5	91 L. HASLAM	20.299
6	7 C. DAVIES	20.376
7	11 S. CORTESE	20.384
8	28 M. REITERBERGER	20.388
9	76 L. BAZ	20.406
10	22 A. LOWES	20.414
11	50 E. LAVERTY	20.449
12	33 M. MELANDRI	20.462
13	36 L. MERCADO	20.488
14	66 T. SYKES	20.505
15	21 M. RINALDI	20.542
16	13 T. TAKAHASHI	20.543
17	81 J. TORRES	20.573
18	23 R. KIYONARI	20.766
19	52 A. DELBIANCO	20.883
20	20 S. BARRIER	20.983

SEG. 4		
1	22 A. LOWES	18.889
2	60 M. VAN DER MARK	18.932
3	11 S. CORTESE	18.990
4	28 M. REITERBERGER	19.021
5	19 A. BAUTISTA	19.036
6	1 J. REA	19.042
7	54 T. RAZGATLIOGLU	19.078
8	33 M. MELANDRI	19.115
9	76 L. BAZ	19.133
10	91 L. HASLAM	19.144
11	21 M. RINALDI	19.161
12	50 E. LAVERTY	19.163
13	66 T. SYKES	19.182
14	36 L. MERCADO	19.252
15	81 J. TORRES	19.319
16	7 C. DAVIES	19.360
17	23 R. KIYONARI	19.362
18	20 S. BARRIER	19.387
19	13 T. TAKAHASHI	19.541
20	52 A. DELBIANCO	19.659

06/09/2019

These data/results cannot be reproduced, stored and/or transmitted in whole or in part by any manner of electronic, mechanical, photocopying, recording, broadcasting or otherwise now known or herein after developed without the previous express consent by the copyright owner, except for reproduction in daily press and regular printed publications on sale to the public within 60 days of the event related to those data/results and always provided that copyright symbol appears together as follows below.

© DORNA WSBK ORGANIZATION Srl 2019

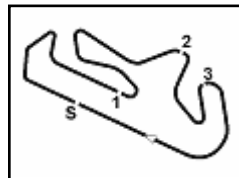
FICR PERUGIA TIMING



Official Tyre Supplier



Official Timekeeper



Portimao 4.592 m

Acerbis Portuguese Round, 6-8 September 2019

Ideal Times Free Practice 1st Session

No.	Rider	Nat	Bike	Seg. 1	Seg. 2	Seg. 3	Seg. 4	Ideal Time		
				Diff. 1	Diff. 2	Diff. 3	Diff. 4	Best Lap	Pos.	Diff.
1	1 J. REA	GBR	Kawasaki ZX-10RR	32.163 +0.083	30.295 +0.137	20.177 +0.034	19.042	1'41.677 1'41.931	1	0.254
2	54 T. RAZGATLIOGLU	TUR	Kawasaki ZX-10RR	32.124 +0.117	30.342 +0.214	20.188 +0.004	19.078 +0.047	1'41.732 1'42.114	4	0.382
3	19 A. BAUTISTA	ESP	Ducati Panigale V4 R	32.073	30.447	20.269 +0.081	19.036 +0.103	1'41.825 1'42.009	2	0.184
4	60 M. VAN DER MARK	NED	Yamaha YZF R1	32.056	30.694 +0.117	20.293 +0.133	18.932 +0.052	1'41.975 1'42.277	5	0.302
5	22 A. LOWES	GBR	Yamaha YZF R1	32.264	30.484	20.414	18.889	1'42.051 1'42.051	3	
6	91 L. HASLAM	GBR	Kawasaki ZX-10RR	32.206 +0.061	30.407 +0.145	20.299	19.144 +0.026	1'42.056 1'42.288	6	0.232
7	28 M. REITERBERGER	GER	BMW S1000 RR	32.347 +0.043	30.561	20.388	19.021 +0.146	1'42.317 1'42.506	7	0.189
8	11 S. CORTESE	GER	Yamaha YZF R1	32.394 +0.026	30.671 +0.046	20.384 +0.074	18.990	1'42.439 1'42.585	9	0.146
9	7 C. DAVIES	GBR	Ducati Panigale V4 R	32.185 +0.070	30.523 +0.021	20.376 +0.206	19.360 +0.060	1'42.444 1'42.801	11	0.357
10	76 L. BAZ	FRA	Yamaha YZF R1	32.425 +0.051	30.547	20.406 +0.003	19.133 +0.010	1'42.511 1'42.575	8	0.064
11	21 M. RINALDI	ITA	Ducati Panigale V4 R	32.337 +0.030	30.633 +0.057	20.542	19.161	1'42.673 1'42.760	10	0.087
12	66 T. SYKES	GBR	BMW S1000 RR	32.433 +0.049	30.579 +0.138	20.505 +0.082	19.182	1'42.699 1'42.968	12	0.269
13	33 M. MELANDRI	ITA	Yamaha YZF R1	32.392 +0.074	30.806 +0.033	20.462 +0.070	19.115 +0.029	1'42.775 1'42.981	13	0.206
14	50 E. LAVERTY	IRL	Ducati Panigale V4 R	32.483 +0.192	30.757 +0.059	20.449	19.163 +0.119	1'42.852 1'43.222	14	0.370
15	36 L. MERCADO	ARG	Kawasaki ZX-10RR	32.645 +0.100	30.863 +0.005	20.488	19.252 +0.133	1'43.248 1'43.486	15	0.238
16	81 J. TORRES	ESP	Kawasaki ZX-10RR	32.664	30.758	20.573 +0.043	19.319 +0.260	1'43.314 1'43.617	16	0.303
17	13 T. TAKAHASHI	JPN	Honda CBR1000RR	32.608	31.191 +0.166	20.543	19.541 +0.013	1'43.883 1'44.062	17	0.179
18	23 R. KIYONARI	JPN	Honda CBR1000RR	32.918 +0.028	31.289 +0.061	20.766 +0.027	19.362 +0.096	1'44.335 1'44.547	18	0.212
19	20 S. BARRIER	FRA	Ducati Panigale V4 R	32.950 +0.148	31.193 +0.170	20.983 +0.078	19.387 +0.262	1'44.513 1'45.171	19	0.658
20	52 A. DELBIANCO	ITA	Honda CBR1000RR	33.427 +0.039	31.694	20.883 +0.105	19.659 +0.074	1'45.663 1'45.881	20	0.218
Overall Ideal Time				32.056	30.295	20.177	18.889	1'41.417		

06/09/2019
These data/results cannot be reproduced, stored and/or transmitted in whole or in part by any manner of electronic, mechanical, photocopying, recording, broadcasting or otherwise now known or herein after developed without the previous express consent by the copyright owner, except for reproduction in daily press and regular printed publications on sale to the public within 60 days of the event related to those data/results and always provided that copyright symbol appears together as follows below.
© DORNA WSBK ORGANIZATION Srl 2019

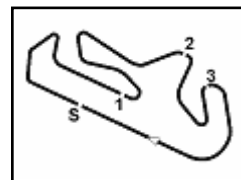
FICR PERUGIA TIMING



Official Tyre Supplier



Official Timekeeper



Acerbis Portuguese Round, 6-8 September 2019 Chronological Analysis Free Practice 1st Session

Portimao 4.592 m

1 / 4

1°		1 J. REA (1'41.931)						
Lap	Seg.1	Seg.2	Seg.3	Seg.4	Lap Time	km/h	Local Time	
1		32.015	20.846	19.217			10:33'08.611	
2	32.763	30.500	20.266	19.055	1'42.584	300,2	10:34'51.195	
3	32.246	30.432	20.211	19.042	1'41.931	310,5	10:36'33.126	
4	32.224	30.457	20.225	19.173	1'42.079	306,1	10:38'15.205	
5	32.183	30.564	20.254	19.193	1'42.194	309,6	10:39'57.399	
6	32.194	30.511	20.177	19.099	1'41.981	305,2	10:41'39.380	
7	33.560	31.518	21.048	27.266	1'53.392P	294,5	10:43'32.772	
8	9'27.164	31.420	21.197	19.369	10'39.150P		10:54'11.922	
9	32.248	30.295	20.260	19.265	1'42.068	307,8	10:55'53.990	
10	32.163	30.426	20.381	19.144	1'42.114	307,0	10:57'36.104	
11	35.282	31.374	20.677	19.416	1'46.749	310,5	10:59'22.853	
12	32.329	30.670	20.533	19.259	1'42.791	304,4	11:01'05.644	
13	35.343	32.441	20.923	26.560	1'55.267P	275,7	11:03'00.911	
14	9'58.803	31.602	21.080	19.584	11'11.069P		11:14'11.980	
15	32.438	30.583	20.495	19.213	1'42.729	305,2	11:15'54.709	
16	34.175	33.866	23.788	27.630	1'59.459P	310,5	11:17'54.168	
17	1'48.483	31.588	21.212	20.308	3'01.591P		11:20'55.759	

2°		19 A. BAUTISTA (1'42.009)						
Lap	Seg.1	Seg.2	Seg.3	Seg.4	Lap Time	km/h	Local Time	
1		32.501	21.549	19.228			10:32'09.717	
2	32.837	31.136	20.515	19.148	1'43.636	293,7	10:33'53.353	
3	32.386	31.165	20.550	19.184	1'43.285	301,0	10:35'36.638	
4	32.465	30.880	20.403	19.191	1'42.939	301,0	10:37'19.577	
5	32.346	30.768	20.396	19.157	1'42.667	302,7	10:39'02.244	
6	32.267	30.615	20.352	19.097	1'42.331	306,1	10:40'44.575	
7	33.203	31.784	20.725	29.930	1'55.642P	296,9	10:42'40.217	
8	18'34.737	30.997	20.560	19.337	19'45.631P		11:02'25.848	
9	32.265	30.584	20.269	19.036	1'42.154	301,8	11:04'08.002	
10	32.073	30.447	20.350	19.139	1'42.009	302,7	11:05'50.011	
11	34.028	30.787	20.487	19.174	1'44.476	301,8	11:07'34.487	
12	32.075	30.522	20.302	19.182	1'42.081	305,2	11:09'16.568	
13	32.198	30.650	20.282	19.185	1'42.315	304,4	11:10'58.883	
14	33.356	31.995	21.368	28.308	1'55.027P	297,7	11:12'53.910	
15	6'32.519	31.450	21.088	19.391	7'44.448P		11:20'38.358	

3°		22 A. LOWES (1'42.051)						
Lap	Seg.1	Seg.2	Seg.3	Seg.4	Lap Time	km/h	Local Time	
1		31.803	21.562	19.043			10:32'04.336	
2	32.659	30.915	20.417	18.959	1'42.950	301,0	10:33'47.286	
3	41.780	31.227	20.629	19.118	1'52.754	309,6	10:35'40.040	
4	32.379	30.769	20.427	18.955	1'42.530	307,0	10:37'22.570	
5	32.264	30.484	20.414	18.889	1'42.051	306,1	10:39'04.621	
6	33.606	30.806	20.473	32.033	1'56.918P	281,5	10:41'01.539	
7	7'55.806	31.336	20.992	19.330	9'07.464P		10:50'09.003	
8	32.416	30.837	20.598	19.190	1'43.041	301,8	10:51'52.044	
9	33.113	31.026	20.915	19.301	1'44.355	303,5	10:53'36.399	
10	32.502	30.760	20.600	19.246	1'43.108	300,2	10:55'19.507	
11	32.639	30.698	23.798	29.321	1'56.456P	303,5	10:57'15.963	
12	17'58.669	31.285	20.851	19.315	19'10.120P		11:16'26.083	
13	32.454	31.284	20.577	19.151	1'43.466	305,2	11:18'09.549	
14	32.431	30.816	20.638	19.200	1'43.085	300,2	11:19'52.634	
15	32.593	30.994	20.585	19.248	1'43.420	305,2	11:21'36.054	

4°		54 T. RAZGATLIOGLU (1'42.114)						
Lap	Seg.1	Seg.2	Seg.3	Seg.4	Lap Time	km/h	Local Time	
1		32.332	23.351	19.119			10:32'00.133	
2	32.306	31.511	20.188	19.081	1'43.086	308,7	10:33'43.219	
3	32.215	30.342	20.248	19.413	1'42.218	307,8	10:35'25.437	
4	32.226	30.594	20.349	19.078	1'42.247	302,7	10:37'07.684	
5	32.262	30.475	20.479	19.148	1'42.364	303,5	10:38'50.048	

6	32.368	30.564	20.406	19.143	1'42.481	306,1	10:40'32.529
7	34.285	32.174	21.729	27.258	1'55.446P	307,0	10:42'27.975
8	12'17.100	30.932	20.952	19.460	13'28.444P		10:55'56.419
9	32.340	30.708	20.612	19.335	1'42.995	306,1	10:57'39.414
10	32.188	30.751	20.482	19.364	1'42.785	301,0	10:59'22.199
11	32.469	30.822	20.645	19.414	1'43.350	305,2	11:01'05.549
12	32.557	33.980	21.425	27.275	1'55.237P	307,0	11:03'00.786
13	9'54.765	31.444	21.928	19.325	11'07.462P		11:14'08.248
14	32.223	30.706	20.267	19.146	1'42.342	307,0	11:15'50.590
15	32.273	31.307	24.632	19.249	1'47.461	304,4	11:17'38.051
16	32.241	30.556	20.192	19.125	1'42.114	301,8	11:19'20.165
17	32.124	30.560	20.331	19.165	1'42.180	307,8	11:21'02.345

5°		60 M. VAN DER MARK (1'42.277)						
Lap	Seg.1	Seg.2	Seg.3	Seg.4	Lap Time	km/h	Local Time	
1		31.710	25.897	19.464			10:32'01.560	
2	32.877	30.906	20.452	19.121	1'43.356	295,3	10:33'44.916	
3	32.631	30.910	20.634	19.184	1'43.359	301,0	10:35'28.275	
4	32.580	30.849	20.461	19.137	1'43.027	305,2	10:37'11.302	
5	36.293	31.622	27.277	19.090	1'54.282	304,4	10:39'05.584	
6	32.288	30.736	20.432	19.041	1'42.497	307,8	10:40'48.081	
7	32.391	30.841	20.472	19.086	1'42.790	303,5	10:42'30.871	
8	34.035	31.662	20.997	28.469	1'55.163P	306,1	10:44'26.034	
9	7'42.868	31.261	27.423	19.413	9'00.965P		10:53'26.999	
10	32.711	30.796	20.673	18.979	1'43.159	303,5	10:55'10.158	
11	32.263	30.710	20.596	19.206	1'42.775	307,0	10:56'52.933	
12	32.367	30.988	20.499	19.201	1'43.055	304,4	10:58'35.988	
13	32.420	30.784	20.497	19.229	1'42.930	304,4	11:00'18.918	
14	32.478	33.878	20.958	29.236	1'56.550P	305,2	11:02'15.468	
15	8'43.730	31.221	28.574	20.974	10'04.499P		11:12'19.967	
16	32.388	30.792	20.511	18.932	1'42.623	302,7	11:14'02.590	
17	32.436	30.694	20.557	19.014	1'42.701	306,1	11:15'45.291	
18	38.156	31.210	24.697	18.939	1'53.002	301,0	11:17'38.293	
19	32.553	30.703	20.293	18.939	1'42.488	292,1	11:19'20.781	
20	32.056	30.811	20.426	18.984	1'42.277	309,6	11:21'03.058	

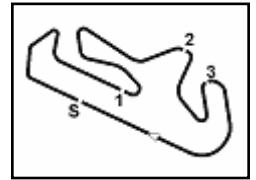
6°		91 L. HASLAM (1'42.288)						
Lap	Seg.1	Seg.2	Seg.3	Seg.4	Lap Time	km/h	Local Time	
1		32.331	21.489	19.355			10:32'11.266	
2	32.647	30.624	20.424	19.208	1'42.903	298,5	10:33'54.169	
3	32.556	30.783	20.919	19.352	1'43.610	295,3	10:35'37.779	
4	32.412	30.632	20.441	19.206	1'42.691	302,7	10:37'20.470	
5	32.446	30.714	20.376	19.144	1'42.680	301,8	10:39'03.150	
6	32.392	30.532	20.622	19.170	1'42.716	297,7	10:40'45.866	
7	36.951	32.390	21.590	29.819	2'00.750P	304,4	10:42'46.616	
8	10'13.605	31.362	21.227	19.374	11'25.568P		10:54'12.184	
9	32.363	30.407	20.459	19.223	1'42.452	298,5	10:55'54.636	
10	32.300	34.465	21.312	29.421	1'57.498P	299,3	10:57'52.134	
11	5'26.986	32.128	21.086	19.524	6'39.724P		11:04'31.858	
12	34.748	33.580	21.518	19.659	1'49.505	307,8	11:06'21.363	
13	32.442	30.558	20.310	19.226	1'42.536	301,0	11:08'03.899	
14	32.206	34.450	22.527	19.635	1'48.818	299,3	11:09'52.717	
15	32.332	30.627	20.424	19.256	1'42.639	307,0	11:11'35.356	
16	32.703	34.518	22.549	19.949	1'49.719	301,0	11:13'25.075	
17	32.426	33.411	22.846	20.513	1'49.196	301,8	11:15'14.271	
18	36.876	33.806	21.195	19.569	1'51.446	301,8	11:17'05.717	
19	32.397	37.993	21.809	19.530	1'51.729	301,0	11:18'57.446	
20	32.267	30.552	20.299	19.170	1'42.288	303,5	11:20'39.734	

7°		28 M. REITERBERGER (1'42.506)						
Lap	Seg.1	Seg.2	Seg.3	Seg.4	Lap Time	km/h	Local Time	
1		32.718	23.346	19.273			10:32'00.791	
2	33.276	30.918	20.467	19.021	1'43.682	277,8	10:33'44.473	

06/09/2019 P = Pits In/Out - C = Lap Time Cancelled

These data/results cannot be reproduced, stored and/or transmitted in whole or in part by any manner of electronic, mechanical, photocopying, recording, broadcasting or otherwise now known or herein after developed without the previous express consent by the copyright owner, except for reproduction in daily press and regular printed publications on sale to the public within 60 days of the event related to those data/results and always provided that copyright symbol appears together as follows below.

© DORNA WSBK ORGANIZATION Srl 2019



Acerbis Portuguese Round, 6-8 September 2019 Chronological Analysis Free Practice 1st Session

Portimao 4.592 m

2 / 4

								10° 21 M. RINALDI (1'42.760)							
Lap	Seg.1	Seg.2	Seg.3	Seg.4	Lap Time	km/h	Local Time	Lap	Seg.1	Seg.2	Seg.3	Seg.4	Lap Time	km/h	Local Time
3	36.576	32.368	22.378	19.135	1'50.457	302,7	10:35'34.930	1							
4	32.799	30.666	20.438	19.134	1'43.037	295,3	10:37'17.967	2	33.222	31.131	20.803	19.207	1'44.363	297,7	10:34'15.796
5	32.447	30.618	20.414	19.116	1'42.595	303,5	10:39'00.562	3	32.868	30.788	20.644	19.224	1'43.524	293,7	10:35'59.320
6	43.501	35.091	29.279	20.655	2'08.526	295,3	10:41'09.088	4	32.600	33.567	21.733	19.372	1'47.272	297,7	10:37'46.592
7	32.852	33.694	22.236	19.484	1'48.266	306,1	10:42'57.354	5	32.421	30.633	20.576	19.183	1'42.813	295,3	10:39'29.405
8	32.582	31.538	21.404	28.811	1'54.335P	306,1	10:44'51.689	6	35.331	33.927	22.386	29.323	2'00.967P	290,5	10:41'30.372
9	7'57.770	30.964	20.904	19.305	9'08.943P		10:54'00.632	7	12'13.642	32.049	21.015	19.578	13'26.284P		10:54'56.656
10	32.570	30.748	20.861	19.310	1'43.489	302,7	10:55'44.121	8	32.608	30.865	26.036	19.682	1'49.191	298,5	10:56'45.847
11	32.451	38.004	22.804	19.214	1'52.473	303,5	10:57'36.594	9	32.645	30.762	20.547	19.219	1'43.173	299,3	10:58'29.020
12	32.927	35.847	21.441	19.473	1'49.688	304,4	10:59'26.282	10	32.512	32.405	27.547	19.572	1'52.036	296,1	11:00'21.056
13	32.619	30.788	20.542	19.315	1'43.264	303,5	11:01'09.546	11	32.461	30.814	20.577	19.189	1'43.041	299,3	11:02'04.097
14	35.955	33.347	21.875	29.105	2'00.282P	293,7	11:03'09.828	12	32.687	32.385	23.420	31.302	1'59.794P	292,1	11:04'03.891
15	6'18.881	32.824	21.913	19.439	7'33.057P		11:10'42.885	13	9'13.284	31.179	20.839	19.460	10'24.762P		11:14'28.653
16	32.389	30.658	20.545	19.101	1'42.693	304,4	11:12'25.578	14	32.451	30.931	20.632	19.237	1'43.251	298,5	11:16'11.904
17	42.314	32.745	21.033	19.145	1'55.237	302,7	11:14'20.815	15	32.337	30.797	24.497	19.672	1'47.303	304,4	11:17'59.207
18	32.347	30.697	20.713	19.081	1'42.838	303,5	11:16'03.653	16	32.367	30.690	20.542	19.161	1'42.760	298,5	11:19'41.967
19	32.678	37.439	23.217	19.280	1'52.614	305,2	11:17'56.267	17	32.373	34.388	23.506	20.409	1'50.676	300,2	11:21'32.643
20	32.390	30.561	20.388	19.167	1'42.506	303,5	11:19'38.773								
21	32.787	31.494	22.033	19.626	1'45.940	304,4	11:21'24.713								

8° 76 L. BAZ (1'42.575)							
Lap	Seg.1	Seg.2	Seg.3	Seg.4	Lap Time	km/h	Local Time
1		32.192	21.278	19.399			10:31'50.757
2	33.077	31.048	20.521	19.338	1'43.984	297,7	10:33'34.741
3	32.680	30.804	20.406	19.145	1'43.035	298,5	10:35'17.776
4	32.647	30.735	20.514	19.205	1'43.101	297,7	10:37'00.877
5	32.716	30.648	20.466	19.133	1'42.963	296,1	10:38'43.840
6	32.476	30.547	20.409	19.143	1'42.575	303,5	10:40'26.415
7	32.425	33.419	21.860	28.280	1'55.984P	304,4	10:42'22.399
8	6'47.850	31.478	20.661	19.236	7'59.225P		10:50'21.624
9	32.498	31.119	20.523	19.221	1'43.361	301,8	10:52'04.985
10	32.610	30.739	20.573	19.184	1'43.106	303,5	10:53'48.091
11	32.663	31.133	20.703	19.285	1'43.784	303,5	10:55'31.875
12	32.802	30.670	20.508	19.233	1'43.213	300,2	10:57'15.088
13	33.519	32.742	22.326	29.282	1'57.869P	302,7	10:59'12.957
14	5'43.874	32.501	22.344	19.503	6'58.222P		11:06'11.179
15	32.441	30.737	20.528	19.305	1'43.011	301,8	11:07'54.190
16	32.667	30.744	20.514	19.311	1'43.236	302,7	11:09'37.426
17	33.031	31.641	20.806	19.203	1'44.681	304,4	11:11'22.107
18	32.644	30.684	20.825	19.286	1'43.439	305,2	11:13'05.546
19	35.155	43.220	22.064	28.738	2'09.177P	302,7	11:15'14.723

11° 7 C. DAVIES (1'42.801)							
Lap	Seg.1	Seg.2	Seg.3	Seg.4	Lap Time	km/h	Local Time
1		32.304	21.340	19.634			10:32'52.582
2	32.555	30.833	20.562	19.466	1'43.416	304,4	10:34'35.998
3	32.542	30.772	20.405	19.360	1'43.079	314,1	10:36'19.077
4	32.252	30.544	20.582	19.420	1'42.801	313,2	10:38'01.878
5	32.352	30.690	20.477	19.550	1'43.069	307,0	10:39'44.947
6	35.092	33.351	21.504	19.646	1'49.593	316,8	10:41'34.540
7	32.412	31.047	20.376	19.400	1'43.235	315,9	10:43'17.775
8	36.041	33.047	22.156	28.591	1'59.835P	311,4	10:45'17.610
9	6'52.354	34.081	21.063	19.656	8'07.154P		10:53'24.764
10	35.604	31.028	21.123	19.633	1'47.388	312,3	10:55'12.152
11	32.374	31.122	20.861	19.512	1'43.869	308,7	10:56'56.021
12	34.493	32.371	22.095	28.152	1'57.111P	314,1	10:58'53.132
13	6'44.164	32.029	21.445	19.987	7'57.625P		11:06'50.757
14	32.292	30.523	20.578	19.438	1'42.831	313,2	11:08'33.588
15	34.140	32.481	21.472	19.759	1'47.852	313,2	11:10'21.440
16	32.444	30.735	20.444	19.626	1'43.249	311,4	11:12'04.689
17	32.227	30.937	20.643	19.576	1'43.383	313,2	11:13'48.072
18	32.216	30.738	20.601	19.501	1'43.056	311,4	11:15'31.128
19	35.243	35.161	23.416	19.963	1'53.783	310,5	11:17'24.911
20	32.185	30.861	20.576	19.492	1'43.114	308,7	11:19'08.025
21	32.247	33.161	24.379	21.718	1'51.505	313,2	11:20'59.530

9° 11 S. CORTESE (1'42.585)							
Lap	Seg.1	Seg.2	Seg.3	Seg.4	Lap Time	km/h	Local Time
1		32.684	21.179	19.146			10:32'12.024
2	32.881	30.983	20.501	19.035	1'43.400	296,1	10:33'55.424
3	32.520	30.671	20.384	19.020	1'42.595	299,3	10:35'38.019
4	32.665	30.752	20.445	19.064	1'42.926	285,9	10:37'20.945
5	32.394	30.793	20.540	19.027	1'42.754	294,5	10:39'03.699
6	32.432	30.694	20.792	19.079	1'42.997	292,1	10:40'46.696
7	35.860	33.006	21.725	29.951	2'00.542P	297,7	10:42'47.238
8	9'23.259	34.440	21.768	19.345	10'38.812P		10:53'26.050
9	32.701	31.272	20.787	19.247	1'44.007	301,0	10:55'10.057
10	32.915	30.776	20.703	19.142	1'43.536	285,2	10:56'53.593
11	32.454	30.956	20.524	19.091	1'43.025	300,2	10:58'36.618
12	32.657	30.764	20.518	19.154	1'43.093	290,5	11:00'19.711
13	32.606	31.224	20.680	19.322	1'43.832	291,3	11:02'03.543
14	32.904	31.372	20.549	19.326	1'44.151	304,4	11:03'47.694
15	37.529	33.710	22.232	27.532	2'01.003P	294,5	11:05'48.697
16	11'34.526	31.712	20.821	19.214	12'46.273P		11:18'34.970
17	32.420	30.717	20.458	18.990	1'42.585	303,5	11:20'17.555

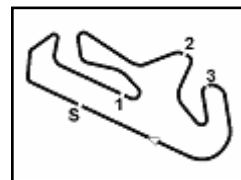
12° 66 T. SYKES (1'42.968)							
Lap	Seg.1	Seg.2	Seg.3	Seg.4	Lap Time	km/h	Local Time
1		33.241	21.279	19.790			10:33'32.980
2	33.086	31.321	20.590	19.362	1'44.359	297,7	10:35'17.339
3	32.763	30.755	20.505	19.272	1'43.295	302,7	10:37'00.634
4	34.634	32.864	23.399	19.458	1'50.355	299,3	10:38'50.989
5	32.482	30.717	20.587	19.182	1'42.968	303,5	10:40'33.957
6	33.598	31.715	21.292	27.363	1'53.968P	293,7	10:42'27.925
7	8'34.857	32.297	21.139	19.478	9'47.771P		10:52'15.696
8	32.567	30.858	24.454	19.726	1'47.605	303,5	10:54'03.301
9	32.455	30.871	20.542	19.442	1'43.310	305,2	10:55'46.611
10	34.686	32.153	21.260	28.142	1'56.241P	285,9	10:57'42.852
11	12'23.750	31.601	21.259	19.195	13'35.805P		11:11'18.657

13° 33 M. MELANDRI (1'42.981)							
Lap	Seg.1	Seg.2	Seg.3	Seg.4	Lap Time	km/h	Local Time
1		32.805	22.795	19.677			10:32'01.516
2	33.258	31.129	20.511	19.248	1'44.146	282,2	10:33'45.662
3	39.348	32.249	21.009	19.509	1'52.115	301,0	10:35'37.777

06/09/2019 P = Pits In/Out - C = Lap Time Cancelled

These data/results cannot be reproduced, stored and/or transmitted in whole or in part by any manner of electronic, mechanical, photocopying, recording, broadcasting or otherwise now known or herein after developed without the previous express consent by the copyright owner, except for reproduction in daily press and regular printed publications on sale to the public within 60 days of the event related to those data/results and always provided that copyright symbol appears together as follows below.

© DORNA WSBK ORGANIZATION Srl 2019



Portimao 4.592 m

3 / 4

Acerbis Portuguese Round, 6-8 September 2019

Chronological Analysis Free Practice 1st Session

Lap	Seg.1	Seg.2	Seg.3	Seg.4	Lap Time	km/h	Local Time
4	33.248	30.806	20.462	19.115	1'43.631	285,9	10:37'21.408
5	32.466	30.839	20.532	19.144	1'42.981	285,2	10:39'04.389
6	40.137	33.042	21.340	27.830	2'02.349P	300,2	10:41'06.738
7	7'54.545	32.837	21.273	19.616	9'08.271P		10:50'15.009
8	32.711	31.082	20.585	19.424	1'43.802	299,3	10:51'58.811
9	32.985	31.191	20.853	19.530	1'44.559	300,2	10:53'43.370
10	32.857	33.654	21.347	27.151	1'55.009P	297,7	10:55'38.379
11	5'20.466	32.194	20.783	19.538	6'32.981P		11:02'11.360
12	32.694	30.903	20.653	19.422	1'43.672	301,0	11:03'55.032
13	34.873	32.178	21.331	26.879	1'55.261P	297,7	11:05'50.293
14	5'27.624	32.325	21.233	19.534	6'40.716P		11:12'31.009
15	32.661	30.917	20.733	19.433	1'43.744	298,5	11:14'14.753
16	32.392	30.883	20.936	19.327	1'43.538	298,5	11:15'58.291
17	33.670	32.156	21.158	19.561	1'46.545	299,3	11:17'44.836
18	32.807	35.122	21.535	22.872	1'52.336	298,5	11:19'37.172
19	32.697	31.391	21.682	19.635	1'45.405	301,8	11:21'22.577

17° 13 T. TAKAHASHI (1'44.062)							
Lap	Seg.1	Seg.2	Seg.3	Seg.4	Lap Time	km/h	Local Time
1		33.858	22.245	20.093			10:32'16.316
2	34.081	32.493	21.926	19.706	1'48.206	282,9	10:34'04.522
3	33.846	31.815	21.067	19.558	1'46.286	285,2	10:35'50.808
4	33.306	31.445	21.139	19.541	1'45.431	288,2	10:37'36.239
5	33.048	31.191	20.733	19.566	1'44.538	296,9	10:39'20.777
6	33.376	31.719	21.216	27.344	1'53.655P	294,5	10:41'14.432
7	6'50.170	31.949	21.088	19.588	8'02.795P		10:49'17.227
8	32.933	31.538	20.704	19.591	1'44.766	300,2	11:01'01.993
9	32.901	31.291	20.697	19.628	1'44.517	300,2	10:52'46.510
10	33.908	31.924	21.167	19.770	1'46.769	296,9	10:54'33.279
11	33.041	31.402	20.798	19.912	1'45.153	295,3	10:56'18.432
12	33.433	31.835	21.310	27.822	1'54.400P	285,9	10:58'12.832
13	7'39.049	32.006	21.085	19.803	8'51.943P		11:07'04.775
14	33.273	31.387	20.773	19.667	1'45.100	292,1	11:08'49.875
15	32.971	31.362	20.687	19.556	1'44.576	300,2	11:10'34.451
16	33.459	31.825	21.097	19.809	1'46.190	301,8	11:12'20.641
17	33.785	31.494	21.081	30.220	1'56.580P	280,7	11:14'17.221
18	2'12.475	31.932	20.666	19.583	3'24.656P		11:17'41.877
19	32.608	31.357	20.543	19.554	1'44.062	298,5	11:19'25.939
20	33.434	32.082	21.043	19.622	1'46.181	293,7	11:21'12.120

14° 50 E. LAVERTY (1'43.222)							
Lap	Seg.1	Seg.2	Seg.3	Seg.4	Lap Time	km/h	Local Time
1		33.499	21.822	30.315			10:32'08.986
2	4'13.847	32.033	21.239	19.738	5'26.857P		10:37'35.843
3	32.674	30.757	20.494	19.337	1'43.262	307,8	10:39'19.105
4	32.555	30.860	20.748	19.491	1'43.654	306,1	10:41'02.759
5	32.678	30.825	20.498	19.359	1'43.360	308,7	10:42'46.119
6	32.658	31.060	20.834	31.758	1'56.310P	306,1	10:44'42.429
7	10'47.758	32.143	21.460	19.560	12'00.921P		10:56'43.350
8	32.596	30.881	20.537	19.348	1'43.362	304,4	10:58'26.712
9	32.483	30.879	20.627	19.390	1'43.379	301,8	11:00'10.091
10	32.553	30.806	20.615	19.464	1'43.438	306,1	11:01'53.529
11	36.248	32.333	21.496	28.562	1'58.639P	306,1	11:03'52.168
12	5'35.810	32.452	21.201	19.481	6'48.944P		11:10'41.112
13	32.675	30.816	20.449	19.282	1'43.222	302,7	11:12'24.334
14	32.637	30.864	20.677	28.854	1'53.032P	307,8	11:14'17.366
15	5'10.881	31.081	20.460	19.163	6'21.585P		11:20'38.951

18° 23 R. KIYONARI (1'44.547)							
Lap	Seg.1	Seg.2	Seg.3	Seg.4	Lap Time	km/h	Local Time
1		32.851	22.465	20.031			10:32'00.094
2	47.199	32.015	21.043	19.533	1'59.790	289,0	10:33'59.884
3	33.528	31.596	20.873	19.530	1'45.527	292,9	10:35'45.411
4	33.233	31.380	20.786	19.404	1'44.803	292,1	10:37'30.214
5	33.235	31.460	20.852	19.422	1'44.969	293,7	10:39'15.183
6	32.918	31.603	20.894	19.430	1'44.845	294,5	10:41'00.028
7	32.946	31.350	20.793	19.458	1'44.547	292,9	10:42'44.575
8	33.355	31.510	20.864	19.419	1'45.148	293,7	10:44'29.723
9	36.457	32.181	21.925	34.352	2'04.915P	289,0	10:46'34.638
10	7'01.603	32.357	21.790	19.763	8'15.513P		10:54'50.151
11	33.373	31.346	20.824	19.526	1'45.069	284,4	10:56'35.220
12	33.090	31.394	20.832	19.362	1'44.678	290,5	10:58'19.898
13	32.980	31.385	20.828	19.552	1'44.745	293,7	11:00'04.643
14	33.054	31.289	20.766	19.584	1'44.693	292,1	11:01'49.336
15	38.793	32.771	21.670	34.884	2'08.118P	285,2	11:03'57.454
16	5'55.729	32.453	21.190	19.491	7'08.863P		11:11'06.317
17	33.652	31.752	20.857	19.619	1'45.880	293,7	11:12'52.197
18	33.272	31.401	20.839	19.392	1'44.904	294,5	11:14'37.101
19	33.058	31.441	20.963	19.482	1'44.944	292,1	11:16'22.045
14	32.848	30.863	20.529	19.505	1'43.745	291,3	11:16'46.320
15	33.013	31.015	20.673	19.424	1'44.125	292,9	11:18'07.761
16	36.571	32.632	20.922	19.384	1'49.509	298,5	11:18'35.829
17	32.645	30.962	20.568	19.521	1'43.696	298,5	11:20'19.525

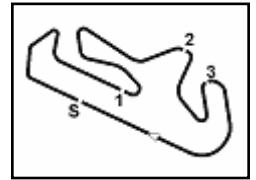
16° 81 J. TORRES (1'43.617)							
Lap	Seg.1	Seg.2	Seg.3	Seg.4	Lap Time	km/h	Local Time
1		32.290	21.046	19.544			10:32'18.686
2	33.457	30.980	20.957	19.321	1'44.715	287,4	10:34'03.401
3	20'23.675	32.009	20.762	19.656	21'36.102	289,7	10:55'39.503
4	33.585	33.801	25.404	19.540	1'52.330	280,0	10:57'31.833
5	33.013	31.015	20.673	19.424	1'44.125	292,9	10:59'15.958
6	33.504	31.045	24.508	22.159	1'51.216	296,1	11:01'07.174

19° 20 S. BARRIER (1'45.171)							
Lap	Seg.1	Seg.2	Seg.3	Seg.4	Lap Time	km/h	Local Time
1		34.009	22.315	27.687			10:32'18.760
2	6'18.676	32.932	21.518	19.956	7'33.082P		10:39'51.842
3	33.746	32.241	21.146	19.836	1'46.969	302,7	10:41'38.811
4	36.868	32.631	21.824	27.678	1'59.001P	306,1	10:43'37.812
5	12'17.528	32.236	21.379	19.869	13'31.012P		10:57'08.824
6	33.597	31.650	21.008	19.696	1'45.951	296,9	10:58'54.775

06/09/2019 P = Pits In/Out - C = Lap Time Cancelled

These data/results cannot be reproduced, stored and/or transmitted in whole or in part by any manner of electronic, mechanical, photocopying, recording, broadcasting or otherwise now known or herein after developed without the previous express consent by the copyright owner, except for reproduction in daily press and regular printed publications on sale to the public within 60 days of the event related to those data/results and always provided that copyright symbol appears together as follows below.

© DORNA WSBK ORGANIZATION Srl 2019



Portimao 4.592 m

4 / 4

Acerbis Portuguese Round, 6-8 September 2019 Chronological Analysis Free Practice 1st Session

7	33.061	31.413	21.137	19.729	1'45.340	300,2	11:00'40.115
8	33.193	31.808	21.188	19.623	1'45.812	298,5	11:02'25.927
9	33.098	31.363	21.061	19.649	1'45.171	289,7	11:04'11.098
10	33.999	32.073	21.680	27.407	1'55.159P	298,5	11:06'06.257
11	7'11.639	31.193	21.282	19.387	8'23.501P		11:14'29.758
12	33.698	31.602	21.395	19.645	1'46.340	301,8	11:16'16.098
13	33.577	31.790	21.397	19.670	1'46.434	300,2	11:18'02.532
14	32.950	31.753	20.983	19.748	1'45.434	299,3	11:19'47.966
15	33.347	31.762	21.102	19.768	1'45.979	302,7	11:21'33.945

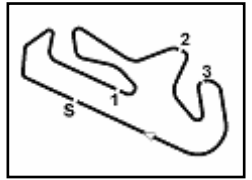
20°		52 A. DELBIANCO (1'45.881)					
Lap	Seg.1	Seg.2	Seg.3	Seg.4	Lap Time	km/h	Local Time
1		33.452	27.736	19.763			10:32'02.561
2	35.138	32.148	21.102	19.659	1'48.047	264,9	10:33'50.608
3	34.104	32.029	21.173	19.857	1'47.163	286,7	10:35'37.771
4	34.088	32.088	21.413	19.676	1'47.265	277,8	10:37'25.036
5	33.973	32.267	23.897	20.966	1'51.103	289,0	10:39'16.139
6	33.789	31.897	21.313	19.781	1'46.780	293,7	10:41'02.919
7	38.837	33.679	22.319	28.397	2'03.232P	293,7	10:43'06.151
8	9'32.060	32.615	21.038	20.113	10'45.826P		10:53'51.977
9	34.049	31.988	21.031	19.988	1'47.056	287,4	10:55'39.033
10	33.726	31.763	20.941	19.965	1'46.395	288,2	10:57'25.428
11	39.592	31.864	21.391	28.282	2'01.129P	287,4	10:59'26.557
12	11'29.154	33.506	30.051	20.782	12'53.493P		11:12'20.050
13	33.466	31.694	20.988	19.733	1'45.881	283,7	11:14'05.931
14	33.427	32.030	20.883	19.683	1'46.023	292,1	11:15'51.954
15	33.429	31.837	20.997	19.910	1'46.173	292,9	11:17'38.127
16	33.433	41.606	21.433	20.245	1'56.717	283,7	11:19'34.844
17	33.452	32.105	21.000	19.879	1'46.436	293,7	11:21'21.280

06/09/2019 P = Pits In/Out - C = Lap Time Cancelled

These data/results cannot be reproduced, stored and/or transmitted in whole or in part by any manner of electronic, mechanical, photocopying, recording, broadcasting or otherwise now known or herein after developed without the previous express consent by the copyright owner, except for reproduction in daily press and regular printed publications on sale to the public within 60 days of the event related to those data/results and always provided that copyright symbol appears together as follows below.

© DORNA WSBK ORGANIZATION Srl 2019

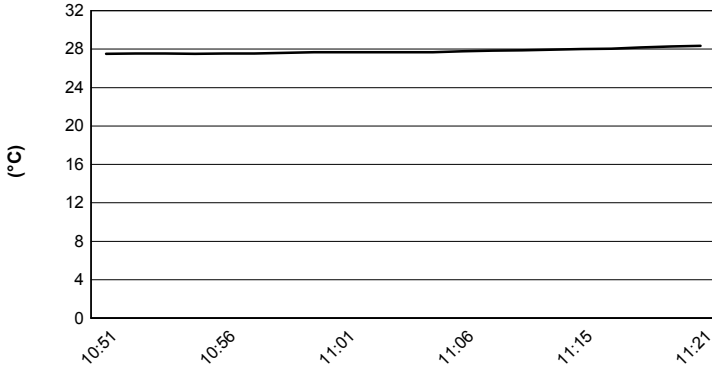




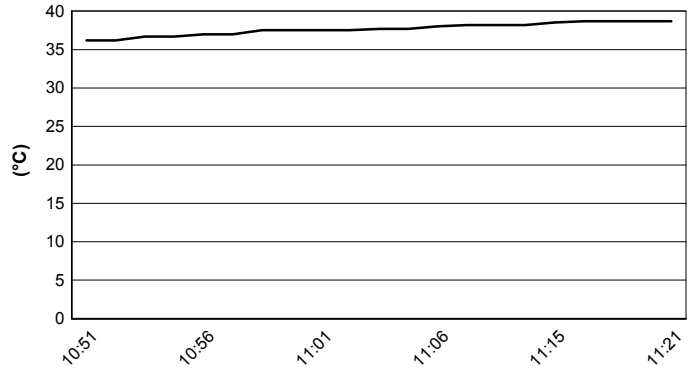
Portimao 4.592 m

Acerbis Portuguese Round, 6-8 September 2019
Weather Report Free Practice 1st Session
Session started 10:30 - Session ended 11:21

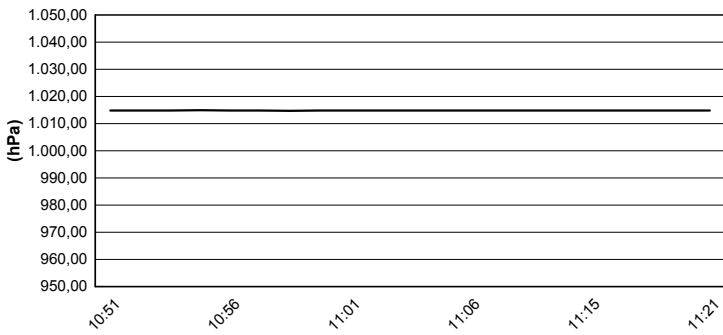
Air Temperature



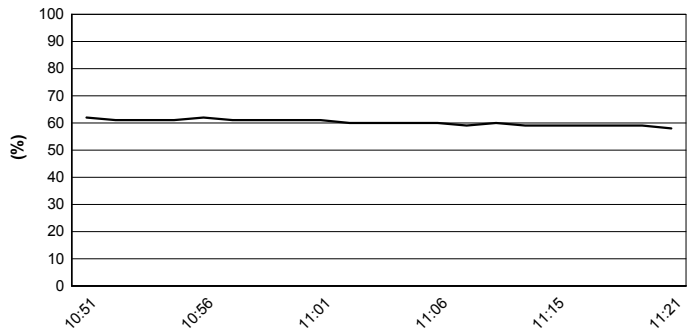
Track Temperature



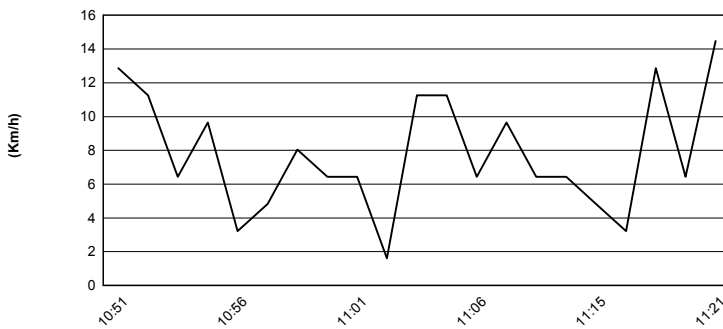
Air Pressure



Humidity



Wind Speed



Wind Direction



06/09/2019

These data/results cannot be reproduced, stored and/or transmitted in whole or in part by any manner of electronic, mechanical, photocopying, recording, broadcasting or otherwise now known or herein after developed without the previous express consent by the copyright owner, except for reproduction in daily press and regular printed publications on sale to the public within 60 days of the event related to those data/results and always provided that copyright symbol appears together as follows below.

© DORNA WSBK ORGANIZATION Srl 2019