SBK MOTUL

2.5

WorldSBK

102/10

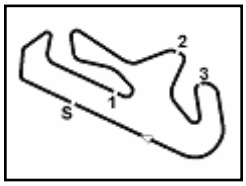

Portimao 4.592 m

Acerbis Portuguese Round, 6-8 September 2019

Chronological Analysis Free Practice 2nd Session

1° 19 A. BAUTISTA (1'42.334)

Lap	Seg.1	Seg.2	Seg.3	Seg.4	Lap Time	km/h	Local Time
1		31.659	20.811	19.270			15:02'03.999
2	32.525	30.755	20.413	**19.105**	1'42.798	292,9	15:03'46.797
3	32.270	30.808	20.704	19.245	1'43.027	298,5	15:05'29.824
4	32.187	30.820	**20.208**	19.211	1'42.426	302,7	15:07'12.250
5	32.254	**30.601**	20.464	19.174	1'42.493	302,7	15:08'54.743
6	**32.002**	30.798	20.347	19.187	**1'42.334**	307,8	15:10'37.077
7	32.107	30.814	20.377	19.243	1'42.541	298,5	15:12'19.618
8	34.173	32.392	21.228	27.267	1'55.060P	292,9	15:14'14.678
9	12'16.308	31.190	20.632	19.246	13'27.376P		15:27'42.054
10	32.543	30.834	20.711	19.160	1'43.248	301,0	15:29'25.302
11	32.767	30.807	20.404	19.295	1'43.273	295,3	15:31'08.575
12	32.487	30.892	20.488	19.309	1'43.176	301,0	15:32'51.751
13	34.485	32.664	21.419	28.023	1'56.591P	284,4	15:34'48.342
14	7'54.051	31.184	20.743	19.324	9'05.302P		15:43'53.644
15	32.291	30.968	20.490	19.176	1'42.925	298,5	15:45'36.569
16	32.366	30.789	20.429	19.200	1'42.784	301,0	15:47'19.353
17	32.460	30.809	20.542	19.230	1'43.041	296,9	15:49'02.394
18	32.134	30.851	20.655	19.291	1'42.931	**309,6**	15:50'45.325

2° 1 J. REA (1'42.510)

Lap	Seg.1	Seg.2	Seg.3	Seg.4	Lap Time	km/h	Local Time
1		31.881	21.315	19.539			15:03'05.965
2	32.650	30.570	20.399	19.159	1'42.778	300,2	15:04'48.743
3	32.379	**30.544**	20.441	**19.146**	**1'42.510**	305,2	15:06'31.253
4	**32.335**	30.720	**20.348**	19.256	1'42.659	305,2	15:08'13.912
5	32.455	30.598	20.472	19.293	1'42.818	302,7	15:09'56.730
6	32.493	30.703	20.392	19.312	1'42.900	305,2	15:11'39.630
7	32.400	30.715	20.404	19.255	1'42.774	306,1	15:13'22.404
8	32.388	30.809	20.379	19.289	1'42.865	307,8	15:15'05.269
9	32.394	30.736	20.412	19.243	1'42.785	306,1	15:16'48.054
10	32.409	30.746	20.396	19.412	1'42.963	306,1	15:18'31.017
11	32.537	30.827	20.402	19.348	1'43.114	**309,6**	15:20'14.131
12	32.504	30.766	20.535	19.285	1'43.090	306,1	15:21'57.221
13	32.549	30.874	20.612	19.331	1'43.366	**309,6**	15:23'40.587
14	32.343	30.926	20.544	19.239	1'43.052	307,0	15:25'23.639
15	32.469	30.733	20.451	19.409	1'43.062	304,4	15:27'06.701
16	32.487	30.902	20.562	19.301	1'43.252	307,0	15:28'49.953
17	32.468	30.876	20.522	19.307	1'43.173	305,2	15:30'33.126
18	35.964	32.345	21.332	28.980	1'58.621P	293,7	15:32'31.747
19	11'21.141	37.486	20.770	19.386	12'38.783P		15:45'10.530
20	32.570	31.004	20.475	19.274	1'43.323	305,2	15:46'53.853
21	32.731	34.894	21.615	27.912	1'57.152P	308,7	15:48'51.005

3° 11 S. CORTESE (1'42.586)

Lap	Seg.1	Seg.2	Seg.3	Seg.4	Lap Time	km/h	Local Time
1		31.971	20.959	**18.944**			15:02'07.663
2	33.074	31.081	20.510	19.229	1'43.894	293,7	15:03'51.557
3	35.605	31.554	20.877	19.122	1'47.158	306,1	15:05'38.715
4	32.549	30.750	**20.335**	18.952	**1'42.586**	296,9	15:07'21.301
5	**32.383**	**30.641**	20.550	19.100	1'42.674	304,4	15:09'03.975
6	32.710	31.019	20.438	19.178	1'43.345	292,1	15:10'47.320
7	36.140	35.633	22.029	28.569	2'02.371P	301,8	15:12'49.691
8	9'57.722	31.520	20.597	19.220	11'09.059P		15:23'58.750
9	32.746	31.240	20.523	19.251	1'43.760	306,1	15:25'42.510
10	33.038	31.371	20.839	19.309	1'44.557	306,1	15:27'27.067
11	37.484	32.785	21.602	27.616	1'59.487P	303,5	15:29'26.554
12	11'19.110	38.471	23.110	19.368	12'40.059P		15:42'06.613
13	33.484	32.518	21.321	26.358	1'53.681P	301,0	15:44'00.294
14	2'18.640	33.510	25.238	20.491	3'37.879P		15:47'38.173
15	32.732	30.981	20.465	19.257	1'43.435	303,5	15:49'21.608
16	32.762	32.395	20.900	19.472	1'45.529	**308,7**	15:51'07.137

4° 54 T. RAZGATLIOGLU (1'42.638)

Lap	Seg.1	Seg.2	Seg.3	Seg.4	Lap Time	km/h	Local Time
1		32.086	20.934	19.416			15:02'26.326
2	34.055	30.840	20.643	19.296	1'44.834	**313,2**	15:04'11.160
3	**32.388**	**30.589**	**20.360**	19.301	**1'42.638**	308,7	15:05'53.798
4	32.456	30.805	20.419	19.199	1'42.879	307,0	15:07'36.677
5	32.473	30.666	20.549	19.369	1'43.057	307,8	15:09'19.734
6	32.530	31.002	20.538	19.365	1'43.435	307,0	15:11'03.169
7	32.559	30.875	20.392	19.425	1'43.251	306,1	15:12'46.420
8	32.613	30.997	20.435	19.372	1'43.417	307,0	15:14'29.837
9	32.830	32.752	22.885	28.956	1'57.423P	310,5	15:16'27.260
10	10'40.641	32.285	22.188	19.721	11'54.835P		15:28'22.095
11	32.878	32.401	21.211	19.416	1'45.906	304,4	15:30'08.001
12	32.451	34.165	21.897	27.863	1'56.376P	309,6	15:32'04.377
13	6'43.717	31.888	20.805	19.536	7'55.946P		15:40'00.323
14	32.713	33.410	26.268	20.067	1'52.458	303,5	15:41'52.781
15	32.733	30.921	20.830	19.628	1'44.112	300,2	15:43'36.893
16	32.469	30.927	20.634	**19.173**	1'43.203	308,7	15:45'20.096
17	32.616	30.982	20.567	19.329	1'43.494	307,8	15:47'03.590
18	32.552	30.917	20.574	19.354	1'43.397	307,8	15:48'46.987
19	32.791	30.920	20.664	19.389	1'43.764	306,1	15:50'30.751

5° 7 C. DAVIES (1'42.649)

Lap	Seg.1	Seg.2	Seg.3	Seg.4	Lap Time	km/h	Local Time
1		32.748	21.289	19.637			15:02'41.317
2	32.322	31.261	20.754	19.589	1'43.926	313,2	15:04'25.243
3	32.193	30.875	20.720	**19.405**	1'43.193	315,9	15:06'08.436
4	33.330	31.735	21.109	20.082	1'46.256	315,0	15:07'54.692
5	32.226	30.923	20.804	19.445	1'43.398	313,2	15:09'38.090
6	35.202	32.868	21.885	28.119	1'58.074P	315,9	15:11'36.164
7	7'41.284	31.531	20.794	20.038	8'53.647P		15:20'29.811
8	32.494	30.983	20.751	19.555	1'43.783	314,1	15:22'13.594
9	32.292	30.945	20.564	19.541	1'43.342	315,0	15:23'56.936
10	34.044	33.486	22.006	19.845	1'49.381	316,8	15:25'46.317
11	32.463	30.868	20.847	19.520	1'43.698	309,6	15:27'30.015
12	32.165	30.976	20.574	19.579	1'43.294	318,7	15:29'13.309
13	34.184	33.146	22.258	27.821	1'57.409P	314,1	15:31'10.718
14	7'33.605	31.896	21.301	19.648	8'46.450P		15:39'57.168
15	32.168	31.086	20.728	19.506	1'43.488	311,4	15:41'40.656
16	**32.022**	**30.698**	20.498	19.431	**1'42.649**	310,5	15:43'23.305
17	32.111	30.769	20.602	19.552	1'43.034	**321,5**	15:45'06.339
18	32.197	30.902	20.620	19.522	1'43.241	315,9	15:46'49.580
19	32.078	31.015	20.613	19.459	1'43.165	314,1	15:48'32.745
20	32.142	30.918	**20.484**	19.448	1'42.992	308,7	15:50'15.737

6° 22 A. LOWES (1'42.776)

Lap	Seg.1	Seg.2	Seg.3	Seg.4	Lap Time	km/h	Local Time
1		31.610	21.044	19.114			15:02'06.078
2	32.572	30.766	20.497	**18.976**	1'42.811	307,8	15:03'48.889
3	32.533	**30.663**	20.494	19.086	**1'42.776**	300,2	15:05'31.665
4	32.468	30.737	**20.468**	19.128	1'42.801	304,4	15:07'14.466
5	**32.344**	30.789	20.533	19.158	1'42.824	304,4	15:08'57.290
6	32.358	30.777	20.544	19.136	1'42.815	307,0	15:10'40.105
7	34.805	34.903	23.067	29.036	2'01.811P	305,2	15:12'41.916
8	5'19.232	31.544	20.885	19.342	6'31.003P		15:19'12.919
9	32.535	30.716	20.565	19.198	1'43.014	304,4	15:20'55.933
10	32.435	31.094	20.661	19.240	1'43.430	301,0	15:22'39.363
11	32.579	30.885	20.599	19.200	1'43.263	302,7	15:24'22.626
12	32.481	30.785	20.975	19.185	1'43.426	301,8	15:26'06.052
13	32.622	30.803	20.632	19.261	1'43.318	304,4	15:27'49.370
14	32.561	30.828	22.567	33.983	1'59.939P	**308,7**	15:29'49.309
15	10'36.935	39.010	27.383	19.360	12'02.688P		15:41'51.997

06/09/2019 P = Pits In/Out - C = Lap Time Cancelled

These data/results cannot be reproduced, stored and/or transmitted in whole or in part by any manner of electronic, mechanical, photocopying, recording, broadcasting or otherwise now known or herein after developed without the previous express consent by the copyright owner, except for reproduction in daily press and regular printed publications on sale to the public within 60 days of the event related to those data/results and always provided that copyright symbol appears together as follows below.
© DORNA WSBK ORGANIZATION Srl 2019

PIRELLI Official Tyre Supplier

TISSOT SWISS WATCHES SINCE 1853 Official Timekeeper

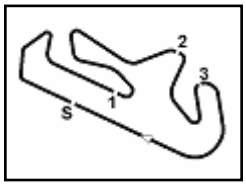

Acerbis Portuguese Round, 6-8 September 2019
Chronological Analysis Free Practice 2nd Session

Portimao 4.592 m

16	32.426	30.940	20.641	19.429	1'43.436	302,7	15:43'35.433
17	32.468	30.945	20.682	19.120	1'43.215	303,5	15:45'18.648
18	42.561	31.920	21.452	19.427	1'55.360	**308,7**	15:47'14.008
19	32.577	31.090	20.713	19.201	1'43.581	305,2	15:48'57.589
20	33.115	30.842	20.685	19.175	1'43.817	303,5	15:50'41.406

7° 66 T. SYKES (1'42.788)

Lap	Seg.1	Seg.2	Seg.3	Seg.4	Lap Time	km/h	Local Time
1		32.687	21.415	21.603			15:03'19.666
2	32.880	30.868	20.559	19.195	1'43.502	301,0	15:05'03.168
3	32.562	30.727	20.415	**19.191**	1'42.895	**307,8**	15:06'46.063
4	32.402	**30.648**	20.470	19.268	**1'42.788**	304,4	15:08'28.851
5	32.481	30.718	20.696	19.249	1'43.144	304,4	15:10'11.995
6	33.858	32.109	21.266	27.781	1'55.014P	295,3	15:12'07.009
7	13'31.700	31.999	21.166	19.530	14'44.395P		15:26'51.404
8	32.371	30.920	20.710	19.315	1'43.316	306,1	15:28'34.720
9	**32.355**	31.089	20.608	19.259	1'43.311	307,0	15:30'18.031
10	34.412	32.597	21.333	27.417	1'55.759P	300,2	15:32'13.790
11	8'36.676	31.836	22.511	19.500	9'50.523P		15:42'04.313
12	32.463	31.337	21.812	19.638	1'45.250	306,1	15:43'49.563
13	32.598	31.028	21.080	26.607	1'51.313P	303,5	15:45'40.876
14	2'22.252	31.388	20.689	19.392	3'33.721P		15:49'14.597
15	32.389	30.827	**20.383**	19.269	1'42.868	306,1	15:50'57.465

8° 76 L. BAZ (1'42.933)

Lap	Seg.1	Seg.2	Seg.3	Seg.4	Lap Time	km/h	Local Time
1		32.906	21.503	19.392			15:01'56.180
2	32.750	30.961	20.554	19.187	1'43.452	301,8	15:03'39.632
3	32.607	30.804	20.479	19.234	1'43.124	301,8	15:05'22.756
4	32.778	30.888	20.439	19.238	1'43.343	301,8	15:07'06.099
5	32.642	30.733	20.580	19.439	1'43.394	306,1	15:08'49.493
6	32.634	30.854	20.603	19.315	1'43.406	305,2	15:10'32.899
7	32.723	30.890	20.520	19.285	1'43.418	304,4	15:12'16.317
8	32.627	30.851	20.550	19.273	1'43.301	302,7	15:13'59.618
9	32.797	30.849	20.639	19.189	1'43.474	301,8	15:15'43.092
10	32.598	30.781	20.686	19.283	1'43.348	306,1	15:17'26.440
11	32.661	30.843	20.595	19.329	1'43.428	**307,0**	15:19'09.868
12	32.594	30.885	20.554	19.426	1'43.459	306,1	15:20'53.327
13	32.624	30.832	20.695	19.357	1'43.508	302,7	15:22'36.835
14	32.730	30.888	20.819	19.300	1'43.737	304,4	15:24'20.572
15	32.637	30.950	20.741	19.396	1'43.724	302,7	15:26'04.296
16	32.750	30.801	20.563	19.443	1'43.557	302,7	15:27'47.853
17	32.563	30.927	20.597	19.324	1'43.411	304,4	15:29'31.264
18	34.107	32.896	20.649	26.573	1'54.225P	**307,0**	15:31'25.489
19	9'56.000	32.824	22.144	19.659	11'10.627P		15:42'36.116
20	32.779	31.059	20.484	19.285	1'43.607	296,9	15:44'19.723
21	32.547	30.777	**20.427**	19.395	1'43.146	302,7	15:46'02.869
22	32.677	**30.649**	20.484	19.312	1'43.122	301,0	15:47'45.991
23	32.801	30.742	20.456	**19.157**	1'43.156	301,0	15:49'29.147
24	**32.418**	30.660	20.525	19.330	**1'42.933**	303,5	15:51'12.080

9° 28 M. REITERBERGER (1'42.949)

Lap	Seg.1	Seg.2	Seg.3	Seg.4	Lap Time	km/h	Local Time
1		32.858	21.006	19.222			15:02'09.356
2	33.221	30.896	20.599	**19.155**	1'43.871	296,1	15:03'53.227
3	32.782	30.793	20.488	19.157	1'43.220	301,8	15:05'36.447
4	33.104	31.015	20.548	19.237	1'43.904	303,5	15:07'20.351
5	32.882	30.796	20.570	19.330	1'43.578	304,4	15:09'03.929
6	33.137	31.223	20.649	19.295	1'44.304	300,2	15:10'48.233
7	39.540	33.940	21.257	19.399	1'54.136	**307,8**	15:12'42.369
8	32.691	30.934	20.483	19.263	1'43.371	301,0	15:14'25.740
9	32.757	31.118	20.600	19.319	1'43.794	301,0	15:16'09.534
10	32.793	31.078	20.755	19.437	1'44.063	304,4	15:17'53.597
11	38.810	34.618	24.122	29.125	2'06.675P	285,2	15:20'00.272
12	7'01.896	34.391	26.595	19.536	8'22.418P		15:28'22.690
13	32.810	31.067	20.601	19.373	1'43.851	302,7	15:30'06.541
14	32.831	31.345	20.699	19.423	1'44.298	304,4	15:31'50.839
15	35.254	33.582	22.360	27.782	1'58.978P	290,5	15:33'49.817
16	3'03.895	33.550	22.365	19.555	4'19.365P		15:38'09.182
17	32.743	38.518	20.902	19.278	1'51.441	301,8	15:40'00.623
18	32.650	33.421	21.506	19.280	1'46.857	289,7	15:41'47.480
19	32.625	**30.736**	**20.415**	19.173	**1'42.949**	301,8	15:43'30.429
20	**32.525**	30.816	20.513	19.183	1'43.037	303,5	15:45'13.466
21	43.012	33.305	26.278	19.454	2'02.049	289,7	15:47'15.515
22	32.663	31.050	20.636	19.288	1'43.637	305,2	15:48'59.152
23	32.681	31.135	20.769	19.361	1'43.946	305,2	15:50'43.098

10° 21 M. RINALDI (1'43.139)

Lap	Seg.1	Seg.2	Seg.3	Seg.4	Lap Time	km/h	Local Time
1		33.606	22.281	19.362			15:02'26.874
2	32.764	31.496	21.650	**19.116**	1'45.026	289,7	15:04'11.900
3	32.480	30.897	**20.595**	19.167	**1'43.139**	299,3	15:05'55.039
4	32.524	**30.872**	20.767	19.223	1'43.386	298,5	15:07'38.425
5	32.510	30.952	20.774	19.223	1'43.459	300,2	15:09'21.884
6	32.688	31.382	21.059	19.461	1'44.590	291,3	15:11'06.474
7	41.452	34.497	22.346	28.468	2'06.763P	301,8	15:13'13.237
8	11'28.944	32.328	26.985	20.279	12'48.536P		15:26'01.773
9	37.885	30.971	20.727	19.408	1'48.991	297,7	15:27'50.764
10	32.498	31.014	20.652	19.390	1'43.554	301,8	15:29'34.318
11	32.550	31.003	20.661	19.383	1'43.597	303,5	15:31'17.915
12	37.563	33.341	21.896	19.472	1'52.272	300,2	15:33'10.187
13	32.589	30.971	20.843	26.794	1'51.197P	302,7	15:35'01.384
14	9'31.399	31.846	20.952	19.313	10'43.510P		15:45'44.894
15	32.698	35.215	27.396	19.978	1'55.287	**305,2**	15:47'40.181
16	32.525	30.908	20.683	19.214	1'43.330	296,1	15:49'23.511
17	**32.400**	31.153	20.784	19.259	1'43.596	301,0	15:51'07.107

11° 60 M. VAN DER MARK (1'43.180)

Lap	Seg.1	Seg.2	Seg.3	Seg.4	Lap Time	km/h	Local Time
1		34.077	21.300	19.218			15:01'57.241
2	32.729	30.968	20.697	19.206	1'43.600	307,0	15:03'40.841
3	32.819	30.964	20.617	**19.105**	1'43.505	301,0	15:05'24.346
4	32.656	31.070	**20.509**	28.024	1'52.259P	305,2	15:07'16.605
5	8'21.972	31.377	20.606	19.206	9'33.161P		15:16'49.766
6	32.695	**30.859**	20.576	19.284	1'43.414	302,7	15:18'33.180
7	32.813	31.067	20.615	19.353	1'43.848	304,4	15:20'17.028
8	32.835	31.337	20.825	29.586	1'54.583P	305,2	15:22'11.611
9	7'03.022	34.347	25.386	19.215	8'21.970P		15:30'33.581
10	32.722	30.923	20.710	19.142	1'43.497	301,0	15:32'17.078
11	**32.388**	30.997	20.547	19.258	1'43.190	**308,7**	15:34'00.268
12	32.581	30.908	20.618	19.154	1'43.261	304,4	15:35'43.529
13	34.901	32.206	21.175	28.561	1'56.843P	298,5	15:37'40.372
14	6'25.945	32.964	20.723	19.155	7'38.787P		15:45'19.159
15	33.917	30.875	20.686	19.258	1'44.736	304,4	15:47'03.895
16	32.506	30.944	20.615	19.115	**1'43.180**	306,1	15:48'47.075
17	32.414	31.065	20.568	19.223	1'43.270	**308,7**	15:50'30.345

12° 91 L. HASLAM (1'43.242)

Lap	Seg.1	Seg.2	Seg.3	Seg.4	Lap Time	km/h	Local Time
1		31.661	20.893	19.369			15:02'04.736
2	32.544	30.792	20.601	19.389	1'43.326	301,8	15:03'48.062
3	32.649	30.868	20.663	19.347	1'43.527	295,3	15:05'31.589
4	32.834	30.998	20.838	19.357	1'44.027	288,2	15:07'15.616
5	32.556	**30.702**	20.864	19.425	1'43.547	301,8	15:08'59.163
6	35.668	36.257	23.375	30.308	2'05.608P	298,5	15:11'04.771
7	7'50.131	31.759	21.166	19.676	9'02.732P		15:20'07.503

06/09/2019 P = Pits In/Out - C = Lap Time Cancelled

These data/results cannot be reproduced, stored and/or transmitted in whole or in part by any manner of electronic, mechanical, photocopying, recording, broadcasting or otherwise now known or herein after developed without the previous express consent by the copyright owner, except for reproduction in daily press and regular printed publications on sale to the public within 60 days of the event related to those data/results and always provided that copyright symbol appears together as follows below.
© DORNA WSBK ORGANIZATION Srl 2019

PIRELLI
Official Tyre Supplier
TISSOT
SWISS WATCHES SINCE 1853
Official Timekeeper

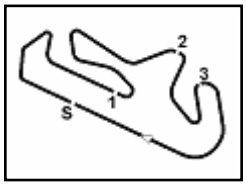

Acerbis Portuguese Round, 6-8 September 2019
Chronological Analysis Free Practice 2nd Session

Portimao 4.592 m

8	**32.486**	30.987	20.583	19.482	1'43.538	**303,5**	15:21'51.041
9	32.664	30.867	20.729	19.545	1'43.805	302,7	15:23'34.846
10	34.746	33.265	22.045	19.339	1'49.395	302,7	15:25'24.241
11	32.530	30.856	20.467	19.498	1'43.351	297,7	15:27'07.592
12	32.566	33.139	21.827	31.234	1'58.766P	301,8	15:29'06.358
13	7'24.964	34.202	21.187	19.713	8'40.066P		15:37'46.424
14	32.487	30.901	20.495	19.404	1'43.287	298,5	15:39'29.711
15	32.492	36.909	21.718	19.761	1'50.880	298,5	15:41'20.591
16	32.596	30.772	20.554	**19.320**	**1'43.242**	296,1	15:43'03.833
17	35.848	33.792	22.465	29.140	2'01.245P	295,3	15:45'05.078
18	3'57.358	31.128	**20.466**	19.395	5'08.347P		15:50'13.425

13° 81 J. TORRES (1'43.242)

Lap	Seg.1	Seg.2	Seg.3	Seg.4	Lap Time	km/h	Local Time
1		31.923	21.024	19.750			15:02'12.211
2	33.489	31.465	20.743	19.412	1'45.109	287,4	15:03'57.320
3	32.993	31.268	20.518	**19.220**	1'43.999	291,3	15:05'41.319
4	33.004	30.824	20.476	19.400	1'43.704	296,1	15:07'25.023
5	32.748	31.352	20.756	19.492	1'44.348	301,8	15:09'09.371
6	33.014	30.805	20.579	19.440	1'43.838	293,7	15:10'53.209
7	33.197	31.060	20.685	28.694	1'53.636P	296,1	15:12'46.845
8	11'51.828	33.004	25.520	19.824	13'10.176P		15:25'57.021
9	33.032	31.210	20.555	19.509	1'44.306	293,7	15:27'41.327
10	32.914	31.001	20.631	19.471	1'44.017	301,0	15:29'25.344
11	33.140	30.951	**20.355**	19.367	1'43.813	282,9	15:31'09.157
12	32.652	30.980	20.933	28.451	1'53.016P	294,5	15:33'02.173
13	6'16.938	31.692	20.831	19.597	7'29.058P		15:40'31.231
14	32.617	38.799	23.460	19.708	1'54.584	298,5	15:42'25.815
15	32.862	30.823	20.440	19.535	1'43.660	297,7	15:44'09.475
16	32.672	**30.782**	20.421	19.367	**1'43.242**	300,2	15:45'52.717
17	32.663	30.818	20.696	19.505	1'43.682	**302,7**	15:47'36.399
18	35.063	30.939	20.481	19.423	1'45.906	298,5	15:49'22.305
19	**32.554**	31.223	20.752	19.592	1'44.121	297,7	15:51'06.426

14° 50 E. LAVERTY (1'43.467)

Lap	Seg.1	Seg.2	Seg.3	Seg.4	Lap Time	km/h	Local Time
1		32.344	21.766	19.581			15:01'52.146
2	32.672	31.066	**20.417**	19.405	1'43.560	300,2	15:03'35.706
3	**32.538**	**30.992**	20.550	19.387	**1'43.467**	304,4	15:05'19.173
4	34.212	31.145	20.669	28.069	1'54.095P	307,8	15:07'13.268
5	7'52.214	32.913	21.693	20.492	9'07.312P		15:16'20.580
6	32.821	31.111	20.639	19.655	1'44.226	307,0	15:18'04.806
7	32.839	31.207	20.897	19.557	1'44.500	305,2	15:19'49.306
8	36.015	32.054	21.119	28.505	1'57.693P	301,0	15:21'46.999
9	9'31.156	32.717	21.655	19.736	10'45.264P		15:32'32.263
10	32.648	31.061	20.692	19.426	1'43.827	**308,7**	15:34'16.090
11	32.699	31.095	20.941	19.461	1'44.196	304,4	15:36'00.286
12	32.751	31.190	20.877	28.347	1'53.165P	303,5	15:37'53.451
13	6'30.386	34.529	21.127	19.627	7'45.669P		15:45'39.120
14	33.501	32.818	21.547	19.634	1'47.500	307,8	15:47'26.620
15	32.569	31.044	20.689	19.399	1'43.701	301,8	15:49'10.321
16	32.610	31.074	20.820	**19.379**	1'43.883	307,0	15:50'54.204

15° 36 L. MERCADO (1'43.579)

Lap	Seg.1	Seg.2	Seg.3	Seg.4	Lap Time	km/h	Local Time
1		33.333	24.281	19.363			15:02'05.149
2	32.868	31.042	20.696	19.446	1'44.052	294,5	15:03'49.201
3	32.887	30.879	20.642	**19.300**	1'43.708	294,5	15:05'32.909
4	32.920	30.924	20.624	19.385	1'43.853	298,5	15:07'16.762
5	32.915	31.007	20.607	19.580	1'44.109	290,5	15:09'00.871
6	34.322	33.574	20.720	19.383	1'47.999	296,1	15:10'48.870
7	32.851	31.460	22.033	28.043	1'54.387P	295,3	15:12'43.257
8	6'57.098	35.157	21.920	19.523	8'13.698P		15:20'56.955

9	32.889	31.134	20.675	19.520	1'44.218	300,2	15:22'41.173
10	32.826	30.984	20.767	19.480	1'44.057	299,3	15:24'25.230
11	32.959	31.186	20.700	19.541	1'44.386	299,3	15:26'09.616
12	33.148	33.035	20.898	28.420	1'55.501P	292,1	15:28'05.117
13	9'57.082	32.982	21.022	19.544	11'10.630P		15:39'15.747
14	32.977	31.016	**20.461**	19.508	1'43.962	300,2	15:40'59.709
15	32.809	**30.819**	20.598	19.353	**1'43.579**	298,5	15:42'43.288
16	**32.767**	30.882	20.573	19.498	1'43.720	299,3	15:44'27.008
17	32.781	30.935	20.581	19.655	1'43.952	**301,0**	15:46'10.960
18	32.837	30.924	20.546	19.588	1'43.895	298,5	15:47'54.855
19	32.786	31.023	20.523	19.644	1'43.976	297,7	15:49'38.831
20	33.112	31.172	20.713	19.814	1'44.811	297,7	15:51'23.642

16° 33 M. MELANDRI (1'43.675)

Lap	Seg.1	Seg.2	Seg.3	Seg.4	Lap Time	km/h	Local Time
1		34.154	21.625	19.598			15:01'58.475
2	33.028	31.652	20.747	19.411	1'44.838	292,9	15:03'43.313
3	32.725	31.246	**20.519**	19.416	1'43.906	296,9	15:05'27.219
4	37.684	31.424	20.710	19.416	1'49.234	297,7	15:07'16.453
5	34.101	32.171	23.181	27.192	1'56.645P	301,0	15:09'13.098
6	15'07.351	32.028	21.005	19.594	16'19.978P		15:25'33.076
7	33.555	31.490	20.800	19.500	1'45.345	301,0	15:27'18.421
8	32.901	31.226	20.839	19.509	1'44.475	301,0	15:29'02.896
9	33.067	32.737	21.450	27.264	1'54.518P	**302,7**	15:30'57.414
10	6'08.930	32.307	20.977	19.554	7'21.768P		15:38'19.182
11	32.767	30.971	20.552	19.429	1'43.719	297,7	15:40'02.901
12	32.910	32.077	24.262	20.606	1'49.855	295,3	15:41'52.756
13	33.176	**30.933**	20.585	19.730	1'44.424	288,2	15:43'37.180
14	32.643	30.966	20.791	**19.292**	1'43.692	295,3	15:45'20.872
15	39.481	32.522	21.889	19.623	1'53.515	300,2	15:47'14.387
16	**32.608**	31.144	20.613	19.310	**1'43.675**	296,1	15:48'58.062
17	33.063	32.409	21.373	19.886	1'46.731	301,0	15:50'44.793

17° 13 T. TAKAHASHI (1'44.560)

Lap	Seg.1	Seg.2	Seg.3	Seg.4	Lap Time	km/h	Local Time
1		32.895	21.556	19.694			15:02'08.916
2	37.587	31.876	21.196	19.587	1'50.246	296,1	15:03'59.162
3	33.364	31.514	21.004	19.515	1'45.397	293,7	15:05'44.559
4	36.383	31.731	21.318	19.727	1'49.159	295,3	15:07'33.718
5	33.351	31.408	24.560	28.485	1'57.804P	292,9	15:09'31.522
6	9'09.718	32.114	21.156	19.669	10'22.657P		15:19'54.179
7	33.367	31.592	20.974	19.652	1'45.585	295,3	15:21'39.764
8	33.271	31.635	20.821	19.645	1'45.372	289,0	15:23'25.136
9	33.188	31.469	20.773	19.523	1'44.953	289,0	15:25'10.089
10	33.958	31.657	21.318	28.549	1'55.482P	293,7	15:27'05.571
11	4'19.451	31.905	20.898	19.691	5'31.945P		15:32'37.516
12	33.003	**31.338**	20.815	**19.473**	1'44.629	**301,0**	15:34'22.145
13	**32.966**	31.379	**20.651**	19.564	**1'44.560**	295,3	15:36'06.705
14	33.212	31.892	21.175	19.634	1'45.913	295,3	15:37'52.618
15	33.057	31.627	21.357	19.786	1'45.827	289,7	15:39'38.445
16	33.685	32.031	21.350	28.723	1'55.789P	292,1	15:41'34.234
17	5'30.209	31.726	20.970	19.684	6'42.589P		15:48'16.823
18	33.025	31.610	20.805	19.729	1'45.169	294,5	15:50'01.992

18° 20 S. BARRIER (1'45.168)

Lap	Seg.1	Seg.2	Seg.3	Seg.4	Lap Time	km/h	Local Time
1		32.308	21.921	19.725			15:02'07.425
2	38.108	32.480	22.320	19.713	1'52.621	**307,0**	15:04'00.046
3	33.498	31.495	21.032	19.676	1'45.701	292,9	15:05'45.747
4	34.511	32.044	21.398	20.691	1'48.644	301,0	15:07'34.391
5	33.314	**31.457**	21.269	19.862	1'45.902	289,7	15:09'20.293
6	33.400	31.913	21.108	19.710	1'46.131	294,5	15:11'06.424
7	35.451	32.472	21.890	28.574	1'58.387P	286,7	15:13'04.811

06/09/2019 P = Pits In/Out - C = Lap Time Cancelled

These data/results cannot be reproduced, stored and/or transmitted in whole or in part by any manner of electronic, mechanical, photocopying, recording, broadcasting or otherwise now known or herein after developed without the previous express consent by the copyright owner, except for reproduction in daily press and regular printed publications on sale to the public within 60 days of the event related to those data/results and always provided that copyright symbol appears together as follows below.
© DORNA WSBK ORGANIZATION Srl 2019

PIRELLI
Official Tyre Supplier
TISSOT
SWISS WATCHES SINCE 1853
Official Timekeeper

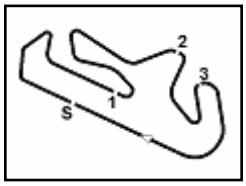

Portimao 4.592 m

Acerbis Portuguese Round, 6-8 September 2019
Chronological Analysis Free Practice 2nd Session

8	14'39.903	32.781	25.322	20.489	15'58.495P		15:29'03.306
9	**32.945**	31.700	21.170	19.666	1'45.481	295,3	15:30'48.787
10	33.092	31.576	21.146	19.618	1'45.432	294,5	15:32'34.219
11	33.366	31.596	20.997	19.740	1'45.699	295,3	15:34'19.918
12	33.031	31.758	23.746	28.078	1'56.613P	299,3	15:36'16.531
13	9'32.032	31.642	21.046	**19.553**	10'44.273P		15:47'00.804
14	33.663	31.763	21.898	19.586	1'46.910	301,0	15:48'47.714
15	33.075	31.517	**20.848**	19.728	**1'45.168**	288,2	15:50'32.882

19° — **23 R. KIYONARI (1'45.354)**

Lap	Seg.1	Seg.2	Seg.3	Seg.4	Lap Time	km/h	Local Time
1		34.019	21.551	19.608			15:02'10.952
2	37.409	32.402	21.331	**19.569**	1'50.711	278,6	15:04'01.663
3	35.541	32.945	21.354	33.013	2'02.853P	285,9	15:06'04.516
4	8'17.718	32.506	21.199	19.696	9'31.119P		15:15'35.635
5	35.137	32.160	21.536	19.636	1'48.469	**295,3**	15:17'24.104
6	38.022	32.237	21.310	19.633	1'51.202	289,0	15:19'15.306
7	33.277	**31.401**	20.945	19.731	**1'45.354**	294,5	15:21'00.660
8	34.624	33.315	21.425	31.995	2'01.359P	279,3	15:23'02.019
9	7'43.550	33.588	21.459	19.715	8'58.312P		15:32'00.331
10	33.248	31.433	20.972	19.743	1'45.396	291,3	15:33'45.727
11	33.280	31.701	21.054	19.619	1'45.654	289,0	15:35'31.381
12	35.417	32.820	22.735	32.137	2'03.109P	281,5	15:37'34.490
13	7'22.690	36.522	21.286	19.951	8'40.449P		15:46'14.939
14	33.556	31.724	21.034	19.733	1'46.047	285,2	15:48'00.986
15	33.742	31.858	21.035	19.693	1'46.328	292,9	15:49'47.314
16	**33.234**	31.637	**20.925**	19.645	1'45.441	289,0	15:51'32.755

20° — **52 A. DELBIANCO (1'45.434)**

Lap	Seg.1	Seg.2	Seg.3	Seg.4	Lap Time	km/h	Local Time
1		34.115	22.184	**19.492**			15:01'58.664
2	33.404	**31.488**	21.029	19.513	**1'45.434**	278,6	15:03'44.098
3	**33.329**	31.993	20.907	19.681	1'45.910	289,0	15:05'30.008
4	33.448	31.769	**20.802**	19.563	1'45.582	287,4	15:07'15.590
5	40.686	33.418	21.167	19.891	1'55.162	**294,5**	15:09'10.752
6	33.425	31.731	20.913	19.739	1'45.808	293,7	15:10'56.560
7	36.554	35.014	21.748	28.392	2'01.708P	271,6	15:12'58.268
8	12'43.349	34.482	21.074	19.835	13'58.740P		15:26'57.008
9	33.514	31.728	21.264	8'14.093	9'40.599P	291,3	15:36'37.607

06/09/2019 P = Pits In/Out - C = Lap Time Cancelled

These data/results cannot be reproduced, stored and/or transmitted in whole or in part by any manner of electronic, mechanical, photocopying, recording, broadcasting or otherwise now known or herein after developed without the previous express consent by the copyright owner, except for reproduction in daily press and regular printed publications on sale to the public within 60 days of the event related to those data/results and always provided that copyright symbol appears together as follows below.
© DORNA WSBK ORGANIZATION Srl 2019

PIRELLI
Official Tyre Supplier
TISSOT
SWISS WATCHES SINCE 1853
Official Timekeeper