

## Acerbis Portuguese Round, 6-8 September 2019

### Free Practices Combined Results after FP2

No.	Rider	Nat	Team	Bike	Class	FP1	FP2	FP3	Time	Gap	Rel.	Avg	LL
1	<b>64 F. CARICASULO</b>	ITA	BARDAHL Evan Bros. WorldSSP Team	Yamaha YZF R6		1'45.892	<b>1'45.160</b>		<b>1'45.160</b>			157,200	31
2	<b>21 R. KRUMMENACHER</b>	SUI	BARDAHL Evan Bros. WorldSSP Team	Yamaha YZF R6		1'45.498	1'45.757		<b>1'45.498</b>	0.338	0.338	156,697	29
3	<b>16 J. CLUZEL</b>	FRA	GMT94 YAMAHA	Yamaha YZF R6		1'45.777	<b>1'45.706</b>		<b>1'45.706</b>	0.546	0.208	156,388	34
4	<b>86 A. BADOVINI</b>	ITA	Team Pedercini Racing	Kawasaki ZX-6R		1'46.410	<b>1'46.030</b>		<b>1'46.030</b>	0.870	0.324	155,911	30
5	<b>32 I. VINALES</b>	ESP	Kallio Racing	Yamaha YZF R6		1'46.111	<b>1'46.034</b>		<b>1'46.034</b>	0.874	0.004	155,905	33
6	<b>44 L. MAHIAS</b>	FRA	Kawasaki Puccetti Racing	Kawasaki ZX-6R		1'46.103	1'46.109		<b>1'46.103</b>	0.943	0.069	155,803	29
7	<b>3 R. DE ROSA</b>	ITA	MV AGUSTA Reparto Corse	MV Agusta F3 675		1'46.142	1'46.279		<b>1'46.142</b>	0.982	0.039	155,746	21
8	<b>78 H. OKUBO</b>	JPN	Kawasaki Puccetti Racing	Kawasaki ZX-6R		1'46.816	<b>1'46.152</b>		<b>1'46.152</b>	0.992	0.010	155,731	27
9	<b>11 K. SMITH</b>	GBR	Team Pedercini Racing	Kawasaki ZX-6R	ESS	1'46.388	1'46.408		<b>1'46.388</b>	1.228	0.236	155,386	29
10	<b>94 C. PEROLARI</b>	FRA	GMT94 YAMAHA	Yamaha YZF R6		1'46.522	1'46.717		<b>1'46.522</b>	1.362	0.134	155,190	31
11	<b>95 J. DANILO</b>	FRA	CIA Landlord Insurance Honda	Honda CBR600RR		1'46.577	1'47.050		<b>1'46.577</b>	1.417	0.055	155,110	28
12	<b>84 L. CRESSON</b>	BEL	Kallio Racing	Yamaha YZF R6		1'47.283	<b>1'47.238</b>		<b>1'47.238</b>	2.078	0.661	154,154	30
13	<b>56 P. SEBESTYEN</b>	HUN	CIA Landlord Insurance Honda	Honda CBR600RR		1'47.258	1'47.702		<b>1'47.258</b>	2.098	0.020	154,126	35
14	<b>71 M. PONS</b>	ESP	H43 Team NOBBY TALASUR-BLUMAQ	Yamaha YZF R6		1'47.893	<b>1'47.441</b>		<b>1'47.441</b>	2.281	0.183	153,863	32
15	<b>74 J. VAN SIKKELERUS</b>	NED	MPM WILSport Racedays	Honda CBR600RR		1'47.797	<b>1'47.638</b>		<b>1'47.638</b>	2.478	0.197	153,581	30
16	<b>47 R. HARTOG</b>	NED	Team Hartog - Against Cancer	Kawasaki ZX-6R		1'47.790	1'48.068		<b>1'47.790</b>	2.630	0.152	153,365	30
17	<b>4 C. STANGE</b>	GER	GEMAR - Ciociaria Corse WorldSSP Team	Honda CBR600RR		1'48.051	<b>1'47.856</b>		<b>1'47.856</b>	2.696	0.066	153,271	27
18	<b>31 D. VALLE</b>	ESP	MS Racing	Yamaha YZF R6		1'48.432	<b>1'47.948</b>		<b>1'47.948</b>	2.788	0.092	153,140	35
19	<b>10 N. CALERO</b>	ESP	Orelac Racing VerdNatura	Kawasaki ZX-6R		1'49.472	<b>1'48.070</b>		<b>1'48.070</b>	2.910	0.122	152,968	24
20	<b>22 F. FULIGNI</b>	ITA	MV AGUSTA Reparto Corse	MV Agusta F3 675		1'48.338	<b>1'48.075</b>		<b>1'48.075</b>	2.915	0.005	152,960	31
21	<b>30 G. VAN STRAALLEN</b>	NED	EAB Racing Team	Kawasaki ZX-6R		1'48.751	<b>1'48.368</b>		<b>1'48.368</b>	3.208	0.293	152,547	34
22	<b>6 M. HERRERA</b>	ESP	Kallio Racing	Yamaha YZF R6		1'48.518	1'48.720		<b>1'48.518</b>	3.358	0.150	152,336	31
23	<b>53 G. SCONZA</b>	ITA	GEMAR - Ciociaria Corse WorldSSP Team	Honda CBR600RR		1'52.351	<b>1'51.087</b>		<b>1'51.087</b>	5.927	2.569	148,813	28
24	<b>40 A. GYORFI</b>	HUN	Team Toth	Yamaha YZF R6		1'52.557	<b>1'51.501</b>		<b>1'51.501</b>	6.341	0.414	148,261	30
25	<b>67 G. MATERN</b>	FRA	Flembbo Leader Team	Kawasaki ZX-6R	ESS	1'51.926	<b>1'51.790</b>		<b>1'51.790</b>	6.630	0.289	147,877	24
26	<b>65 M. CANDUCCI</b>	ITA	DK MOTORSPORT	Yamaha YZF R6	ESS	1'51.868	1'52.066		<b>1'51.868</b>	6.708	0.078	147,774	29

06/09/2019

These data/results cannot be reproduced, stored and/or transmitted in whole or in part by any manner of electronic, mechanical, photocopying, recording, broadcasting or otherwise now known or herein after developed without the previous express consent by the copyright owner, except for reproduction in daily press and regular printed publications on sale to the public within 60 days of the event related to those data/results and always provided that copyright symbol appears together as follows below.

© DORNA WSBK ORGANIZATION Srl 2019

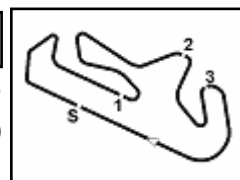
FICR PERUGIA TIMING



Official Tyre Supplier



Official Timekeeper



Portimao 4.592 m

1 / 2

## Acerbis Portuguese Round, 6-8 September 2019

### Results Free Practice 2nd Session

No.	Rider	Nat	Team	Bike	Class	Time	Gap	Rel.	Laps	Speed	
										Avg	Max
1	64 F. CARICASULO	ITA	BARDAHL Evan Bros. WorldSSP Team	Yamaha YZF R6		<b>1'45.160</b>			16	157,200	<b>278,6</b>
2	16 J. CLUZEL	FRA	GMT94 YAMAHA	Yamaha YZF R6		<b>1'45.706</b>	0.546	0.546	17	156,388	<b>275,7</b>
3	21 R. KRUMMENACHER	SUI	BARDAHL Evan Bros. WorldSSP Team	Yamaha YZF R6		<b>1'45.757</b>	0.597	0.051	14	156,313	<b>275,7</b>
4	86 A. BADOVINI	ITA	Team Pedercini Racing	Kawasaki ZX-6R		<b>1'46.030</b>	0.870	0.273	15	155,911	<b>272,3</b>
5	32 I. VINALES	ESP	Kallio Racing	Yamaha YZF R6		<b>1'46.034</b>	0.874	0.004	16	155,905	<b>280,0</b>
6	44 L. MAHIAS	FRA	Kawasaki Puccetti Racing	Kawasaki ZX-6R		<b>1'46.109</b>	0.949	0.075	14	155,795	<b>272,9</b>
7	78 H. OKUBO	JPN	Kawasaki Puccetti Racing	Kawasaki ZX-6R		<b>1'46.152</b>	0.992	0.043	13	155,731	<b>272,9</b>
8	3 R. DE ROSA	ITA	MV AGUSTA Reparto Corse	MV Agusta F3 675		<b>1'46.279</b>	1.119	0.127	16	155,545	<b>268,9</b>
9	11 K. SMITH	GBR	Team Pedercini Racing	Kawasaki ZX-6R	ESS	<b>1'46.408</b>	1.248	0.129	15	155,357	<b>273,6</b>
10	94 C. PEROLARI	FRA	GMT94 YAMAHA	Yamaha YZF R6		<b>1'46.717</b>	1.557	0.309	16	154,907	<b>275,7</b>
11	95 J. DANILO	FRA	CIA Landlord Insurance Honda	Honda CBR600RR		<b>1'47.050</b>	1.890	0.333	12	154,425	<b>275,0</b>
12	84 L. CRESSON	BEL	Kallio Racing	Yamaha YZF R6		<b>1'47.238</b>	2.078	0.188	15	154,154	<b>277,8</b>
13	71 M. PONS	ESP	H43 Team NOBBY TALASUR-BLUMAQ	Yamaha YZF R6		<b>1'47.441</b>	2.281	0.203	14	153,863	<b>272,3</b>
14	74 J. VAN SIKKELERUS	NED	MPM WILSport Racedays	Honda CBR600RR		<b>1'47.638</b>	2.478	0.197	16	153,581	<b>270,2</b>
15	56 P. SEBESTYEN	HUN	CIA Landlord Insurance Honda	Honda CBR600RR		<b>1'47.702</b>	2.542	0.064	17	153,490	<b>270,2</b>
16	4 C. STANGE	GER	GEMAR - Ciociaria Corse WorldSSP Team	Honda CBR600RR		<b>1'47.856</b>	2.696	0.154	12	153,271	<b>263,0</b>
17	31 D. VALLE	ESP	MS Racing	Yamaha YZF R6		<b>1'47.948</b>	2.788	0.092	18	153,140	<b>272,9</b>
18	47 R. HARTOG	NED	Team Hartog - Against Cancer	Kawasaki ZX-6R		<b>1'48.068</b>	2.908	0.120	16	152,970	<b>268,9</b>
19	10 N. CALERO	ESP	Orelac Racing VerdNatura	Kawasaki ZX-6R		<b>1'48.070</b>	2.910	0.002	14	152,968	<b>275,7</b>
20	22 F. FULIGNI	ITA	MV AGUSTA Reparto Corse	MV Agusta F3 675		<b>1'48.075</b>	2.915	0.005	16	152,960	<b>270,2</b>
21	30 G. VAN STRAALEN	NED	EAB Racing Team	Kawasaki ZX-6R		<b>1'48.368</b>	3.208	0.293	17	152,547	<b>270,2</b>
22	6 M. HERRERA	ESP	Kallio Racing	Yamaha YZF R6		<b>1'48.720</b>	3.560	0.352	15	152,053	<b>276,4</b>
23	53 G. SCONZA	ITA	GEMAR - Ciociaria Corse WorldSSP Team	Honda CBR600RR		<b>1'51.087</b>	5.927	2.367	12	148,813	<b>265,6</b>
24	40 A. GYORFI	HUN	Team Toth	Yamaha YZF R6		<b>1'51.501</b>	6.341	0.414	16	148,261	<b>270,9</b>
25	67 G. MATERN	FRA	Flembbo Leader Team	Kawasaki ZX-6R	ESS	<b>1'51.790</b>	6.630	0.289	12	147,877	<b>254,4</b>
26	65 M. CANDUCCI	ITA	DK MOTORSPORT	Yamaha YZF R6	ESS	<b>1'52.066</b>	6.906	0.276	14	147,513	<b>275,0</b>

Qualifying Lap Time (107% of 1'45.160): 1'52.522

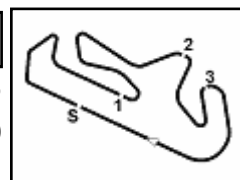
AIR	Humidity:	46%	Temp:	30°C
TRACK	Condition:	Dry	Temp:	46°C

Records	Pole (QP)	2015	J.Cluzel	1'44.554	158,110	Km/h
	Race (RC)	2010	M.Pirro	1'45.180	157,170	Km/h
	All Times (QP)	2015	J.Cluzel	1'44.554	158,110	Km/h

Start 06/09/2019 16:00 End 16:47 The results are provisional until the end of the time limit for protests and appeals and the completion of the technical checks.

These data/results cannot be reproduced, stored and/or transmitted in whole or in part by any manner of electronic, mechanical, photocopying, recording, broadcasting or otherwise now known or herein after developed without the previous express consent by the copyright owner, except for reproduction in daily press and regular printed publications on sale to the public within 60 days of the event related to those data/results and always provided that copyright symbol appears together as follows below.

© DORNA WSBK ORGANIZATION Srl 2019



## Acerbis Portuguese Round, 6-8 September 2019

### Results Free Practice 2nd Session

#### Session Highlights

Local Time	No. Rider	Description
16.00.00		Start
16.05.00		WorldSSP Pit Intervention Time: 1min 14secs
16.05.17	78 H. OKUBO	Crashed - Turn 5
16.05.26	78 H. OKUBO	Re-joined
16.07.30	10 N. CALERO	Current Lap Cancelled - Exceeded Track Limits - Turn 4
16.07.39	95 J. DANILO	Current Lap Cancelled - Exceeded Track Limits - Turn 4
16.10.54	30 G. VAN STRAALEN	Current Lap Cancelled - Exceeded Track Limits - Turn 4
16.18.13	30 G. VAN STRAALEN	Current Lap Cancelled - Exceeded Track Limits - Turn 4
16.37.00	95 J. DANILO	Crashed - Turn 8
16.37.12	44 L. MAHIAS	On Asphalt - Re-Joined - Turn 2
16.37.19	95 J. DANILO	Re-joined
16.39.34	22 F. FULIGNI	Current Lap Cancelled - Exceeded Track Limits - Turn 4
16.39.41	95 J. DANILO	BLACK FLAG - Doesn't enter pit lane after crash (art. 1.21.5)
16.40.48	11 K. SMITH	Current Lap Cancelled - Exceeded Track Limits - Turn 4
16.40.54	67 G. MATERN	Current Lap Cancelled - Exceeded Track Limits - Turn 4
16.41.20	32 I. VINALES	Current Lap Cancelled - Exceeded Track Limits - Turn 4
16.42.19	71 M. PONS	On the Gravel - Turn 4
16.44.02	94 C. PEROLARI	On Asphalt - Re-Joined - Turn 5
16.45.36	86 A. BADOVINI	Current Lap Cancelled - Exceeded Track Limits - Turn 4
16.46.50	4 C. STANGE	Crashed - Turn 13
16.47.12		End Of Session

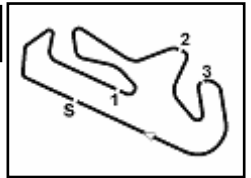
#### Fastest Laps Sequence

No.	Rider	Nat	Team	Bike	Local Time	Time	Gap	Avg
64	F. CARICASULO	ITA	BARDAHL Evan Bros. WorldSSP Team	Yamaha YZF R6	16:03'40.502	<b>1'46.476</b>		155,258
64	F. CARICASULO	ITA	BARDAHL Evan Bros. WorldSSP Team	Yamaha YZF R6	16:05'26.822	<b>1'46.320</b>	-0.156	155,485
64	F. CARICASULO	ITA	BARDAHL Evan Bros. WorldSSP Team	Yamaha YZF R6	16:07'12.905	<b>1'46.083</b>	-0.237	155,833
21	R. KRUMMENACHER	SUI	BARDAHL Evan Bros. WorldSSP Team	Yamaha YZF R6	16:36'19.757	<b>1'45.757</b>	-0.326	156,313
64	F. CARICASULO	ITA	BARDAHL Evan Bros. WorldSSP Team	Yamaha YZF R6	16:43'17.162	<b>1'45.160</b>	-0.597	157,200

Start 06/09/2019 16:00 End 16:47 The results are provisional until the end of the time limit for protests and appeals and the completion of the technical checks.

These data/results cannot be reproduced, stored and/or transmitted in whole or in part by any manner of electronic, mechanical, photocopying, recording, broadcasting or otherwise now known or herein after developed without the previous express consent by the copyright owner, except for reproduction in daily press and regular printed publications on sale to the public within 60 days of the event related to those data/results and always provided that copyright symbol appears together as follows below.

© DORNA WSBK ORGANIZATION Srl 2019



## Acerbis Portuguese Round, 6-8 September 2019

### Best Sectors & Speed Free Practice 2nd Session

BEST LAP			
1	64 F. CARICASULO	Yamaha YZF R6	1'45.160
2	16 J. CLUZEL	Yamaha YZF R6	1'45.706
3	21 R. KRUMMENACHER	Yamaha YZF R6	1'45.757
4	86 A. BADOVINI	Kawasaki ZX-6R	1'46.030
5	32 I. VINALES	Yamaha YZF R6	1'46.034
6	44 L. MAHIAS	Kawasaki ZX-6R	1'46.109
7	78 H. OKUBO	Kawasaki ZX-6R	1'46.152
8	3 R. DE ROSA	MV Agusta F3 675	1'46.279
9	11 K. SMITH	Kawasaki ZX-6R	1'46.408
10	94 C. PEROLARI	Yamaha YZF R6	1'46.717
11	95 J. DANILO	Honda CBR600RR	1'47.050
12	84 L. CRESSON	Yamaha YZF R6	1'47.238
13	71 M. PONS	Yamaha YZF R6	1'47.441
14	74 J. VAN SIKKELERUS	Honda CBR600RR	1'47.638
15	56 P. SEBESTYEN	Honda CBR600RR	1'47.702
16	4 C. STANGE	Honda CBR600RR	1'47.856
17	31 D. VALLE	Yamaha YZF R6	1'47.948
18	47 R. HARTOG	Kawasaki ZX-6R	1'48.068
19	10 N. CALERO	Kawasaki ZX-6R	1'48.070
20	22 F. FULIGNI	MV Agusta F3 675	1'48.075
21	30 G. VAN STRAALEN	Kawasaki ZX-6R	1'48.368
22	6 M. HERRERA	Yamaha YZF R6	1'48.720
23	53 G. SCONZA	Honda CBR600RR	1'51.087
24	40 A. GYORFI	Yamaha YZF R6	1'51.501
25	67 G. MATERN	Kawasaki ZX-6R	1'51.790
26	65 M. CANDUCCI	Yamaha YZF R6	1'52.066

SPEED			
1	32 I. VINALES	Yamaha YZF R6	280,0
2	64 F. CARICASULO	Yamaha YZF R6	278,6
3	84 L. CRESSON	Yamaha YZF R6	277,8
4	6 M. HERRERA	Yamaha YZF R6	276,4
5	10 N. CALERO	Kawasaki ZX-6R	275,7
6	94 C. PEROLARI	Yamaha YZF R6	275,7
7	21 R. KRUMMENACHER	Yamaha YZF R6	275,7
8	16 J. CLUZEL	Yamaha YZF R6	275,7
9	95 J. DANILO	Honda CBR600RR	275,0
10	65 M. CANDUCCI	Yamaha YZF R6	275,0
11	11 K. SMITH	Kawasaki ZX-6R	273,6
12	44 L. MAHIAS	Kawasaki ZX-6R	272,9
13	31 D. VALLE	Yamaha YZF R6	272,9
14	78 H. OKUBO	Kawasaki ZX-6R	272,9
15	71 M. PONS	Yamaha YZF R6	272,3
16	86 A. BADOVINI	Kawasaki ZX-6R	272,3
17	40 A. GYORFI	Yamaha YZF R6	270,9
18	56 P. SEBESTYEN	Honda CBR600RR	270,2
19	30 G. VAN STRAALEN	Kawasaki ZX-6R	270,2
20	22 F. FULIGNI	MV Agusta F3 675	270,2
21	74 J. VAN SIKKELERUS	Honda CBR600RR	270,2
22	47 R. HARTOG	Kawasaki ZX-6R	268,9
23	3 R. DE ROSA	MV Agusta F3 675	268,9
24	53 G. SCONZA	Honda CBR600RR	265,6
25	4 C. STANGE	Honda CBR600RR	263,0
26	67 G. MATERN	Kawasaki ZX-6R	254,4

SEG. 1			SEG. 2			SEG. 3			SEG. 4		
1	64 F. CARICASULO	33.439	1	64 F. CARICASULO	31.301	1	64 F. CARICASULO	20.584	1	94 C. PEROLARI	19.742
2	16 J. CLUZEL	33.588	2	86 A. BADOVINI	31.330	2	44 L. MAHIAS	20.681	2	64 F. CARICASULO	19.753
3	78 H. OKUBO	33.735	3	21 R. KRUMMENACHER	31.340	3	32 I. VINALES	20.712	3	16 J. CLUZEL	19.776
4	32 I. VINALES	33.756	4	16 J. CLUZEL	31.369	4	3 R. DE ROSA	20.752	4	11 K. SMITH	19.782
5	21 R. KRUMMENACHER	33.808	5	32 I. VINALES	31.375	5	21 R. KRUMMENACHER	20.770	5	78 H. OKUBO	19.796
6	86 A. BADOVINI	33.864	6	44 L. MAHIAS	31.495	6	78 H. OKUBO	20.819	6	21 R. KRUMMENACHER	19.833
7	44 L. MAHIAS	33.871	7	3 R. DE ROSA	31.517	7	16 J. CLUZEL	20.838	7	86 A. BADOVINI	19.864
8	3 R. DE ROSA	33.909	8	11 K. SMITH	31.668	8	11 K. SMITH	20.858	8	3 R. DE ROSA	19.865
9	95 J. DANILO	34.016	9	94 C. PEROLARI	31.683	9	86 A. BADOVINI	20.868	9	95 J. DANILO	19.919
10	11 K. SMITH	34.055	10	78 H. OKUBO	31.703	10	71 M. PONS	20.913	10	32 I. VINALES	19.920
11	94 C. PEROLARI	34.059	11	71 M. PONS	31.851	11	95 J. DANILO	20.921	11	84 L. CRESSON	19.940
12	84 L. CRESSON	34.215	12	84 L. CRESSON	31.911	12	56 P. SEBESTYEN	21.015	12	31 D. VALLE	19.958
13	74 J. VAN SIKKELERUS	34.219	13	56 P. SEBESTYEN	31.928	13	4 C. STANGE	21.018	13	30 G. VAN STRAALEN	19.962
14	47 R. HARTOG	34.269	14	95 J. DANILO	31.948	14	94 C. PEROLARI	21.030	14	44 L. MAHIAS	19.976
15	22 F. FULIGNI	34.339	15	74 J. VAN SIKKELERUS	32.031	15	74 J. VAN SIKKELERUS	21.034	15	4 C. STANGE	20.003
16	31 D. VALLE	34.343	16	31 D. VALLE	32.063	16	10 N. CALERO	21.083	16	10 N. CALERO	20.004
17	71 M. PONS	34.364	17	47 R. HARTOG	32.099	17	84 L. CRESSON	21.117	17	56 P. SEBESTYEN	20.012
18	10 N. CALERO	34.427	18	30 G. VAN STRAALEN	32.129	18	6 M. HERRERA	21.236	18	6 M. HERRERA	20.078
19	56 P. SEBESTYEN	34.500	19	4 C. STANGE	32.185	19	22 F. FULIGNI	21.274	19	74 J. VAN SIKKELERUS	20.111
20	4 C. STANGE	34.590	20	22 F. FULIGNI	32.218	20	31 D. VALLE	21.278	20	47 R. HARTOG	20.138
21	6 M. HERRERA	34.607	21	10 N. CALERO	32.241	21	30 G. VAN STRAALEN	21.288	21	71 M. PONS	20.156
22	30 G. VAN STRAALEN	34.706	22	6 M. HERRERA	32.274	22	47 R. HARTOG	21.322	22	22 F. FULIGNI	20.168
23	65 M. CANDUCCI	35.649	23	53 G. SCONZA	33.010	23	53 G. SCONZA	21.739	23	53 G. SCONZA	20.378
24	53 G. SCONZA	35.657	24	67 G. MATERN	33.071	24	67 G. MATERN	21.809	24	67 G. MATERN	20.604
25	67 G. MATERN	35.707	25	40 A. GYORFI	33.247	25	40 A. GYORFI	21.861	25	40 A. GYORFI	20.623
26	40 A. GYORFI	35.728	26	65 M. CANDUCCI	33.280	26	65 M. CANDUCCI	22.006	26	65 M. CANDUCCI	20.675

06/09/2019

These data/results cannot be reproduced, stored and/or transmitted in whole or in part by any manner of electronic, mechanical, photocopying, recording, broadcasting or otherwise now known or herein after developed without the previous express consent by the copyright owner, except for reproduction in daily press and regular printed publications on sale to the public within 60 days of the event related to those data/results and always provided that copyright symbol appears together as follows below.

© DORNA WSBK ORGANIZATION Srl 2019

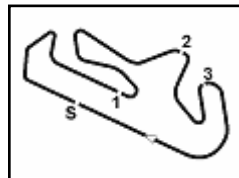
FICR PERUGIA TIMING



Official Tyre Supplier



Official Timekeeper



Portimao 4.592 m

## Acerbis Portuguese Round, 6-8 September 2019

### Ideal Times Free Practice 2nd Session

No.	Rider	Nat	Bike	Seg. 1	Seg. 2	Seg. 3	Seg. 4	Ideal Time		
				Diff. 1	Diff. 2	Diff. 3	Diff. 4	Best Lap	Pos.	Diff.
1	<b>64 F. CARICASULO</b>	ITA	Yamaha YZF R6	<b>33.439</b> +0.083	<b>31.301</b>	<b>20.584</b>	19.753	<b>1'45.077</b> 1'45.160	1	0.083
2	<b>16 J. CLUZEL</b>	FRA	Yamaha YZF R6	33.588	31.369	20.838	19.776 +0.135	<b>1'45.571</b> 1'45.706	2	0.135
3	<b>21 R. KRUMMENACHER</b>	SUI	Yamaha YZF R6	33.808	31.340	20.770 +0.004	19.833 +0.002	<b>1'45.751</b> 1'45.757	3	0.006
4	<b>32 I. VINALES</b>	ESP	Yamaha YZF R6	33.756	31.375 +0.151	20.712	19.920 +0.120	<b>1'45.763</b> 1'46.034	5	0.271
5	<b>86 A. BADOVINI</b>	ITA	Kawasaki ZX-6R	33.864 +0.017	31.330	20.868 +0.087	19.864	<b>1'45.926</b> 1'46.030	4	0.104
6	<b>44 L. MAHIAS</b>	FRA	Kawasaki ZX-6R	33.871 +0.086	31.495	20.681	19.976	<b>1'46.023</b> 1'46.109	6	0.086
7	<b>3 R. DE ROSA</b>	ITA	MV Agusta F3 675	33.909	31.517	20.752 +0.190	19.865 +0.046	<b>1'46.043</b> 1'46.279	8	0.236
8	<b>78 H. OKUBO</b>	JPN	Kawasaki ZX-6R	33.735	31.703 +0.090	20.819 +0.009	19.796	<b>1'46.053</b> 1'46.152	7	0.099
9	<b>11 K. SMITH</b>	GBR	Kawasaki ZX-6R	34.055	31.668	20.858 +0.045	19.782	<b>1'46.363</b> 1'46.408	9	0.045
10	<b>94 C. PEROLARI</b>	FRA	Yamaha YZF R6	34.059 +0.045	31.683 +0.018	21.030	<b>19.742</b> +0.140	<b>1'46.514</b> 1'46.717	10	0.203
11	<b>95 J. DANILO</b>	FRA	Honda CBR600RR	34.016	31.948 +0.017	20.921 +0.032	19.919 +0.197	<b>1'46.804</b> 1'47.050	11	0.246
12	<b>84 L. CRESSON</b>	BEL	Yamaha YZF R6	34.215	31.911	21.117 +0.051	19.940 +0.004	<b>1'47.183</b> 1'47.238	12	0.055
13	<b>71 M. PONS</b>	ESP	Yamaha YZF R6	34.364 +0.057	31.851	20.913 +0.028	20.156 +0.072	<b>1'47.284</b> 1'47.441	13	0.157
14	<b>74 J. VAN SIKKELERUS</b>	NED	Honda CBR600RR	34.219 +0.043	32.031	21.034	20.111 +0.200	<b>1'47.395</b> 1'47.638	14	0.243
15	<b>56 P. SEBESTYEN</b>	HUN	Honda CBR600RR	34.500	31.928	21.015 +0.080	20.012 +0.167	<b>1'47.455</b> 1'47.702	15	0.247
16	<b>31 D. VALLE</b>	ESP	Yamaha YZF R6	34.343 +0.190	32.063	21.278	19.958 +0.116	<b>1'47.642</b> 1'47.948	17	0.306
17	<b>10 N. CALERO</b>	ESP	Kawasaki ZX-6R	34.427	32.241 +0.059	21.083	20.004 +0.256	<b>1'47.755</b> 1'48.070	19	0.315
18	<b>4 C. STANGE</b>	GER	Honda CBR600RR	34.590	32.185 +0.020	21.018 +0.014	20.003 +0.026	<b>1'47.796</b> 1'47.856	16	0.060
19	<b>47 R. HARTOG</b>	NED	Kawasaki ZX-6R	34.269	32.099	21.322	20.138 +0.240	<b>1'47.828</b> 1'48.068	18	0.240
20	<b>22 F. FULIGNI</b>	ITA	MV Agusta F3 675	34.339	32.218 +0.021	21.274 +0.014	20.168 +0.041	<b>1'47.999</b> 1'48.075	20	0.076
21	<b>30 G. VAN STRAALLEN</b>	NED	Kawasaki ZX-6R	34.706 +0.276	32.129	21.288 +0.001	19.962 +0.006	<b>1'48.085</b> 1'48.368	21	0.283
22	<b>6 M. HERRERA</b>	ESP	Yamaha YZF R6	34.607	32.274	21.236 +0.232	20.078 +0.293	<b>1'48.195</b> 1'48.720	22	0.525
23	<b>53 G. SCONZA</b>	ITA	Honda CBR600RR	35.657 +0.182	33.010	21.739 +0.011	20.378 +0.110	<b>1'50.784</b> 1'51.087	23	0.303
24	<b>67 G. MATERN</b>	FRA	Kawasaki ZX-6R	35.707	33.071 +0.054	21.809 +0.149	20.604 +0.396	<b>1'51.191</b> 1'51.790	25	0.599
25	<b>40 A. GYORFI</b>	HUN	Yamaha YZF R6	35.728 +0.033	33.247	21.861 +0.009	20.623	<b>1'51.459</b> 1'51.501	24	0.042
26	<b>65 M. CANDUCCI</b>	ITA	Yamaha YZF R6	35.649	33.280 +0.252	22.006 +0.008	20.675 +0.196	<b>1'51.610</b> 1'52.066	26	0.456
<b>Overall Ideal Time</b>				<b>33.439</b>	<b>31.301</b>	<b>20.584</b>	<b>19.742</b>	<b>1'45.066</b>		

06/09/2019

These data/results cannot be reproduced, stored and/or transmitted in whole or in part by any manner of electronic, mechanical, photocopying, recording, broadcasting or otherwise now known or herein after developed without the previous express consent by the copyright owner, except for reproduction in daily press and regular printed publications on sale to the public within 60 days of the event related to those data/results and always provided that copyright symbol appears together as follows below.

© DORNA WSBK ORGANIZATION Srl 2019

FICR PERUGIA TIMING

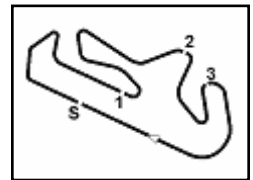


Official Tyre Supplier



Official Timekeeper





Portimao 4.592 m

1 / 4

1° 64 F. CARICASULO (1'45.160)							
Lap	Seg.1	Seg.2	Seg.3	Seg.4	Lap Time	km/h	Local Time
1		32.473	21.319	19.999			16:01'54.026
2	33.806	31.878	20.867	19.925	1'46.476	273,6	16:03'40.502
3	33.872	31.492	20.949	20.007	1'46.320	276,4	16:05'26.822
4	33.746	31.509	20.899	19.929	1'46.083	277,1	16:07'12.905
5	33.525	31.673	20.943	20.118	1'46.259	276,4	16:08'59.164
6	33.824	31.579	20.943	20.055	1'46.401	274,3	16:10'45.565
7	33.897	35.212	22.014	30.460	2'01.583P	272,3	16:12'47.148
8	11'07.458	33.545	21.752	20.242	12'22.997P		16:25'10.145
9	34.072	31.598	21.481	26.951	1'54.102	272,9	16:27'04.247
10	33.895	31.853	20.953	19.966	1'46.667	270,9	16:28'50.914
11	33.817	31.535	20.872	20.127	1'46.351	274,3	16:30'37.265
12	33.753	31.626	20.851	19.989	1'46.219	275,7	16:32'23.484
13	33.718	31.701	20.797	20.032	1'46.248	275,7	16:34'09.732
14	34.671	32.504	21.670	28.844	1'57.689P	275,7	16:36'07.421
15	4'12.353	31.598	20.841	19.789	5'24.581P		16:41'32.002
16	33.522	<b>31.301</b>	<b>20.584</b>	<b>19.753</b>	<b>1'45.160</b>	275,7	16:43'17.162
17	<b>33.439</b>	31.538	20.633	19.989	1'45.599	<b>278,6</b>	16:45'02.761

2° 16 J. CLUZEL (1'45.706)							
Lap	Seg.1	Seg.2	Seg.3	Seg.4	Lap Time	km/h	Local Time
1		33.759	22.368	20.456			16:03'20.832
2	34.478	31.961	21.014	20.117	1'47.570	266,9	16:05'08.402
3	34.065	31.642	20.894	20.143	1'46.744	268,9	16:06'55.146
4	34.073	32.043	21.366	20.289	1'47.771	270,9	16:08'42.917
5	34.016	31.664	21.001	19.992	1'46.673	269,6	16:10'29.590
6	34.078	32.341	21.965	20.340	1'48.724	269,6	16:12'18.314
7	33.821	31.545	20.950	19.947	1'46.263	268,9	16:14'04.577
8	33.916	31.691	21.018	20.014	1'46.639	272,3	16:15'51.216
9	33.919	31.617	20.969	20.063	1'46.568	272,3	16:17'37.784
10	33.750	35.207	21.106	20.146	1'50.209	274,3	16:19'27.993
11	34.762	33.823	21.364	26.676	1'56.625P	<b>275,7</b>	16:21'24.618
12	11'36.184	34.285	21.500	20.257	12'52.226P		16:34'16.844
13	34.021	31.726	21.085	19.955	1'46.787	270,2	16:36'03.631
14	33.922	31.465	20.936	<b>19.776</b>	1'46.099	272,9	16:37'49.730
15	33.657	31.424	21.238	26.158	1'52.477	275,0	16:39'42.207
16	33.799	42.681	22.142	20.268	1'58.890	272,3	16:41'41.097
17	33.768	31.957	21.163	19.960	1'46.848	273,6	16:43'27.945
18	<b>33.588</b>	<b>31.369</b>	<b>20.838</b>	19.911	<b>1'45.706</b>	275,0	16:45'13.651

3° 21 R. KRUMMENACHER (1'45.757)							
Lap	Seg.1	Seg.2	Seg.3	Seg.4	Lap Time	km/h	Local Time
1		33.110	23.076	19.907			16:02'17.333
2	34.221	31.828	21.123	19.961	1'47.133	273,6	16:04'04.466
3	34.332	32.709	21.229	20.181	1'48.451	270,9	16:05'52.917
4	34.071	32.193	21.296	32.594	2'00.154P	<b>275,7</b>	16:07'53.071
5	9'47.323	32.476	21.111	20.140	11'01.050P		16:18'54.121
6	34.038	31.698	21.017	20.102	1'46.855	268,9	16:20'40.976
7	33.975	31.688	20.902	20.041	1'46.606	268,9	16:22'27.582
8	38.030	34.218	22.661	29.196	2'04.105P	261,7	16:24'31.687
9	8'47.234	32.770	22.028	20.281	10'02.313P		16:34'34.000
10	<b>33.808</b>	<b>31.340</b>	20.774	19.835	<b>1'45.757</b>	264,3	16:36'19.757
11	40.029	35.151	24.979	24.194	2'04.353	268,9	16:38'24.110
12	34.978	37.351	21.947	21.153	1'55.429	263,0	16:40'19.539
13	38.222	32.206	20.917	20.015	1'51.360	269,6	16:42'10.899
14	33.980	33.363	22.690	19.937	1'49.970	270,9	16:44'00.869
15	33.939	31.414	<b>20.770</b>	<b>19.833</b>	1'45.956	270,9	16:45'46.825

4° 86 A. BADOVINI (1'46.030)							
Lap	Seg.1	Seg.2	Seg.3	Seg.4	Lap Time	km/h	Local Time
1		33.072	22.462	20.243			16:02'30.936
2	34.285	31.570	20.949	19.998	1'46.802	266,9	16:04'17.738

3	34.452	32.019	21.056	19.971	1'47.498	270,2	16:06'05.236
4	42.332	32.935	21.521	20.117	1'56.905	<b>272,3</b>	16:08'02.141
5	34.180	31.472	21.140	19.952	1'46.744	268,9	16:09'48.885
6	34.451	31.737	21.062	19.917	1'47.167	268,2	16:11'36.052
7	33.977	31.639	21.252	19.952	1'46.820	268,9	16:13'22.872
8	36.410	33.151	22.043	31.138	2'02.742P	268,9	16:15'25.614
9	10'19.539	32.267	21.165	20.844	11'33.815P		16:26'59.429
10	37.711	33.370	20.929	19.919	1'51.929	266,2	16:28'51.358
11	34.233	31.622	20.998	19.977	1'46.830	<b>272,3</b>	16:30'38.188
12	33.971	32.681	28.441	30.899	2'05.992P	268,9	16:32'44.180
13	6'35.534	33.540	22.498	20.245	7'51.817P		16:40'35.997
14	34.008	31.531	<b>20.868</b>	19.955	1'46.362	268,2	16:42'22.359
15	33.881	<b>31.330</b>	20.955	<b>19.864</b>	<b>1'46.030</b>	267,6	16:44'08.389
16	<b>33.864</b>	36.069	22.085	20.997	1'53.015C	<b>272,3</b>	16:46'01.404

5° 32 I. VINALES (1'46.034)							
Lap	Seg.1	Seg.2	Seg.3	Seg.4	Lap Time	km/h	Local Time
1		33.185	22.589	20.078			16:02'20.001
2	34.242	31.695	20.864	<b>19.920</b>	1'46.721	272,3	16:04'06.722
3	33.861	32.886	30.988	23.279	2'01.014	<b>280,0</b>	16:06'07.736
4	33.807	31.519	20.799	19.981	1'46.106	276,4	16:07'53.842
5	34.473	31.663	20.962	20.017	1'47.115	274,3	16:09'40.957
6	34.022	31.763	22.790	20.171	1'48.746	272,9	16:11'29.703
7	34.043	31.852	20.972	20.045	1'46.912	272,9	16:13'16.615
8	36.304	33.304	21.989	29.526	2'01.123P	273,6	16:15'17.738
9	11'37.684	33.333	26.375	20.069	12'57.461P		16:28'15.199
10	34.330	32.219	22.321	20.467	1'49.337	273,6	16:30'04.536
11	34.241	31.963	20.770	20.081	1'47.055	273,6	16:31'51.591
12	34.484	32.845	21.842	28.750	1'57.921P	276,4	16:33'49.512
13	3'09.582	35.072	28.026	24.197	4'36.877P		16:38'26.389
14	33.919	31.634	20.760	19.931	1'46.244	275,7	16:40'12.633
15	33.810	<b>31.375</b>	20.658	20.686	1'46.529C	275,0	16:41'59.162
16	33.953	31.508	20.764	20.025	1'46.250	275,0	16:43'45.412
17	<b>33.756</b>	31.526	<b>20.712</b>	20.040	<b>1'46.034</b>	277,1	16:45'31.446

6° 44 L. MAHIAS (1'46.109)							
Lap	Seg.1	Seg.2	Seg.3	Seg.4	Lap Time	km/h	Local Time
1		32.309	21.117	20.453			16:02'51.979
2	34.401	32.011	20.885	20.369	1'47.666	264,3	16:04'39.645
3	34.148	31.887	21.103	20.377	1'47.515	268,9	16:06'27.160
4	37.223	33.026	22.256	27.404	1'59.909P	266,9	16:08'27.069
5	6'13.807	32.065	21.025	20.169	7'27.066P		16:15'54.135
6	33.957	<b>31.495</b>	<b>20.681</b>	<b>19.976</b>	<b>1'46.109</b>	268,2	16:17'40.244
7	<b>33.871</b>	31.549	20.809	20.042	1'46.271	<b>272,9</b>	16:19'26.515
8	35.505	32.326	20.769	20.040	1'48.640	272,3	16:21'15.155
9	34.280	32.416	20.947	19.999	1'47.642	271,6	16:23'02.797
10	34.111	31.964	21.148	20.403	1'47.626	270,9	16:24'50.423
11	34.221	31.928	20.711	27.467	1'54.327P	271,6	16:26'44.750
12	6'41.912	31.864	21.186	20.197	7'55.159P		16:34'39.909
13	34.099	31.870	20.824	20.245	1'47.038	267,6	16:36'26.947
14	56.324	33.111	20.799	20.240	2'10.474	267,6	16:38'37.421
15	1'23.771	38.697	22.449	34.122	2'59.039P	266,2	16:41'36.460

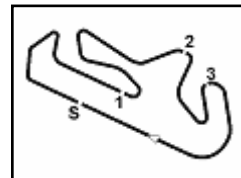
7° 78 H. OKUBO (1'46.152)							
Lap	Seg.1	Seg.2	Seg.3	Seg.4	Lap Time	km/h	Local Time
1		33.908	29.563	20.713			16:02'21.597
2	34.523	31.911	21.114	20.026	1'47.574	267,6	16:04'09.171
3	34.098	1'18.528	28.176	32.185	2'52.987P	<b>272,9</b>	16:07'02.158
4	13'43.259	32.526	22.395	20.308	14'58.488P		16:22'00.646
5	34.899	32.586	23.354	32.418	2'03.257P	264,3	16:24'03.903
6	2'55.844	32.521	21.482	20.277	4'10.124P		16:28'14.027
7	34.326	32.035	21.094	20.155	1'47.610	265,6	16:30'01.637
8	34.005	31.812	20.965	20.114	1'46.896	268,2	16:31'48.533

06/09/2019 P = Pits In/Out - C = Lap Time Cancelled

These data/results cannot be reproduced, stored and/or transmitted in whole or in part by any manner of electronic, mechanical, photocopying, recording, broadcasting or otherwise now known or herein after developed without the previous express consent by the copyright owner, except for reproduction in daily press and regular printed publications on sale to the public within 60 days of the event related to those data/results and always provided that copyright symbol appears together as follows below.

© DORNA WSBK ORGANIZATION Srl 2019





Portimao 4.592 m

2 / 4

## Acerbis Portuguese Round, 6-8 September 2019

### Chronological Analysis Free Practice 2nd Session

Lap	Seg.1	Seg.2	Seg.3	Seg.4	Lap Time	km/h	Local Time
9	36.085	36.408	22.016	29.323	2'03.832P	268,9	16:33'52.365
10	4'05.952	40.156	25.279	20.205	5'31.592P		16:39'23.957
11	34.242	35.451	21.758	20.118	1'51.569	266,9	16:41'15.526
12	34.051	<b>31.703</b>	<b>20.819</b>	19.975	1'46.548	269,6	16:43'02.074
13	<b>33.735</b>	31.793	20.828	<b>19.796</b>	<b>1'46.152</b>	271,6	16:44'48.226
14	34.080	32.084	23.206	20.147	1'49.517	<b>272,9</b>	16:46'37.743

8° 3 R. DE ROSA (1'46.279)							
Lap	Seg.1	Seg.2	Seg.3	Seg.4	Lap Time	km/h	Local Time
1		34.604	21.914	20.258			16:03'07.253
2	34.655	31.995	21.125	20.283	1'48.058	267,6	16:04'55.311
3	34.105	31.611	20.937	20.080	1'46.733	<b>268,9</b>	16:06'42.044
4	34.220	31.623	20.870	20.130	1'46.843	<b>268,9</b>	16:08'28.887
5	34.009	31.674	20.828	20.134	1'46.645	266,9	16:10'15.532
6	34.196	31.860	21.110	20.149	1'47.315	264,9	16:12'02.847
7	34.167	31.696	20.946	20.096	1'46.905	266,9	16:13'49.752
8	38.077	33.656	21.982	30.788	2'04.503P	241,9	16:15'54.255
9	5'09.550	36.103	24.292	25.365	6'35.310P		16:22'29.565
10	34.746	31.856	23.312	20.244	1'50.158	264,9	16:24'19.723
11	34.205	31.821	21.034	20.060	1'47.120	261,7	16:26'06.843
12	34.169	31.670	21.141	20.117	1'47.097	264,9	16:27'53.940
13	36.823	34.167	22.582	30.187	2'03.759P	255,0	16:29'57.699
14	8'49.837	40.203	29.586	24.825	10'24.451P		16:40'22.150
15	34.330	31.758	<b>20.752</b>	<b>19.865</b>	1'46.705	266,9	16:42'08.855
16	<b>33.909</b>	<b>31.517</b>	20.942	19.111	<b>1'46.279</b>	<b>268,9</b>	16:43'55.134
17	34.059	31.654	20.976	20.012	1'46.701	<b>268,9</b>	16:45'41.835

9° 11 K. SMITH (1'46.408)							
Lap	Seg.1	Seg.2	Seg.3	Seg.4	Lap Time	km/h	Local Time
1		33.954	21.928	20.237			16:02'02.120
2	34.863	32.104	21.389	20.082	1'48.438	268,9	16:03'50.558
3	34.283	31.855	<b>20.858</b>	20.153	1'47.149	267,6	16:05'37.707
4	34.075	31.687	21.083	19.994	1'46.839	269,6	16:07'24.546
5	36.292	32.028	21.506	29.266	1'59.092P	268,9	16:09'23.638
6	6'51.776	32.278	21.131	20.131	8'05.316P		16:17'28.954
7	34.070	31.947	21.014	19.992	1'47.023	267,6	16:19'15.977
8	35.362	32.215	21.308	28.899	1'57.784P	265,6	16:21'13.761
9	11'31.874	32.288	21.139	20.147	12'45.448P		16:33'59.209
10	<b>34.055</b>	<b>31.668</b>	20.903	<b>19.782</b>	<b>1'46.408</b>	268,2	16:35'45.617
11	35.109	31.787	21.235	19.966	1'48.097	270,2	16:37'33.714
12	34.072	31.883	20.969	19.876	1'46.800	270,2	16:39'20.514
13	38.269	32.151	21.038	20.032	1'51.490C	268,2	16:41'12.004
14	34.071	31.690	21.054	19.999	1'46.814	268,2	16:42'58.818
15	34.201	32.050	24.417	20.005	1'50.673	269,6	16:44'49.491
16	34.181	31.817	21.062	20.046	1'47.106	<b>273,6</b>	16:46'36.597

10° 94 C. PEROLARI (1'46.717)							
Lap	Seg.1	Seg.2	Seg.3	Seg.4	Lap Time	km/h	Local Time
1		37.892	24.190	20.449			16:02'14.566
2	34.363	32.394	21.355	20.057	1'48.169	266,9	16:04'02.735
3	34.212	31.996	21.151	19.909	1'47.268	270,9	16:05'50.003
4	35.828	36.721	23.447	21.769	1'57.765	<b>275,7</b>	16:07'47.768
5	<b>34.059</b>	<b>31.683</b>	21.098	19.962	1'46.802	270,2	16:09'34.570
6	34.229	31.975	21.183	<b>19.742</b>	1'47.129	272,9	16:11'21.699
7	34.255	32.204	21.308	20.056	1'47.823	272,9	16:13'09.522
8	34.190	31.995	21.295	20.118	1'47.598	270,2	16:14'57.120
9	37.302	33.828	22.856	29.701	2'03.687P	268,9	16:17'00.807
10	14'01.274	39.496	25.687	20.121	15'26.578P		16:32'27.385
11	34.104	31.701	<b>21.030</b>	19.882	<b>1'46.717</b>	266,9	16:34'14.102
12	34.111	31.712	21.087	19.978	1'46.888	269,6	16:36'00.990
13	34.321	32.210	22.130	20.000	1'48.661	269,6	16:37'49.651
14	34.066	31.792	21.044	19.943	1'46.845	266,2	16:39'36.496
15	34.366	32.199	21.352	20.266	1'48.183	268,2	16:41'24.679

11° 95 J. DANILO (1'47.050)							
Lap	Seg.1	Seg.2	Seg.3	Seg.4	Lap Time	km/h	Local Time
1		33.201	22.115	20.288			16:02'17.217
2	34.678	32.164	20.968	<b>19.919</b>	1'47.729	269,6	16:04'04.946
3	34.236	32.730	21.163	20.373	1'48.502	<b>275,0</b>	16:05'53.448
4	34.017	32.289	21.792	20.227	1'48.325C	<b>275,0</b>	16:07'41.773
5	34.020	32.268	<b>20.921</b>	20.356	1'47.565	270,2	16:09'29.338
6	34.062	35.713	21.409	29.350	2'00.534P	268,9	16:11'29.872
7	7'24.052	32.788	21.253	20.135	8'38.228P		16:20'08.100
8	34.135	32.116	21.067	20.217	1'47.535	267,6	16:21'55.635
9	34.092	<b>31.948</b>	21.211	20.059	1'47.310	268,2	16:23'42.945
10	<b>34.016</b>	31.965	20.953	20.116	<b>1'47.050</b>	268,2	16:25'29.995
11	38.216	33.546	21.885	29.405	2'03.052P	265,6	16:27'33.047
12	8'31.670	2'14.558	24.218	20.776	11'31.222P		16:39'04.269
13	35.501	32.903	21.207	20.109	1'49.720C	265,6	16:40'53.989

12° 84 L. CRESSON (1'47.238)							
Lap	Seg.1	Seg.2	Seg.3	Seg.4	Lap Time	km/h	Local Time
1		34.044	26.060	20.750			16:02'12.524
2	39.874	32.032	21.213	20.129	1'53.248	269,6	16:04'05.772
3	34.581	32.026	<b>21.117</b>	20.071	1'47.795	275,0	16:05'53.567
4	34.565	32.282	21.678	23.931	1'52.456	<b>277,8</b>	16:07'46.023
5	34.385	32.167	21.254	20.076	1'47.882	270,9	16:09'33.905
6	34.553	31.960	21.128	20.014	1'47.655	271,6	16:11'21.560
7	36.856	32.463	22.140	27.597	1'59.056P	272,3	16:13'20.616
8	12'25.015	32.395	21.274	20.416	13'39.100P		16:26'59.716
9	34.495	38.700	21.419	20.020	1'54.634	263,7	16:28'54.350
10	34.351	32.044	21.255	20.078	1'47.728	272,3	16:30'42.078
11	34.709	32.323	21.826	26.822	1'55.680P	274,3	16:32'37.758
12	5'17.340	35.575	21.981	20.119	6'35.015P		16:39'12.773
13	34.461	31.957	21.223	20.042	1'47.683	268,9	16:41'00.456
14	40.153	38.125	21.201	<b>19.940</b>	1'59.419	273,6	16:42'59.875
15	<b>34.215</b>	<b>31.911</b>	21.168	19.944	<b>1'47.238</b>	274,3	16:44'47.113
16	34.351	31.965	21.251	20.021	1'47.588	272,3	16:46'34.701

13° 71 M. PONS (1'47.441)							
Lap	Seg.1	Seg.2	Seg.3	Seg.4	Lap Time	km/h	Local Time
1		32.604	21.244	20.174			16:01'54.627
2	34.857	32.277	21.193	20.390	1'48.717	269,6	16:03'43.344
3	34.769	32.066	20.956	20.190	1'47.981	270,9	16:05'31.325
4	34.512	32.148	21.095	20.262	1'48.017	<b>272,3</b>	16:07'19.342
5	34.457	32.272	21.002	20.232	1'47.963	269,6	16:09'07.305
6	<b>34.364</b>	31.939	21.581	20.458	1'48.342	268,2	16:10'55.647
7	34.638	32.099	20.948	20.259	1'47.944	268,9	16:12'43.591
8	34.609	32.135	21.076	28.521	1'56.341P	268,9	16:14'39.932
9	5'19.971	32.657	21.067	20.533	6'34.228P		16:21'14.160
10	34.614	32.013	<b>20.913</b>	20.466	1'48.006	266,9	16:23'02.166
11	34.490	31.969	21.059	20.558	1'48.076	267,6	16:24'50.242
12	34.699	31.886	21.062	20.174	1'47.821	270,9	16:26'38.063
13	37.563	32.968	21.562	29.445	2'01.538P	260,5	16:28'39.601
14	9'51.837	34.695	21.095	<b>20.156</b>	11'07.783P		16:39'47.384
15	34.421	<b>31.851</b>	20.941	20.228	<b>1'47.441</b>	264,9	16:41'34.825

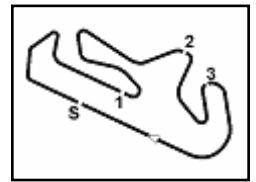
  

14° 74 J. VAN SIKKELERUS (1'47.638)							
Lap	Seg.1	Seg.2	Seg.3	Seg.4	Lap Time	km/h	Local Time
1		34.271	26.766	20.388			16:02'05.436
2	37.616	39.394	24.908	<b>20.111</b>	2'02.029	256,2	16:04'07.465
3	34.497	32.529	21.452	20.253	1'48.731	265,6	16:05'56.196
4	34.432	32.528	21.683	28.413	1'57.056P	269,6	16:07'53.252
5	9'20.337	34.443	23.768	20.489	10'39.037P		16:18'32.289

06/09/2019 P = Pits In/Out - C = Lap Time Cancelled

These data/results cannot be reproduced, stored and/or transmitted in whole or in part by any manner of electronic, mechanical, photocopying, recording, broadcasting or otherwise now known or herein after developed without the previous express consent by the copyright owner, except for reproduction in daily press and regular printed publications on sale to the public within 60 days of the event related to those data/results and always provided that copyright symbol appears together as follows below.

© DORNA WSBK ORGANIZATION Srl 2019



## Acerbis Portuguese Round, 6-8 September 2019

### Chronological Analysis Free Practice 2nd Session

Portimao 4.592 m

3 / 4

6	34.526	32.335	21.621	20.419	1'48.901	267,6	16:20'21.190	12	38.289	37.107	23.500	30.324	2'09.220P	266,9	16:27'01.968
7	34.908	32.375	21.690	20.633	1'49.606	263,0	16:22'10.796	13	5'07.918	39.486	32.663	29.787	6'49.854P		16:33'51.822
8	39.846	49.704	24.701	20.710	2'14.961	262,4	16:24'25.757	14	1'06.537	37.154	21.946	20.335	2'25.972P		16:36'17.794
9	34.967	32.487	21.421	20.406	1'49.281	261,1	16:26'15.038	15	34.882	32.465	21.465	20.058	1'48.870	264,9	16:38'06.664
10	38.568	38.024	23.028	20.288	1'59.908	262,4	16:28'14.946	16	34.536	32.392	21.396	20.147	1'48.471	270,2	16:39'55.135
11	34.313	32.123	21.111	20.352	1'47.899	266,9	16:30'02.845	17	34.816	35.670	22.133	20.296	1'52.915	268,2	16:41'48.050
12	34.262	<b>32.031</b>	<b>21.034</b>	20.311	<b>1'47.638</b>	268,9	16:31'50.483	18	34.553	32.250	21.346	20.131	1'48.280	271,6	16:43'36.330
13	34.591	35.495	21.994	27.251	1'59.331P	267,6	16:33'49.814	19	34.533	<b>32.063</b>	<b>21.278</b>	20.074	<b>1'47.948</b>	<b>272,9</b>	16:45'24.278
14	4'37.338	33.829	21.877	20.956	5'54.000P		16:39'43.814								
15	<b>34.219</b>	32.351	21.255	20.345	1'48.170	268,2	16:41'31.984								
16	34.348	34.129	28.874	20.352	1'57.703	267,6	16:43'29.687								
17	35.831	38.478	21.509	20.317	1'56.135	<b>270,2</b>	16:45'25.822								

15° 56 P. SEBESTYEN (1'47.702)							
Lap	Seg.1	Seg.2	Seg.3	Seg.4	Lap Time	km/h	Local Time
1		34.307	22.040	20.250			16:02'03.088
2	35.499	32.387	21.650	20.097	1'49.633	<b>270,2</b>	16:03'52.721
3	35.114	32.259	21.197	<b>20.012</b>	1'48.582	265,6	16:05'41.303
4	34.891	32.361	21.271	20.044	1'48.567	266,9	16:07'29.870
5	43.855	34.948	21.192	20.217	2'00.212	263,0	16:09'30.082
6	34.717	32.355	21.167	20.241	1'48.480	264,9	16:11'18.562
7	34.545	32.358	21.217	20.148	1'48.268	263,7	16:13'06.830
8	34.692	31.956	21.089	20.210	1'47.947	263,7	16:14'54.777
9	37.839	35.909	22.019	30.491	2'06.258P	264,3	16:17'01.035
10	12'21.650	35.646	21.051	20.044	13'38.391P		16:30'39.426
11	35.917	32.203	21.246	20.366	1'49.732	267,6	16:32'29.158
12	34.539	32.279	21.134	20.195	1'48.147	264,9	16:34'17.305
13	<b>34.500</b>	<b>31.928</b>	21.095	20.179	<b>1'47.702</b>	268,2	16:36'05.007
14	34.649	32.065	24.301	20.955	1'51.970	266,2	16:37'56.977
15	34.816	40.174	26.806	20.336	2'02.132	263,7	16:39'59.109
16	34.666	32.131	21.129	20.315	1'48.241	265,6	16:41'47.350
17	34.597	32.087	21.237	20.177	1'48.098	265,6	16:43'35.448
18	34.615	32.029	<b>21.015</b>	20.264	1'47.923	266,2	16:45'23.371

18° 47 R. HARTOG (1'48.068)							
Lap	Seg.1	Seg.2	Seg.3	Seg.4	Lap Time	km/h	Local Time
1		33.843	23.137	20.548			16:02'02.918
2	36.138	32.951	22.380	20.385	1'51.854	263,0	16:03'54.772
3	35.044	32.734	21.507	20.346	1'49.631	<b>268,9</b>	16:05'44.403
4	35.373	32.631	21.561	20.241	1'49.806	267,6	16:07'34.209
5	34.902	32.614	21.671	30.932	2'00.119P	<b>268,9</b>	16:09'34.328
6	6'32.948	38.036	24.048	20.433	7'55.465P		16:17'29.793
7	34.776	32.668	23.862	20.482	1'51.788	268,2	16:19'21.581
8	35.465	32.345	22.035	20.341	1'50.186	267,6	16:21'11.767
9	34.614	32.173	21.521	20.228	1'48.536	266,2	16:23'00.303
10	37.178	34.302	21.647	20.348	1'53.475	264,3	16:24'53.778
11	35.932	33.366	22.824	29.466	2'01.588P	267,6	16:26'55.366
12	8'26.166	33.414	21.950	20.424	9'41.954P		16:36'37.320
13	34.711	32.528	21.384	<b>20.138</b>	1'48.761	264,3	16:38'26.081
14	34.677	32.240	21.480	20.634	1'49.031	264,3	16:40'15.112
15	36.237	33.523	22.762	22.166	1'54.688	265,6	16:42'09.800
16	<b>34.269</b>	<b>32.099</b>	<b>21.322</b>	20.378	<b>1'48.068</b>	267,6	16:43'57.868
17	34.470	32.114	21.489	20.267	1'48.340	266,9	16:45'46.208

16° 4 C. STANGE (1'47.856)							
Lap	Seg.1	Seg.2	Seg.3	Seg.4	Lap Time	km/h	Local Time
1		33.480	21.973	20.366			16:02'00.062
2	37.699	32.655	21.674	20.047	1'52.075	259,9	16:03'52.137
3	34.945	32.408	21.119	20.009	1'48.481	<b>263,0</b>	16:05'40.618
4	34.781	32.396	21.360	<b>20.003</b>	1'48.540	262,4	16:07'29.158
5	34.740	32.274	21.040	20.117	1'48.171	<b>263,0</b>	16:09'17.329
6	38.201	33.110	21.689	27.841	2'00.841P	257,4	16:11'18.170
7	8'23.943	33.558	21.708	20.180	9'39.389P		16:20'57.559
8	34.837	32.359	21.191	20.112	1'48.499	258,6	16:22'46.058
9	34.732	<b>32.185</b>	<b>21.018</b>	20.012	1'47.947	258,6	16:24'34.005
10	34.848	32.327	21.023	20.179	1'48.377	256,2	16:26'22.382
11	36.569	35.733	22.225	28.193	2'02.720P	255,0	16:28'25.102
12	13'48.179	32.813	21.456	20.258	15'02.706P		16:43'27.808
13	<b>34.590</b>	32.205	21.032	20.029	<b>1'47.856</b>	262,4	16:45'15.664

19° 10 N. CALERO (1'48.070)							
Lap	Seg.1	Seg.2	Seg.3	Seg.4	Lap Time	km/h	Local Time
1		33.829	24.094	21.767			16:02'11.887
2	35.942	33.624	21.773	20.289	1'51.628	266,2	16:04'03.515
3	34.936	32.732	21.354	20.304	1'49.326	<b>275,7</b>	16:05'52.841
4	35.100	32.358	21.787	20.577	1'49.822C	<b>268,2</b>	16:07'42.663
5	34.842	32.731	21.355	20.332	1'49.260	268,2	16:09'31.923
6	37.929	32.853	22.397	29.519	2'02.698P	254,4	16:11'34.621
7	14'07.955	36.124	21.295	20.057	15'25.431P		16:27'00.052
8	34.673	33.285	22.076	20.744	1'50.778	270,2	16:28'50.830
9	34.896	32.284	21.124	20.234	1'48.538	259,2	16:30'39.368
10	36.281	32.325	21.284	20.124	1'50.014	266,9	16:32'29.382
11	34.769	<b>32.241</b>	21.544	20.244	1'48.798	261,1	16:34'18.180
12	34.613	32.339	21.329	20.328	1'48.609	268,9	16:36'06.789
13	46.853	35.543	24.977	32.222	2'19.595P	254,4	16:38'26.384
14	4'26.622	33.510	22.362	<b>20.004</b>	5'42.498P		16:44'08.882
15	<b>34.427</b>	32.300	<b>21.083</b>	20.260	<b>1'48.070</b>	272,3	16:45'56.952

17° 31 D. VALLE (1'47.948)							
Lap	Seg.1	Seg.2	Seg.3	Seg.4	Lap Time	km/h	Local Time
1		33.893	24.121	20.363			16:02'00.777
2	37.121	32.783	21.748	19.998	1'51.650	270,2	16:03'52.427
3	34.975	32.389	21.317	<b>19.958</b>	1'48.639	253,8	16:05'41.066
4	34.617	32.447	21.397	20.017	1'48.478	<b>272,9</b>	16:07'29.544
5	34.838	32.315	21.324	20.051	1'48.528	265,6	16:09'18.072
6	37.576	34.571	25.390	30.139	2'07.676P	269,6	16:11'25.748
7	4'50.533	33.300	21.719	20.243	6'05.795P		16:17'31.543
8	<b>34.343</b>	32.494	21.521	20.199	1'48.557	270,9	16:19'20.100
9	38.908	33.919	21.420	20.279	1'54.526	269,6	16:21'14.626
10	34.541	32.647	21.589	20.346	1'49.123	271,6	16:23'03.749
11	34.750	32.413	21.594	20.242	1'48.999	267,6	16:24'52.748

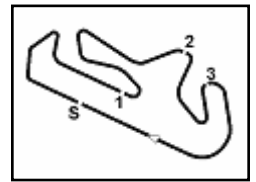
20° 22 F. FULIGNI (1'48.075)							
Lap	Seg.1	Seg.2	Seg.3	Seg.4	Lap Time	km/h	Local Time
1		34.259	22.247	20.777			16:02'34.240
2	35.620	33.192	21.864	20.698	1'51.374	264,3	16:04'25.614
3	35.398	32.996	21.612	20.494	1'50.500	264,3	16:06'16.114
4	35.022	32.596	21.576	20.248	1'49.442	268,2	16:08'05.556
5	34.851	34.053	22.030	29.290	2'00.224P	266,9	16:10'05.780
6	8'14.191	33.917	21.881	20.606	9'30.595P		16:19'36.375
7	35.172	32.753	21.496	20.418	1'49.839	264,3	16:21'26.214
8	34.958	32.496	21.431	20.335	1'49.220	267,6	16:23'15.434
9	34.634	32.425	21.428	20.329	1'48.816	266,9	16:25'04.250
10	35.527	32.870	22.813	29.425	2'00.635P	267,6	16:27'04.885
11	6'02.486	33.010	22.070	20.550	7'18.116P		16:34'23.001
12	34.754	32.224	23.147	20.431	1'50.556	261,7	16:36'13.557
13	37.642	32.764	23.373	20.717	1'54.496	265,6	16:38'08.053
14	34.448	32.543	21.262	20.319	1'48.572C	<b>270,2</b>	16:39'56.625

06/09/2019 P = Pits In/Out - C = Lap Time Cancelled

These data/results cannot be reproduced, stored and/or transmitted in whole or in part by any manner of electronic, mechanical, photocopying, recording, broadcasting or otherwise now known or herein after developed without the previous express consent by the copyright owner, except for reproduction in daily press and regular printed publications on sale to the public within 60 days of the event related to those data/results and always provided that copyright symbol appears together as follows below.

© DORNA WSBK ORGANIZATION Srl 2019





## Acerbis Portuguese Round, 6-8 September 2019

### Chronological Analysis Free Practice 2nd Session

Portimao 4.592 m

4 / 4

15	34.463	<b>32.218</b>	<b>21.274</b>	<b>20.168</b>	1'48.123	269,6	16:41'44.748
16	<b>34.339</b>	32.239	21.288	20.209	<b>1'48.075</b>	267,6	16:43'32.823
17	34.621	32.444	21.995	21.777	1'50.837	269,6	16:45'23.660

2	36.321	34.487	22.509	21.044	1'54.361	264,9	16:04'17.767
3	36.264	33.880	22.050	20.885	1'53.079	266,2	16:06'10.846
4	35.941	33.776	22.315	20.647	1'52.679	<b>270,9</b>	16:08'03.525
5	35.908	35.933	22.801	31.610	2'06.252P	268,2	16:10'09.777
6	5'37.527	37.447	24.381	21.219	7'00.574P		16:17'10.351
7	36.016	33.689	22.378	20.778	1'52.861	264,9	16:19'03.212
8	35.933	33.615	22.153	20.745	1'52.446	269,6	16:20'55.658
9	39.948	38.768	24.735	25.921	2'09.372	267,6	16:23'05.030
10	35.938	33.613	<b>21.861</b>	20.826	1'52.238	266,9	16:24'57.268
11	38.325	38.313	26.163	32.428	2'15.229P	266,2	16:27'12.497
12	7'54.607	40.716	28.934	21.757	9'26.014P		16:36'38.511
13	35.979	33.826	25.201	25.025	2'00.031	266,9	16:38'38.542
14	<b>35.728</b>	33.261	21.977	20.713	1'51.679	263,0	16:40'30.221
15	35.802	<b>33.247</b>	22.030	21.138	1'52.217	268,9	16:42'22.438
16	39.642	39.340	27.426	20.914	2'07.322	260,5	16:44'29.760
17	35.761	<b>33.247</b>	21.870	<b>20.623</b>	<b>1'51.501</b>	268,2	16:46'21.261

21° 30 G. VAN STRAALLEN (1'48.368)							
Lap	Seg.1	Seg.2	Seg.3	Seg.4	Lap Time	km/h	Local Time
1		34.930	22.084	20.311			16:02'04.161
2	35.836	33.319	22.163	20.122	1'51.440	262,4	16:03'55.601
3	35.262	32.772	21.536	<b>19.962</b>	1'49.532	264,9	16:05'45.133
4	35.603	32.557	<b>21.288</b>	20.139	1'49.587	<b>270,2</b>	16:07'34.720
5	35.133	32.793	21.634	20.026	1'49.586	<b>270,2</b>	16:09'24.306
6	35.405	32.492	21.591	20.023	1'49.511C	264,9	16:11'13.817
7	35.529	32.713	21.756	28.459	1'58.457P	261,1	16:13'12.274
8	8'46.119	32.610	21.899	20.141	10'00.769CP		16:23'13.043
9	35.090	32.695	21.574	20.013	1'49.372	268,2	16:25'02.415
10	35.144	32.275	22.693	28.615	1'58.727P	263,0	16:27'01.142
11	5'40.446	32.761	21.486	20.134	6'54.827P		16:33'55.969
12	34.911	32.157	21.299	20.094	1'48.461	268,2	16:35'44.430
13	35.031	32.596	21.483	20.115	1'49.225	266,9	16:37'33.655
14	<b>34.706</b>	39.713	22.085	20.518	1'57.022	263,0	16:39'30.677
15	35.253	32.497	21.343	20.236	1'49.329	264,3	16:41'20.006
16	35.051	32.337	21.519	20.040	1'48.947	263,7	16:43'08.953
17	34.982	<b>32.129</b>	21.289	19.968	<b>1'48.368</b>	268,2	16:44'57.321
18	39.100	33.620	23.763	33.848	2'10.331P	263,7	16:47'07.652

25° 67 G. MATERN (1'51.790)							
Lap	Seg.1	Seg.2	Seg.3	Seg.4	Lap Time	km/h	Local Time
1		41.180	22.716	20.787			16:06'03.085
2	36.507	33.449	22.174	<b>20.604</b>	1'52.734	253,8	16:07'55.819
3	<b>35.707</b>	33.125	21.958	21.000	<b>1'51.790</b>	<b>254,4</b>	16:09'47.609
4	37.214	34.000	22.200	29.234	2'02.648P	250,3	16:11'50.257
5	5'36.470	34.094	22.405	21.072	6'54.041P		16:18'44.298
6	36.207	33.336	22.153	20.973	1'52.669	249,7	16:20'36.967
7	38.698	33.318	22.420	21.017	1'55.453	248,5	16:22'32.420
8	36.108	33.535	22.300	28.653	2'00.596P	250,8	16:24'33.016
9	10'02.242	33.962	22.245	21.013	11'19.462P		16:35'52.478
10	36.032	33.305	<b>21.809</b>	20.930	1'52.076	251,4	16:37'44.554
11	36.302	<b>33.071</b>	21.850	20.844	1'52.067	252,0	16:39'36.621
12	35.965	33.105	21.601	20.806	1'51.477C	252,6	16:41'28.098
13	48.663	33.698	27.290	29.287	2'18.938P	252,0	16:43'47.036

22° 6 M. HERRERA (1'48.720)							
Lap	Seg.1	Seg.2	Seg.3	Seg.4	Lap Time	km/h	Local Time
1		35.903	22.138	20.453			16:02'04.731
2	35.330	33.345	21.583	20.438	1'50.696	266,9	16:03'55.427
3	34.941	32.521	21.483	<b>20.078</b>	1'49.023	<b>276,4</b>	16:05'44.450
4	<b>34.607</b>	<b>32.274</b>	21.468	20.371	<b>1'48.720</b>	275,7	16:07'33.170
5	35.612	33.595	21.654	31.076	2'01.937P	272,9	16:09'35.107
6	8'33.566	33.371	21.709	20.564	9'49.210P		16:19'24.317
7	38.566	34.147	22.236	20.716	1'55.665	270,2	16:21'19.982
8	34.856	32.539	22.291	20.421	1'50.107	268,2	16:23'10.089
9	34.951	32.506	21.418	20.465	1'49.340	269,6	16:24'59.429
10	34.893	34.702	21.814	30.105	2'01.514P	272,9	16:27'00.943
11	7'59.684	32.908	21.487	20.313	9'14.392P		16:36'15.335
12	35.350	33.006	<b>21.236</b>	20.463	1'50.055	270,2	16:38'05.390
13	34.880	32.360	21.441	20.354	1'49.035	270,2	16:39'54.425
14	35.002	35.541	21.779	29.945	2'02.267P	274,3	16:41'56.692
15	1'16.900	32.744	21.748	21.038	2'32.430P		16:44'29.122
16	34.934	32.665	21.785	20.770	1'50.154	270,9	16:46'19.276

26° 65 M. CANDUCCI (1'52.066)							
Lap	Seg.1	Seg.2	Seg.3	Seg.4	Lap Time	km/h	Local Time
1		34.804	22.580	20.727			16:02'03.933
2	35.773	<b>33.280</b>	22.882	<b>20.675</b>	1'52.610	271,6	16:03'56.543
3	<b>35.649</b>	33.532	22.014	20.871	<b>1'52.066</b>	272,3	16:05'48.609
4	36.114	34.136	22.528	30.989	2'03.767P	<b>275,0</b>	16:07'52.376
5	9'19.913	35.134	23.653	21.047	10'39.747P		16:18'32.123
6	35.925	33.759	22.421	21.029	1'53.134	252,6	16:20'25.257
7	35.765	33.778	22.167	20.950	1'52.660	264,3	16:22'17.917
8	35.695	33.800	22.303	21.010	1'52.808	260,5	16:24'10.725
9	36.522	40.690	22.787	30.174	2'10.173P	261,7	16:26'20.898
10	9'12.317	34.903	22.971	21.524	10'31.715P		16:36'52.613
11	36.234	34.088	22.130	21.002	1'53.454	260,5	16:38'46.067
12	35.983	33.753	22.174	20.956	1'52.866	264,3	16:40'38.933
13	36.988	34.288	22.156	21.207	1'54.639	263,0	16:42'33.572
14	35.773	34.030	22.146	21.177	1'53.126	263,7	16:44'26.698
15	36.010	33.674	<b>22.006</b>	20.876	1'52.566	266,2	16:46'19.264

23° 53 G. SCONZA (1'51.087)							
Lap	Seg.1	Seg.2	Seg.3	Seg.4	Lap Time	km/h	Local Time
1		36.187	22.677	20.588			16:02'04.737
2	36.614	33.541	22.057	20.609	1'52.821	252,6	16:03'57.558
3	36.315	33.417	21.968	<b>20.378</b>	1'52.078	259,2	16:05'49.636
4	35.700	34.141	22.325	20.761	1'52.927	<b>265,6</b>	16:07'42.563
5	36.115	33.850	22.194	20.400	1'52.559	255,0	16:09'35.122
6	35.701	41.442	24.718	30.275	2'12.136P	264,9	16:11'47.258
7	8'15.128	34.053	22.659	20.662	9'32.502P		16:21'19.760
8	36.018	33.477	22.074	20.488	1'52.057	256,8	16:23'11.817
9	<b>35.657</b>	33.120	22.488	20.449	1'51.714	259,2	16:25'03.531
10	35.839	<b>33.010</b>	21.750	20.488	<b>1'51.087</b>	259,9	16:26'54.618
11	42.802	35.654	21.965	29.317	2'09.738P	256,2	16:29'04.356
12	13'08.135	34.277	21.990	20.463	14'24.865P		16:43'29.221
13	35.776	33.315	<b>21.739</b>	20.415	1'51.245	261,1	16:45'20.466

24° 40 A. GYORFI (1'51.501)							
Lap	Seg.1	Seg.2	Seg.3	Seg.4	Lap Time	km/h	Local Time
1		43.990	23.300	21.126			16:02'23.406

06/09/2019 P = Pits In/Out - C = Lap Time Cancelled

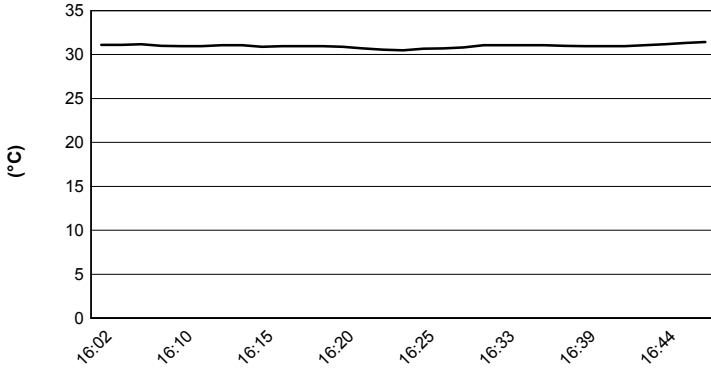
These data/results cannot be reproduced, stored and/or transmitted in whole or in part by any manner of electronic, mechanical, photocopying, recording, broadcasting or otherwise now known or herein after developed without the previous express consent by the copyright owner, except for reproduction in daily press and regular printed publications on sale to the public within 60 days of the event related to those data/results and always provided that copyright symbol appears together as follows below.

© DORNA WSBK ORGANIZATION Srl 2019

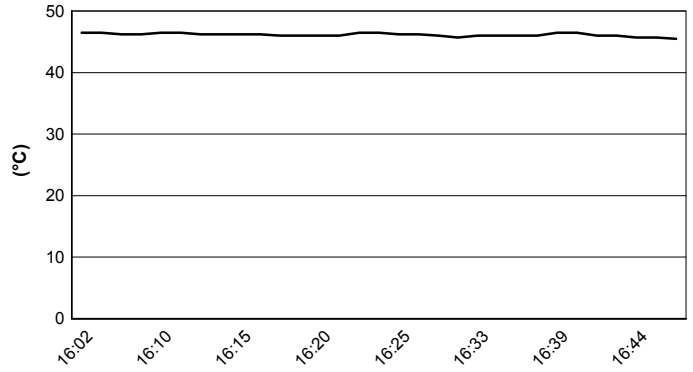
**Acerbis Portuguese Round, 6-8 September 2019**  
**Weather Report Free Practice 2nd Session**  
 Session started 16:00 - Session ended 16:47

Portimao 4.592 m

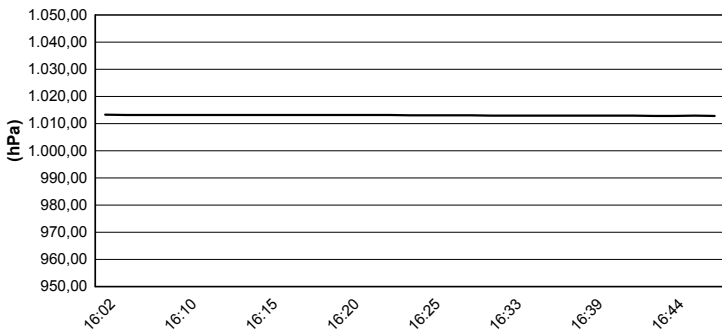
**Air Temperature**



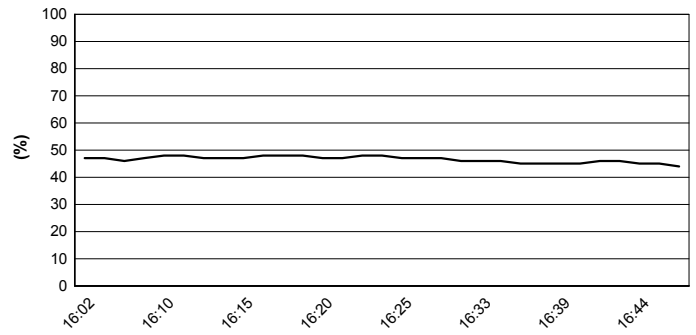
**Track Temperature**



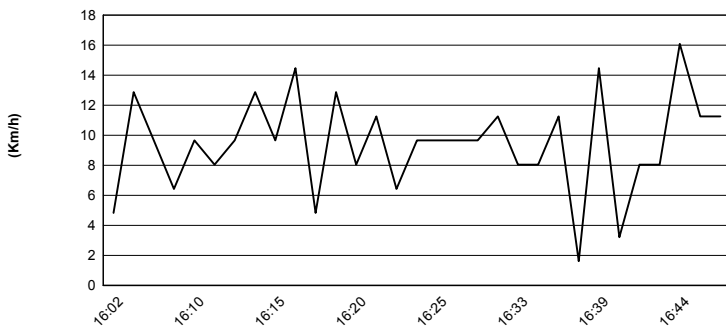
**Air Pressure**



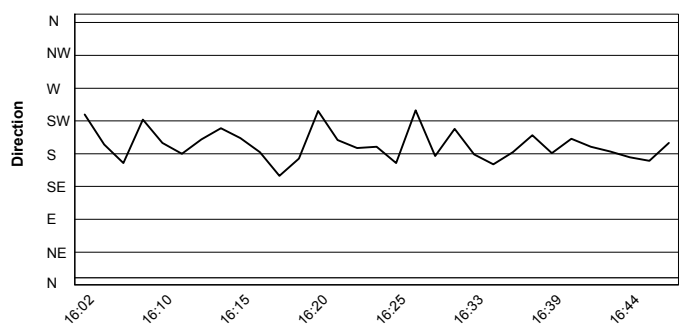
**Humidity**



**Wind Speed**



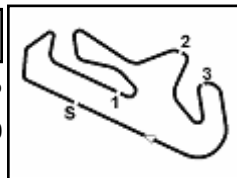
**Wind Direction**



06/09/2019

These data/results cannot be reproduced, stored and/or transmitted in whole or in part by any manner of electronic, mechanical, photocopying, recording, broadcasting or otherwise now known or herein after developed without the previous express consent by the copyright owner, except for reproduction in daily press and regular printed publications on sale to the public within 60 days of the event related to those data/results and always provided that copyright symbol appears together as follows below.

© DORNA WSBK ORGANIZATION Srl 2019



## Acerbis Portuguese Round, 6-8 September 2019

### Best Laps & Speeds

No.	Rider Bike	Nat	Best Lap		FP1		FP2											
			LL	SPD	LL	SPD	LL	SPD										
1	<b>64 F. CARICASULO</b> Yamaha YZF R6	ITA	<b>1'45.160</b>	31 280,0	1'45.892	15 <b>280,0</b>	<b>1'45.160</b>	16 278,5										
2	<b>21 R. KRUMMENACHER</b> Yamaha YZF R6	SUI	<b>1'45.498</b>	29 276,4	1'45.498	15 <b>276,4</b>	1'45.757	14 275,7										
3	<b>16 J. CLUZEL</b> Yamaha YZF R6	FRA	<b>1'45.706</b>	34 275,7	1'45.777	17 274,3	<b>1'45.706</b>	17 <b>275,7</b>										
4	<b>86 A. BADOVINI</b> Kawasaki ZX-6R	ITA	<b>1'46.030</b>	30 272,2	1'46.410	15 271,5	<b>1'46.030</b>	15 <b>272,2</b>										
5	<b>32 I. VINALES</b> Yamaha YZF R6	ESP	<b>1'46.034</b>	33 285,9	1'46.111	17 <b>285,9</b>	<b>1'46.034</b>	16 280,0										
6	<b>44 L. MAHIAS</b> Kawasaki ZX-6R	FRA	<b>1'46.103</b>	29 273,6	1'46.103	15 <b>273,6</b>	1'46.109	14 272,9										
7	<b>3 R. DE ROSA</b> MV Agusta F3 675	ITA	<b>1'46.142</b>	21 269,5	1'46.142	5 <b>269,5</b>	1'46.279	16 268,8										
8	<b>78 H. OKUBO</b> Kawasaki ZX-6R	JPN	<b>1'46.152</b>	27 272,9	1'46.816	14 272,2	<b>1'46.152</b>	13 <b>272,9</b>										
9	<b>11 K. SMITH</b> Kawasaki ZX-6R	GBR	<b>1'46.388</b>	29 273,6	1'46.388	14 272,2	1'46.408	15 <b>273,6</b>										
10	<b>94 C. PEROLARI</b> Yamaha YZF R6	FRA	<b>1'46.522</b>	31 276,4	1'46.522	15 <b>276,4</b>	1'46.717	16 275,7										
11	<b>95 J. DANILO</b> Honda CBR600RR	FRA	<b>1'46.577</b>	28 275,7	1'46.577	16 <b>275,7</b>	1'47.050	12 275,0										
12	<b>84 L. CRESSON</b> Yamaha YZF R6	BEL	<b>1'47.238</b>	30 280,7	1'47.283	15 <b>280,7</b>	<b>1'47.238</b>	15 277,8										
13	<b>56 P. SEBESTYEN</b> Honda CBR600RR	HUN	<b>1'47.258</b>	35 270,2	1'47.258	18 269,5	1'47.702	17 <b>270,2</b>										
14	<b>71 M. PONS</b> Yamaha YZF R6	ESP	<b>1'47.441</b>	32 273,6	1'47.893	18 <b>273,6</b>	<b>1'47.441</b>	14 272,2										
15	<b>74 J. VAN SIKKELERUS</b> Honda CBR600RR	NED	<b>1'47.638</b>	30 270,9	1'47.797	14 <b>270,9</b>	<b>1'47.638</b>	16 270,2										
16	<b>47 R. HARTOG</b> Kawasaki ZX-6R	NED	<b>1'47.790</b>	30 268,8	1'47.790	14 264,9	1'48.068	16 <b>268,8</b>										
17	<b>4 C. STANGE</b> Honda CBR600RR	GER	<b>1'47.856</b>	27 265,5	1'48.051	15 <b>265,5</b>	<b>1'47.856</b>	12 263,0										
18	<b>31 D. VALLE</b> Yamaha YZF R6	ESP	<b>1'47.948</b>	35 275,0	1'48.432	17 <b>275,0</b>	<b>1'47.948</b>	18 272,9										
19	<b>10 N. CALERO</b> Kawasaki ZX-6R	ESP	<b>1'48.070</b>	24 275,7	1'49.472	10 270,2	<b>1'48.070</b>	14 <b>275,7</b>										
20	<b>22 F. FULIGNI</b> MV Agusta F3 675	ITA	<b>1'48.075</b>	31 275,0	1'48.338	15 <b>275,0</b>	<b>1'48.075</b>	16 270,2										
21	<b>30 G. VAN STRAALLEN</b> Kawasaki ZX-6R	NED	<b>1'48.368</b>	34 270,9	1'48.751	17 <b>270,9</b>	<b>1'48.368</b>	17 270,2										
22	<b>6 M. HERRERA</b> Yamaha YZF R6	ESP	<b>1'48.518</b>	31 276,4	1'48.518	16 274,3	1'48.720	15 <b>276,4</b>										
23	<b>53 G. SCONZA</b> Honda CBR600RR	ITA	<b>1'51.087</b>	28 265,5	1'52.351	16 263,0	<b>1'51.087</b>	12 <b>265,5</b>										
24	<b>40 A. GYORFI</b> Yamaha YZF R6	HUN	<b>1'51.501</b>	30 271,5	1'52.557	14 <b>271,5</b>	<b>1'51.501</b>	16 270,9										
25	<b>67 G. MATERN</b> Kawasaki ZX-6R	FRA	<b>1'51.790</b>	24 256,1	1'51.926	12 <b>256,1</b>	<b>1'51.790</b>	12 254,3										

06/09/2019

These data/results cannot be reproduced, stored and/or transmitted in whole or in part by any manner of electronic, mechanical, photocopying, recording, broadcasting or otherwise now known or herein after developed without the previous express consent by the copyright owner, except for reproduction in daily press and regular printed publications on sale to the public within 60 days of the event related to those data/results and always provided that copyright symbol appears together as follows below.

© DORNA WSBK ORGANIZATION Srl 2019

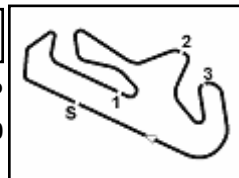
FICR PERUGIA TIMING



Official Tyre Supplier



Official Timekeeper



Portimao 4.592 m

## Acerbis Portuguese Round, 6-8 September 2019

### Best Laps & Speeds

2 / 2

No.	Rider	Nat	Best Lap		FP1		FP2							
			LL	SPD	LL	SPD	LL	SPD						
26	<b>65 M. CANDUCCI</b>	ITA	<b>1'51.868</b>		<b>1'51.868</b>		1'52.066							
	Yamaha YZF R6		29	275,0	15	269,5	14	<b>275,0</b>						

06/09/2019

These data/results cannot be reproduced, stored and/or transmitted in whole or in part by any manner of electronic, mechanical, photocopying, recording, broadcasting or otherwise now known or herein after developed without the previous express consent by the copyright owner, except for reproduction in daily press and regular printed publications on sale to the public within 60 days of the event related to those data/results and always provided that copyright symbol appears together as follows below.

© DORNA WSBK ORGANIZATION Srl 2019

**FKR PERUGIA TIMING**



Official Tyre Supplier



Official Timekeeper