

Portimao 4.592 m

1 / 2

Acerbis Portuguese Round, 6-8 September 2019

Results Warm Up

No.	Rider	Nat	Team	Bike	Class	Time	Gap	Rel.	Laps	Speed	
										Avg	Max
1	21 R. KRUMMENACHER	SUI	BARDAHL Evan Bros. WorldSSP Team	Yamaha YZF R6		1'44.801			8	157,739	275,7
2	16 J. CLUZEL	FRA	GMT94 YAMAHA	Yamaha YZF R6		1'44.839	0.038	0.038	7	157,682	272,9
3	32 I. VINALES	ESP	Kallio Racing	Yamaha YZF R6		1'45.250	0.449	0.411	8	157,066	282,9
4	64 F. CARICASULO	ITA	BARDAHL Evan Bros. WorldSSP Team	Yamaha YZF R6		1'45.714	0.913	0.464	8	156,377	280,7
5	86 A. BADOVINI	ITA	Team Pedercini Racing	Kawasaki ZX-6R		1'45.719	0.918	0.005	7	156,369	268,9
6	11 K. SMITH	GBR	Team Pedercini Racing	Kawasaki ZX-6R	ESS	1'45.743	0.942	0.024	8	156,334	270,2
7	44 L. MAHIAS	FRA	Kawasaki Puccetti Racing	Kawasaki ZX-6R		1'45.797	0.996	0.054	7	156,254	268,9
8	94 C. PEROLARI	FRA	GMT94 YAMAHA	Yamaha YZF R6		1'45.904	1.103	0.107	8	156,096	272,3
9	3 R. DE ROSA	ITA	MV AGUSTA Reparto Corse	MV Agusta F3 675		1'45.941	1.140	0.037	8	156,042	282,2
10	71 M. PONS	ESP	H43 Team NOBBY TALASUR-BLUMAQ	Yamaha YZF R6		1'46.077	1.276	0.136	8	155,842	272,9
11	56 P. SEBESTYEN	HUN	CIA Landlord Insurance Honda	Honda CBR600RR		1'46.193	1.392	0.116	8	155,671	275,0
12	78 H. OKUBO	JPN	Kawasaki Puccetti Racing	Kawasaki ZX-6R		1'46.246	1.445	0.053	7	155,594	275,7
13	61 G. RUIU	ITA	MPM WILSport Racedays	Honda CBR600RR		1'46.337	1.536	0.091	8	155,460	275,7
14	95 J. DANILO	FRA	CIA Landlord Insurance Honda	Honda CBR600RR		1'46.438	1.637	0.101	8	155,313	278,6
15	31 D. VALLE	ESP	MS Racing	Yamaha YZF R6		1'46.604	1.803	0.166	8	155,071	274,3
16	6 M. HERRERA	ESP	Kallio Racing	Yamaha YZF R6		1'46.870	2.069	0.266	8	154,685	277,1
17	10 N. CALERO	ESP	Orelac Racing VerdNatura	Kawasaki ZX-6R		1'47.019	2.218	0.149	8	154,470	272,3
18	84 L. CRESSON	BEL	Kallio Racing	Yamaha YZF R6		1'47.176	2.375	0.157	8	154,243	277,1
19	47 R. HARTOG	NED	Team Hartog - Against Cancer	Kawasaki ZX-6R		1'47.279	2.478	0.103	8	154,095	272,9
20	30 G. VAN STRAALLEN	NED	EAB Racing Team	Kawasaki ZX-6R		1'47.439	2.638	0.160	8	153,866	268,2
21	74 J. VAN SIKKELERUS	NED	MPM WILSport Racedays	Honda CBR600RR		1'47.575	2.774	0.136	8	153,671	268,9
22	4 C. STANGE	GER	GEMAR - Ciociaria Corse WorldSSP Team	Honda CBR600RR		1'47.688	2.887	0.113	8	153,510	270,2
23	22 F. FULIGNI	ITA	MV AGUSTA Reparto Corse	MV Agusta F3 675		1'47.846	3.045	0.158	8	153,285	275,0
24	65 M. CANDUCCI	ITA	DK MOTORSPORT	Yamaha YZF R6	ESS	1'49.626	4.825	1.780	7	150,796	268,9
25	40 A. GYORFI	HUN	Team Toth	Yamaha YZF R6		1'50.108	5.307	0.482	7	150,136	271,6
26	53 G. SCONZA	ITA	GEMAR - Ciociaria Corse WorldSSP Team	Honda CBR600RR		1'50.801	6.000	0.693	7	149,197	261,1
27	67 G. MATERN	FRA	Flembo Leader Team	Kawasaki ZX-6R	ESS	1'50.805	6.004	0.004	6	149,192	259,2

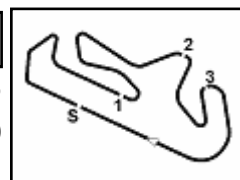
AIR	Humidity:	65%	Temp:	25°C
TRACK	Condition:	Dry	Temp:	31°C

Records	Pole (SP)	2019	F.Caricasulo	1'44.220	158,620	Km/h
	Race (RC)	2010	M.Pirro	1'45.180	157,170	Km/h
	All Times (SP)	2019	F.Caricasulo	1'44.220	158,620	Km/h

Start 08/09/2019 09:30 End 09:47 The results are provisional until the end of the time limit for protests and appeals and the completion of the technical checks.

These data/results cannot be reproduced, stored and/or transmitted in whole or in part by any manner of electronic, mechanical, photocopying, recording, broadcasting or otherwise now known or herein after developed without the previous express consent by the copyright owner, except for reproduction in daily press and regular printed publications on sale to the public within 60 days of the event related to those data/results and always provided that copyright symbol appears together as follows below.

© DORNA WSBK ORGANIZATION Srl 2019



Acerbis Portuguese Round, 6-8 September 2019

Results Warm Up

Session Highlights

Local Time	No. Rider	Description
09.21.00		START DELAYED
09.21.05		WorldSSP Pit Intervention Time: 1min 14secs
09.30.00		Start
09.40.47		WorldSSP300 WUP Pit Lane Will Open at 9.55
09.47.00	86 A. BADOVINI	Lap Cancelled (1'45.839) - Exceeded Track Limits - Turn 15
09.47.11		End Of Session

Fastest Laps Sequence

No.	Rider	Nat	Team	Bike	Local Time	Time	Gap	Avg
11	K. SMITH	GBR	Team Pedercini Racing	Kawasaki ZX-6R	09:33'38.267	1'46.554		155,144
64	F. CARICASULO	ITA	BARDAHL Evan Bros. WorldSSP Team	Yamaha YZF R6	09:33'55.259	1'46.279	-0.275	155,545
16	J. CLUZEL	FRA	GMT94 YAMAHA	Yamaha YZF R6	09:34'59.751	1'45.716	-0.563	156,374
16	J. CLUZEL	FRA	GMT94 YAMAHA	Yamaha YZF R6	09:36'44.742	1'44.991	-0.725	157,453
21	R. KRUMMENACHER	SUI	BARDAHL Evan Bros. WorldSSP Team	Yamaha YZF R6	09:40'53.834	1'44.907	-0.084	157,580
16	J. CLUZEL	FRA	GMT94 YAMAHA	Yamaha YZF R6	09:42'03.882	1'44.839	-0.068	157,682
21	R. KRUMMENACHER	SUI	BARDAHL Evan Bros. WorldSSP Team	Yamaha YZF R6	09:42'38.635	1'44.801	-0.038	157,739

08/09/2019 Start End The results are provisional until the end of the time limit for protests and appeals
09:30 09:47 and the completion of the technical checks.

These data/results cannot be reproduced, stored and/or transmitted in whole or in part by any manner of electronic, mechanical, photocopying, recording, broadcasting or otherwise now known or herein after developed without the previous express consent by the copyright owner, except for reproduction in daily press and regular printed publications on sale to the public within 60 days of the event related to those data/results and always provided that copyright symbol appears together as follows below.

© DORNA WSBK ORGANIZATION Srl 2019

Acerbis Portuguese Round, 6-8 September 2019

Best Sectors & Speed Warm Up

Portimao 4.592 m

BEST LAP

1	21 R. KRUMMENACHER	Yamaha YZF R6	1'44.801
2	16 J. CLUZEL	Yamaha YZF R6	1'44.839
3	32 I. VINALES	Yamaha YZF R6	1'45.250
4	64 F. CARICASULO	Yamaha YZF R6	1'45.714
5	86 A. BADOVINI	Kawasaki ZX-6R	1'45.719
6	11 K. SMITH	Kawasaki ZX-6R	1'45.743
7	44 L. MAHIAS	Kawasaki ZX-6R	1'45.797
8	94 C. PEROLARI	Yamaha YZF R6	1'45.904
9	3 R. DE ROSA	MV Agusta F3 675	1'45.941
10	71 M. PONS	Yamaha YZF R6	1'46.077
11	56 P. SEBESTYEN	Honda CBR600RR	1'46.193
12	78 H. OKUBO	Kawasaki ZX-6R	1'46.246
13	61 G. RUIU	Honda CBR600RR	1'46.337
14	95 J. DANILO	Honda CBR600RR	1'46.438
15	31 D. VALLE	Yamaha YZF R6	1'46.604
16	6 M. HERRERA	Yamaha YZF R6	1'46.870
17	10 N. CALERO	Kawasaki ZX-6R	1'47.019
18	84 L. CRESSON	Yamaha YZF R6	1'47.176
19	47 R. HARTOG	Kawasaki ZX-6R	1'47.279
20	30 G. VAN STRAALEN	Kawasaki ZX-6R	1'47.439
21	74 J. VAN SIKKELERUS	Honda CBR600RR	1'47.575
22	4 C. STANGE	Honda CBR600RR	1'47.688
23	22 F. FULIGNI	MV Agusta F3 675	1'47.846
24	65 M. CANDUCCI	Yamaha YZF R6	1'49.626
25	40 A. GYORFI	Yamaha YZF R6	1'50.108
26	53 G. SCONZA	Honda CBR600RR	1'50.801
27	67 G. MATERN	Kawasaki ZX-6R	1'50.805

SPEED

1	32 I. VINALES	Yamaha YZF R6	282.9
2	3 R. DE ROSA	MV Agusta F3 675	282.2
3	64 F. CARICASULO	Yamaha YZF R6	280.7
4	95 J. DANILO	Honda CBR600RR	278.6
5	6 M. HERRERA	Yamaha YZF R6	277.1
6	84 L. CRESSON	Yamaha YZF R6	277.1
7	21 R. KRUMMENACHER	Yamaha YZF R6	275.7
8	61 G. RUIU	Honda CBR600RR	275.7
9	78 H. OKUBO	Kawasaki ZX-6R	275.7
10	22 F. FULIGNI	MV Agusta F3 675	275.0
11	56 P. SEBESTYEN	Honda CBR600RR	275.0
12	31 D. VALLE	Yamaha YZF R6	274.3
13	71 M. PONS	Yamaha YZF R6	272.9
14	47 R. HARTOG	Kawasaki ZX-6R	272.9
15	16 J. CLUZEL	Yamaha YZF R6	272.9
16	10 N. CALERO	Kawasaki ZX-6R	272.3
17	94 C. PEROLARI	Yamaha YZF R6	272.3
18	40 A. GYORFI	Yamaha YZF R6	271.6
19	4 C. STANGE	Honda CBR600RR	270.2
20	11 K. SMITH	Kawasaki ZX-6R	270.2
21	44 L. MAHIAS	Kawasaki ZX-6R	268.9
22	65 M. CANDUCCI	Yamaha YZF R6	268.9
23	74 J. VAN SIKKELERUS	Honda CBR600RR	268.9
24	86 A. BADOVINI	Kawasaki ZX-6R	268.9
25	30 G. VAN STRAALEN	Kawasaki ZX-6R	268.2
26	53 G. SCONZA	Honda CBR600RR	261.1
27	67 G. MATERN	Kawasaki ZX-6R	259.2

SEG. 1

1	16 J. CLUZEL	33.382
2	21 R. KRUMMENACHER	33.462
3	3 R. DE ROSA	33.493
4	64 F. CARICASULO	33.556
5	32 I. VINALES	33.674
6	86 A. BADOVINI	33.729
7	11 K. SMITH	33.784
8	44 L. MAHIAS	33.795
9	94 C. PEROLARI	33.797
10	95 J. DANILO	33.808
11	31 D. VALLE	33.918
12	71 M. PONS	33.955
13	61 G. RUIU	33.956
14	78 H. OKUBO	33.957
15	56 P. SEBESTYEN	33.987
16	84 L. CRESSON	34.147
17	4 C. STANGE	34.180
18	6 M. HERRERA	34.234
19	47 R. HARTOG	34.243
20	22 F. FULIGNI	34.262
21	10 N. CALERO	34.298
22	74 J. VAN SIKKELERUS	34.327
23	30 G. VAN STRAALEN	34.417
24	65 M. CANDUCCI	34.937
25	40 A. GYORFI	35.075
26	67 G. MATERN	35.507
27	53 G. SCONZA	35.586

SEG. 2

1	21 R. KRUMMENACHER	30.998
2	16 J. CLUZEL	31.084
3	86 A. BADOVINI	31.245
4	32 I. VINALES	31.264
5	64 F. CARICASULO	31.267
6	94 C. PEROLARI	31.308
7	3 R. DE ROSA	31.373
8	11 K. SMITH	31.393
9	44 L. MAHIAS	31.430
10	71 M. PONS	31.449
11	61 G. RUIU	31.534
12	56 P. SEBESTYEN	31.557
13	6 M. HERRERA	31.606
14	78 H. OKUBO	31.624
15	31 D. VALLE	31.706
16	10 N. CALERO	31.760
17	95 J. DANILO	31.784
18	30 G. VAN STRAALEN	31.831
19	84 L. CRESSON	31.844
20	47 R. HARTOG	31.904
21	74 J. VAN SIKKELERUS	31.948
22	4 C. STANGE	32.092
23	22 F. FULIGNI	32.127
24	65 M. CANDUCCI	32.470
25	67 G. MATERN	32.703
26	40 A. GYORFI	32.754
27	53 G. SCONZA	33.247

SEG. 3

1	44 L. MAHIAS	20.402
2	21 R. KRUMMENACHER	20.426
3	16 J. CLUZEL	20.478
4	32 I. VINALES	20.597
5	86 A. BADOVINI	20.689
6	71 M. PONS	20.710
7	11 K. SMITH	20.748
8	56 P. SEBESTYEN	20.749
9	3 R. DE ROSA	20.760
10	78 H. OKUBO	20.772
11	6 M. HERRERA	20.826
12	64 F. CARICASULO	20.832
13	61 G. RUIU	20.865
14	94 C. PEROLARI	20.880
15	95 J. DANILO	20.917
16	10 N. CALERO	20.939
17	4 C. STANGE	20.948
18	30 G. VAN STRAALEN	21.010
19	84 L. CRESSON	21.034
20	31 D. VALLE	21.049
21	47 R. HARTOG	21.083
22	74 J. VAN SIKKELERUS	21.113
23	22 F. FULIGNI	21.261
24	65 M. CANDUCCI	21.517
25	67 G. MATERN	21.726
26	40 A. GYORFI	21.762
27	53 G. SCONZA	21.858

SEG. 4

1	21 R. KRUMMENACHER	19.492
2	16 J. CLUZEL	19.601
3	61 G. RUIU	19.616
4	86 A. BADOVINI	19.637
5	32 I. VINALES	19.658
6	3 R. DE ROSA	19.660
7	11 K. SMITH	19.670
8	94 C. PEROLARI	19.695
9	64 F. CARICASULO	19.696
10	44 L. MAHIAS	19.700
11	71 M. PONS	19.700
12	56 P. SEBESTYEN	19.702
13	4 C. STANGE	19.731
14	31 D. VALLE	19.748
15	95 J. DANILO	19.788
16	30 G. VAN STRAALEN	19.807
17	78 H. OKUBO	19.811
18	10 N. CALERO	19.847
19	84 L. CRESSON	19.895
20	6 M. HERRERA	19.920
21	53 G. SCONZA	19.951
22	74 J. VAN SIKKELERUS	20.008
23	47 R. HARTOG	20.047
24	22 F. FULIGNI	20.149
25	65 M. CANDUCCI	20.175
26	40 A. GYORFI	20.299
27	67 G. MATERN	20.520

08/09/2019

These data/results cannot be reproduced, stored and/or transmitted in whole or in part by any manner of electronic, mechanical, photocopying, recording, broadcasting or otherwise now known or herein after developed without the previous express consent by the copyright owner, except for reproduction in daily press and regular printed publications on sale to the public within 60 days of the event related to those data/results and always provided that copyright symbol appears together as follows below.

© DORNA WSBK ORGANIZATION Srl 2019

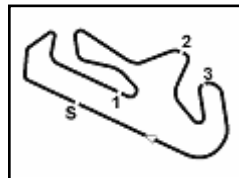
FICR PERUGIA TIMING



Official Tyre Supplier



Official Timekeeper



Portimao 4.592 m

Acerbis Portuguese Round, 6-8 September 2019

Ideal Times Warm Up

No.	Rider	Nat	Bike	Seg. 1	Seg. 2	Seg. 3	Seg. 4	Ideal Time		
				Diff. 1	Diff. 2	Diff. 3	Diff. 4	Best Lap	Pos.	Diff.
1	21 R. KRUMMENACHER	SUI	Yamaha YZF R6	33.462	30.998 +0.096	20.426 +0.087	19.492 +0.240	1'44.378 1'44.801	1	0.423
2	16 J. CLUZEL	FRA	Yamaha YZF R6	33.382 +0.145	31.084	20.478	19.601 +0.149	1'44.545 1'44.839	2	0.294
3	32 I. VINALES	ESP	Yamaha YZF R6	33.674 +0.057	31.264	20.597	19.658	1'45.193 1'45.250	3	0.057
4	3 R. DE ROSA	ITA	MV Agusta F3 675	33.493 +0.356	31.373 +0.007	20.760 +0.244	19.660 +0.048	1'45.286 1'45.941	9	0.655
5	86 A. BADOVINI	ITA	Kawasaki ZX-6R	33.729 +0.228	31.245	20.689 +0.191	19.637	1'45.300 1'45.719	5	0.419
6	44 L. MAHIAS	FRA	Kawasaki ZX-6R	33.795	31.430 +0.161	20.402 +0.078	19.700 +0.231	1'45.327 1'45.797	7	0.470
7	64 F. CARICASULO	ITA	Yamaha YZF R6	33.556 +0.120	31.267	20.832 +0.090	19.696 +0.153	1'45.351 1'45.714	4	0.363
8	11 K. SMITH	GBR	Kawasaki ZX-6R	33.784	31.393	20.748 +0.113	19.670 +0.035	1'45.595 1'45.743	6	0.148
9	94 C. PEROLARI	FRA	Yamaha YZF R6	33.797 +0.141	31.308	20.880 +0.083	19.695	1'45.680 1'45.904	8	0.224
10	71 M. PONS	ESP	Yamaha YZF R6	33.955 +0.130	31.449	20.710 +0.112	19.700 +0.021	1'45.814 1'46.077	10	0.263
11	61 G. RUIJU	ITA	Honda CBR600RR	33.956	31.534 +0.166	20.865 +0.076	19.616 +0.124	1'45.971 1'46.337	13	0.366
12	56 P. SEBESTYEN	HUN	Honda CBR600RR	33.987 +0.071	31.557 +0.090	20.749 +0.037	19.702	1'45.995 1'46.193	11	0.198
13	78 H. OKUBO	JPN	Kawasaki ZX-6R	33.957 +0.082	31.624	20.772	19.811	1'46.164 1'46.246	12	0.082
14	95 J. DANILO	FRA	Honda CBR600RR	33.808	31.784 +0.006	20.917 +0.096	19.788 +0.039	1'46.297 1'46.438	14	0.141
15	31 D. VALLE	ESP	Yamaha YZF R6	33.918	31.706 +0.113	21.049 +0.041	19.748 +0.029	1'46.421 1'46.604	15	0.183
16	6 M. HERRERA	ESP	Yamaha YZF R6	34.234 +0.209	31.606 +0.055	20.826	19.920 +0.020	1'46.586 1'46.870	16	0.284
17	10 N. CALERO	ESP	Kawasaki ZX-6R	34.298 +0.144	31.760	20.939	19.847 +0.031	1'46.844 1'47.019	17	0.175
18	84 L. CRESSON	BEL	Yamaha YZF R6	34.147 +0.040	31.844 +0.136	21.034 +0.080	19.895	1'46.920 1'47.176	18	0.256
19	4 C. STANGE	GER	Honda CBR600RR	34.180 +0.221	32.092 +0.058	20.948 +0.204	19.731 +0.254	1'46.951 1'47.688	22	0.737
20	30 G. VAN STRAALEN	NED	Kawasaki ZX-6R	34.417 +0.087	31.831 +0.097	21.010 +0.078	19.807 +0.112	1'47.065 1'47.439	20	0.374
21	47 R. HARTOG	NED	Kawasaki ZX-6R	34.243 +0.002	31.904	21.083	20.047	1'47.277 1'47.279	19	0.002
22	74 J. VAN SIKKELERUS	NED	Honda CBR600RR	34.327	31.948	21.113	20.008 +0.179	1'47.396 1'47.575	21	0.179
23	22 F. FULIGNI	ITA	MV Agusta F3 675	34.262	32.127	21.261 +0.042	20.149 +0.005	1'47.799 1'47.846	23	0.047
24	65 M. CANDUCCI	ITA	Yamaha YZF R6	34.937 +0.159	32.470	21.517 +0.093	20.175 +0.275	1'49.099 1'49.626	24	0.527
25	40 A. GYORFI	HUN	Yamaha YZF R6	35.075 +0.142	32.754	21.762	20.299 +0.076	1'49.890 1'50.108	25	0.218
26	67 G. MATERN	FRA	Kawasaki ZX-6R	35.507 +0.268	32.703	21.726 +0.081	20.520	1'50.456 1'50.805	27	0.349
27	53 G. SCONZA	ITA	Honda CBR600RR	35.586	33.247	21.858 +0.083	19.951 +0.076	1'50.642 1'50.801	26	0.159
Overall Ideal Time				33.382	30.998	20.402	19.492	1'44.274		

08/09/2019

These data/results cannot be reproduced, stored and/or transmitted in whole or in part by any manner of electronic, mechanical, photocopying, recording, broadcasting or otherwise now known or herein after developed without the previous express consent by the copyright owner, except for reproduction in daily press and regular printed publications on sale to the public within 60 days of the event related to those data/results and always provided that copyright symbol appears together as follows below.

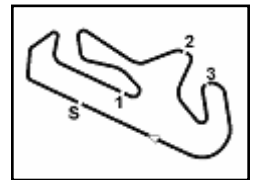
© DORNA WSBK ORGANIZATION Srl 2019

PIRELLI PERUGIA TIMING


Official Tyre Supplier



Official Timekeeper



Acerbis Portuguese Round, 6-8 September 2019

Chronological Analysis Warm Up

1° 21 R. KRUMMENACHER (1'44.801)

Lap	Seg.1	Seg.2	Seg.3	Seg.4	Lap Time	km/h	Local Time
1		32.410	22.092	20.099			9:32'04.040
2	33.815	31.697	21.318	19.839	1'46.669	275,0	9:33'50.709
3	33.799	31.576	20.982	19.887	1'46.244	275,7	9:35'36.953
4	33.526	30.998	21.123	19.492	1'45.139	274,3	9:37'22.092
5	33.696	32.091	21.254	19.794	1'46.835	270,9	9:39'08.927
6	33.584	31.103	20.426	19.794	1'44.907	272,3	9:40'53.834
7	33.462	31.094	20.513	19.732	1'44.801	272,3	9:42'38.635
8	33.614	31.290	20.834	19.908	1'45.646	274,3	9:44'24.281
9	33.727	31.650	25.292	28.935	1'59.604P	271,6	9:46'23.885

3	34.037	31.441	20.925	19.814	1'46.217	267,6	9:35'24.484
4	34.024	31.663	21.052	19.798	1'46.537	266,2	9:37'11.021
5	34.267	32.668	22.515	20.077	1'49.527	267,6	9:39'00.548
6	34.013	31.510	20.920	19.670	1'46.113	268,9	9:40'46.661
7	33.784	31.393	20.861	19.705	1'45.743	270,2	9:42'32.404
8	34.010	31.724	20.915	19.888	1'46.537	268,2	9:44'18.941
9	33.928	31.483	20.913	19.799	1'46.123	268,2	9:46'05.064

2° 16 J. CLUZEL (1'44.839)

Lap	Seg.1	Seg.2	Seg.3	Seg.4	Lap Time	km/h	Local Time
1		32.373	20.948	20.116			9:33'14.035
2	33.979	31.415	20.658	19.664	1'45.716	270,2	9:34'59.751
3	33.592	31.200	20.598	19.601	1'44.991	268,2	9:36'44.742
4	33.466	32.796	20.972	19.827	1'47.061	268,9	9:38'31.803
5	33.382	32.884	21.024	19.950	1'47.240	270,2	9:40'19.043
6	33.527	31.084	20.478	19.750	1'44.839	270,2	9:42'03.882
7	33.486	31.165	20.595	19.703	1'44.949	272,9	9:43'48.831
8	33.649	31.283	20.557	19.710	1'45.199	272,9	9:45'34.030

7° 44 L. MAHIAS (1'45.797)

Lap	Seg.1	Seg.2	Seg.3	Seg.4	Lap Time	km/h	Local Time
1		32.408	21.821	20.155			9:33'05.245
2	34.334	31.564	20.763	20.096	1'46.757	264,3	9:34'52.002
3	34.203	31.430	20.511	19.801	1'45.945	267,6	9:36'37.947
4	34.098	31.524	20.625	19.852	1'46.099	268,2	9:38'24.046
5	33.853	31.463	20.402	20.109	1'45.827	268,9	9:40'09.873
6	33.795	31.591	20.480	19.931	1'45.797	266,9	9:41'55.670
7	34.114	31.624	20.671	19.889	1'46.298	268,2	9:43'41.968
8	34.180	37.046	21.582	19.700	1'52.508	268,9	9:45'34.476

3° 32 I. VINALES (1'45.250)

Lap	Seg.1	Seg.2	Seg.3	Seg.4	Lap Time	km/h	Local Time
1		33.280	23.499	20.190			9:32'16.519
2	34.274	31.609	20.825	19.863	1'46.571	273,6	9:34'03.090
3	33.865	31.485	20.673	19.789	1'45.812	278,6	9:35'48.902
4	33.674	33.032	26.376	20.572	1'53.654	282,9	9:37'42.556
5	33.782	31.822	20.861	20.182	1'46.647	277,1	9:39'29.203
6	33.731	31.264	20.597	19.658	1'45.250	276,4	9:41'14.453
7	35.253	31.532	20.727	19.971	1'47.483	281,5	9:43'01.936
8	33.847	31.604	20.642	19.948	1'46.041	275,0	9:44'47.977
9	33.867	31.504	20.801	19.915	1'46.087	277,8	9:46'34.064

8° 94 C. PEROLARI (1'45.904)

Lap	Seg.1	Seg.2	Seg.3	Seg.4	Lap Time	km/h	Local Time
1		38.713	22.159	20.137			9:32'03.174
2	34.135	31.782	21.090	19.970	1'46.977	267,6	9:33'50.151
3	34.044	31.728	21.031	19.915	1'46.718	270,2	9:35'36.869
4	33.938	31.308	20.963	19.695	1'45.904	268,2	9:37'22.773
5	33.797	31.630	21.206	19.780	1'46.413	269,6	9:39'09.186
6	33.963	31.341	20.880	19.782	1'45.966	267,6	9:40'55.152
7	33.933	37.081	25.587	20.417	1'57.018	268,9	9:42'52.170
8	34.089	31.961	21.556	20.080	1'47.686	272,3	9:44'39.856
9	34.183	31.663	20.954	19.906	1'46.706	270,9	9:46'26.562

4° 64 F. CARICASULO (1'45.714)

Lap	Seg.1	Seg.2	Seg.3	Seg.4	Lap Time	km/h	Local Time
1		32.689	22.003	20.153			9:32'08.980
2	34.118	31.630	20.835	19.696	1'46.279	276,4	9:33'55.259
3	33.803	32.580	21.591	19.815	1'47.789	280,7	9:35'43.048
4	33.556	31.758	20.832	19.753	1'45.899	278,6	9:37'28.947
5	33.676	31.267	20.922	19.849	1'45.714	276,4	9:39'14.661
6	33.791	31.379	20.849	19.734	1'45.753	279,3	9:41'00.414
7	33.745	32.863	21.496	20.128	1'48.232	280,0	9:42'48.646
8	33.980	31.737	20.854	19.951	1'46.522	275,7	9:44'35.168
9	33.686	31.544	20.938	19.833	1'46.001	277,1	9:46'21.169

9° 3 R. DE ROSA (1'45.941)

Lap	Seg.1	Seg.2	Seg.3	Seg.4	Lap Time	km/h	Local Time
1		32.658	21.885	20.175			9:32'05.336
2	34.373	31.514	20.871	20.041	1'46.799	269,6	9:33'52.135
3	34.459	31.373	20.760	19.768	1'46.360	272,3	9:35'38.495
4	33.682	31.555	21.090	19.660	1'45.987	275,0	9:37'24.482
5	33.493	32.021	20.818	19.956	1'46.288	282,2	9:39'10.770
6	33.614	31.529	25.134	19.972	1'50.249	272,3	9:41'01.019
7	33.912	32.320	21.788	20.143	1'48.163	274,3	9:42'49.182
8	33.944	31.496	20.917	19.854	1'46.211	272,9	9:44'35.393
9	33.849	31.380	21.004	19.708	1'45.941	273,6	9:46'21.334

5° 86 A. BADOVINI (1'45.719)

Lap	Seg.1	Seg.2	Seg.3	Seg.4	Lap Time	km/h	Local Time
1		34.913	22.056	20.144			9:32'55.153
2	34.553	31.556	20.787	19.853	1'46.749	265,6	9:34'41.902
3	33.957	31.245	20.880	19.637	1'45.719	266,9	9:36'27.621
4	33.950	31.364	20.814	19.717	1'45.845	268,2	9:38'13.466
5	33.961	31.348	20.830	19.722	1'45.861	267,6	9:39'59.327
6	38.170	32.924	28.188	20.381	1'59.663	268,2	9:41'58.990
7	34.023	31.371	20.689	19.732	1'45.815	267,6	9:43'44.805
8	33.729	31.430	20.810	19.870	1'45.839C	268,9	9:45'30.644

10° 71 M. PONS (1'46.077)

Lap	Seg.1	Seg.2	Seg.3	Seg.4	Lap Time	km/h	Local Time
1		32.222	21.395	20.056			9:31'51.837
2	34.359	31.717	20.710	19.800	1'46.586	268,9	9:33'38.423
3	34.148	31.564	20.855	19.700	1'46.267	268,9	9:35'24.690
4	33.978	31.747	21.027	19.722	1'46.474	270,9	9:37'11.164
5	34.382	32.539	21.508	19.980	1'48.409	272,9	9:38'59.573
6	34.456	31.786	20.921	19.824	1'46.987	263,0	9:40'46.560
7	34.085	31.449	20.822	19.721	1'46.077	263,7	9:42'32.637
8	33.955	31.658	20.974	19.748	1'46.335	270,2	9:44'18.972
9	34.111	31.587	20.832	19.839	1'46.369	268,9	9:46'05.341

6° 11 K. SMITH (1'45.743)

Lap	Seg.1	Seg.2	Seg.3	Seg.4	Lap Time	km/h	Local Time
1		32.398	21.407	20.096			9:31'51.713
2	34.297	31.671	20.748	19.838	1'46.554	266,9	9:33'38.267

11° 56 P. SEBESTYEN (1'46.193)

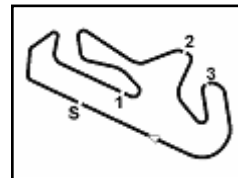
Lap	Seg.1	Seg.2	Seg.3	Seg.4	Lap Time	km/h	Local Time
1		34.168	21.542	19.821			9:32'05.609
2	34.608	32.041	20.966	20.061	1'47.676	262,4	9:33'53.285
3	34.491	31.557	21.348	19.907	1'47.303	270,2	9:35'40.588
4	34.333	31.899	20.925	19.794	1'46.951	271,6	9:37'27.539
5	33.987	32.985	20.890	19.917	1'47.779	270,9	9:39'15.318

08/09/2019

P = Pits In/Out - C = Lap Time Cancelled

These data/results cannot be reproduced, stored and/or transmitted in whole or in part by any manner of electronic, mechanical, photocopying, recording, broadcasting or otherwise now known or herein after developed without the previous express consent by the copyright owner, except for reproduction in daily press and regular printed publications on sale to the public within 60 days of the event related to those data/results and always provided that copyright symbol appears together as follows below.

© DORNA WSBK ORGANIZATION Srl 2019



Portimao 4.592 m

Acerbis Portuguese Round, 6-8 September 2019

Chronological Analysis Warm Up

6	34.109	31.673	20.749	19.816	1'46.347	272,3	9:41'01.665	9	34.593	32.030	21.062	20.153	1'47.838	273,6	9:46'30.070
7	33.992	32.040	21.788	19.842	1'47.662	274,3	9:42'49.327								
8	34.058	31.647	20.786	19.702	1'46.193	275,0	9:44'35.520								
9	34.029	31.691	20.965	19.788	1'46.473	272,9	9:46'21.993								

12° 78 H. OKUBO (1'46.246)							
Lap	Seg.1	Seg.2	Seg.3	Seg.4	Lap Time	km/h	Local Time
1		41.131	23.493	20.079			9:32'04.556
2	34.221	31.834	21.236	30.055	1'57.346P	274,3	9:34'01.902
3	2'19.182	33.209	25.902	20.357	3'38.650P		9:37'40.552
4	34.210	32.082	20.985	19.966	1'47.243	270,2	9:39'27.795
5	34.159	31.809	20.802	19.945	1'46.715	271,6	9:41'14.510
6	34.075	37.592	20.834	20.143	1'52.644	275,7	9:43'07.154
7	34.039	31.624	20.772	19.811	1'46.246	272,3	9:44'53.400
8	33.957	39.578	21.255	20.237	1'55.027	271,6	9:46'48.427

17° 10 N. CALERO (1'47.019)							
Lap	Seg.1	Seg.2	Seg.3	Seg.4	Lap Time	km/h	Local Time
1		36.331	25.826	20.189			9:32'05.056
2	34.799	32.097	21.016	20.024	1'47.936	269,6	9:33'52.992
3	35.043	33.234	21.767	19.847	1'49.891	271,6	9:35'42.883
4	34.442	31.760	20.939	19.878	1'47.019	266,2	9:37'29.902
5	34.597	34.046	22.542	19.971	1'51.156	268,2	9:39'21.058
6	34.503	33.303	26.262	19.854	1'53.922	267,6	9:41'14.980
7	35.542	39.314	23.450	19.902	1'58.208	269,6	9:43'13.188
8	34.298	31.957	21.180	19.931	1'47.366	270,9	9:45'00.554
9	34.553	32.254	21.157	19.988	1'47.952	272,3	9:46'48.506

13° 61 G. RUIJU (1'46.337)							
Lap	Seg.1	Seg.2	Seg.3	Seg.4	Lap Time	km/h	Local Time
1		35.303	22.971	19.897			9:32'04.165
2	34.446	31.704	21.116	20.020	1'47.286	270,9	9:33'51.451
3	34.260	31.636	20.951	19.616	1'46.463	272,3	9:35'37.914
4	33.971	31.679	21.078	19.702	1'46.430	275,0	9:37'24.344
5	34.116	31.852	21.209	19.801	1'46.978	275,7	9:39'11.322
6	33.956	31.700	20.941	19.740	1'46.337	275,0	9:40'57.659
7	35.511	33.806	22.361	19.871	1'51.549	272,3	9:42'49.208
8	34.428	31.581	20.865	19.698	1'46.572	268,9	9:44'35.780
9	34.212	31.534	20.999	19.711	1'46.456	272,3	9:46'22.236

18° 84 L. CRESSON (1'47.176)							
Lap	Seg.1	Seg.2	Seg.3	Seg.4	Lap Time	km/h	Local Time
1		33.510	22.030	20.232			9:32'22.852
2	34.888	32.478	21.324	20.021	1'48.711	266,9	9:34'11.563
3	34.592	32.172	21.230	20.036	1'48.030	270,9	9:35'59.593
4	34.344	31.973	21.297	19.928	1'47.542	272,9	9:37'47.135
5	34.265	34.186	21.335	20.570	1'50.356	272,9	9:39'37.491
6	34.369	31.844	21.123	19.954	1'47.290	273,6	9:41'24.781
7	34.255	31.963	21.561	20.003	1'47.782	277,1	9:43'12.563
8	34.187	31.980	21.114	19.895	1'47.176	277,1	9:44'59.739
9	34.147	32.159	21.034	19.954	1'47.294	274,3	9:46'47.033

14° 95 J. DANILO (1'46.438)							
Lap	Seg.1	Seg.2	Seg.3	Seg.4	Lap Time	km/h	Local Time
1		35.275	21.902	20.336			9:32'09.935
2	35.316	32.231	21.295	19.913	1'48.755	270,9	9:33'58.690
3	34.089	32.045	21.004	19.991	1'47.129	278,6	9:35'45.819
4	33.890	32.857	21.202	20.064	1'48.013	275,0	9:37'33.832
5	33.957	31.784	21.175	19.886	1'46.802	275,0	9:39'20.634
6	33.964	31.939	20.917	19.907	1'46.727	270,9	9:41'07.361
7	34.013	31.832	20.941	19.907	1'46.693	271,6	9:42'54.054
8	33.925	31.859	20.938	19.788	1'46.510	274,3	9:44'40.564
9	33.808	31.790	21.013	19.827	1'46.438	276,4	9:46'27.002

19° 47 R. HARTOG (1'47.279)							
Lap	Seg.1	Seg.2	Seg.3	Seg.4	Lap Time	km/h	Local Time
1		32.915	21.645	20.445			9:31'56.468
2	35.072	32.397	22.293	20.144	1'49.906	269,6	9:33'46.374
3	34.542	32.271	21.125	20.208	1'48.146	269,6	9:35'34.520
4	34.353	31.996	21.230	20.088	1'47.667	268,2	9:37'22.187
5	34.589	32.246	21.573	20.362	1'48.770	270,9	9:39'10.957
6	34.243	32.278	21.458	20.170	1'48.149	272,9	9:40'59.106
7	34.934	33.284	22.589	20.134	1'50.941	267,6	9:42'50.047
8	34.729	32.000	21.353	20.265	1'48.347	271,6	9:44'38.394
9	34.245	31.904	21.083	20.047	1'47.279	268,9	9:46'25.673

15° 31 D. VALLE (1'46.604)							
Lap	Seg.1	Seg.2	Seg.3	Seg.4	Lap Time	km/h	Local Time
1		32.402	21.355	19.789			9:31'52.062
2	34.598	31.763	21.138	19.897	1'47.396	260,5	9:33'39.458
3	34.219	41.333	22.845	19.824	1'58.221	272,3	9:35'37.679
4	33.918	31.819	21.090	19.777	1'46.604	270,9	9:37'24.283
5	34.563	31.820	21.371	19.748	1'47.502	272,3	9:39'11.785
6	34.073	31.837	21.445	20.000	1'47.355	274,3	9:40'59.140
7	35.638	33.065	22.232	20.028	1'50.963	270,9	9:42'50.103
8	34.151	31.706	21.049	19.849	1'46.755	274,3	9:44'36.858
9	34.124	31.752	21.132	19.924	1'46.932	270,2	9:46'23.790

20° 30 G. VAN STRAALLEN (1'47.439)							
Lap	Seg.1	Seg.2	Seg.3	Seg.4	Lap Time	km/h	Local Time
1		33.132	21.790	20.020			9:31'56.907
2	34.818	32.455	21.616	19.878	1'48.767	263,7	9:33'45.674
3	34.555	31.831	21.248	19.807	1'47.441	263,0	9:35'33.115
4	34.417	32.304	21.202	19.823	1'47.746	263,0	9:37'20.861
5	34.658	31.888	21.490	19.846	1'47.882	262,4	9:39'08.743
6	35.083	31.881	21.815	19.833	1'48.612	264,9	9:40'57.355
7	34.563	31.964	21.010	19.941	1'47.478	268,2	9:42'44.833
8	34.530	32.534	21.304	19.925	1'48.293	262,4	9:44'33.126
9	34.504	31.928	21.088	19.919	1'47.439	263,0	9:46'20.565

16° 6 M. HERRERA (1'46.870)							
Lap	Seg.1	Seg.2	Seg.3	Seg.4	Lap Time	km/h	Local Time
1		35.311	26.261	20.167			9:32'06.501
2	34.841	31.800	20.984	19.951	1'47.576	268,2	9:33'54.077
3	34.234	32.592	21.123	20.016	1'47.965	275,0	9:35'42.042
4	34.443	31.661	20.826	19.940	1'46.870	271,6	9:37'28.912
5	34.344	31.885	20.930	19.920	1'47.079	266,9	9:39'15.991
6	34.418	31.749	20.881	19.954	1'47.002	272,9	9:41'02.993
7	34.358	31.606	21.416	20.132	1'47.512	277,1	9:42'50.505
8	38.498	31.909	21.183	20.137	1'51.727	275,0	9:44'42.232

21° 74 J. VAN SIKKELERUS (1'47.575)							
Lap	Seg.1	Seg.2	Seg.3	Seg.4	Lap Time	km/h	Local Time
1		34.603	26.962	20.151			9:32'05.551
2	35.104	32.146	21.175	20.117	1'48.542	259,9	9:33'54.093
3	34.667	32.694	21.978	20.055	1'49.394	264,3	9:35'43.487
4	40.012	38.680	25.859	20.098	2'04.649	265,6	9:37'48.136
5	34.624	32.058	21.357	20.088	1'48.127	268,2	9:39'36.263
6	34.327	31.948	21.113	20.187	1'47.575	266,9	9:41'23.838
7	34.430	32.326	21.405	20.264	1'48.425	266,2	9:43'12.263
8	34.478	32.493	21.156	20.008	1'48.135	266,2	9:45'00.398
9	34.975	32.272	21.207	20.039	1'48.493	268,9	9:46'48.891

08/09/2019

P = Pits In/Out - C = Lap Time Cancelled

These data/results cannot be reproduced, stored and/or transmitted in whole or in part by any manner of electronic, mechanical, photocopying, recording, broadcasting or otherwise now known or herein after developed without the previous express consent by the copyright owner, except for reproduction in daily press and regular printed publications on sale to the public within 60 days of the event related to those data/results and always provided that copyright symbol appears together as follows below.

© DORNA WSBK ORGANIZATION Srl 2019

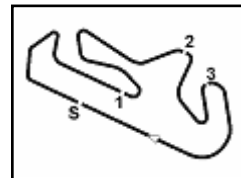
FKR PERUGIA TIMING



Official Tyre Supplier



Official Timekeeper



Portimao 4.592 m

3 / 3

22° 4 C. STANGE (1'47.688)							
Lap	Seg.1	Seg.2	Seg.3	Seg.4	Lap Time	km/h	Local Time
1		33.686	21.755	20.468			9:31'58.839
2	34.849	32.591	21.125	19.991	1'48.556	262,4	9:33'47.395
3	42.717	32.293	21.354	19.782	1'56.146	264,3	9:35'43.541
4	34.392	32.092	21.495	19.903	1'47.882	270,2	9:37'31.423
5	34.180	38.139	21.225	19.731	1'53.275	265,6	9:39'24.698
6	34.401	32.150	21.152	19.985	1'47.688	264,3	9:41'12.386
7	34.779	32.370	25.402	20.257	1'52.808	269,6	9:43'05.194
8	34.706	32.190	20.948	19.973	1'47.817	259,2	9:44'53.011
9	34.869	32.513	21.315	20.148	1'48.845	259,9	9:46'41.856

4	35.775	32.703	21.807	20.520	1'50.805	256,2	9:37'42.704
5	37.694	33.919	23.200	28.525	2'03.338P	259,2	9:39'46.042
6	2'53.431	33.993	22.172	20.730	4'10.326P		9:43'56.368
7	36.599	33.295	21.920	20.588	1'52.402	250,3	9:45'48.770

23° 22 F. FULIGNI (1'47.846)							
Lap	Seg.1	Seg.2	Seg.3	Seg.4	Lap Time	km/h	Local Time
1		34.782	22.441	20.704			9:32'08.977
2	35.011	32.706	21.454	20.366	1'49.537	263,0	9:33'58.514
3	34.835	32.478	21.805	20.414	1'49.532	270,2	9:35'48.046
4	34.264	32.396	21.261	20.149	1'48.070	275,0	9:37'36.116
5	34.262	32.127	21.303	20.154	1'47.846	271,6	9:39'23.962
6	34.535	32.297	21.394	20.158	1'48.384	269,6	9:41'12.346
7	39.107	34.295	22.235	20.302	1'55.939	270,2	9:43'08.285
8	34.513	32.266	21.327	20.155	1'48.261	268,9	9:44'56.546
9	34.449	37.922	21.885	20.488	1'54.744	270,2	9:46'51.290

24° 65 M. CANDUCCI (1'49.626)							
Lap	Seg.1	Seg.2	Seg.3	Seg.4	Lap Time	km/h	Local Time
1		33.351	22.181	20.699			9:31'55.720
2	35.451	43.233	22.441	20.449	2'01.574	263,7	9:33'57.294
3	34.956	33.296	21.772	20.553	1'50.577	265,6	9:35'47.871
4	38.247	32.968	22.035	20.312	1'53.562	268,9	9:37'41.433
5	35.027	33.555	21.679	20.467	1'50.728	264,9	9:39'32.161
6	34.937	32.838	21.517	20.560	1'49.852	263,0	9:41'22.013
7	35.183	33.361	22.293	20.175	1'51.012	263,7	9:43'13.025
8	35.096	32.470	21.610	20.450	1'49.626	268,2	9:45'02.651

25° 40 A. GYORFI (1'50.108)							
Lap	Seg.1	Seg.2	Seg.3	Seg.4	Lap Time	km/h	Local Time
1		34.687	22.625	20.858			9:32'09.919
2	36.077	34.416	22.113	20.648	1'53.254	268,9	9:34'03.173
3	35.539	32.805	21.968	20.444	1'50.756	271,6	9:35'53.929
4	35.217	32.754	21.762	20.375	1'50.108	270,2	9:37'44.037
5	35.075	39.777	22.038	20.556	1'57.446	270,2	9:39'41.483
6	35.681	33.530	22.047	20.466	1'51.724	268,2	9:41'33.207
7	35.778	33.922	28.557	21.397	1'59.654	266,2	9:43'32.861
8	35.261	32.959	21.863	20.299	1'50.382	264,3	9:45'23.243

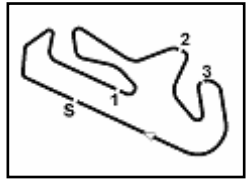
26° 53 G. SCONZA (1'50.801)							
Lap	Seg.1	Seg.2	Seg.3	Seg.4	Lap Time	km/h	Local Time
1		34.515	22.862	20.520			9:31'59.800
2	36.134	33.409	21.907	20.294	1'51.744	255,6	9:33'51.544
3	36.053	33.259	21.984	19.951	1'51.247	261,1	9:35'42.791
4	35.586	33.247	21.941	20.027	1'50.801	256,2	9:37'33.592
5	51.051	33.710	22.219	20.347	2'07.327	255,6	9:39'40.919
6	35.722	33.495	21.858	20.172	1'51.247	250,3	9:41'32.166
7	36.573	33.284	27.108	20.653	1'57.618	249,1	9:43'29.784
8	36.085	33.357	21.898	20.281	1'51.621	250,8	9:45'21.405

27° 67 G. MATERN (1'50.805)							
Lap	Seg.1	Seg.2	Seg.3	Seg.4	Lap Time	km/h	Local Time
1		34.685	22.594	20.892			9:32'08.971
2	36.451	33.020	22.007	20.627	1'52.105	248,0	9:34'01.076
3	35.507	33.040	21.726	20.550	1'50.823	256,8	9:35'51.899

08/09/2019 P = Pits In/Out - C = Lap Time Cancelled

These data/results cannot be reproduced, stored and/or transmitted in whole or in part by any manner of electronic, mechanical, photocopying, recording, broadcasting or otherwise now known or herein after developed without the previous express consent by the copyright owner, except for reproduction in daily press and regular printed publications on sale to the public within 60 days of the event related to those data/results and always provided that copyright symbol appears together as follows below.

© DORNA WSBK ORGANIZATION Srl 2019



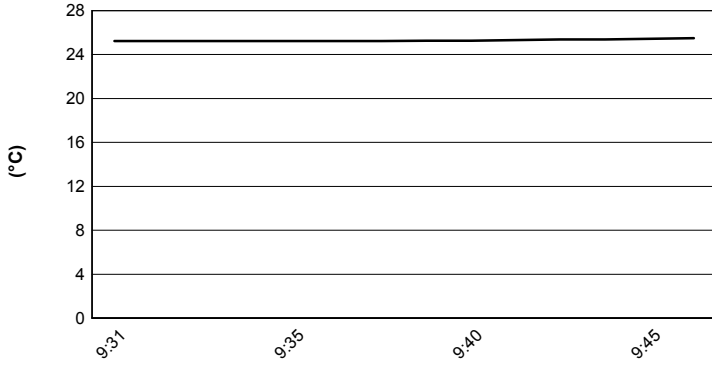
Portimao 4.592 m

Acerbis Portuguese Round, 6-8 September 2019

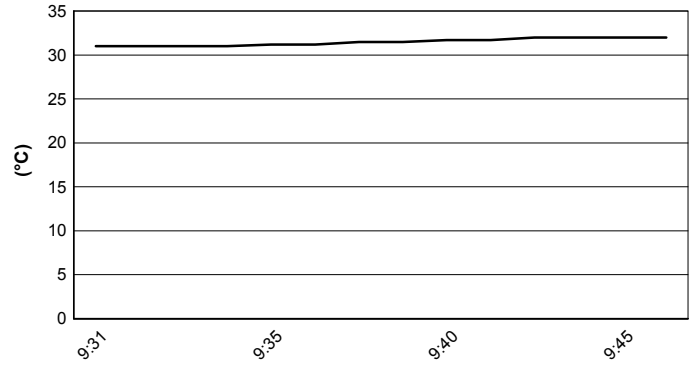
Weather Report Warm Up

Session started 09:30 - Session ended 9:47

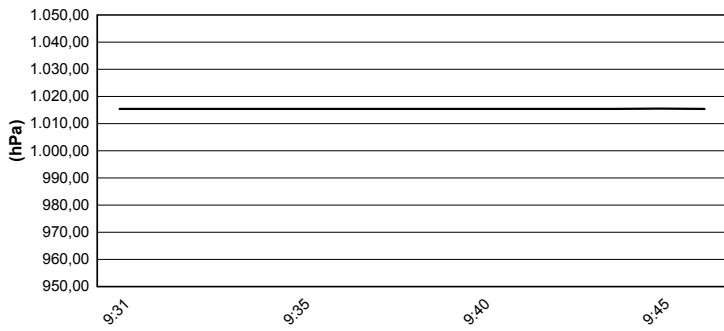
Air Temperature



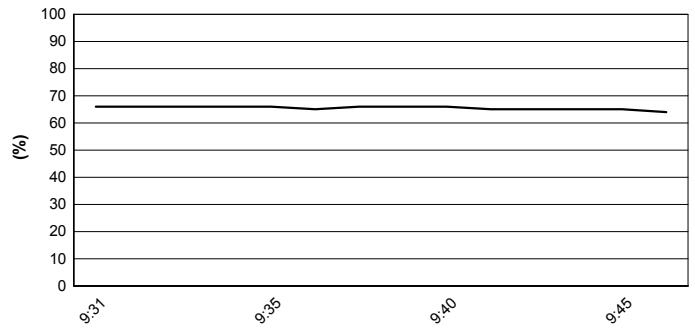
Track Temperature



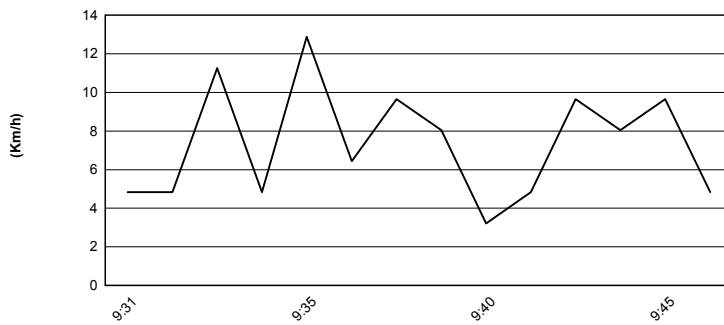
Air Pressure



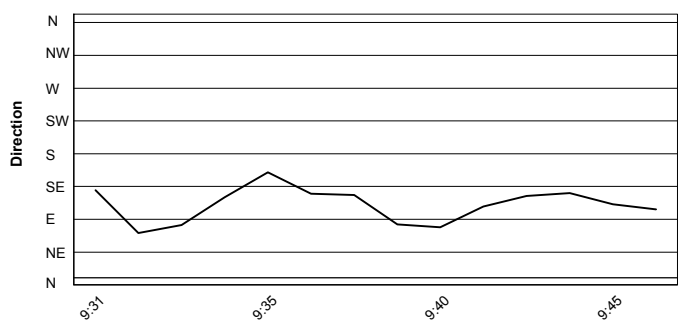
Humidity



Wind Speed



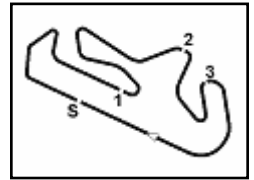
Wind Direction



08/09/2019

These data/results cannot be reproduced, stored and/or transmitted in whole or in part by any manner of electronic, mechanical, photocopying, recording, broadcasting or otherwise now known or herein after developed without the previous express consent by the copyright owner, except for reproduction in daily press and regular printed publications on sale to the public within 60 days of the event related to those data/results and always provided that copyright symbol appears together as follows below.

© DORNA WSBK ORGANIZATION Srl 2019



Portimao 4.592 m

Acerbis Portuguese Round, 6-8 September 2019

Starting Grid

18 Laps x 4,592 km = 82,656 km

1	64 CARICASULO F. Yamaha 1'44.220	2	21 KRUMMENACHER R. Yamaha 1'44.664	3	44 MAHIAS L. Kawasaki 1'44.990	
2	4	32 VINALES I. Yamaha 1'44.998	5	3 DE ROSA R. MV Agusta 1'45.156	6	86 BADOVINI A. Kawasaki 1'45.201
3	7	78 OKUBO H. Kawasaki 1'45.349	8	16 CLUZEL J. Yamaha 1'45.399	9	95 DANILO J. Honda 1'45.661
4	10	71 PONS M. Yamaha 1'45.822	11	31 VALLE D. Yamaha 1'45.944	12	61 RUIU G. Honda 1'46.020
5	13	94 PEROLARI C. Yamaha 1'46.210	14	84 GRESSON L. Yamaha 1'46.233	15	56 SEBESTYEN P. Honda 1'46.416
6	16	10 CALERO N. Kawasaki 1'46.780	17	4 STANGE C. Honda 1'46.848	18	30 VAN STRAALEN G. Kawasaki 1'46.913
7	19	74 VAN SIKKELERUS J. Honda 1'47.001	20	6 HERRERA M. Yamaha 1'47.031	21	22 FULIGNI F. MV Agusta 1'47.097
8	22	47 HARTOG R. Kawasaki 1'47.240	23	65 CANDUCCI M. Yamaha 1'48.950	24	53 SCONZA G. Honda 1'49.726
9	25	67 MATERN G. Kawasaki 1'50.145	26 *	40 GYORFI A. Yamaha 1'50.040	27 *	11 SMITH K. Kawasaki 1'45.538

N.40 (Gyorfi A.) has been penalized to start the race from the last grid position according to art.1.21.2

N.11 (Smith K.) has been penalized to start the race from the pit lane according to art.1.21.23

08/09/2019 The Race Director

* = Penalized

These data/results cannot be reproduced, stored and/or transmitted in whole or in part by any manner of electronic, mechanical, photocopying, recording, broadcasting or otherwise now known or herein after developed without the previous express consent by the copyright owner, except for reproduction in daily press and regular printed publications on sale to the public within 60 days of the event related to those data/results and always provided that copyright symbol appears together as follows below.

© DORNA WSBK ORGANIZATION Srl 2019

FKR PERUGIA TIMING



Official Tyre Supplier



Official Timekeeper