

Acerbis Portuguese Round, 6-8 September 2019

Free Practices Combined Results Gr.B after FP2

Portimao 4.592 m

No.	Rider	Nat	Team	Bike	Class	FP1	FP2	FP3	Time	Gap	Rel.	Avg	LL
1	95 S. DEROUE	NED	Kawasaki MOTOPOST	Kawasaki Ninja 400	B	1'56.268	1'56.459		1'56.268			142,182	20
2	25 A. VERDOIA	FRA	BCD Yamaha MS Racing	Yamaha YZF-R3	B	1'57.034	1'56.571		1'56.571	0.303	0.303	141,812	23
3	18 M. GONZALEZ	ESP	Kawasaki ParkinGO Team	Kawasaki Ninja 400	B	1'56.848	1'56.631		1'56.631	0.363	0.060	141,739	20
4	64 H. DE CANCELLIS	FRA	Team Trasimeno Yamaha	Yamaha YZF-R3	B	1'57.684	1'56.974		1'56.974	0.706	0.343	141,324	23
5	21 B. SANCHEZ	ESP	Scuderia Maranga Racing	Kawasaki Ninja 400	B	1'58.156	1'57.114		1'57.114	0.846	0.140	141,155	22
6	72 V. STEEMAN	NED	Freudenberg KTM Junior Team	KTM RC 390 R	B	1'57.424	1'57.135		1'57.135	0.867	0.021	141,129	21
7	88 B. IERACI	ITA	Kawasaki GP Project	Kawasaki Ninja 400	B	1'57.135	1'57.358		1'57.135	0.867		141,129	22
8	36 B. NEILA	ESP	BCD Yamaha MS Racing	Yamaha YZF-R3	B	1'57.841	1'57.142		1'57.142	0.874	0.007	141,121	22
9	69 J. BUIS	NED	MTM Racing Team	Kawasaki Ninja 400	B	1'58.095	1'57.446		1'57.446	1.178	0.304	140,756	21
10	30 D. BLIN	POL	Terra e Moto	Yamaha YZF-R3	B	1'57.897	1'59.280		1'57.897	1.629	0.451	140,217	23
11	42 M. GARCIA	ESP	DS Junior Team	Kawasaki Ninja 400	B	1'58.974	1'58.016		1'58.016	1.748	0.119	140,076	21
12	46 S. DI SORA	FRA	Flembo Leader Team	Kawasaki Ninja 400	B	1'58.030	1'58.849		1'58.030	1.762	0.014	140,059	15
13	44 T. BRAMICH	AUS	Carl Cox-RT Motorsports by SKM-Kawasaki	Kawasaki Ninja 400	B	1'58.621	1'58.925		1'58.621	2.353	0.591	139,361	23
14	97 M. KAPPLER	GER	Freudenberg KTM WorldSSP Team	KTM RC 390 R	B	1'59.378	1'58.772		1'58.772	2.504	0.151	139,184	23
15	78 J. FORAY	FRA	Prodina IRCOS Kawasaki	Kawasaki Ninja 400	B	1'59.521	1'58.843		1'58.843	2.575	0.071	139,101	24
16	3 M. PEDENEAU	FRA	Team MHP Racing-Patrick Pons	Yamaha YZF-R3	B	1'59.726	1'58.991		1'58.991	2.723	0.148	138,928	25
17	54 B. SOFUOGLU	TUR	Turkish Puccetti Racing by TSM	Kawasaki Ninja 400	B	1'59.531	1'59.077		1'59.077	2.809	0.086	138,828	25
18	26 J. KELSO	AUS	Nutec - RT Motorsports by SKM - Kawasaki	Kawasaki Ninja 400	B	1'59.130	1'59.503		1'59.130	2.862	0.053	138,766	27
19	39 J. PEREZ GONZALEZ	ESP	DS Junior Team	Kawasaki Ninja 400	B	2'01.143	1'59.163		1'59.163	2.895	0.033	138,728	24
20	35 F. DE BRUIN	NED	Team Trasimeno Yamaha	Yamaha YZF-R3	B	2'00.045	1'59.553		1'59.553	3.285	0.390	138,275	23
21	93 A. QUINET	FRA	TGP Racing	Honda CBR500R	B		1'59.931		1'59.931	3.663	0.378	137,839	8
22	65 J. FACCO	ITA	Semakin Di Depan Biblion Motocrossing	Yamaha YZF-R3	B	2'00.552	1'59.999		1'59.999	3.731	0.068	137,761	25
23	12 R. DORE	FRA	Team MHP Racing-Patrick Pons	Yamaha YZF-R3	B	2'02.633	2'00.360		2'00.360	4.092	0.361	137,348	27
24	32 A. PELIKANOVA	CZE	Kawasaki GP Project	Kawasaki Ninja 400	B	2'01.425	2'00.463		2'00.463	4.195	0.103	137,231	19
25	77 V. SCHWARZ	CZE	ACCR Czech Talent Team - Willi Race	Kawasaki Ninja 400	B	2'01.011	2'00.750		2'00.750	4.482	0.287	136,904	26
26	96 M. HRAVA	CZE	ACCR Czech Talent Team - Willi Race	Kawasaki Ninja 400	B	2'01.450	2'00.775		2'00.775	4.507	0.025	136,876	24
27	80 V. CORREIA ESTURRAD	POR	Team Moto clube De Loule Concelho	Kawasaki Ninja 400	B	2'03.407	2'03.612		2'03.407	7.139	2.632	133,957	19
28	9 S. NAUD	FRA	2R Racing Team	Kawasaki Ninja 400	B	2'04.379	2'05.186		2'04.379	8.111	0.972	132,910	26

Top 3 Average Time: 1'56.490

06/09/2019

These data/results cannot be reproduced, stored and/or transmitted in whole or in part by any manner of electronic, mechanical, photocopying, recording, broadcasting or otherwise now known or herein after developed without the previous express consent by the copyright owner, except for reproduction in daily press and regular printed publications on sale to the public within 60 days of the event related to those data/results and always provided that copyright symbol appears together as follows below.

© DORNA WSBK ORGANIZATION Srl 2019



Official Fuel Supplier

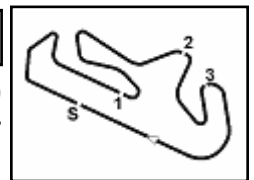


FKR PERUGIA TIMING

Official Tyre Supplier



Official Timekeeper



Acerbis Portuguese Round, 6-8 September 2019

Results Free Practice 2nd Session Gr.B

Portimao 4.592 m

1 / 2

No.	Rider	Nat	Team	Bike	Class	Time	Gap	Rel.	Laps	Speed	
										Avg	Max
1	95 S. DEROUE	NED	Kawasaki MOTOPOST	Kawasaki Ninja 400	B	1'56.459			11	141,949	208,4
2	25 A. VERDOIA	FRA	BCD Yamaha MS Racing	Yamaha YZF-R3	B	1'56.571	0.112	0.112	11	141,812	210,8
3	18 M. GONZALEZ	ESP	Kawasaki ParkinGO Team	Kawasaki Ninja 400	B	1'56.631	0.172	0.060	10	141,739	215,4
4	64 H. DE CANCELLIS	FRA	Team Trasimeno Yamaha	Yamaha YZF-R3	B	1'56.974	0.515	0.343	10	141,324	211,2
5	21 B. SANCHEZ	ESP	Scuderia Maranga Racing	Kawasaki Ninja 400	B	1'57.114	0.655	0.140	12	141,155	210,4
6	72 V. STEEMAN	NED	Freudenberg KTM Junior Team	KTM RC 390 R	B	1'57.135	0.676	0.021	10	141,129	207,6
7	36 B. NEILA	ESP	BCD Yamaha MS Racing	Yamaha YZF-R3	B	1'57.142	0.683	0.007	9	141,121	212,5
8	88 B. IERACI	ITA	Kawasaki GP Project	Kawasaki Ninja 400	B	1'57.358	0.899	0.216	11	140,861	211,2
9	69 J. BUIS	NED	MTM Racing Team	Kawasaki Ninja 400	B	1'57.446	0.987	0.088	14	140,756	213,7
10	42 M. GARCIA	ESP	DS Junior Team	Kawasaki Ninja 400	B	1'58.016	1.557	0.570	10	140,076	213,3
11	97 M. KAPPLER	GER	Freudenberg KTM WorldSSP Team	KTM RC 390 R	B	1'58.772	2.313	0.756	11	139,184	210,4
12	78 J. FORAY	FRA	Prodina IRCOS Kawasaki	Kawasaki Ninja 400	B	1'58.843	2.384	0.071	11	139,101	210,8
13	46 S. DI SORA	FRA	Flembbo Leader Team	Kawasaki Ninja 400	B	1'58.849	2.390	0.006	4	139,094	209,2
14	44 T. BRAMICH	AUS	Carl Cox-RT Motorsports by SKM-Kawasaki	Kawasaki Ninja 400	B	1'58.925	2.466	0.076	11	139,005	209,2
15	3 M. PEDENEAU	FRA	Team MHP Racing-Patrick Pons	Yamaha YZF-R3	B	1'58.991	2.532	0.066	13	138,928	211,2
16	54 B. SOFUOGLU	TUR	Turkish Puccetti Racing by TSM	Kawasaki Ninja 400	B	1'59.077	2.618	0.086	13	138,828	212,1
17	39 J. PEREZ GONZALEZ	ESP	DS Junior Team	Kawasaki Ninja 400	B	1'59.163	2.704	0.086	13	138,728	212,5
18	30 D. BLIN	POL	Terra e Moto	Yamaha YZF-R3	B	1'59.280	2.821	0.117	11	138,592	204,8
19	26 J. KELSO	AUS	Nutec - RT Motorsports by SKM - Kawasaki	Kawasaki Ninja 400	B	1'59.503	3.044	0.223	13	138,333	214,6
20	35 F. DE BRUIN	NED	Team Trasimeno Yamaha	Yamaha YZF-R3	B	1'59.553	3.094	0.050	12	138,275	208,4
21	93 A. QUINET	FRA	TGP Racing	Honda CBR500R	B	1'59.931	3.472	0.378	8	137,839	212,1
22	65 J. FACCO	ITA	Semakin Di Depan Biblion Motocrossing	Yamaha YZF-R3	B	1'59.999	3.540	0.068	14	137,761	212,5
23	12 R. DORE	FRA	Team MHP Racing-Patrick Pons	Yamaha YZF-R3	B	2'00.360	3.901	0.361	14	137,348	211,6
24	32 A. PELIKANOVA	CZE	Kawasaki GP Project	Kawasaki Ninja 400	B	2'00.463	4.004	0.103	10	137,231	212,1
25	77 V. SCHWARZ	CZE	ACCR Czech Talent Team - Willi Race	Kawasaki Ninja 400	B	2'00.750	4.291	0.287	14	136,904	206,4
26	96 M. HRAVA	CZE	ACCR Czech Talent Team - Willi Race	Kawasaki Ninja 400	B	2'00.775	4.316	0.025	13	136,876	210,0
27	80 V. CORREIA ESTURRADO	POR	Team Motoclube De Loule Concelho	Kawasaki Ninja 400	B	2'03.612	7.153	2.837	12	133,735	201,8
----- Out 107% in this Session -----											
28	9 S. NAUD	FRA	2R Racing Team	Kawasaki Ninja 400	B	2'05.186	8.727	1.574	13	132,053	211,2

Qualifying Lap Time (107% of 1'56.459): 2'04.612

AIR	Humidity:	45%	Temp:	31°C
TRACK	Condition:	Dry	Temp:	45°C

Records	Pole	(SP2)	2018 T.Edwards	1'56.877	141,440	Km/h
	Race	(RC)	2018 A.Carrasco	1'56.801	141,530	Km/h
	All Times	(FP1)	2019 S.Deroue	1'56.268	142,180	Km/h

Start 06/09/2019 14:15 End 14:46 The results are provisional until the end of the time limit for protests and appeals and the completion of the technical checks.

These data/results cannot be reproduced, stored and/or transmitted in whole or in part by any manner of electronic, mechanical, photocopying, recording, broadcasting or otherwise now known or herein after developed without the previous express consent by the copyright owner, except for reproduction in daily press and regular printed publications on sale to the public within 60 days of the event related to those data/results and always provided that copyright symbol appears together as follows below.

© DORNA WSBK ORGANIZATION Srl 2019



Official Fuel Supplier

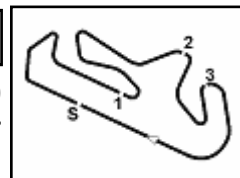


PIRELLI PERUGIA TIMING

Official Tyre Supplier



Official Timekeeper



Acerbis Portuguese Round, 6-8 September 2019

Results Free Practice 2nd Session Gr.B

Session Highlights

Local Time	No. Rider	Description
14.15.00		Start
14.20.41	21 B. SANCHEZ	Current Lap Cancelled - Exceeded Track Limits - Turn 4
14.23.00	25 A. VERDÓIA	Current Lap Cancelled - Exceeded Track Limits - Turn 1
14.24.49	65 J. FACCO	Current Lap Cancelled - Exceeded Track Limits - Turn 4
14.24.53	3 M. PEDENEAU	Current Lap Cancelled - Exceeded Track Limits - Turn 4
14.31.19	54 B. SOFUOGLU	Current Lap Cancelled - Exceeded Track Limits - Turn 4
14.32.46	77 V. SCHWARZ	Current Lap Cancelled - Exceeded Track Limits - Turn 4
14.33.01	26 J. KELSO	Current Lap Cancelled - Exceeded Track Limits - Turn 4
14.34.00	21 B. SANCHEZ	On Asphalt - Re-Joined - Turn 5
14.34.00	80 V. CORREIA ESTURRADO	On Asphalt - Re-Joined - Turn 5
14.37.23	12 R. DORE	Current Lap Cancelled - Exceeded Track Limits - Turn 4
14.37.30	18 M. GONZALEZ	Current Lap Cancelled - Exceeded Track Limits - Turn 1
14.38.32	36 B. NEILA	Technical Problem - Turn 4
14.38.59	97 M. KAPPLER	Current Lap Cancelled - Exceeded Track Limits - Turn 4
14.41.02	97 M. KAPPLER	Current Lap Cancelled - Exceeded Track Limits - Turn 4
14.41.47	21 B. SANCHEZ	Current Lap Cancelled - Exceeded Track Limits - Turn 4
14.42.49	97 M. KAPPLER	Current Lap Cancelled - Exceeded Track Limits - Turn 4
14.46.58		End Of Session

Fastest Laps Sequence

No.	Rider	Nat	Team	Bike	Local Time	Time	Gap	Avg
95	S. DEROUE	NED	Kawasaki MOTOPOST	Kawasaki Ninja 400	14:19'16.179	1'57.072		141,205
18	M. GONZALEZ	ESP	Kawasaki ParkinGO Team	Kawasaki Ninja 400	14:21'37.512	1'57.041	-0.031	141,243
18	M. GONZALEZ	ESP	Kawasaki ParkinGO Team	Kawasaki Ninja 400	14:23'34.143	1'56.631	-0.410	141,739
95	S. DEROUE	NED	Kawasaki MOTOPOST	Kawasaki Ninja 400	14:34'53.224	1'56.459	-0.172	141,949

Start 06/09/2019 14:15 End 14:46 The results are provisional until the end of the time limit for protests and appeals and the completion of the technical checks.

These data/results cannot be reproduced, stored and/or transmitted in whole or in part by any manner of electronic, mechanical, photocopying, recording, broadcasting or otherwise now known or herein after developed without the previous express consent by the copyright owner, except for reproduction in daily press and regular printed publications on sale to the public within 60 days of the event related to those data/results and always provided that copyright symbol appears together as follows below.

© DORNA WSBK ORGANIZATION Srl 2019



Official Fuel Supplier

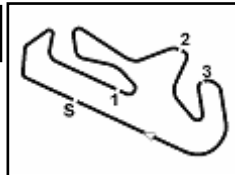


PIRELLI

Official Tyre Supplier



Official Timekeeper



Portimao 4.592 m

Acerbis Portuguese Round, 6-8 September 2019

Best Sectors & Speed Free Practice 2nd Session Gr.B

BEST LAP			
1	95 S. DEROUE	Kawasaki Ninja 400	1'56.459
2	25 A. VERDOIA	Yamaha YZF-R3	1'56.571
3	18 M. GONZALEZ	Kawasaki Ninja 400	1'56.631
4	64 H. DE CANCELLIS	Yamaha YZF-R3	1'56.974
5	21 B. SANCHEZ	Kawasaki Ninja 400	1'57.114
6	72 V. STEEMAN	KTM RC 390 R	1'57.135
7	36 B. NEILA	Yamaha YZF-R3	1'57.142
8	88 B. IERACI	Kawasaki Ninja 400	1'57.358
9	69 J. BUIS	Kawasaki Ninja 400	1'57.446
10	42 M. GARCIA	Kawasaki Ninja 400	1'58.016
11	97 M. KAPPLER	KTM RC 390 R	1'58.772
12	78 J. FORAY	Kawasaki Ninja 400	1'58.843
13	46 S. DI SORA	Kawasaki Ninja 400	1'58.849
14	44 T. BRAMICH	Kawasaki Ninja 400	1'58.925
15	3 M. PEDENEAU	Yamaha YZF-R3	1'58.991
16	54 B. SOFUOGLU	Kawasaki Ninja 400	1'59.077
17	39 J. PEREZ GONZALEZ	Kawasaki Ninja 400	1'59.163
18	30 D. BLIN	Yamaha YZF-R3	1'59.280
19	26 J. KELSO	Kawasaki Ninja 400	1'59.503
20	35 F. DE BRUIN	Yamaha YZF-R3	1'59.553
21	93 A. QUINET	Honda CBR500R	1'59.931
22	65 J. FACCO	Yamaha YZF-R3	1'59.999
23	12 R. DORE	Yamaha YZF-R3	2'00.360
24	32 A. PELIKANOVA	Kawasaki Ninja 400	2'00.463
25	77 V. SCHWARZ	Kawasaki Ninja 400	2'00.750
26	96 M. HRAVA	Kawasaki Ninja 400	2'00.775
27	80 V. CORREIA ESTURRADO	Kawasaki Ninja 400	2'03.612
28	9 S. NAUD	Kawasaki Ninja 400	2'05.186

SPEED			
1	18 M. GONZALEZ	Kawasaki Ninja 400	215,4
2	26 J. KELSO	Kawasaki Ninja 400	214,6
3	69 J. BUIS	Kawasaki Ninja 400	213,7
4	42 M. GARCIA	Kawasaki Ninja 400	213,3
5	36 B. NEILA	Yamaha YZF-R3	212,5
6	39 J. PEREZ GONZALEZ	Kawasaki Ninja 400	212,5
7	65 J. FACCO	Yamaha YZF-R3	212,5
8	93 A. QUINET	Honda CBR500R	212,1
9	32 A. PELIKANOVA	Kawasaki Ninja 400	212,1
10	54 B. SOFUOGLU	Kawasaki Ninja 400	212,1
11	12 R. DORE	Yamaha YZF-R3	211,6
12	88 B. IERACI	Kawasaki Ninja 400	211,2
13	9 S. NAUD	Kawasaki Ninja 400	211,2
14	3 M. PEDENEAU	Yamaha YZF-R3	211,2
15	64 H. DE CANCELLIS	Yamaha YZF-R3	211,2
16	25 A. VERDOIA	Yamaha YZF-R3	210,8
17	78 J. FORAY	Kawasaki Ninja 400	210,8
18	21 B. SANCHEZ	Kawasaki Ninja 400	210,4
19	97 M. KAPPLER	KTM RC 390 R	210,4
20	96 M. HRAVA	Kawasaki Ninja 400	210,0
21	46 S. DI SORA	Kawasaki Ninja 400	209,2
22	44 T. BRAMICH	Kawasaki Ninja 400	209,2
23	35 F. DE BRUIN	Yamaha YZF-R3	208,4
24	95 S. DEROUE	Kawasaki Ninja 400	208,4
25	72 V. STEEMAN	KTM RC 390 R	207,6
26	77 V. SCHWARZ	Kawasaki Ninja 400	206,4
27	30 D. BLIN	Yamaha YZF-R3	204,8
28	80 V. CORREIA ESTURRADO	Kawasaki Ninja 400	201,8

SEG. 1				SEG. 2				SEG. 3				SEG. 4			
1	18 M. GONZALEZ	37.871	1	95 S. DEROUE	34.382	1	64 H. DE CANCELLIS	21.815	1	25 A. VERDOIA	21.539				
2	95 S. DEROUE	37.954	2	25 A. VERDOIA	34.488	2	95 S. DEROUE	21.916	2	21 B. SANCHEZ	21.656				
3	72 V. STEEMAN	38.133	3	18 M. GONZALEZ	34.511	3	25 A. VERDOIA	21.957	3	18 M. GONZALEZ	21.796				
4	25 A. VERDOIA	38.164	4	64 H. DE CANCELLIS	34.538	4	69 J. BUIS	22.064	4	95 S. DEROUE	21.865				
5	64 H. DE CANCELLIS	38.318	5	36 B. NEILA	34.630	5	72 V. STEEMAN	22.071	5	69 J. BUIS	21.913				
6	36 B. NEILA	38.351	6	88 B. IERACI	34.686	6	88 B. IERACI	22.095	6	36 B. NEILA	21.956				
7	88 B. IERACI	38.379	7	69 J. BUIS	34.700	7	18 M. GONZALEZ	22.111	7	72 V. STEEMAN	21.986				
8	21 B. SANCHEZ	38.492	8	72 V. STEEMAN	34.732	8	30 D. BLIN	22.135	8	54 B. SOFUOGLU	21.991				
9	69 J. BUIS	38.505	9	21 B. SANCHEZ	34.734	9	42 M. GARCIA	22.145	9	88 B. IERACI	22.003				
10	42 M. GARCIA	38.526	10	42 M. GARCIA	34.876	10	36 B. NEILA	22.205	10	97 M. KAPPLER	22.058				
11	78 J. FORAY	38.634	11	44 T. BRAMICH	35.004	11	21 B. SANCHEZ	22.207	11	44 T. BRAMICH	22.065				
12	26 J. KELSO	38.646	12	39 J. PEREZ GONZALEZ	35.156	12	39 J. PEREZ GONZALEZ	22.272	12	64 H. DE CANCELLIS	22.096				
13	54 B. SOFUOGLU	38.681	13	46 S. DI SORA	35.217	13	46 S. DI SORA	22.283	13	35 F. DE BRUIN	22.114				
14	3 M. PEDENEAU	38.707	14	97 M. KAPPLER	35.251	14	78 J. FORAY	22.330	14	93 A. QUINET	22.128				
15	46 S. DI SORA	38.708	15	54 B. SOFUOGLU	35.262	15	54 B. SOFUOGLU	22.400	15	96 M. HRAVA	22.138				
16	44 T. BRAMICH	38.771	16	3 M. PEDENEAU	35.283	16	44 T. BRAMICH	22.428	16	65 J. FACCO	22.163				
17	97 M. KAPPLER	38.881	17	30 D. BLIN	35.310	17	97 M. KAPPLER	22.491	17	39 J. PEREZ GONZALEZ	22.198				
18	39 J. PEREZ GONZALEZ	38.925	18	78 J. FORAY	35.399	18	65 J. FACCO	22.494	18	46 S. DI SORA	22.248				
19	65 J. FACCO	38.998	19	35 F. DE BRUIN	35.453	19	77 V. SCHWARZ	22.545	19	42 M. GARCIA	22.249				
20	35 F. DE BRUIN	39.014	20	32 A. PELIKANOVA	35.465	20	35 F. DE BRUIN	22.548	20	3 M. PEDENEAU	22.257				
21	30 D. BLIN	39.112	21	93 A. QUINET	35.532	21	26 J. KELSO	22.571	21	26 J. KELSO	22.258				
22	93 A. QUINET	39.126	22	26 J. KELSO	35.543	22	3 M. PEDENEAU	22.572	22	78 J. FORAY	22.300				
23	12 R. DORE	39.142	23	65 J. FACCO	35.568	23	12 R. DORE	22.638	23	30 D. BLIN	22.315				
24	32 A. PELIKANOVA	39.161	24	12 R. DORE	35.603	24	96 M. HRAVA	22.653	24	32 A. PELIKANOVA	22.339				
25	96 M. HRAVA	39.368	25	77 V. SCHWARZ	35.637	25	93 A. QUINET	22.769	25	12 R. DORE	22.390				
26	77 V. SCHWARZ	39.392	26	96 M. HRAVA	35.773	26	32 A. PELIKANOVA	22.915	26	77 V. SCHWARZ	22.465				
27	9 S. NAUD	40.425	27	80 V. CORREIA ESTURRA	36.414	27	80 V. CORREIA ESTURRA	23.090	27	80 V. CORREIA ESTURRA	22.776				
28	80 V. CORREIA ESTURRA	40.547	28	9 S. NAUD	37.163	28	9 S. NAUD	23.664	28	9 S. NAUD	23.092				

06/09/2019

These data/results cannot be reproduced, stored and/or transmitted in whole or in part by any manner of electronic, mechanical, photocopying, recording, broadcasting or otherwise now known or herein after developed without the previous express consent by the copyright owner, except for reproduction in daily press and regular printed publications on sale to the public within 60 days of the event related to those data/results and always provided that copyright symbol appears together as follows below.

© DORNA WSBK ORGANIZATION Srl 2019



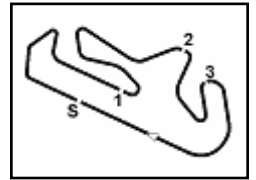
Official Fuel Supplier



Official Tyre Supplier



Official Timekeeper



Portimao 4.592 m

Acerbis Portuguese Round, 6-8 September 2019

Ideal Times Free Practice 2nd Session Gr.B

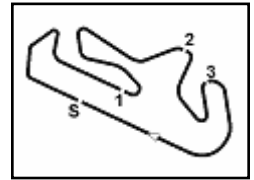
No.	Rider	Nat	Bike	Seg. 1	Seg. 2	Seg. 3	Seg. 4	Ideal Time		
				Diff. 1	Diff. 2	Diff. 3	Diff. 4	Best Lap	Pos.	Diff.
1	95 S. DEROUE	NED	Kawasaki Ninja 400	37.954	34.382 +0.135	21.916 +0.184	21.865 +0.023	1'56.117 1'56.459	1	0.342
2	25 A. VERDOÍA	FRA	Yamaha YZF-R3	38.164 +0.037	34.488 +0.386	21.957	21.539	1'56.148 1'56.571	2	0.423
3	18 M. GONZALEZ	ESP	Kawasaki Ninja 400	37.871 +0.251	34.511	22.111 +0.079	21.796 +0.012	1'56.289 1'56.631	3	0.342
4	64 H. DE CANCELLIS	FRA	Yamaha YZF-R3	38.318	34.538	21.815 +0.157	22.096 +0.050	1'56.767 1'56.974	4	0.207
5	72 V. STEEMAN	NED	KTM RC 390 R	38.133	34.732 +0.138	22.071 +0.075	21.986	1'56.922 1'57.135	6	0.213
6	21 B. SANCHEZ	ESP	Kawasaki Ninja 400	38.492 +0.025	34.734	22.207	21.656	1'57.089 1'57.114	5	0.025
7	36 B. NEILA	ESP	Yamaha YZF-R3	38.351	34.630	22.205	21.956	1'57.142 1'57.142	7	
8	88 B. IERACI	ITA	Kawasaki Ninja 400	38.379	34.686	22.095 +0.083	22.003 +0.112	1'57.163 1'57.358	8	0.195
9	69 J. BUIS	NED	Kawasaki Ninja 400	38.505 +0.087	34.700	22.064	21.913 +0.177	1'57.182 1'57.446	9	0.264
10	42 M. GARCIA	ESP	Kawasaki Ninja 400	38.526 +0.055	34.876 +0.118	22.145	22.249 +0.047	1'57.796 1'58.016	10	0.220
11	44 T. BRAMICH	AUS	Kawasaki Ninja 400	38.771 +0.141	35.004	22.428 +0.516	22.065	1'58.268 1'58.925	14	0.657
12	54 B. SOFUOGLU	TUR	Kawasaki Ninja 400	38.681 +0.289	35.262 +0.433	22.400 +0.021	21.991	1'58.334 1'59.077	16	0.743
13	46 S. DI SORA	FRA	Kawasaki Ninja 400	38.708	35.217	22.283 +0.087	22.248 +0.306	1'58.456 1'58.849	13	0.393
14	39 J. PEREZ GONZALEZ	ESP	Kawasaki Ninja 400	38.925 +0.020	35.156 +0.456	22.272	22.198 +0.136	1'58.551 1'59.163	17	0.612
15	78 J. FORAY	FRA	Kawasaki Ninja 400	38.634	35.399	22.330	22.300 +0.180	1'58.663 1'58.843	12	0.180
16	97 M. KAPPLER	GER	KTM RC 390 R	38.881 +0.019	35.251 +0.053	22.491 +0.019	22.058	1'58.681 1'58.772	11	0.091
17	3 M. PEDENEAU	FRA	Yamaha YZF-R3	38.707 +0.054	35.283	22.572 +0.049	22.257 +0.069	1'58.819 1'58.991	15	0.172
18	30 D. BLIN	POL	Yamaha YZF-R3	39.112	35.310 +0.225	22.135	22.315 +0.183	1'58.872 1'59.280	18	0.408
19	26 J. KELSO	AUS	Kawasaki Ninja 400	38.646 +0.308	35.543 +0.087	22.571	22.258 +0.090	1'59.018 1'59.503	19	0.485
20	35 F. DE BRUIN	NED	Yamaha YZF-R3	39.014	35.453 +0.088	22.548 +0.281	22.114 +0.055	1'59.129 1'59.553	20	0.424
21	65 J. FACCO	ITA	Yamaha YZF-R3	38.998 +0.472	35.568	22.494 +0.231	22.163 +0.073	1'59.223 1'59.999	22	0.776
22	93 A. QUINET	FRA	Honda CBR500R	39.126	35.532 +0.061	22.769	22.128 +0.315	1'59.555 1'59.931	21	0.376
23	12 R. DORE	FRA	Yamaha YZF-R3	39.142 +0.169	35.603	22.638 +0.290	22.390 +0.128	1'59.773 2'00.360	23	0.587
24	32 A. PELIKANOVA	CZE	Kawasaki Ninja 400	39.161	35.465 +0.062	22.915	22.339 +0.521	1'59.880 2'00.463	24	0.583
25	96 M. HRAVA	CZE	Kawasaki Ninja 400	39.368 +0.361	35.773 +0.378	22.653 +0.104	22.138	1'59.932 2'00.775	26	0.843
26	77 V. SCHWARZ	CZE	Kawasaki Ninja 400	39.392 +0.080	35.637 +0.084	22.545 +0.278	22.465 +0.269	2'00.039 2'00.750	25	0.711
27	80 V. CORREIA ESTURRA	POR	Kawasaki Ninja 400	40.547 +0.556	36.414 +0.229	23.090	22.776	2'02.827 2'03.612	27	0.785
28	9 S. NAUD	FRA	Kawasaki Ninja 400	40.425	37.163	23.664 +0.554	23.092 +0.288	2'04.344 2'05.186	28	0.842
Overall Ideal Time				37.871	34.382	21.815	21.539	1'55.607		

06/09/2019

These data/results cannot be reproduced, stored and/or transmitted in whole or in part by any manner of electronic, mechanical, photocopying, recording, broadcasting or otherwise now known or herein after developed without the previous express consent by the copyright owner, except for reproduction in daily press and regular printed publications on sale to the public within 60 days of the event related to those data/results and always provided that copyright symbol appears together as follows below.

© DORNA WSBK ORGANIZATION Srl 2019





Acerbis Portuguese Round, 6-8 September 2019

Chronological Analysis Free Practice 2nd Session Gr.B

10° 42 M. GARCIA (1'58.016)							
Lap	Seg.1	Seg.2	Seg.3	Seg.4	Lap Time	km/h	Local Time
1		36.049	22.703	22.710			14:17'56.851
2	39.315	35.377	22.656	24.397	2'01.745	200,7	14:19'58.596
3	38.630	35.156	22.413	22.302	1'58.501	209,6	14:21'57.097
4	38.770	34.876	22.216	22.249	1'58.111	203,3	14:23'55.208
5	39.084	35.232	22.680	30.576	2'07.572P	213,3	14:26'02.780
6	5'22.846	35.474	22.533	22.674	6'43.527P		14:32'46.307
7	39.323	36.795	26.702	25.157	2'07.977	197,0	14:34'54.284
8	38.581	34.994	22.145	22.296	1'58.016	203,7	14:36'52.300
9	38.526	37.007	23.187	34.337	2'13.057P	206,4	14:39'05.357
10	2'37.187	48.469	27.901	25.856	4'19.413P		14:43'24.770
11	38.909	35.156	22.384	22.333	1'58.782	205,2	14:45'23.552

11° 97 M. KAPPLER (1'58.772)							
Lap	Seg.1	Seg.2	Seg.3	Seg.4	Lap Time	km/h	Local Time
1		35.745	22.513	22.502			14:17'55.490
2	38.914	35.294	22.513	22.200	1'58.921	202,2	14:19'54.411
3	39.608	35.251	22.596	22.470	1'59.925	206,0	14:21'54.336
4	40.158	35.545	22.491	22.380	2'00.574	198,1	14:23'54.910
5	38.932	35.418	23.232	22.406	1'59.988	210,4	14:25'54.898
6	39.141	35.493	22.625	30.210	2'07.469P	203,3	14:28'02.367
7	6'14.678	35.494	22.579	22.280	7'35.031P		14:35'37.398
8	38.890	35.403	22.516	22.220	1'59.029	198,8	14:37'36.427
9	38.881	35.326	22.547	22.246	1'59.000C	201,8	14:39'35.427
10	40.782	39.059	25.345	22.522	2'07.708C	202,2	14:41'43.135
11	39.041	36.465	24.802	22.326	2'02.634C	202,5	14:43'45.769
12	38.900	35.304	22.510	22.058	1'58.772	203,7	14:45'44.541

12° 78 J. FORAY (1'58.843)							
Lap	Seg.1	Seg.2	Seg.3	Seg.4	Lap Time	km/h	Local Time
1		36.827	23.496	23.482			14:17'19.169
2	39.317	35.679	22.443	22.577	2'00.016	205,2	14:19'19.185
3	39.295	35.601	22.469	22.493	1'59.858	203,7	14:21'19.043
4	50.645	35.551	23.232	22.529	2'11.957	207,6	14:23'31.000
5	48.796	35.955	23.101	30.895	2'18.747P	206,8	14:25'49.747
6	4'36.515	35.960	22.733	30.135	6'05.343P		14:31'55.090
7	1'54.862	36.364	26.879	23.169	3'21.274P		14:35'16.364
8	39.001	41.024	28.782	23.649	2'12.456	201,4	14:37'28.820
9	39.579	36.263	30.792	22.765	2'09.399	200,7	14:39'38.219
10	39.219	37.088	22.609	22.967	2'01.883	202,5	14:41'40.102
11	53.937	35.926	24.561	22.300	2'16.724	200,3	14:43'56.826
12	38.634	35.399	22.330	22.480	1'58.843	210,8	14:45'55.669

13° 46 S. DI SORA (1'58.849)							
Lap	Seg.1	Seg.2	Seg.3	Seg.4	Lap Time	km/h	Local Time
1		36.087	22.799	22.457			14:17'22.037
2	39.431	35.922	22.463	22.248	2'00.064	206,4	14:19'22.101
3	38.708	35.217	22.370	22.554	1'58.849	209,2	14:21'20.950
4	38.907	35.377	22.283	30.204	2'06.771P	204,1	14:23'27.721
5	7'36.118	39.235	24.493	32.656	9'12.502P		14:32'40.223

14° 44 T. BRAMICH (1'58.925)							
Lap	Seg.1	Seg.2	Seg.3	Seg.4	Lap Time	km/h	Local Time
1		36.932	23.150	22.487			14:17'21.799
2	39.420	36.044	23.173	22.461	2'01.098	208,0	14:19'22.897
3	40.037	36.446	23.721	29.400	2'09.604P	208,0	14:21'32.501
4	6'41.929	38.049	25.885	22.821	8'08.684P		14:29'41.185
5	39.022	35.312	23.054	22.289	1'59.677	204,1	14:31'40.862
6	40.479	37.075	24.988	22.230	2'04.772	205,2	14:33'45.634
7	38.771	35.318	22.979	22.668	1'59.736	206,0	14:35'45.370
8	39.003	35.917	24.921	22.736	2'02.577	200,7	14:37'47.947
9	38.912	35.004	22.944	22.065	1'58.925	205,6	14:39'46.872
10	38.782	35.693	22.428	22.369	1'59.272	207,2	14:41'46.144
11	42.827	37.130	23.372	22.356	2'05.685	206,0	14:43'51.829
12	39.000	35.534	22.941	22.399	1'59.874	209,2	14:45'51.703

15° 3 M. PEDENEAU (1'58.991)							
Lap	Seg.1	Seg.2	Seg.3	Seg.4	Lap Time	km/h	Local Time
1		36.326	23.291	22.568			14:17'48.064
2	39.671	35.923	22.800	22.434	2'00.828	210,0	14:19'48.892
3	38.707	35.480	23.134	22.740	2'00.061	208,8	14:21'48.953
4	38.854	35.363	22.710	22.313	1'59.240	210,0	14:23'48.193
5	50.974	39.116	26.441	23.421	2'19.952C	211,2	14:26'08.145
6	41.088	37.119	24.251	32.051	2'14.509P	208,0	14:28'22.654
7	2'07.928	36.432	22.930	22.805	3'30.095P		14:31'52.749
8	40.292	35.589	22.955	22.631	2'01.467	201,4	14:33'54.216
9	39.175	35.453	22.575	22.433	1'59.636	203,7	14:35'53.852
10	40.808	36.326	22.876	22.309	2'02.319	206,0	14:37'56.171
11	39.175	36.003	22.661	22.446	2'00.285	204,8	14:39'56.456
12	38.905	35.598	22.622	22.257	1'59.382	208,8	14:41'55.838
13	38.841	35.707	22.572	22.485	1'59.605	209,2	14:43'55.443
14	38.761	35.283	22.621	22.326	1'58.991	207,2	14:45'54.434

16° 54 B. SOFUOGLU (1'59.077)							
Lap	Seg.1	Seg.2	Seg.3	Seg.4	Lap Time	km/h	Local Time
1		36.541	23.250	22.522			14:17'20.824
2	39.316	35.495	22.485	22.339	1'59.635	206,8	14:19'20.459
3	39.295	35.916	22.500	22.548	2'00.259	205,6	14:21'20.718
4	39.495	41.593	25.640	22.195	2'08.923	203,7	14:23'29.641
5	39.629	36.142	24.399	31.258	2'11.428P	206,8	14:25'41.069
6	2'29.884	41.667	25.434	23.583	4'00.568P		14:29'41.637
7	39.486	38.427	22.720	22.240	2'02.873C	204,8	14:31'44.510
8	39.041	35.569	22.628	22.668	1'59.906	212,1	14:33'44.416
9	41.859	35.748	22.600	22.275	2'02.482	198,8	14:35'46.898
10	38.681	35.452	22.699	22.313	1'59.145	209,6	14:37'46.043
11	38.970	35.695	22.421	21.991	1'59.077	207,2	14:39'45.120
12	41.133	39.588	22.400	22.171	2'05.292	202,5	14:41'50.412
13	39.173	35.615	23.682	22.280	2'00.750	208,0	14:43'51.162
14	39.087	35.262	22.859	22.974	2'00.182	209,2	14:45'51.344

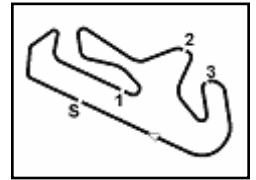
17° 39 J. PEREZ GONZALEZ (1'59.163)							
Lap	Seg.1	Seg.2	Seg.3	Seg.4	Lap Time	km/h	Local Time
1		36.790	22.479	22.854			14:17'44.285
2	38.992	36.179	22.517	22.444	2'00.132	206,8	14:19'44.417
3	39.334	35.490	23.180	22.582	2'00.586	212,5	14:21'45.003
4	39.765	35.424	23.668	22.683	2'01.540	204,5	14:23'46.543
5	39.405	35.520	22.730	22.757	2'00.412	202,2	14:25'46.955
6	39.399	35.496	23.120	32.369	2'10.384P	206,8	14:27'57.339
7	2'16.532	36.159	33.341	22.658	3'48.690P		14:31'46.029
8	38.925	35.292	22.607	22.365	1'59.189	204,5	14:33'45.218
9	38.969	35.156	23.035	22.883	2'00.043	201,8	14:35'45.261
10	39.185	35.563	22.622	22.882	2'00.252	199,9	14:37'45.513
11	38.992	35.523	22.890	22.198	1'59.603	203,7	14:39'45.116
12	39.565	35.862	22.497	22.472	2'00.396	202,2	14:41'45.512

06/09/2019 P = Pits In/Out - C = Lap Time Cancelled

These data/results cannot be reproduced, stored and/or transmitted in whole or in part by any manner of electronic, mechanical, photocopying, recording, broadcasting or otherwise now known or herein after developed without the previous express consent by the copyright owner, except for reproduction in daily press and regular printed publications on sale to the public within 60 days of the event related to those data/results and always provided that copyright symbol appears together as follows below.

© DORNA WSBK ORGANIZATION Srl 2019





Acerbis Portuguese Round, 6-8 September 2019

Chronological Analysis Free Practice 2nd Session Gr.B

11	39.599	35.929	22.669	22.683	2'00.880	197,7	14:37'46.027
12	39.392	36.009	22.922	22.577	2'00.900	206,4	14:39'46.927
13	41.260	36.112	22.545	22.516	2'02.433	204,1	14:41'49.360
14	39.472	35.721	22.823	22.734	2'00.750	204,5	14:43'50.110
15	39.587	35.923	22.964	22.737	2'01.211	199,9	14:45'51.321

26° 96 M. HRAVA (2'00.775)							
Lap	Seg.1	Seg.2	Seg.3	Seg.4	Lap Time	km/h	Local Time
1		38.009	23.420	22.864			14:17'25.870
2	40.041	35.944	22.653	22.479	2'01.117	209,6	14:19'26.987
3	39.729	36.151	22.757	22.138	2'00.775	204,1	14:21'27.762
4	39.749	36.567	22.702	22.541	2'01.559	210,0	14:23'29.321
5	40.720	35.814	23.093	22.723	2'02.350	201,4	14:25'31.671
6	39.975	36.855	23.084	22.800	2'02.714	198,1	14:27'34.385
7	41.489	37.808	23.131	23.120	2'05.548	201,8	14:29'39.933
8	39.819	35.775	23.167	22.250	2'01.011	197,0	14:31'40.944
9	39.945	36.411	22.964	22.930	2'02.250	202,5	14:33'43.194
10	41.190	35.785	22.679	22.778	2'02.432	192,5	14:35'45.626
11	39.368	35.942	23.238	22.289	2'00.837	199,6	14:37'46.463
12	39.686	35.773	23.179	22.850	2'01.488	208,8	14:39'47.951
13	39.619	41.433	22.771	34.101	2'17.924P	203,7	14:42'05.875
14	1'49.622	36.577	23.233	22.919	3'12.351P		14:45'18.226

27° 80 V. CORREIA ESTURRADO (2'03.612)							
Lap	Seg.1	Seg.2	Seg.3	Seg.4	Lap Time	km/h	Local Time
1		38.115	23.674	23.173			14:17'25.452
2	41.103	36.643	23.090	22.776	2'03.612	201,8	14:19'29.064
3	40.592	36.799	23.474	23.130	2'03.995	199,6	14:21'33.059
4	41.022	43.428	26.647	25.372	2'16.469	193,8	14:23'49.528
5	47.392	37.092	26.383	24.200	2'15.067	195,9	14:26'04.595
6	41.532	37.253	23.424	23.136	2'05.345	197,4	14:28'09.940
7	46.311	38.791	25.228	23.944	2'14.274	189,1	14:30'24.214
8	40.896	36.414	27.130	31.901	2'16.341P	189,8	14:32'40.555
9	1'04.015	43.110	24.587	23.722	2'35.434P		14:35'15.989
10	40.733	36.958	23.922	23.021	2'04.634	188,1	14:37'20.623
11	41.527	36.679	23.447	30.978	2'12.631P	190,4	14:39'33.254
12	2'04.582	36.789	23.319	23.001	3'27.691P		14:43'00.945
13	40.547	36.619	23.482	23.107	2'03.755	190,1	14:45'04.700

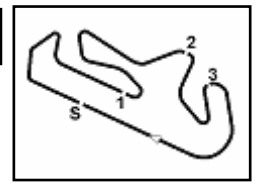
28° 9 S. NAUD (2'05.186)							
Lap	Seg.1	Seg.2	Seg.3	Seg.4	Lap Time	km/h	Local Time
1		39.718	24.381	24.090			14:17'34.954
2	41.755	38.940	24.252	23.881	2'08.828	198,5	14:19'43.782
3	40.634	37.403	24.074	23.416	2'05.527	211,2	14:21'49.309
4	40.425	37.163	24.218	23.380	2'05.186	210,0	14:23'54.495
5	41.076	39.285	25.937	23.932	2'10.230	201,8	14:26'04.725
6	41.668	37.474	23.771	23.348	2'06.261	204,8	14:28'10.986
7	41.121	42.516	24.553	24.056	2'12.246	204,1	14:30'23.232
8	42.679	38.979	24.257	24.185	2'10.100	194,9	14:32'33.332
9	41.442	37.914	23.856	23.453	2'06.665	194,2	14:34'39.997
10	41.485	42.532	25.612	23.241	2'12.870	195,2	14:36'52.867
11	40.996	38.288	23.680	23.092	2'06.056	209,6	14:38'58.923
12	41.299	38.114	25.093	23.637	2'08.143	197,7	14:41'07.066
13	41.151	37.363	23.664	23.787	2'05.965	198,8	14:43'13.031
14	45.827	39.217	24.559	23.111	2'12.714	194,2	14:45'25.745

06/09/2019 P = Pits In/Out - C = Lap Time Cancelled

These data/results cannot be reproduced, stored and/or transmitted in whole or in part by any manner of electronic, mechanical, photocopying, recording, broadcasting or otherwise now known or herein after developed without the previous express consent by the copyright owner, except for reproduction in daily press and regular printed publications on sale to the public within 60 days of the event related to those data/results and always provided that copyright symbol appears together as follows below.

© DORNA WSBK ORGANIZATION Srl 2019

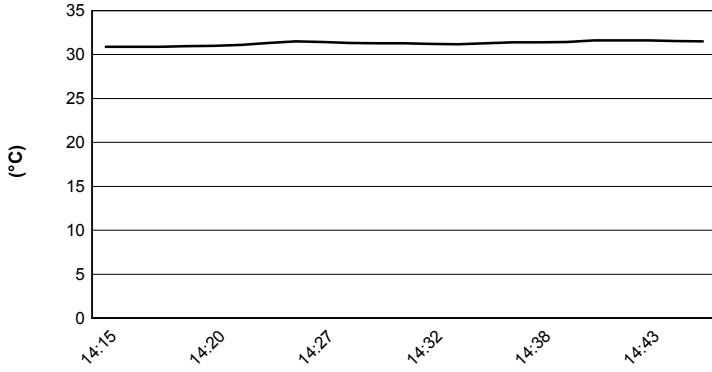




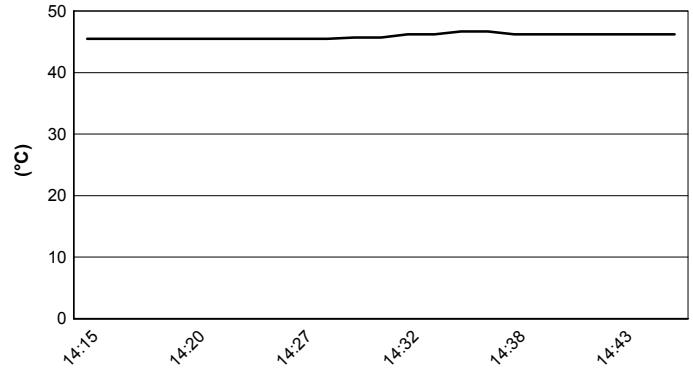
Portimao 4.592 m

Acerbis Portuguese Round, 6-8 September 2019
Weather Report Free Practice 2nd Session Gr.B
 Session started 14:15 - Session ended 14:46

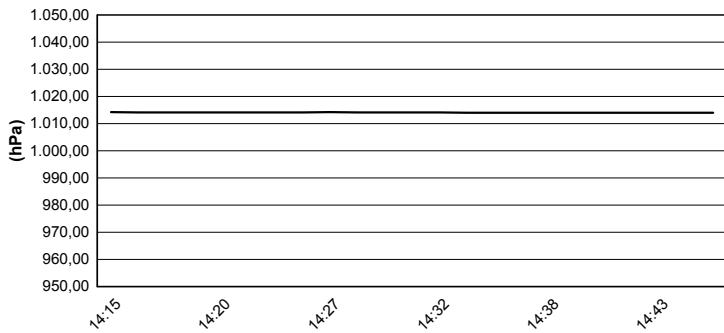
Air Temperature



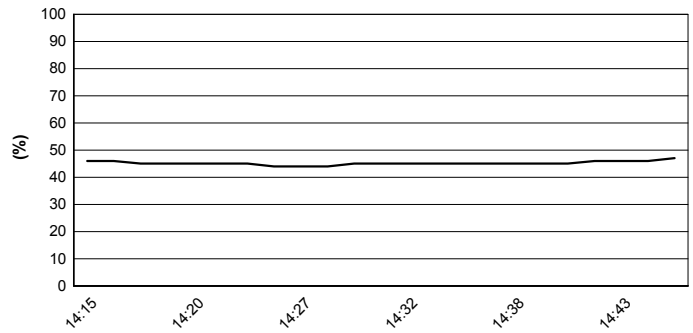
Track Temperature



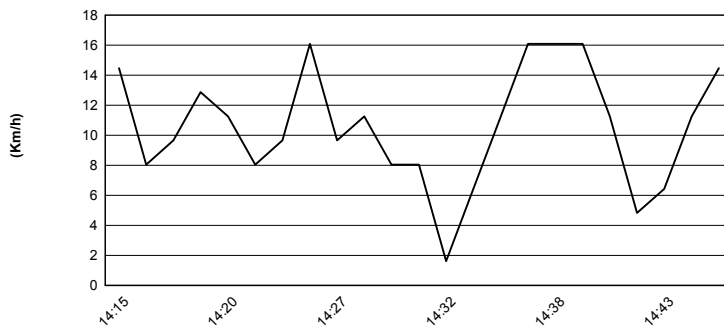
Air Pressure



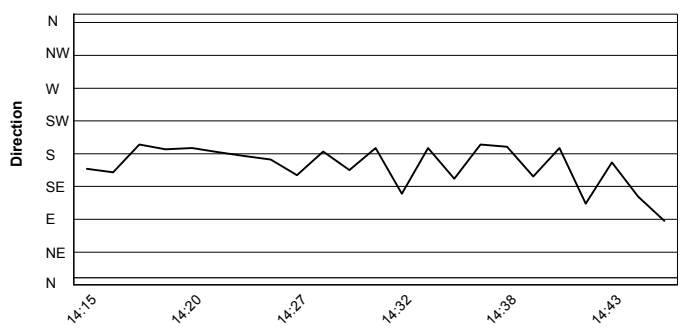
Humidity



Wind Speed



Wind Direction



06/09/2019

These data/results cannot be reproduced, stored and/or transmitted in whole or in part by any manner of electronic, mechanical, photocopying, recording, broadcasting or otherwise now known or herein after developed without the previous express consent by the copyright owner, except for reproduction in daily press and regular printed publications on sale to the public within 60 days of the event related to those data/results and always provided that copyright symbol appears together as follows below.

© DORNA WSBK ORGANIZATION Srl 2019



Official Fuel Supplier

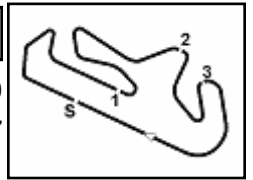


FICR PERUGIA TIMING

Official Tyre Supplier



Official Timekeeper



Portimao 4.592 m

Acerbis Portuguese Round, 6-8 September 2019

Best Laps & Speeds Gr.B

1 / 2

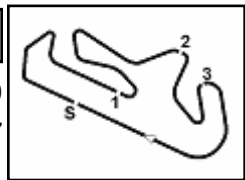
No.	Rider Bike	Nat	Best Lap		FP1		FP2												
			LL	SPD	LL	SPD	LL	SPD											
1	95 S. DEROUE Kawasaki Ninja 400	NED	1'56.268 20 208,3		1'56.268 9 208,3		1'56.459 11 208,3												
2	25 A. VERDOIA Yamaha YZF-R3	FRA	1'56.571 23 210,8		1'57.034 12 208,3		1'56.571 11 210,8												
3	18 M. GONZALEZ Kawasaki Ninja 400	ESP	1'56.631 20 215,4		1'56.848 10 212,4		1'56.631 10 215,4												
4	64 H. DE CANCELLIS Yamaha YZF-R3	FRA	1'56.974 23 211,2		1'57.684 13 207,1		1'56.974 10 211,2												
5	21 B. SANCHEZ Kawasaki Ninja 400	ESP	1'57.114 22 210,4		1'58.156 10 204,0		1'57.114 12 210,4												
6	72 V. STEEMAN KTM RC 390 R	NED	1'57.135 21 207,5		1'57.424 11 204,0		1'57.135 10 207,5												
7	88 B. IERACI Kawasaki Ninja 400	ITA	1'57.135 22 211,2		1'57.135 11 210,4		1'57.358 11 211,2												
8	36 B. NEILA Yamaha YZF-R3	ESP	1'57.142 22 212,4		1'57.841 13 204,8		1'57.142 9 212,4												
9	69 J. BUIS Kawasaki Ninja 400	NED	1'57.446 21 213,7		1'58.095 7 208,7		1'57.446 14 213,7												
10	30 D. BLIN Yamaha YZF-R3	POL	1'57.897 23 204,8		1'57.897 12 202,1		1'59.280 11 204,8												
11	42 M. GARCIA Kawasaki Ninja 400	ESP	1'58.016 21 213,3		1'58.974 11 206,0		1'58.016 10 213,3												
12	46 S. DI SORA Kawasaki Ninja 400	FRA	1'58.030 15 215,4		1'58.030 11 215,4		1'58.849 4 209,1												
13	44 T. BRAMICH Kawasaki Ninja 400	AUS	1'58.621 23 209,1		1'58.621 12 206,7		1'58.925 11 209,1												
14	97 M. KAPPLER KTM RC 390 R	GER	1'58.772 23 210,4		1'59.378 12 206,0		1'58.772 11 210,4												
15	78 J. FORAY Kawasaki Ninja 400	FRA	1'58.843 24 210,8		1'59.521 13 204,8		1'58.843 11 210,8												
16	3 M. PEDENEAU Yamaha YZF-R3	FRA	1'58.991 25 211,2		1'59.726 12 207,9		1'58.991 13 211,2												
17	54 B. SOFUOGLU Kawasaki Ninja 400	TUR	1'59.077 25 212,0		1'59.531 12 206,4		1'59.077 13 212,0												
18	26 J. KELSO Kawasaki Ninja 400	AUS	1'59.130 27 214,5		1'59.130 14 207,9		1'59.503 13 214,5												
19	39 J. PEREZ GONZALEZ Kawasaki Ninja 400	ESP	1'59.163 24 212,4		2'01.143 11 201,0		1'59.163 13 212,4												
20	35 F. DE BRUIN Yamaha YZF-R3	NED	1'59.553 23 208,3		2'00.045 11 206,0		1'59.553 12 208,3												
21	93 A. QUINET Honda CBR500R	FRA	1'59.931 8 212,0				1'59.931 8 212,0												
22	65 J. FACCO Yamaha YZF-R3	ITA	1'59.999 25 212,4		2'00.552 11 200,3		1'59.999 14 212,4												
23	12 R. DORE Yamaha YZF-R3	FRA	2'00.360 27 211,6		2'02.633 13 200,3		2'00.360 14 211,6												
24	32 A. PELIKANOVA Kawasaki Ninja 400	CZE	2'00.463 19 212,0		2'01.425 9 206,4		2'00.463 10 212,0												
25	77 V. SCHWARZ Kawasaki Ninja 400	CZE	2'00.750 26 206,4		2'01.011 12 203,6		2'00.750 14 206,4												

06/09/2019

These data/results cannot be reproduced, stored and/or transmitted in whole or in part by any manner of electronic, mechanical, photocopying, recording, broadcasting or otherwise now known or herein after developed without the previous express consent by the copyright owner, except for reproduction in daily press and regular printed publications on sale to the public within 60 days of the event related to those data/results and always provided that copyright symbol appears together as follows below.

© DORNA WSBK ORGANIZATION Srl 2019





Portimao 4.592 m

Acerbis Portuguese Round, 6-8 September 2019

Best Laps & Speeds Gr.B

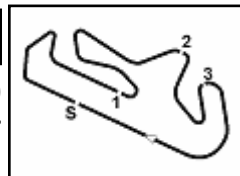
No.	Rider	Nat	Best Lap		FP1		FP2						
			LL	SPD	LL	SPD	LL	SPD					
26	96 M. HRAVA Kawasaki Ninja 400	CZE	2'00.775 24	210,0	2'01.450 11	203,6	2'00.775 13	210,0					
27	80 V. CORREIA ESTURRADO Kawasaki Ninja 400	POR	2'03.407 19	201,7	2'03.407 7	199,5	2'03.612 12	201,7					
28	9 S. NAUD Kawasaki Ninja 400	FRA	2'04.379 26	211,6	2'04.379 13	211,6	2'05.186 13	211,2					

06/09/2019

These data/results cannot be reproduced, stored and/or transmitted in whole or in part by any manner of electronic, mechanical, photocopying, recording, broadcasting or otherwise now known or herein after developed without the previous express consent by the copyright owner, except for reproduction in daily press and regular printed publications on sale to the public within 60 days of the event related to those data/results and always provided that copyright symbol appears together as follows below.

© DORNA WSBK ORGANIZATION Srl 2019





Acerbis Portuguese Round, 6-8 September 2019

Free Practices Combined Times after FP2

Portimao 4.592 m

No.	Rider	Nat	Team	Bike	Class	FP1	FP2	FP3	Time	Gap	Rel.	Avg	LL
1	95 S. DEROUE	NED	Kawasaki MOTOPOST	Kawasaki Ninja 400	B	1'56.268	1'56.459		1'56.268			142,182	20
2	25 A. VERDOIA	FRA	BCD Yamaha MS Racing	Yamaha YZF-R3	B	1'57.034	1'56.571		1'56.571	0.303	0.303	141,812	23
3	18 M. GONZALEZ	ESP	Kawasaki ParkinGO Team	Kawasaki Ninja 400	B	1'56.848	1'56.631		1'56.631	0.363	0.060	141,739	20
4	55 G. HENDRA PRATAMA	INA	Semakin Di Depan Biblion Motoxrcing	Yamaha YZF-R3	A	1'56.927	1'57.371		1'56.927	0.659	0.296	141,381	22
5	64 H. DE CANCELLIS	FRA	Team Trasimeno Yamaha	Yamaha YZF-R3	B	1'57.684	1'56.974		1'56.974	0.706	0.047	141,324	23
6	22 N. KALININ	UKR	Nutec - RT Motorsports by SKM - Kawasaki	Kawasaki Ninja 400	A	1'57.313	1'56.976		1'56.976	0.708	0.002	141,321	24
7	27 F. ROVELLI	ITA	Kawasaki ParkinGO Team	Kawasaki Ninja 400	A	1'57.030	1'57.424		1'57.030	0.762	0.054	141,256	19
8	1 A. CARRASCO	ESP	Kawasaki Provec WorldSSP300	Kawasaki Ninja 400	A	1'57.204	1'57.058		1'57.058	0.790	0.028	141,222	24
9	21 B. SANCHEZ	ESP	Scuderia Maranga Racing	Kawasaki Ninja 400	B	1'58.156	1'57.114		1'57.114	0.846	0.056	141,155	22
10	72 V. STEEMAN	NED	Freudenberg KTM Junior Team	KTM RC 390 R	B	1'57.424	1'57.135		1'57.135	0.867	0.021	141,129	21
11	88 B. IERACI	ITA	Kawasaki GP Project	Kawasaki Ninja 400	B	1'57.135	1'57.358		1'57.135	0.867		141,129	22
12	36 B. NEILA	ESP	BCD Yamaha MS Racing	Yamaha YZF-R3	B	1'57.841	1'57.142		1'57.142	0.874	0.007	141,121	22
13	69 J. BUIS	NED	MTM Racing Team	Kawasaki Ninja 400	B	1'58.095	1'57.446		1'57.446	1.178	0.304	140,756	21
14	71 T. EDWARDS	AUS	Kawasaki ParkinGO Team	Kawasaki Ninja 400	A	1'57.865	1'57.588		1'57.588	1.320	0.142	140,586	25
15	8 M. PEREZ	ESP	Scuderia Maranga Racing	Kawasaki Ninja 400	A	1'57.618	1'58.039		1'57.618	1.350	0.030	140,550	22
16	41 J. JAHNIG	GER	Freudenberg KTM Junior Team	KTM RC 390 R	A	1'59.078	1'57.676		1'57.676	1.408	0.058	140,481	19
17	52 O. KONIG	CZE	ACCR Czech Talent Team - Willi Race	Kawasaki Ninja 400	A	1'58.002	1'57.837		1'57.837	1.569	0.161	140,289	22
18	13 D. IOZZO	RSA	Nutec - RT Motorsports by SKM - Kawasaki	Kawasaki Ninja 400	A	1'57.868	1'58.597		1'57.868	1.600	0.031	140,252	26
19	30 D. BLIN	POL	Terra e Moto	Yamaha YZF-R3	B	1'57.897	1'59.280		1'57.897	1.629	0.029	140,217	23
20	10 U. ORRADRE	ESP	BCD Yamaha MS Racing	Yamaha YZF-R3	A	1'57.918	1'58.244		1'57.918	1.650	0.021	140,192	22
21	17 K. MEUFFELS	NED	Kawasaki MOTOPOST	Kawasaki Ninja 400	A	1'58.114	1'57.973		1'57.973	1.705	0.055	140,127	24
22	42 M. GARCIA	ESP	DS Junior Team	Kawasaki Ninja 400	B	1'58.974	1'58.016		1'58.016	1.748	0.043	140,076	21
23	46 S. DI SORA	FRA	Flembo Leader Team	Kawasaki Ninja 400	B	1'58.030	1'58.849		1'58.030	1.762	0.014	140,059	15
24	85 K. SABATUCCI	ITA	Team Trasimeno Yamaha	Yamaha YZF-R3	A	1'58.031	1'58.127		1'58.031	1.763	0.001	140,058	19
25	7 T. KAWAKAMI	BRA	BCD Yamaha MS Racing	Yamaha YZF-R3	A	1'58.363	1'58.130		1'58.130	1.862	0.099	139,941	24
26	15 M. BASTIANELLI	ITA	Prodina IRCOS Kawasaki	Kawasaki Ninja 400	A	1'58.421	1'58.242		1'58.242	1.974	0.112	139,808	23
27	44 T. BRAMICH	AUS	Carl Cox-RT Motorsports by SKM-Kawasaki	Kawasaki Ninja 400	B	1'58.621	1'58.925		1'58.621	2.353	0.379	139,361	23
28	57 L. LOI	BEL	2R Racing Team	Kawasaki Ninja 400	A	1'59.975	1'58.646		1'58.646	2.378	0.025	139,332	17
29	23 P. GIACOMINI	ITA	Kawasaki GP Project	Kawasaki Ninja 400	A	1'59.079	1'58.687		1'58.687	2.419	0.041	139,284	22
30	14 E. DE LA VEGA	FRA	Team MHP Racing-Patrick Pons	Yamaha YZF-R3	A	1'59.849	1'58.704		1'58.704	2.436	0.017	139,264	25
31	66 D. OTTEN	NED	MTM Racing Team	Kawasaki Ninja 400	A	1'58.722	1'59.077		1'58.722	2.454	0.018	139,243	24
32	97 M. KAPPLER	GER	Freudenberg KTM WorldSSP Team	KTM RC 390 R	B	1'59.378	1'58.772		1'58.772	2.504	0.050	139,184	23
33	78 J. FORAY	FRA	Prodina IRCOS Kawasaki	Kawasaki Ninja 400	B	1'59.521	1'58.843		1'58.843	2.575	0.071	139,101	24
34	3 M. PEDENEAU	FRA	Team MHP Racing-Patrick Pons	Yamaha YZF-R3	B	1'59.726	1'58.991		1'58.991	2.723	0.148	138,928	25
35	54 B. SOFUOGLU	TUR	Turkish Puccetti Racing by TSM	Kawasaki Ninja 400	B	1'59.531	1'59.077		1'59.077	2.809	0.086	138,828	25
36	26 J. KELSO	AUS	Nutec - RT Motorsports by SKM - Kawasaki	Kawasaki Ninja 400	B	1'59.130	1'59.503		1'59.130	2.862	0.053	138,766	27
37	39 J. PEREZ GONZALEZ	ESP	DS Junior Team	Kawasaki Ninja 400	B	2'01.143	1'59.163		1'59.163	2.895	0.033	138,728	24
38	34 M. CARUSI	ITA	Team Trasimeno Yamaha	Yamaha YZF-R3	A	1'59.640	1'59.294		1'59.294	3.026	0.131	138,575	22
39	84 K. ALOISI	ITA	DS Junior Team	Kawasaki Ninja 400	A	2'01.263	1'59.312		1'59.312	3.044	0.018	138,554	22
40	35 F. DE BRUIN	NED	Team Trasimeno Yamaha	Yamaha YZF-R3	B	2'00.045	1'59.553		1'59.553	3.285	0.241	138,275	23
41	61 Y. OKAYA	JPN	DS Junior Team	Kawasaki Ninja 400	A	2'00.571	1'59.720		1'59.720	3.452	0.167	138,082	22
42	63 A. LONGO	ITA	Kawasaki GP Project	Kawasaki Ninja 400	A	2'01.867	1'59.910		1'59.910	3.642	0.190	137,863	23
43	93 A. QUINET	FRA	TGP Racing	Honda CBR500R	B		1'59.931		1'59.931	3.663	0.021	137,839	8
44	65 J. FACCO	ITA	Semakin Di Depan Biblion Motoxrcing	Yamaha YZF-R3	B	2'00.552	1'59.999		1'59.999	3.731	0.068	137,761	25
45	33 K. HARTMANN	FRA	Team MHP Racing-Patrick Pons	Yamaha YZF-R3	A	2'01.441	2'00.026		2'00.026	3.758	0.027	137,730	25
46	12 R. DORE	FRA	Team MHP Racing-Patrick Pons	Yamaha YZF-R3	B	2'02.633	2'00.360		2'00.360	4.092	0.334	137,348	27
47	32 A. PELIKANOVA	CZE	Kawasaki GP Project	Kawasaki Ninja 400	B	2'01.425	2'00.463		2'00.463	4.195	0.103	137,231	19
48	19 B. MOLINA	CHI	Terra e Moto	Yamaha YZF-R3	A	2'01.352	2'00.677		2'00.677	4.409	0.214	136,987	27
49	77 V. SCHWARZ	CZE	ACCR Czech Talent Team - Willi Race	Kawasaki Ninja 400	B	2'01.011	2'00.750		2'00.750	4.482	0.073	136,904	26
50	96 M. HRAVA	CZE	ACCR Czech Talent Team - Willi Race	Kawasaki Ninja 400	B	2'01.450	2'00.775		2'00.775	4.507	0.025	136,876	24
51	92 T. GEORGI	GER	Freudenberg KTM WorldSSP Team	KTM RC 390 R	A	2'01.502	2'00.934		2'00.934	4.666	0.159	136,696	22
52	49 D. DELOUVY	FRA	Flembo Leader Team	Kawasaki Ninja 400	A	2'02.532	2'02.663		2'02.532	6.264	1.598	134,913	25
53	37 P. FRAGOSONO	POR	STAND OS PUTOS Racing Team	Yamaha YZF-R3	A	2'03.279	2'02.613		2'02.613	6.345	0.081	134,824	25
54	80 V. CORREIA ESTURRADOR	POR	Team Motoclube De Loule Concelho	Kawasaki Ninja 400	B	2'03.407	2'03.612		2'03.407	7.139	0.794	133,957	19
55	9 S. NAUD	FRA	2R Racing Team	Kawasaki Ninja 400	B	2'04.379	2'05.186		2'04.379	8.111	0.972	132,910	26

06/09/2019

These data/results cannot be reproduced, stored and/or transmitted in whole or in part by any manner of electronic, mechanical, photocopying, recording, broadcasting or otherwise now known or herein after developed without the previous express consent by the copyright owner, except for reproduction in daily press and regular printed publications on sale to the public within 60 days of the event related to those data/results and always provided that copyright symbol appears together as follows below.

© DORNA WSBK ORGANIZATION Srl 2019

