

Portimao 4.592 m

Acerbis Portuguese Round, 6-8 September 2019

Chronological Analysis Free Practice 2nd Session Gr.B

1 / 4

1° 95 S. DEROUE (1'56.459)							
Lap	Seg.1	Seg.2	Seg.3	Seg.4	Lap Time	km/h	Local Time
1		35.322	22.317	22.066			14:17'19.107
2	38.298	34.822	21.946	22.006	1'57.072	206,4	14:19'16.179
3	38.440	34.892	22.062	21.945	1'57.339	205,2	14:21'13.518
4	38.619	34.754	21.916	22.076	1'57.365	206,8	14:23'10.883
5	38.313	34.615	22.127	22.218	1'57.273	205,2	14:25'08.156
6	38.299	34.766	21.983	22.036	1'57.084	205,2	14:27'05.240
7	38.188	34.700	22.131	22.082	1'57.101	208,0	14:29'02.341
8	38.397	34.607	22.357	22.236	1'57.597	204,1	14:30'59.938
9	38.476	34.382	22.104	21.865	1'56.827	204,8	14:32'56.765
10	37.954	34.517	22.100	21.888	1'56.459	208,4	14:34'53.224
11	38.087	34.812	22.030	21.988	1'56.917	204,5	14:36'50.141
12	44.652	36.446	23.027	28.934	2'13.059P	204,1	14:39'03.200

3	38.911	35.681	22.400	22.364	1'59.356C	210,4	14:21'26.967
4	39.584	40.408	23.777	22.687	2'06.456	203,7	14:23'33.423
5	38.651	35.114	22.725	22.302	1'58.792	206,0	14:25'32.215
6	38.764	37.403	23.055	30.446	2'09.668P	208,0	14:27'41.883
7	5'44.760	41.843	22.703	22.428	7'11.734P		14:34'53.617
8	38.517	34.734	22.207	21.656	1'57.114	204,5	14:36'50.731
9	38.492	35.078	22.217	22.460	1'58.247	206,4	14:38'48.978
10	38.671	37.307	22.856	22.315	2'01.149	204,5	14:40'50.127
11	39.378	35.926	23.147	22.178	2'00.629C	201,0	14:42'50.756
12	38.789	35.184	22.240	22.454	1'58.667	200,7	14:44'49.423
13	38.842	35.088	22.383	22.822	1'59.135	202,9	14:46'48.558

2° 25 A. VERDOÍA (1'56.571)							
Lap	Seg.1	Seg.2	Seg.3	Seg.4	Lap Time	km/h	Local Time
1		35.912	22.469	22.064			14:17'45.503
2	38.588	35.174	22.257	21.988	1'58.007	208,4	14:19'43.510
3	38.374	34.737	22.149	21.893	1'57.153	207,6	14:21'40.663
4	38.388	34.786	22.468	21.996	1'57.638C	206,4	14:23'38.301
5	38.269	34.488	22.260	21.805	1'56.822	208,0	14:25'35.123
6	38.164	35.239	26.306	31.934	2'11.643P	210,8	14:27'46.766
7	3'49.557	36.264	22.779	21.720	5'10.320P		14:32'57.086
8	38.201	34.874	21.957	21.539	1'56.571	208,8	14:34'53.657
9	38.198	34.700	22.209	21.796	1'56.903	206,0	14:36'50.560
10	45.234	35.770	22.910	29.148	2'13.062P	203,3	14:39'03.622
11	3'10.085	35.792	22.744	22.168	4'30.789P		14:43'34.411
12	38.856	34.983	22.410	22.081	1'58.330	200,3	14:45'32.741

6° 72 V. STEEMAN (1'57.135)							
Lap	Seg.1	Seg.2	Seg.3	Seg.4	Lap Time	km/h	Local Time
1		36.600	22.644	22.370			14:18'00.215
2	38.396	34.958	22.153	22.211	1'57.718	205,2	14:19'57.933
3	38.133	34.870	22.146	21.986	1'57.135	207,6	14:21'55.068
4	38.342	35.017	22.223	22.187	1'57.769	207,2	14:23'52.837
5	38.445	45.150	24.100	22.346	2'10.041	205,6	14:26'02.878
6	38.556	35.092	22.224	32.382	2'08.254P	205,2	14:28'11.132
7	7'51.920	36.204	27.511	22.764	9'18.399P		14:37'29.531
8	38.490	36.988	22.071	22.401	1'59.950	206,0	14:39'29.481
9	38.445	34.760	22.170	22.103	1'57.478	203,3	14:41'26.959
10	38.198	34.732	22.098	22.115	1'57.143	204,5	14:43'24.102
11	38.291	34.781	22.072	22.156	1'57.300	202,5	14:45'21.402

3° 18 M. GONZALEZ (1'56.631)							
Lap	Seg.1	Seg.2	Seg.3	Seg.4	Lap Time	km/h	Local Time
1		35.822	22.157	22.354			14:17'42.812
2	38.539	34.867	22.251	22.002	1'57.659	203,3	14:19'40.471
3	38.318	34.801	22.126	21.796	1'57.041	206,8	14:21'37.512
4	38.122	34.511	22.190	21.808	1'56.631	207,6	14:23'34.143
5	37.962	34.883	22.349	28.608	2'03.802P	215,4	14:25'37.945
6	8'52.288	35.833	22.855	21.870	10'12.846P		14:35'50.791
7	38.202	35.143	22.111	21.678	1'57.134C	206,4	14:37'47.925
8	37.871	34.709	22.229	21.843	1'56.652	208,0	14:39'44.577
9	44.785	35.409	22.381	22.133	2'04.708	202,5	14:41'49.285
10	38.203	34.798	22.216	21.806	1'57.023	206,0	14:43'46.308
11	38.058	34.817	22.122	22.093	1'57.090	210,4	14:45'43.398

7° 36 B. NEILA (1'57.142)							
Lap	Seg.1	Seg.2	Seg.3	Seg.4	Lap Time	km/h	Local Time
1		36.356	22.688	22.421			14:17'25.712
2	39.333	35.287	22.580	22.574	1'59.774	212,5	14:19'25.486
3	40.503	36.490	22.703	22.505	2'02.201	203,3	14:21'27.687
4	39.556	37.391	23.629	22.795	2'03.371	208,4	14:23'31.058
5	40.669	42.440	22.949	22.737	2'08.795	204,5	14:25'39.853
6	38.987	35.076	22.598	22.386	1'59.047	203,7	14:27'38.900
7	39.853	36.160	22.862	33.205	2'12.080P	205,6	14:29'50.980
8	1'44.489	35.890	22.473	22.659	3'05.511P		14:32'56.491
9	39.118	34.837	22.676	21.981	1'58.612	195,6	14:34'55.103
10	38.351	34.630	22.205	21.956	1'57.142	206,0	14:36'52.245

4° 64 H. DE CANCELLIS (1'56.974)							
Lap	Seg.1	Seg.2	Seg.3	Seg.4	Lap Time	km/h	Local Time
1		40.927	22.461	22.544			14:17'47.638
2	39.100	35.311	22.172	22.287	1'58.870	203,3	14:19'46.508
3	38.645	35.195	22.172	22.577	1'58.589	208,0	14:21'45.097
4	41.656	35.381	22.564	28.985	2'08.586P	211,2	14:23'53.683
5	1'40.029	47.064	23.115	22.357	3'12.565P		14:27'06.248
6	38.830	35.044	21.975	22.240	1'58.089	202,2	14:29'04.337
7	38.662	34.963	21.876	22.276	1'57.777	198,5	14:31'02.114
8	38.824	34.804	21.925	22.102	1'57.655	197,7	14:32'59.769
9	38.816	34.781	21.815	22.096	1'57.508	195,6	14:34'57.277
10	38.318	34.538	21.972	22.146	1'56.974	198,1	14:36'54.251
11	38.578	34.730	22.916	29.996	2'06.220P	201,0	14:39'00.471

8° 88 B. IERACI (1'57.358)							
Lap	Seg.1	Seg.2	Seg.3	Seg.4	Lap Time	km/h	Local Time
1		35.575	22.648	22.064			14:17'19.992
2	38.573	34.868	22.095	22.142	1'57.678	203,7	14:19'17.670
3	38.484	34.773	22.104	22.012	1'57.373	202,5	14:21'15.043
4	38.379	34.686	22.118	22.115	1'57.358	204,5	14:23'12.401
5	38.393	34.893	22.224	22.355	1'57.865	202,9	14:25'10.266
6	41.029	36.282	23.563	32.537	2'13.411P	198,8	14:27'23.677
7	8'03.514	36.913	22.359	22.271	9'25.057P		14:36'48.734
8	38.847	35.194	22.316	22.360	1'58.717	198,1	14:38'47.451
9	39.394	38.721	22.627	22.265	2'03.007	200,3	14:40'50.458
10	39.318	35.783	22.424	22.393	1'59.918	211,2	14:42'50.376
11	39.000	35.737	22.363	22.003	1'59.103	198,8	14:44'49.479
12	38.512	35.099	22.305	22.371	1'58.287	202,2	14:46'47.766

5° 21 B. SANCHEZ (1'57.114)							
Lap	Seg.1	Seg.2	Seg.3	Seg.4	Lap Time	km/h	Local Time
1		39.169	23.951	22.583			14:17'28.198
2	39.344	35.317	22.491	22.261	1'59.413	200,7	14:19'27.611

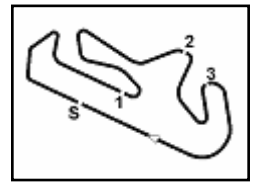
9° 69 J. BUIS (1'57.446)							
Lap	Seg.1	Seg.2	Seg.3	Seg.4	Lap Time	km/h	Local Time
1		35.791	22.820	22.232			14:17'20.913
2	38.563	35.297	22.472	22.249	1'58.581	209,2	14:19'19.494
3	38.797	35.432	22.425	22.330	1'58.984	208,8	14:21'18.478
4	51.508	35.254	22.645	22.154	2'11.561	204,8	14:23'30.039
5	38.939	36.288	25.302	22.204	2'02.733	213,7	14:25'32.772
6	38.580	35.277	22.478	22.481	1'58.816	210,8	14:27'31.588

06/09/2019 P = Pits In/Out - C = Lap Time Cancelled

These data/results cannot be reproduced, stored and/or transmitted in whole or in part by any manner of electronic, mechanical, photocopying, recording, broadcasting or otherwise now known or herein after developed without the previous express consent by the copyright owner, except for reproduction in daily press and regular printed publications on sale to the public within 60 days of the event related to those data/results and always provided that copyright symbol appears together as follows below.

© DORNA WSBK ORGANIZATION Srl 2019





Portimao 4.592 m

Acerbis Portuguese Round, 6-8 September 2019

Chronological Analysis Free Practice 2nd Session Gr.B

2 / 4

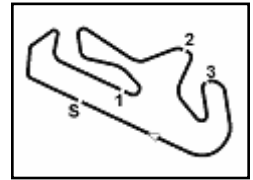
10° 42 M. GARCIA (1'58.016)								14° 44 T. BRAMICH (1'58.925)							
Lap	Seg.1	Seg.2	Seg.3	Seg.4	Lap Time	km/h	Local Time	Lap	Seg.1	Seg.2	Seg.3	Seg.4	Lap Time	km/h	Local Time
1		36.049	22.703	22.710			14:17'56.851	1		36.932	23.150	22.487			14:17'21.799
2	39.315	35.377	22.656	24.397	2'01.745	200,7	14:19'58.596	2	39.420	36.044	23.173	22.461	2'01.098	208,0	14:19'22.897
3	38.630	35.156	22.413	22.302	1'58.501	209,6	14:21'57.097	3	40.037	36.446	23.721	29.400	2'09.604P	208,0	14:21'32.501
4	38.770	34.876	22.216	22.249	1'58.111	203,3	14:23'55.208	4	6'41.929	38.049	25.885	22.821	8'08.684P		14:29'41.185
5	39.084	35.232	22.680	30.576	2'07.572P	213,3	14:26'02.780	5	39.022	35.312	23.054	22.289	1'59.677	204,1	14:31'40.862
6	5'22.846	35.474	22.533	22.674	6'43.527P		14:32'46.307	6	40.479	37.075	24.988	22.230	2'04.772	205,2	14:33'45.634
7	39.323	36.795	26.702	25.157	2'07.977	197,0	14:34'54.284	7	38.771	35.318	22.979	22.668	1'59.736	206,0	14:35'45.370
8	38.581	34.994	22.145	22.296	1'58.016	203,7	14:36'52.300	8	39.003	35.917	24.921	22.736	2'02.577	200,7	14:37'47.947
9	38.526	37.007	23.187	34.337	2'13.057P	206,4	14:39'05.357	9	38.912	35.004	22.944	22.065	1'58.925	205,6	14:39'46.872
10	2'37.187	48.469	27.901	25.856	4'19.413P		14:43'24.770	10	38.782	35.693	22.428	22.369	1'59.272	207,2	14:41'46.144
11	38.909	35.156	22.384	22.333	1'58.782	205,2	14:45'23.552	11	42.827	37.130	23.372	22.356	2'05.685	206,0	14:43'51.829
12								12	39.000	35.534	22.941	22.399	1'59.874	209,2	14:45'51.703
11° 97 M. KAPPLER (1'58.772)								15° 3 M. PEDENEAU (1'58.991)							
Lap	Seg.1	Seg.2	Seg.3	Seg.4	Lap Time	km/h	Local Time	Lap	Seg.1	Seg.2	Seg.3	Seg.4	Lap Time	km/h	Local Time
1		35.745	22.513	22.502			14:17'55.490	1		36.326	23.291	22.568			14:17'48.064
2	38.914	35.294	22.513	22.200	1'58.921	202,2	14:19'54.411	2	39.671	35.923	22.800	22.434	2'00.828	210,0	14:19'48.892
3	39.608	35.251	22.596	22.470	1'59.925	206,0	14:21'54.336	3	38.707	35.480	23.134	22.740	2'00.061	208,8	14:21'48.953
4	40.158	35.545	22.491	22.380	2'00.574	198,1	14:23'54.910	4	38.854	35.363	22.710	22.313	1'59.240	210,0	14:23'48.193
5	38.932	35.418	23.232	22.406	1'59.988	210,4	14:25'54.898	5	50.974	39.116	26.441	23.421	2'19.952C	211,2	14:26'08.145
6	39.141	35.493	22.625	30.210	2'07.469P	203,3	14:28'02.367	6	41.088	37.119	24.251	32.051	2'14.509P	208,0	14:28'22.654
7	6'14.678	35.494	22.579	22.280	7'35.031P		14:35'37.398	7	2'07.928	36.432	22.930	22.805	3'30.095P		14:31'52.749
8	38.890	35.403	22.516	22.220	1'59.029	198,8	14:37'36.427	8	40.292	35.589	22.955	22.631	2'01.467	201,4	14:33'54.216
9	38.881	35.326	22.547	22.246	1'59.000C	201,8	14:39'35.427	9	39.175	35.453	22.575	22.433	1'59.636	203,7	14:35'53.852
10	40.782	39.059	25.345	22.522	2'07.708C	202,2	14:41'43.135	10	40.808	36.326	22.876	22.309	2'02.319	206,0	14:37'56.171
11	39.041	36.465	24.802	22.326	2'02.634C	202,5	14:43'45.769	11	39.175	36.003	22.661	22.446	2'00.285	204,8	14:39'56.456
12	38.900	35.304	22.510	22.058	1'58.772	203,7	14:45'44.541	12	38.905	35.598	22.622	22.257	1'59.382	208,8	14:41'55.838
12° 78 J. FORAY (1'58.843)								16° 54 B. SOFUOGLU (1'59.077)							
Lap	Seg.1	Seg.2	Seg.3	Seg.4	Lap Time	km/h	Local Time	Lap	Seg.1	Seg.2	Seg.3	Seg.4	Lap Time	km/h	Local Time
1		36.827	23.496	23.482			14:17'19.169	1		36.541	23.250	22.522			14:17'20.824
2	39.317	35.679	22.443	22.577	2'00.016	205,2	14:19'19.185	2	39.316	35.495	22.485	22.339	1'59.635	206,8	14:19'20.459
3	39.295	35.601	22.469	22.493	1'59.858	203,7	14:21'19.043	3	39.295	35.916	22.500	22.548	2'00.259	205,6	14:21'20.718
4	50.645	35.551	23.232	22.529	2'11.957	207,6	14:23'31.000	4	39.495	41.593	25.640	22.195	2'08.923	203,7	14:23'29.641
5	48.796	35.955	23.101	30.895	2'18.747P	206,8	14:25'49.747	5	39.629	36.142	24.399	31.258	2'11.428P	206,8	14:25'41.069
6	4'36.515	35.960	22.733	30.135	6'05.343P		14:31'55.090	6	2'29.884	41.667	25.434	23.583	4'00.568P		14:29'41.637
7	1'54.862	36.364	26.879	23.169	3'21.274P		14:35'16.364	7	39.486	38.427	22.720	22.240	2'02.873C	204,8	14:31'44.510
8	39.001	41.024	28.782	23.649	2'12.456	201,4	14:37'28.820	8	39.041	35.569	22.628	22.668	1'59.906	212,1	14:33'44.416
9	39.579	36.263	30.792	22.765	2'09.399	200,7	14:39'38.219	9	41.859	35.748	22.600	22.275	2'02.482	198,8	14:35'46.898
10	39.219	37.088	22.609	22.967	2'01.883	202,5	14:41'40.102	10	38.681	35.452	22.699	22.313	1'59.145	209,6	14:37'46.043
11	53.937	35.926	24.561	22.300	2'16.724	200,3	14:43'56.826	11	38.970	35.695	22.421	21.991	1'59.077	207,2	14:39'45.120
12	38.634	35.399	22.330	22.480	1'58.843	210,8	14:45'55.669	12	41.133	39.588	22.400	22.171	2'05.292	202,5	14:41'50.412
13° 46 S. DI SORA (1'58.849)								17° 39 J. PEREZ GONZALEZ (1'59.163)							
Lap	Seg.1	Seg.2	Seg.3	Seg.4	Lap Time	km/h	Local Time	Lap	Seg.1	Seg.2	Seg.3	Seg.4	Lap Time	km/h	Local Time
1		36.087	22.799	22.457			14:17'22.037	1		36.790	22.479	22.854			14:17'44.285
2	39.431	35.922	22.463	22.248	2'00.064	206,4	14:19'22.101	2	38.992	36.179	22.517	22.444	2'00.132	206,8	14:19'44.417
3	38.708	35.217	22.370	22.554	1'58.849	209,2	14:21'20.950	3	39.334	35.490	23.180	22.582	2'00.586	212,5	14:21'45.003
4	38.907	35.377	22.283	30.204	2'06.771P	204,1	14:23'27.721	4	39.765	35.424	23.668	22.683	2'01.540	204,5	14:23'46.543
5	7'36.118	39.235	24.493	32.656	9'12.502P		14:32'40.223	5	39.405	35.520	22.730	22.757	2'00.412	202,2	14:25'46.955
6								6	39.399	35.496	23.120	32.369	2'10.384P	206,8	14:27'57.339
7								7	2'16.532	36.159	33.341	22.658	3'48.690P		14:31'46.029
8								8	38.925	35.292	22.607	22.365	1'59.189	204,5	14:33'45.218
9								9	38.969	35.156	23.035	22.883	2'00.043	201,8	14:35'45.261
10								10	39.185	35.563	22.622	22.882	2'00.252	199,9	14:37'45.513
11								11	38.992	35.523	22.890	22.198	1'59.603	203,7	14:39'45.116
12								12	39.565	35.862	22.497	22.472	2'00.396	202,2	14:41'45.512

06/09/2019 P = Pits In/Out - C = Lap Time Cancelled

These data/results cannot be reproduced, stored and/or transmitted in whole or in part by any manner of electronic, mechanical, photocopying, recording, broadcasting or otherwise now known or herein after developed without the previous express consent by the copyright owner, except for reproduction in daily press and regular printed publications on sale to the public within 60 days of the event related to those data/results and always provided that copyright symbol appears together as follows below.

© DORNA WSBK ORGANIZATION Srl 2019





Acerbis Portuguese Round, 6-8 September 2019

Chronological Analysis Free Practice 2nd Session Gr.B

18° 30 D. BLIN (1'59.280)								22° 65 J. FACCO (1'59.999)							
Lap	Seg.1	Seg.2	Seg.3	Seg.4	Lap Time	km/h	Local Time	Lap	Seg.1	Seg.2	Seg.3	Seg.4	Lap Time	km/h	Local Time
1		37.342	22.475	22.958			14:17'44.206	1			36.361	23.662	22.348		14:17'28.296
2	39.683	35.824	22.484	22.469	2'00.460	195,2	14:19'44.666	2	40.046	35.719	22.726	22.419	2'00.910	198,1	14:19'29.206
3	42.024	35.851	22.561	22.734	2'03.170	204,8	14:21'47.836	3	39.680	35.617	22.595	22.163	2'00.055	203,3	14:21'29.261
4	39.690	35.310	22.601	22.540	2'00.141	191,4	14:23'47.977	4	39.264	35.909	22.693	22.260	2'00.126	206,0	14:23'29.387
5	41.134			32.212	2'28.219P	195,6	14:26'16.196	5	41.465	38.329	24.052	22.767	2'06.613C	202,2	14:25'36.000
6	4'00.712	46.900	22.641	32.948	5'43.201P		14:31'59.397	6	39.079	35.945	22.660	22.580	2'00.264	203,7	14:27'36.264
7	1'34.619	36.419	22.910	22.315	2'56.263P		14:34'55.660	7	43.529	36.559	25.415	22.271	2'07.774	200,3	14:29'44.038
8	39.112	35.535	22.135	22.498	1'59.280	194,2	14:36'54.940	8	38.998	35.785	22.709	22.621	2'00.113	202,5	14:31'44.151
9	39.410	36.583	23.771	29.696	2'09.460P	191,4	14:39'04.400	9	41.719	35.707	22.564	22.301	2'02.291	202,5	14:33'46.442
10	1'43.978	35.633	22.602	22.810	3'05.023P		14:42'09.423	10	39.450	35.726	22.494	22.565	2'00.235	199,2	14:35'46.677
11	39.810	35.583	22.357	22.794	2'00.544	194,2	14:44'09.967	11	39.470	35.568	22.725	22.236	1'59.999	196,7	14:37'46.676
12	39.648	35.730	22.584	22.783	2'00.745	189,1	14:46'10.712	12	39.097	35.982	23.267	22.399	2'00.745	212,5	14:39'47.421
								13	39.078	35.888	22.565	22.532	2'00.063	206,4	14:41'47.484
								14	39.650	44.146	22.817	22.403	2'09.016	198,1	14:43'56.500
								15	39.368	35.840	22.576	22.405	2'00.189	200,7	14:45'56.689

19° 26 J. KELSO (1'59.503)								23° 12 R. DORE (2'00.360)							
Lap	Seg.1	Seg.2	Seg.3	Seg.4	Lap Time	km/h	Local Time	Lap	Seg.1	Seg.2	Seg.3	Seg.4	Lap Time	km/h	Local Time
1		36.859	23.353	22.765			14:17'25.654	1			37.405	23.394	22.711		14:17'31.581
2	40.064	35.804	22.880	22.620	2'01.368	211,2	14:19'27.022	2	40.879	36.575	23.135	22.565	2'03.154	203,7	14:19'34.735
3	39.240	38.416	22.762	22.615	2'03.033	206,0	14:21'30.055	3	39.984	36.234	23.101	22.660	2'01.979	202,9	14:21'36.714
4	39.190	35.635	22.739	22.363	1'59.927	209,2	14:23'29.982	4	39.690	36.453	23.067	22.596	2'01.806	204,5	14:23'38.520
5	45.547	41.788	23.347	32.878	2'23.560P	214,6	14:25'53.542	5	39.450	35.791	23.638	22.761	2'01.640	206,4	14:25'40.160
6	2'26.542	36.892	23.260	22.884	3'49.578P		14:29'43.120	6	39.261	35.716	22.934	22.642	2'00.553	202,5	14:27'40.713
7	39.362	35.707	23.082	22.752	2'00.903	204,1	14:31'44.023	7	39.696	36.224	23.282	22.517	2'01.719	204,5	14:29'42.432
8	39.307	38.906	22.534	22.312	2'03.059C	203,3	14:33'47.082	8	39.412	36.101	23.140	22.981	2'01.634	207,6	14:31'44.066
9	38.939	35.731	22.574	22.363	1'59.607	206,4	14:35'46.689	9	39.921	35.962	22.675	22.585	2'01.143	204,1	14:33'45.209
10	38.646	35.557	23.129	22.258	1'59.590	206,8	14:37'46.279	10	39.912	37.043	22.988	22.390	2'02.333	204,8	14:35'47.542
11	38.880	40.831	22.640	22.776	2'05.127	207,6	14:39'51.406	11	39.142	35.846	22.837	22.509	2'00.334C	211,6	14:37'47.876
12	38.954	35.630	22.571	22.348	1'59.503	206,4	14:41'50.909	12	39.713	35.793	22.638	22.463	2'00.607	205,2	14:39'48.483
13	38.960	35.562	22.793	22.618	1'59.933	211,6	14:43'50.842	13	39.163	36.266	22.727	22.666	2'00.822	207,6	14:41'49.305
14	38.974	35.543	22.863	22.861	2'00.241	206,4	14:45'51.083	14	39.897	36.406	22.855	22.659	2'01.817	207,7	14:43'51.122
								15	39.311	35.603	22.928	22.518	2'00.360	209,2	14:45'51.482

20° 35 F. DE BRUIN (1'59.553)								24° 32 A. PELIKANOVA (2'00.463)							
Lap	Seg.1	Seg.2	Seg.3	Seg.4	Lap Time	km/h	Local Time	Lap	Seg.1	Seg.2	Seg.3	Seg.4	Lap Time	km/h	Local Time
1		36.871	22.883	22.145			14:17'28.410	1			37.978	23.447	23.074		14:17'30.528
2	39.431	35.739	22.842	22.688	2'00.700	203,7	14:19'29.110	2	39.974	36.268	23.086	22.740	2'02.068	205,6	14:19'32.596
3	39.297	35.546	22.548	22.211	1'59.602	207,6	14:21'28.712	3	39.716	36.124	22.987	22.696	2'01.523	208,4	14:21'34.119
4	39.372	39.702	23.465	22.309	2'04.848	208,4	14:23'33.560	4	39.906	36.078	23.377	22.408	2'01.769	210,8	14:23'35.888
5	39.348	35.676	22.694	22.141	1'59.859	208,4	14:25'33.419	5	39.442	35.865	23.159	22.339	2'00.805	210,0	14:25'36.693
6	39.505	35.935	26.601	22.595	2'04.636	205,2	14:27'38.055	6	39.161	35.527	22.915	22.860	2'00.463	212,1	14:27'37.156
7	41.420	36.342	22.883	32.320	2'12.965P	205,2	14:29'51.020	7	39.981	40.883	23.936	31.555	2'16.355P	210,0	14:29'53.511
8	4'35.755	36.234	22.630	22.138	5'56.757P		14:35'47.777	8	7'51.707	39.005	26.930	23.070	9'20.712P		14:39'14.223
9	39.265	35.837	23.010	23.124	2'01.236	207,6	14:37'49.013	9	40.186	36.604	28.195	22.856	2'07.841	202,2	14:41'22.064
10	39.395	35.453	22.597	22.114	1'59.559	207,6	14:39'48.572	10	39.989	36.230	23.163	22.682	2'02.064	202,5	14:43'24.128
11	39.938	38.882	22.716	22.418	2'03.954	206,8	14:41'52.526	11	39.675	35.465	22.923	22.432	2'00.495	202,2	14:45'24.623
12	39.611	35.555	22.656	22.329	2'00.151	208,0	14:43'52.677								
13	39.014	35.541	22.829	22.169	1'59.553	208,4	14:45'52.230								

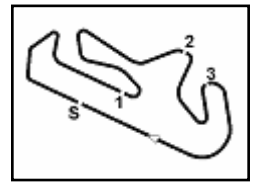
21° 93 A. QUINET (1'59.931)								25° 77 V. SCHWARZ (2'00.750)							
Lap	Seg.1	Seg.2	Seg.3	Seg.4	Lap Time	km/h	Local Time	Lap	Seg.1	Seg.2	Seg.3	Seg.4	Lap Time	km/h	Local Time
1		37.415	23.433	22.787			14:17'25.411	1			38.839	22.884	22.938		14:17'24.242
2	39.847	35.719	22.822	22.128	2'00.516	209,2	14:19'25.927	2	40.253	35.637	22.942	22.727	2'01.559	201,4	14:19'25.801
3	39.621	35.960	23.270	22.334	2'01.185	212,1	14:21'27.112	3	39.887	36.243	23.098	22.465	2'01.693	203,3	14:21'27.494
4	43.028	35.532	23.534	22.260	2'04.354	210,8	14:23'31.466	4	39.507	35.771	22.945	22.804	2'01.027	205,6	14:23'28.521
5	40.237	35.563	24.538	46.484	2'26.822P	212,1	14:25'58.288	5	41.241	35.857	23.163	23.434	2'03.695	200,3	14:25'32.216
6	6'36.325	50.021	25.917	30.976	8'23.239P		14:34'21.527	6	39.737	35.715	23.526	23.311	2'02.289	206,4	14:27'34.505
7	6'59.502	36.717	22.919	22.531	8'21.669P		14:42'43.196	7	42.590	35.852	22.851	22.980	2'04.273	205,6	14:29'38.778
8	42.100	36.536	23.745	24.686	2'07.067	210,0	14:44'50.263	8	39.686	35.712	22.852	22.906	2'01.156	198,5	14:31'39.934
9	39.126	35.593	22.769	22.443	1'59.931	206,0	14:46'50.194	9	41.159	36.894	22.828	22.925	2'03.806C	197,7	14:33'43.740
								10	39.813	35.739	22.955	22.900	2'01.407	200,7	14:35'45.147

06/09/2019 P = Pits In/Out - C = Lap Time Cancelled

These data/results cannot be reproduced, stored and/or transmitted in whole or in part by any manner of electronic, mechanical, photocopying, recording, broadcasting or otherwise now known or herein after developed without the previous express consent by the copyright owner, except for reproduction in daily press and regular printed publications on sale to the public within 60 days of the event related to those data/results and always provided that copyright symbol appears together as follows below.

© DORNA WSBK ORGANIZATION Srl 2019





Acerbis Portuguese Round, 6-8 September 2019

Chronological Analysis Free Practice 2nd Session Gr.B

11	39.599	35.929	22.669	22.683	2'00.880	197,7	14:37'46.027
12	39.392	36.009	22.922	22.577	2'00.900	206,4	14:39'46.927
13	41.260	36.112	22.545	22.516	2'02.433	204,1	14:41'49.360
14	39.472	35.721	22.823	22.734	2'00.750	204,5	14:43'50.110
15	39.587	35.923	22.964	22.737	2'01.211	199,9	14:45'51.321

26° 96 M. HRAVA (2'00.775)							
Lap	Seg.1	Seg.2	Seg.3	Seg.4	Lap Time	km/h	Local Time
1		38.009	23.420	22.864			14:17'25.870
2	40.041	35.944	22.653	22.479	2'01.117	209,6	14:19'26.987
3	39.729	36.151	22.757	22.138	2'00.775	204,1	14:21'27.762
4	39.749	36.567	22.702	22.541	2'01.559	210,0	14:23'29.321
5	40.720	35.814	23.093	22.723	2'02.350	201,4	14:25'31.671
6	39.975	36.855	23.084	22.800	2'02.714	198,1	14:27'34.385
7	41.489	37.808	23.131	23.120	2'05.548	201,8	14:29'39.933
8	39.819	35.775	23.167	22.250	2'01.011	197,0	14:31'40.944
9	39.945	36.411	22.964	22.930	2'02.250	202,5	14:33'43.194
10	41.190	35.785	22.679	22.778	2'02.432	192,5	14:35'45.626
11	39.368	35.942	23.238	22.289	2'00.837	199,6	14:37'46.463
12	39.686	35.773	23.179	22.850	2'01.488	208,8	14:39'47.951
13	39.619	41.433	22.771	34.101	2'17.924P	203,7	14:42'05.875
14	1'49.622	36.577	23.233	22.919	3'12.351P		14:45'18.226

27° 80 V. CORREIA ESTURRADO (2'03.612)							
Lap	Seg.1	Seg.2	Seg.3	Seg.4	Lap Time	km/h	Local Time
1		38.115	23.674	23.173			14:17'25.452
2	41.103	36.643	23.090	22.776	2'03.612	201,8	14:19'29.064
3	40.592	36.799	23.474	23.130	2'03.995	199,6	14:21'33.059
4	41.022	43.428	26.647	25.372	2'16.469	193,8	14:23'49.528
5	47.392	37.092	26.383	24.200	2'15.067	195,9	14:26'04.595
6	41.532	37.253	23.424	23.136	2'05.345	197,4	14:28'09.940
7	46.311	38.791	25.228	23.944	2'14.274	189,1	14:30'24.214
8	40.896	36.414	27.130	31.901	2'16.341P	189,8	14:32'40.555
9	1'04.015	43.110	24.587	23.722	2'35.434P		14:35'15.989
10	40.733	36.958	23.922	23.021	2'04.634	188,1	14:37'20.623
11	41.527	36.679	23.447	30.978	2'12.631P	190,4	14:39'33.254
12	2'04.582	36.789	23.319	23.001	3'27.691P		14:43'00.945
13	40.547	36.619	23.482	23.107	2'03.755	190,1	14:45'04.700

28° 9 S. NAUD (2'05.186)							
Lap	Seg.1	Seg.2	Seg.3	Seg.4	Lap Time	km/h	Local Time
1		39.718	24.381	24.090			14:17'34.954
2	41.755	38.940	24.252	23.881	2'08.828	198,5	14:19'43.782
3	40.634	37.403	24.074	23.416	2'05.527	211,2	14:21'49.309
4	40.425	37.163	24.218	23.380	2'05.186	210,0	14:23'54.495
5	41.076	39.285	25.937	23.932	2'10.230	201,8	14:26'04.725
6	41.668	37.474	23.771	23.348	2'06.261	204,8	14:28'10.986
7	41.121	42.516	24.553	24.056	2'12.246	204,1	14:30'23.232
8	42.679	38.979	24.257	24.185	2'10.100	194,9	14:32'33.332
9	41.442	37.914	23.856	23.453	2'06.665	194,2	14:34'39.997
10	41.485	42.532	25.612	23.241	2'12.870	195,2	14:36'52.867
11	40.996	38.288	23.680	23.092	2'06.056	209,6	14:38'58.923
12	41.299	38.114	25.093	23.637	2'08.143	197,7	14:41'07.066
13	41.151	37.363	23.664	23.787	2'05.965	198,8	14:43'13.031
14	45.827	39.217	24.559	23.111	2'12.714	194,2	14:45'25.745

06/09/2019 P = Pits In/Out - C = Lap Time Cancelled

These data/results cannot be reproduced, stored and/or transmitted in whole or in part by any manner of electronic, mechanical, photocopying, recording, broadcasting or otherwise now known or herein after developed without the previous express consent by the copyright owner, except for reproduction in daily press and regular printed publications on sale to the public within 60 days of the event related to those data/results and always provided that copyright symbol appears together as follows below.

© DORNA WSBK ORGANIZATION Srl 2019

