

## Acerbis Portuguese Round, 6-8 September 2019

### Free Practices Combined Results Gr.A

Portimao 4.592 m

No.	Rider	Nat	Team	Bike	Class	FP1	FP2	FP3	Time	Gap	Rel.	Avg	LL
1	<b>55 G. HENDRA PRATAMA</b>	INA	Semakin Di Depan Biblion Motoxrcing	Yamaha YZF-R3	A	<b>1'56.927</b>	1'57.371	1'57.462	<b>1'56.927</b>			141,381	29
2	<b>22 N. KALININ</b>	UKR	Nutec - RT Motorsports by SKM - Kawasaki	Kawasaki Ninja 400	A	1'57.313	<b>1'56.976</b>	1'58.685	<b>1'56.976</b>	0.049	0.049	141,321	30
3	<b>27 F. ROVELLI</b>	ITA	Kawasaki ParkinGO Team	Kawasaki Ninja 400	A	<b>1'57.030</b>	1'57.424	1'57.266	<b>1'57.030</b>	0.103	0.054	141,256	26
4	<b>1 A. CARRASCO</b>	ESP	Kawasaki Provec WorldSSP300	Kawasaki Ninja 400	A	1'57.204	<b>1'57.058</b>	1'57.940	<b>1'57.058</b>	0.131	0.028	141,222	31
5	<b>10 U. ORRADRE</b>	ESP	BCD Yamaha MS Racing	Yamaha YZF-R3	A	1'57.918	1'58.244	<b>1'57.155</b>	<b>1'57.155</b>	0.228	0.097	141,105	29
6	<b>41 J. JAHNIG</b>	GER	Freudenberg KTM Junior Team	KTM RC 390 R	A	1'59.078	1'57.676	<b>1'57.391</b>	<b>1'57.391</b>	0.464	0.236	140,822	26
7	<b>7 T. KAWAKAMI</b>	BRA	BCD Yamaha MS Racing	Yamaha YZF-R3	A	1'58.363	1'58.130	<b>1'57.530</b>	<b>1'57.530</b>	0.603	0.139	140,655	31
8	<b>71 T. EDWARDS</b>	AUS	Kawasaki ParkinGO Team	Kawasaki Ninja 400	A	1'57.865	<b>1'57.588</b>	1'58.321	<b>1'57.588</b>	0.661	0.058	140,586	32
9	<b>8 M. PEREZ</b>	ESP	Scuderia Maranga Racing	Kawasaki Ninja 400	A	<b>1'57.618</b>	1'58.039	1'58.975	<b>1'57.618</b>	0.691	0.030	140,550	25
10	<b>85 K. SABATUCCI</b>	ITA	Team Trasimeno Yamaha	Yamaha YZF-R3	A	1'58.031	1'58.127	<b>1'57.729</b>	<b>1'57.729</b>	0.802	0.111	140,417	26
11	<b>57 L. LOI</b>	BEL	2R Racing Team	Kawasaki Ninja 400	A	1'59.975	1'58.646	<b>1'57.796</b>	<b>1'57.796</b>	0.869	0.067	140,338	24
12	<b>52 O. KÖNIG</b>	CZE	ACCR Czech Talent Team - Willi Race	Kawasaki Ninja 400	A	1'58.002	<b>1'57.837</b>	1'59.955	<b>1'57.837</b>	0.910	0.041	140,289	28
13	<b>15 M. BASTIANELLI</b>	ITA	Prodina IRCOS Kawasaki	Kawasaki Ninja 400	A	1'58.421	1'58.242	<b>1'57.852</b>	<b>1'57.852</b>	0.925	0.015	140,271	30
14	<b>13 D. IOZZO</b>	RSA	Nutec - RT Motorsports by SKM - Kawasaki	Kawasaki Ninja 400	A	<b>1'57.868</b>	1'58.597	1'58.725	<b>1'57.868</b>	0.941	0.016	140,252	33
15	<b>17 K. MEUFFELS</b>	NED	Kawasaki MOTOPOST	Kawasaki Ninja 400	A	1'58.114	<b>1'57.973</b>	1'58.167	<b>1'57.973</b>	1.046	0.105	140,127	30
16	<b>66 D. OTTEN</b>	NED	MTM Racing Team	Kawasaki Ninja 400	A	1'58.722	1'59.077	<b>1'58.202</b>	<b>1'58.202</b>	1.275	0.229	139,856	31
17	<b>14 E. DE LA VEGA</b>	FRA	Team MHP Racing-Patrick Pons	Yamaha YZF-R3	A	1'59.849	1'58.704	<b>1'58.285</b>	<b>1'58.285</b>	1.358	0.083	139,757	32
18	<b>34 M. CARUSI</b>	ITA	Team Trasimeno Yamaha	Yamaha YZF-R3	A	1'59.640	1'59.294	<b>1'58.488</b>	<b>1'58.488</b>	1.561	0.203	139,518	29
19	<b>61 Y. OKAYA</b>	JPN	DS Junior Team	Kawasaki Ninja 400	A	2'00.571	1'59.720	<b>1'58.543</b>	<b>1'58.543</b>	1.616	0.055	139,453	29
20	<b>23 P. GIACOMINI</b>	ITA	Kawasaki GP Project	Kawasaki Ninja 400	A	1'59.079	<b>1'58.687</b>	1'58.746	<b>1'58.687</b>	1.760	0.144	139,284	29
21	<b>84 K. ALOISI</b>	ITA	DS Junior Team	Kawasaki Ninja 400	A	2'01.263	1'59.312	<b>1'59.006</b>	<b>1'59.006</b>	2.079	0.319	138,911	29
22	<b>63 A. LONGO</b>	ITA	Kawasaki GP Project	Kawasaki Ninja 400	A	2'01.867	1'59.910	<b>1'59.882</b>	<b>1'59.882</b>	2.955	0.876	137,896	30
23	<b>33 K. HARTMANN</b>	FRA	Team MHP Racing-Patrick Pons	Yamaha YZF-R3	A	2'01.441	<b>2'00.026</b>	2'01.793	<b>2'00.026</b>	3.099	0.144	137,730	30
24	<b>92 T. GEORGI</b>	GER	Freudenberg KTM WorldSSP Team	KTM RC 390 R	A	2'01.502	2'00.934	<b>2'00.314</b>	<b>2'00.314</b>	3.387	0.288	137,400	25
25	<b>19 B. MOLINA</b>	CHI	Terra e Moto	Yamaha YZF-R3	A	2'01.352	2'00.677	<b>2'00.365</b>	<b>2'00.365</b>	3.438	0.051	137,342	34
26	<b>37 P. FRAGOSO</b>	POR	STAND OS PUTOS Racing Team	Yamaha YZF-R3	A	2'03.279	2'02.613	<b>2'02.342</b>	<b>2'02.342</b>	5.415	1.977	135,123	31
27	<b>49 D. DELOUVY</b>	FRA	Flembo Leader Team	Kawasaki Ninja 400	A	<b>2'02.532</b>	2'02.663	2'02.561	<b>2'02.532</b>	5.605	0.190	134,913	32

Top 3 Average Time: 1'56.977

07/09/2019

These data/results cannot be reproduced, stored and/or transmitted in whole or in part by any manner of electronic, mechanical, photocopying, recording, broadcasting or otherwise now known or herein after developed without the previous express consent by the copyright owner, except for reproduction in daily press and regular printed publications on sale to the public within 60 days of the event related to those data/results and always provided that copyright symbol appears together as follows below.

© DORNA WSBK ORGANIZATION Srl 2019



Official Fuel Supplier

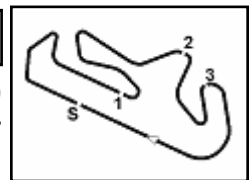


FKR PERUGIA TIMING

Official Tyre Supplier



Official Timekeeper



Portimao 4.592 m

**1 / 2**
**Acerbis Portuguese Round, 6-8 September 2019**
**Results Free Practice 3rd Session Gr.A**

No.	Rider	Nat	Team	Bike	Class	Time	Gap	Rel.	Laps	Speed	
										Avg	Max
1	10 U. ORRADRE	ESP	BCD Yamaha MS Racing	Yamaha YZF-R3	A	<b>1'57.155</b>			7	141,105	<b>207,6</b>
2	27 F. ROVELLI	ITA	Kawasaki ParkinGO Team	Kawasaki Ninja 400	A	<b>1'57.266</b>	0.111	0.111	7	140,972	<b>210,4</b>
3	41 J. JAHNIG	GER	Freudenberg KTM Junior Team	KTM RC 390 R	A	<b>1'57.391</b>	0.236	0.125	7	140,822	<b>210,4</b>
4	55 G. HENDRA PRATAMA	INA	Semakin Di Depan Biblion Motoxrcing	Yamaha YZF-R3	A	<b>1'57.462</b>	0.307	0.071	7	140,737	<b>207,2</b>
5	7 T. KAWAKAMI	BRA	BCD Yamaha MS Racing	Yamaha YZF-R3	A	<b>1'57.530</b>	0.375	0.068	7	140,655	<b>207,6</b>
6	85 K. SABATUCCI	ITA	Team Trasimeno Yamaha	Yamaha YZF-R3	A	<b>1'57.729</b>	0.574	0.199	7	140,417	<b>212,5</b>
7	57 L. LOI	BEL	2R Racing Team	Kawasaki Ninja 400	A	<b>1'57.796</b>	0.641	0.067	7	140,338	<b>208,4</b>
8	15 M. BASTIANELLI	ITA	Prodina IRCOS Kawasaki	Kawasaki Ninja 400	A	<b>1'57.852</b>	0.697	0.056	7	140,271	<b>212,1</b>
9	1 A. CARRASCO	ESP	Kawasaki Provec WorldSSP300	Kawasaki Ninja 400	A	<b>1'57.940</b>	0.785	0.088	7	140,166	<b>212,5</b>
10	17 K. MEUFFELS	NED	Kawasaki MOTOPOST	Kawasaki Ninja 400	A	<b>1'58.167</b>	1.012	0.227	6	139,897	<b>212,9</b>
11	66 D. OTTEN	NED	MTM Racing Team	Kawasaki Ninja 400	A	<b>1'58.202</b>	1.047	0.035	7	139,856	<b>208,4</b>
12	14 E. DE LA VEGA	FRA	Team MHP Racing-Patrick Pons	Yamaha YZF-R3	A	<b>1'58.285</b>	1.130	0.083	7	139,757	<b>218,0</b>
13	71 T. EDWARDS	AUS	Kawasaki ParkinGO Team	Kawasaki Ninja 400	A	<b>1'58.321</b>	1.166	0.036	7	139,715	<b>213,7</b>
14	34 M. CARUSI	ITA	Team Trasimeno Yamaha	Yamaha YZF-R3	A	<b>1'58.488</b>	1.333	0.167	7	139,518	<b>216,7</b>
15	61 Y. OKAYA	JPN	DS Junior Team	Kawasaki Ninja 400	A	<b>1'58.543</b>	1.388	0.055	7	139,453	<b>216,3</b>
16	22 N. KALININ	UKR	Nutec - RT Motorsports by SKM - Kawasaki	Kawasaki Ninja 400	A	<b>1'58.685</b>	1.530	0.142	6	139,286	<b>199,9</b>
17	13 D. IOZZO	RSA	Nutec - RT Motorsports by SKM - Kawasaki	Kawasaki Ninja 400	A	<b>1'58.725</b>	1.570	0.040	7	139,239	<b>211,2</b>
18	23 P. GIACOMINI	ITA	Kawasaki GP Project	Kawasaki Ninja 400	A	<b>1'58.746</b>	1.591	0.021	7	139,215	<b>208,8</b>
19	8 M. PEREZ	ESP	Scuderia Maranga Racing	Kawasaki Ninja 400	A	<b>1'58.975</b>	1.820	0.229	3	138,947	<b>205,6</b>
20	84 K. ALOISI	ITA	DS Junior Team	Kawasaki Ninja 400	A	<b>1'59.006</b>	1.851	0.031	7	138,911	<b>208,4</b>
21	63 A. LONGO	ITA	Kawasaki GP Project	Kawasaki Ninja 400	A	<b>1'59.882</b>	2.727	0.876	7	137,896	<b>207,6</b>
22	52 O. KÖNIG	CZE	ACCR Czech Talent Team - Willi Race	Kawasaki Ninja 400	A	<b>1'59.955</b>	2.800	0.073	6	137,812	<b>204,1</b>
23	92 T. GEORGI	GER	Freudenberg KTM WorldSSP Team	KTM RC 390 R	A	<b>2'00.314</b>	3.159	0.359	3	137,400	<b>216,3</b>
24	19 B. MOLINA	CHI	Terra e Moto	Yamaha YZF-R3	A	<b>2'00.365</b>	3.210	0.051	7	137,342	<b>208,8</b>
25	33 K. HARTMANN	FRA	Team MHP Racing-Patrick Pons	Yamaha YZF-R3	A	<b>2'01.793</b>	4.638	1.428	5	135,732	<b>197,7</b>
26	37 P. FRAGOSO	POR	STAND OS PUTOS Racing Team	Yamaha YZF-R3	A	<b>2'02.342</b>	5.187	0.549	6	135,123	<b>195,6</b>
27	49 D. DELOUVY	FRA	Flembo Leader Team	Kawasaki Ninja 400	A	<b>2'02.561</b>	5.406	0.219	7	134,881	<b>204,1</b>

 Qualifying Lap Time (107% of 1'57.155): **2'05.357**

AIR	Humidity:	50%	Temp:	27°C
TRACK	Condition:	Dry	Temp:	35°C

Records	Pole (SP2)	2018	T.Edwards	1'56.877	141,440	Km/h
	Race (RC)	2018	A.Carrasco	1'56.801	141,530	Km/h
	All Times (FP1)	2019	S.Deroue	1'56.268	142,180	Km/h

07/09/2019      Start      End      The results are provisional until the end of the time limit for protests and appeals and the completion of the technical checks.  
 10:00      10:16

These data/results cannot be reproduced, stored and/or transmitted in whole or in part by any manner of electronic, mechanical, photocopying, recording, broadcasting or otherwise now known or herein after developed without the previous express consent by the copyright owner, except for reproduction in daily press and regular printed publications on sale to the public within 60 days of the event related to those data/results and always provided that copyright symbol appears together as follows below.

© DORNA WSBK ORGANIZATION Srl 2019



Official Fuel Supplier

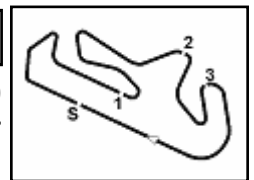


FIKR PERUGIA TIMING

Official Tyre Supplier



Official Timekeeper



## Acerbis Portuguese Round, 6-8 September 2019

### Results Free Practice 3rd Session Gr.A

#### Session Highlights

Local Time	No. Rider	Description
10.00.00		Start
10.01.36	33 K. HARTMANN	Crashed - Turn 8
10.03.05	33 K. HARTMANN	BLACK FLAG - Doesn't enter pit lane after crash (art. 1.21.5)
10.04.07	10 U. ORRADRE	Current Lap Cancelled - Exceeded Track Limits - Turn 4
10.05.53	27 F. ROVELLI	Current Lap Cancelled - Exceeded Track Limits - Turn 4
10.06.02	13 D. IOZZO	Current Lap Cancelled - Exceeded Track Limits - Turn 4
10.07.55	10 U. ORRADRE	Current Lap Cancelled - Exceeded Track Limits - Turn 4
10.08.00	61 Y. OKAYA	Current Lap Cancelled - Exceeded Track Limits - Turn 4
10.11.05	85 K. SABATUCCI	Lap Cancelled (2'02.632) - Exceeded Track Limits - Turn 15
10.11.11	23 P. GIACOMINI	Lap Cancelled (1'59.167) - Exceeded Track Limits - Turn 15
10.11.35	27 F. ROVELLI	Current Lap Cancelled - Exceeded Track Limits - Turn 4
10.15.45	23 P. GIACOMINI	Current Lap Cancelled - Exceeded Track Limits - Turn 4
10.15.49	57 L. LOI	Current Lap Cancelled - Exceeded Track Limits - Turn 4
10.16.59		End Of Session

#### Fastest Laps Sequence

No.	Rider	Nat	Team	Bike	Local Time	Time	Gap	Avg
23	P. GIACOMINI	ITA	Kawasaki GP Project	Kawasaki Ninja 400	10:04'08.976	<b>2'00.252</b>		137,471
71	T. EDWARDS	AUS	Kawasaki ParkinGO Team	Kawasaki Ninja 400	10:04'09.005	<b>1'59.073</b>	-1.179	138,832
27	F. ROVELLI	ITA	Kawasaki ParkinGO Team	Kawasaki Ninja 400	10:04'11.180	<b>1'57.853</b>	-1.220	140,270
55	G. HENDRA PRATAMA	INA	Semakin Di Depan Biblion Motoxrcing	Yamaha YZF-R3	10:04'18.809	<b>1'57.809</b>	-0.044	140,322
41	J. JAHNIG	GER	Freudenberg KTM Junior Team	KTM RC 390 R	10:06'14.596	<b>1'57.391</b>	-0.418	140,822
27	F. ROVELLI	ITA	Kawasaki ParkinGO Team	Kawasaki Ninja 400	10:14'30.946	<b>1'57.266</b>	-0.125	140,972
10	U. ORRADRE	ESP	BCD Yamaha MS Racing	Yamaha YZF-R3	10:16'19.960	<b>1'57.155</b>	-0.111	141,105

07/09/2019 Start 10:00 End 10:16 The results are provisional until the end of the time limit for protests and appeals and the completion of the technical checks.

These data/results cannot be reproduced, stored and/or transmitted in whole or in part by any manner of electronic, mechanical, photocopying, recording, broadcasting or otherwise now known or herein after developed without the previous express consent by the copyright owner, except for reproduction in daily press and regular printed publications on sale to the public within 60 days of the event related to those data/results and always provided that copyright symbol appears together as follows below.

© DORNA WSBK ORGANIZATION Srl 2019



Official Fuel Supplier

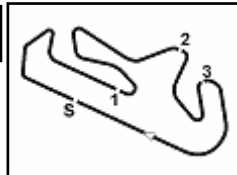


PIRELLI

Official Tyre Supplier



Official Timekeeper



Portimao 4.592 m

## Acerbis Portuguese Round, 6-8 September 2019

### Best Sectors & Speed Free Practice 3rd Session Gr.A

BEST LAP			
1	10 U. ORRADRE	Yamaha YZF-R3	1'57.155
2	27 F. ROVELLI	Kawasaki Ninja 400	1'57.266
3	41 J. JAHNIG	KTM RC 390 R	1'57.391
4	55 G. HENDRA PRATAMA	Yamaha YZF-R3	1'57.462
5	7 T. KAWAKAMI	Yamaha YZF-R3	1'57.530
6	85 K. SABATUCCI	Yamaha YZF-R3	1'57.729
7	57 L. LOI	Kawasaki Ninja 400	1'57.796
8	15 M. BASTIANELLI	Kawasaki Ninja 400	1'57.852
9	1 A. CARRASCO	Kawasaki Ninja 400	1'57.940
10	17 K. MEUFFELS	Kawasaki Ninja 400	1'58.167
11	66 D. OTTEN	Kawasaki Ninja 400	1'58.202
12	14 E. DE LA VEGA	Yamaha YZF-R3	1'58.285
13	71 T. EDWARDS	Kawasaki Ninja 400	1'58.321
14	34 M. CARUSI	Yamaha YZF-R3	1'58.488
15	61 Y. OKAYA	Kawasaki Ninja 400	1'58.543
16	22 N. KALININ	Kawasaki Ninja 400	1'58.685
17	13 D. IOZZO	Kawasaki Ninja 400	1'58.725
18	23 P. GIACOMINI	Kawasaki Ninja 400	1'58.746
19	8 M. PEREZ	Kawasaki Ninja 400	1'58.975
20	84 K. ALOISI	Kawasaki Ninja 400	1'59.006
21	63 A. LONGO	Kawasaki Ninja 400	1'59.882
22	52 O. KÖNIG	Kawasaki Ninja 400	1'59.955
23	92 T. GEORGI	KTM RC 390 R	2'00.314
24	19 B. MOLINA	Yamaha YZF-R3	2'00.365
25	33 K. HARTMANN	Yamaha YZF-R3	2'01.793
26	37 P. FRAGOSO	Yamaha YZF-R3	2'02.342
27	49 D. DELOUVY	Kawasaki Ninja 400	2'02.561

SPEED			
1	14 E. DE LA VEGA	Yamaha YZF-R3	218.0
2	34 M. CARUSI	Yamaha YZF-R3	216.7
3	92 T. GEORGI	KTM RC 390 R	216.3
4	61 Y. OKAYA	Kawasaki Ninja 400	216.3
5	71 T. EDWARDS	Kawasaki Ninja 400	213.7
6	17 K. MEUFFELS	Kawasaki Ninja 400	212.9
7	1 A. CARRASCO	Kawasaki Ninja 400	212.5
8	85 K. SABATUCCI	Yamaha YZF-R3	212.5
9	15 M. BASTIANELLI	Kawasaki Ninja 400	212.1
10	13 D. IOZZO	Kawasaki Ninja 400	211.2
11	27 F. ROVELLI	Kawasaki Ninja 400	210.4
12	41 J. JAHNIG	KTM RC 390 R	210.4
13	23 P. GIACOMINI	Kawasaki Ninja 400	208.8
14	19 B. MOLINA	Yamaha YZF-R3	208.8
15	57 L. LOI	Kawasaki Ninja 400	208.4
16	84 K. ALOISI	Kawasaki Ninja 400	208.4
17	66 D. OTTEN	Kawasaki Ninja 400	208.4
18	63 A. LONGO	Kawasaki Ninja 400	207.6
19	10 U. ORRADRE	Yamaha YZF-R3	207.6
20	7 T. KAWAKAMI	Yamaha YZF-R3	207.6
21	55 G. HENDRA PRATAMA	Yamaha YZF-R3	207.2
22	8 M. PEREZ	Kawasaki Ninja 400	205.6
23	49 D. DELOUVY	Kawasaki Ninja 400	204.1
24	52 O. KÖNIG	Kawasaki Ninja 400	204.1
25	22 N. KALININ	Kawasaki Ninja 400	199.9
26	33 K. HARTMANN	Yamaha YZF-R3	197.7
27	37 P. FRAGOSO	Yamaha YZF-R3	195.6

SEG. 1			SEG. 2			SEG. 3			SEG. 4		
1	27 F. ROVELLI	38.047	1	10 U. ORRADRE	34.414	1	55 G. HENDRA PRATAMA	22.086	1	41 J. JAHNIG	21.762
2	10 U. ORRADRE	38.230	2	57 L. LOI	34.558	2	27 F. ROVELLI	22.120	2	15 M. BASTIANELLI	21.768
3	14 E. DE LA VEGA	38.251	3	27 F. ROVELLI	34.660	3	15 M. BASTIANELLI	22.180	3	55 G. HENDRA PRATAMA	21.862
4	41 J. JAHNIG	38.264	4	55 G. HENDRA PRATAMA	34.661	4	84 K. ALOISI	22.183	4	7 T. KAWAKAMI	21.869
5	85 K. SABATUCCI	38.321	5	85 K. SABATUCCI	34.739	5	1 A. CARRASCO	22.206	5	27 F. ROVELLI	21.886
6	17 K. MEUFFELS	38.364	6	17 K. MEUFFELS	34.784	6	41 J. JAHNIG	22.228	6	71 T. EDWARDS	21.916
7	71 T. EDWARDS	38.428	7	41 J. JAHNIG	34.810	7	10 U. ORRADRE	22.233	7	10 U. ORRADRE	21.939
8	55 G. HENDRA PRATAMA	38.488	8	7 T. KAWAKAMI	34.829	8	8 M. PEREZ	22.247	8	19 B. MOLINA	21.951
9	66 D. OTTEN	38.511	9	15 M. BASTIANELLI	34.883	9	7 T. KAWAKAMI	22.276	9	1 A. CARRASCO	21.968
10	7 T. KAWAKAMI	38.548	10	71 T. EDWARDS	34.895	10	22 N. KALININ	22.290	10	61 Y. OKAYA	21.991
11	34 M. CARUSI	38.636	11	1 A. CARRASCO	34.905	11	17 K. MEUFFELS	22.298	11	57 L. LOI	21.993
12	13 D. IOZZO	38.694	12	14 E. DE LA VEGA	34.982	12	57 L. LOI	22.303	12	23 P. GIACOMINI	22.009
13	61 Y. OKAYA	38.730	13	61 Y. OKAYA	34.987	13	71 T. EDWARDS	22.303	13	85 K. SABATUCCI	22.009
14	1 A. CARRASCO	38.752	14	66 D. OTTEN	35.036	14	85 K. SABATUCCI	22.384	14	17 K. MEUFFELS	22.028
15	57 L. LOI	38.768	15	34 M. CARUSI	35.043	15	66 D. OTTEN	22.409	15	13 D. IOZZO	22.031
16	15 M. BASTIANELLI	38.802	16	22 N. KALININ	35.067	16	14 E. DE LA VEGA	22.409	16	66 D. OTTEN	22.048
17	84 K. ALOISI	38.912	17	13 D. IOZZO	35.119	17	23 P. GIACOMINI	22.421	17	34 M. CARUSI	22.075
18	22 N. KALININ	38.927	18	23 P. GIACOMINI	35.171	18	34 M. CARUSI	22.436	18	14 E. DE LA VEGA	22.105
19	8 M. PEREZ	38.929	19	84 K. ALOISI	35.206	19	13 D. IOZZO	22.540	19	33 K. HARTMANN	22.154
20	23 P. GIACOMINI	39.060	20	8 M. PEREZ	35.256	20	52 O. KÖNIG	22.545	20	22 N. KALININ	22.231
21	63 A. LONGO	39.183	21	92 T. GEORGI	35.346	21	61 Y. OKAYA	22.554	21	63 A. LONGO	22.255
22	52 O. KÖNIG	39.415	22	63 A. LONGO	35.449	22	19 B. MOLINA	22.604	22	84 K. ALOISI	22.301
23	19 B. MOLINA	39.514	23	52 O. KÖNIG	35.462	23	63 A. LONGO	22.654	23	92 T. GEORGI	22.307
24	92 T. GEORGI	39.594	24	19 B. MOLINA	35.463	24	92 T. GEORGI	22.688	24	52 O. KÖNIG	22.342
25	49 D. DELOUVY	39.714	25	37 P. FRAGOSO	35.851	25	37 P. FRAGOSO	23.180	25	8 M. PEREZ	22.529
26	33 K. HARTMANN	39.898	26	49 D. DELOUVY	35.950	26	33 K. HARTMANN	23.213	26	49 D. DELOUVY	22.837
27	37 P. FRAGOSO	40.035	27	33 K. HARTMANN	36.073	27	49 D. DELOUVY	23.221	27	37 P. FRAGOSO	23.036

07/09/2019

These data/results cannot be reproduced, stored and/or transmitted in whole or in part by any manner of electronic, mechanical, photocopying, recording, broadcasting or otherwise now known or herein after developed without the previous express consent by the copyright owner, except for reproduction in daily press and regular printed publications on sale to the public within 60 days of the event related to those data/results and always provided that copyright symbol appears together as follows below.

© DORNA WSBK ORGANIZATION Srl 2019



Official Fuel Supplier



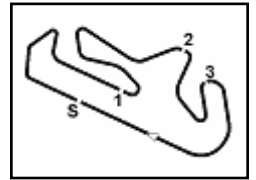
FICR PERUGIA TIMING

Official Tyre Supplier



SWISS WATCHES SINCE 1853

Official Timekeeper



Portimao 4.592 m

## Acerbis Portuguese Round, 6-8 September 2019

### Ideal Times Free Practice 3rd Session Gr.A

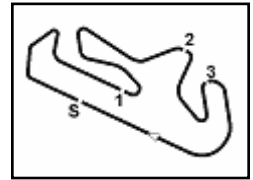
No.	Rider	Nat	Bike	Seg. 1	Seg. 2	Seg. 3	Seg. 4	Ideal Time			
				Diff. 1	Diff. 2	Diff. 3	Diff. 4	Best Lap	Pos.	Diff.	
1	27 F. ROVELLI	ITA	Kawasaki Ninja 400	38.047	34.660 +0.067	22.120	21.886 +0.486	1'56.713	1'57.266	2	0.553
2	10 U. ORRADRE	ESP	Yamaha YZF-R3	38.230	34.414 +0.315	22.233 +0.024	21.939	1'56.816	1'57.155	1	0.339
3	41 J. JAHNIG	GER	KTM RC 390 R	38.264 +0.075	34.810	22.228 +0.252	21.762	1'57.064	1'57.391	3	0.327
4	55 G. HENDRA PRATAMA	INA	Yamaha YZF-R3	38.488	34.661 +0.365	22.086	21.862	1'57.097	1'57.462	4	0.365
5	85 K. SABATUCCI	ITA	Yamaha YZF-R3	38.321 +0.180	34.739	22.384	22.009 +0.096	1'57.453	1'57.729	6	0.276
6	17 K. MEUFFELS	NED	Kawasaki Ninja 400	38.364 +0.249	34.784 +0.226	22.298 +0.045	22.028 +0.173	1'57.474	1'58.167	10	0.693
7	7 T. KAWAKAMI	BRA	Yamaha YZF-R3	38.548	34.829	22.276 +0.008	21.869	1'57.522	1'57.530	5	0.008
8	71 T. EDWARDS	AUS	Kawasaki Ninja 400	38.428 +0.494	34.895	22.303 +0.285	21.916	1'57.542	1'58.321	13	0.779
9	57 L. LOI	BEL	Kawasaki Ninja 400	38.768	34.558	22.303 +0.174	21.993	1'57.622	1'57.796	7	0.174
10	15 M. BASTIANELLI	ITA	Kawasaki Ninja 400	38.802 +0.048	34.883 +0.094	22.180 +0.077	21.768	1'57.633	1'57.852	8	0.219
11	14 E. DE LA VEGA	FRA	Yamaha YZF-R3	38.251	34.982	22.409 +0.183	22.105 +0.355	1'57.747	1'58.285	12	0.538
12	1 A. CARRASCO	ESP	Kawasaki Ninja 400	38.752 +0.041	34.905 +0.023	22.206	21.968 +0.045	1'57.831	1'57.940	9	0.109
13	66 D. OTTEN	NED	Kawasaki Ninja 400	38.511 +0.127	35.036	22.409 +0.071	22.048	1'58.004	1'58.202	11	0.198
14	34 M. CARUSI	ITA	Yamaha YZF-R3	38.636 +0.215	35.043	22.436	22.075 +0.083	1'58.190	1'58.488	14	0.298
15	61 Y. OKAYA	JPN	Kawasaki Ninja 400	38.730 +0.008	34.987	22.554 +0.144	21.991 +0.129	1'58.262	1'58.543	15	0.281
16	13 D. IOZZO	RSA	Kawasaki Ninja 400	38.694 +0.237	35.119	22.540	22.031 +0.104	1'58.384	1'58.725	17	0.341
17	22 N. KALININ	UKR	Kawasaki Ninja 400	38.927	35.067 +0.030	22.290 +0.086	22.231 +0.054	1'58.515	1'58.685	16	0.170
18	84 K. ALOISI	ITA	Kawasaki Ninja 400	38.912 +0.259	35.206	22.183	22.301 +0.145	1'58.602	1'59.006	20	0.404
19	23 P. GIACOMINI	ITA	Kawasaki Ninja 400	39.060	35.171	22.421	22.009 +0.085	1'58.661	1'58.746	18	0.085
20	8 M. PEREZ	ESP	Kawasaki Ninja 400	38.929	35.256	22.247	22.529 +0.014	1'58.961	1'58.975	19	0.014
21	19 B. MOLINA	CHI	Yamaha YZF-R3	39.514 +0.704	35.463 +0.031	22.604	21.951 +0.098	1'59.532	2'00.365	24	0.833
22	63 A. LONGO	ITA	Kawasaki Ninja 400	39.183	35.449 +0.025	22.654 +0.056	22.255 +0.260	1'59.541	1'59.882	21	0.341
23	52 O. KÖNIG	CZE	Kawasaki Ninja 400	39.415	35.462	22.545	22.342 +0.191	1'59.764	1'59.955	22	0.191
24	92 T. GEORGI	GER	KTM RC 390 R	39.594	35.346 +0.379	22.688	22.307	1'59.935	2'00.314	23	0.379
25	33 K. HARTMANN	FRA	Yamaha YZF-R3	39.898 +0.095	36.073 +0.360	23.213	22.154	2'01.338	2'01.793	25	0.455
26	49 D. DELOUVY	FRA	Kawasaki Ninja 400	39.714	35.950 +0.392	23.221 +0.062	22.837 +0.385	2'01.722	2'02.561	27	0.839
27	37 P. FRAGOSO	POR	Yamaha YZF-R3	40.035	35.851	23.180 +0.207	23.036 +0.033	2'02.102	2'02.342	26	0.240
<b>Overall Ideal Time</b>				38.047	34.414	22.086	21.762	<b>1'56.309</b>			

07/09/2019

These data/results cannot be reproduced, stored and/or transmitted in whole or in part by any manner of electronic, mechanical, photocopying, recording, broadcasting or otherwise now known or herein after developed without the previous express consent by the copyright owner, except for reproduction in daily press and regular printed publications on sale to the public within 60 days of the event related to those data/results and always provided that copyright symbol appears together as follows below.

© DORNA WSBK ORGANIZATION Srl 2019





## Acerbis Portuguese Round, 6-8 September 2019

### Chronological Analysis Free Practice 3rd Session Gr.A

Portimao 4.592 m

1 / 3

1° 10 U. ORRADRE (1'57.155)							
Lap	Seg.1	Seg.2	Seg.3	Seg.4	Lap Time	km/h	Local Time
1		35.563	23.899	30.490			10:02'11.449
2	39.060	34.674	22.639	22.116	1'58.489C	202,9	10:04'09.938
3	42.671	34.721	22.524	22.229	2'02.145	201,8	10:06'12.083
4	38.433	35.407	22.680	21.848	1'58.368C	207,2	10:08'10.451
5	45.689	38.298	27.541	24.643	2'16.171	<b>207,6</b>	10:10'26.622
6	39.246	<b>34.414</b>	<b>22.233</b>	22.528	1'58.421	197,4	10:12'25.043
7	38.554	34.560	22.247	22.401	1'57.762	198,8	10:14'22.805
8	<b>38.230</b>	34.729	22.257	<b>21.939</b>	<b>1'57.155</b>	200,3	10:16'19.960

6	<b>38.321</b>	35.185	22.714	22.044	1'58.264	<b>212,5</b>	10:12'11.076
7	38.695	35.223	29.096	25.311	2'08.325	209,6	10:14'19.401
8	38.501	<b>34.739</b>	<b>22.384</b>	22.105	<b>1'57.729</b>	210,4	10:16'17.130

2° 27 F. ROVELLI (1'57.266)							
Lap	Seg.1	Seg.2	Seg.3	Seg.4	Lap Time	km/h	Local Time
1		35.305	23.168	33.281			10:02'13.327
2	38.941	34.698	22.328	<b>21.886</b>	1'57.853	<b>210,4</b>	10:04'11.180
3	38.363	<b>34.660</b>	22.285	22.227	1'57.535C	207,2	10:06'08.715
4	50.195	45.246	24.026	22.442	2'21.909	198,8	10:08'30.624
5	38.962	34.959	22.915	23.235	2'00.071	204,5	10:10'30.695
6	43.432	34.898	22.381	22.274	2'02.985C	203,7	10:12'33.680
7	<b>38.047</b>	34.727	<b>22.120</b>	22.372	<b>1'57.266</b>	210,0	10:14'30.946
8	39.896	36.926	22.243	22.450	2'01.515	199,9	10:16'32.461

7° 57 L. LOI (1'57.796)							
Lap	Seg.1	Seg.2	Seg.3	Seg.4	Lap Time	km/h	Local Time
1		36.173	26.927	25.239			10:02'11.525
2	39.460	35.424	22.447	22.305	1'59.636	207,6	10:04'11.161
3	39.036	35.077	22.656	22.346	1'59.115	205,2	10:06'10.276
4	39.276	35.007	<b>22.303</b>	22.352	1'58.938	207,6	10:08'09.214
5	41.927	34.913	22.457	22.177	2'01.474	195,2	10:10'10.688
6	<b>38.768</b>	<b>34.558</b>	22.477	<b>21.993</b>	<b>1'57.796</b>	204,1	10:12'08.484
7	41.765	35.423	27.803	22.388	2'07.379	<b>208,4</b>	10:14'15.863
8	38.941	37.519	22.349	22.460	2'01.269C	200,3	10:16'17.132

3° 41 J. JAHNIG (1'57.391)							
Lap	Seg.1	Seg.2	Seg.3	Seg.4	Lap Time	km/h	Local Time
1		37.348	23.487	22.496			10:02'17.897
2	39.189	35.114	22.827	22.178	1'59.308	208,0	10:04'17.205
3	38.339	<b>34.810</b>	22.480	<b>21.762</b>	<b>1'57.391</b>	207,6	10:06'14.596
4	39.386	35.757	22.393	22.100	1'59.636	<b>210,4</b>	10:08'14.232
5	38.715	34.955	22.480	22.170	1'58.320	201,8	10:10'12.552
6	<b>38.264</b>	35.082	<b>22.228</b>	21.974	1'57.548	210,0	10:12'10.100
7	39.437	36.477	23.168	22.143	2'01.225	202,5	10:14'11.325
8	38.797	35.023	22.912	21.917	1'58.649	198,1	10:16'09.974

8° 15 M. BASTIANELLI (1'57.852)							
Lap	Seg.1	Seg.2	Seg.3	Seg.4	Lap Time	km/h	Local Time
1		36.960	23.394	22.608			10:02'17.616
2	39.508	35.461	22.761	21.968	1'59.698	203,3	10:04'17.314
3	38.850	34.977	22.257	<b>21.768</b>	<b>1'57.852</b>	211,2	10:06'15.166
4	41.023	38.627	24.262	22.069	2'05.981	<b>212,1</b>	10:08'21.147
5	39.281	35.803	25.842	30.663	2'11.589	204,8	10:10'32.736
6	40.102	34.969	22.632	22.359	2'00.062	205,2	10:12'32.798
7	39.091	<b>34.883</b>	<b>22.180</b>	22.056	1'58.210	202,5	10:14'31.008
8	<b>38.802</b>	35.190	22.229	22.444	1'58.665	206,0	10:16'29.673

4° 55 G. HENDRA PRATAMA (1'57.462)							
Lap	Seg.1	Seg.2	Seg.3	Seg.4	Lap Time	km/h	Local Time
1		36.287	24.106	22.104			10:02'21.000
2	38.503	<b>34.661</b>	22.642	22.003	1'57.809	206,4	10:04'18.809
3	<b>38.488</b>	35.026	<b>22.086</b>	<b>21.862</b>	<b>1'57.462</b>	205,2	10:06'16.271
4	38.803	40.197	22.754	22.444	2'04.198	<b>207,2</b>	10:08'20.469
5	39.767	35.516	24.405	33.445	2'13.133	198,8	10:10'33.602
6	39.036	34.751	22.303	22.187	1'58.277	203,3	10:12'31.879
7	38.937	35.114	22.396	22.290	1'58.737	198,1	10:14'30.616
8	47.455	35.780	23.311	38.096	2'24.642P	193,5	10:16'55.258

9° 1 A. CARRASCO (1'57.940)							
Lap	Seg.1	Seg.2	Seg.3	Seg.4	Lap Time	km/h	Local Time
1		37.247	23.210	22.344			10:02'16.981
2	39.203	35.124	22.804	22.024	1'59.155	204,8	10:04'16.136
3	<b>38.752</b>	<b>34.905</b>	22.796	<b>21.968</b>	1'58.421	205,6	10:06'14.557
4	41.208	48.703	22.857	22.348	2'15.116	<b>212,5</b>	10:08'29.673
5	39.022	35.256	23.140	23.081	2'00.499	202,2	10:10'30.172
6	39.155	35.100	22.384	22.121	1'58.760	202,2	10:12'28.932
7	38.943	34.991	22.442	22.108	1'58.484	204,1	10:14'27.416
8	38.793	34.928	<b>22.206</b>	22.013	<b>1'57.940</b>	203,3	10:16'25.356

5° 7 T. KAWAKAMI (1'57.530)							
Lap	Seg.1	Seg.2	Seg.3	Seg.4	Lap Time	km/h	Local Time
1		35.873	23.518	31.153			10:02'11.276
2	39.437	35.543	22.437	22.028	1'59.445	201,8	10:04'10.721
3	43.257	35.483	23.694	22.020	2'04.454	203,7	10:06'15.175
4	40.468	40.346	22.762	22.277	2'05.853	204,8	10:08'21.028
5	39.630	35.888	24.794	31.543	2'11.855	203,3	10:10'32.883
6	40.235	35.031	22.835	22.552	2'00.653	<b>207,6</b>	10:12'33.536
7	<b>38.548</b>	<b>34.829</b>	22.284	<b>21.869</b>	<b>1'57.530</b>	204,8	10:14'31.066
8	39.516	35.144	<b>22.276</b>	22.377	1'59.313	193,5	10:16'30.379

10° 17 K. MEUFFELS (1'58.167)							
Lap	Seg.1	Seg.2	Seg.3	Seg.4	Lap Time	km/h	Local Time
1		37.554	23.586	22.299			10:02'17.945
2	38.619	35.502	22.690	22.117	1'58.928	<b>212,9</b>	10:04'16.873
3	<b>38.364</b>	<b>34.784</b>	28.191	32.051	2'13.390P	204,1	10:06'30.263
4	2'28.910	35.297	22.367	22.059	3'48.633P		10:10'18.896
5	38.648	34.980	22.513	22.058	1'58.199	201,8	10:12'17.095
6	38.613	35.010	22.343	22.201	<b>1'58.167</b>	202,5	10:14'15.262
7	41.104	35.292	<b>22.298</b>	<b>22.028</b>	2'00.722	201,4	10:16'15.984

6° 85 K. SABATUCCI (1'57.729)							
Lap	Seg.1	Seg.2	Seg.3	Seg.4	Lap Time	km/h	Local Time
1		35.489	26.587	24.449			10:02'10.744
2	38.994	35.305	22.511	22.460	1'59.270	205,6	10:04'10.014
3	38.993	35.271	22.646	24.145	2'01.055	202,9	10:06'11.069
4	39.215	35.371	22.516	<b>22.009</b>	1'59.111	211,6	10:08'10.180
5	38.765	35.132	23.045	25.690	2'02.632C	210,4	10:10'12.812

11° 66 D. OTTEN (1'58.202)							
Lap	Seg.1	Seg.2	Seg.3	Seg.4	Lap Time	km/h	Local Time
1		37.301	22.953	22.625			10:02'12.268
2	39.023	35.411	22.442	22.120	1'58.996	<b>208,4</b>	10:04'11.264
3	38.555	35.107	<b>22.409</b>	22.403	1'58.474	204,8	10:06'09.738
4	41.707	35.182	23.322	22.206	2'02.417	200,3	10:08'12.155
5	38.638	<b>35.036</b>	22.480	<b>22.048</b>	<b>1'58.202</b>	204,8	10:10'10.357
6	<b>38.511</b>	35.178	22.681	22.286	1'58.656	207,6	10:12'09.013
7	42.021	35.384	26.086	23.959	2'07.450	203,7	10:14'16.463
8	38.671	35.499	22.656	22.234	1'59.060	204,1	10:16'15.523

12° 14 E. DE LA VEGA (1'58.285)							
Lap	Seg.1	Seg.2	Seg.3	Seg.4	Lap Time	km/h	Local Time
1		35.916	23.932	28.738			10:02'12.158
2	38.852	35.986	22.828	<b>22.105</b>	1'59.771	210,8	10:04'11.929

07/09/2019 P = Pits In/Out - C = Lap Time Cancelled

These data/results cannot be reproduced, stored and/or transmitted in whole or in part by any manner of electronic, mechanical, photocopying, recording, broadcasting or otherwise now known or herein after developed without the previous express consent by the copyright owner, except for reproduction in daily press and regular printed publications on sale to the public within 60 days of the event related to those data/results and always provided that copyright symbol appears together as follows below.

© DORNA WSBK ORGANIZATION Srl 2019



Official Fuel Supplier

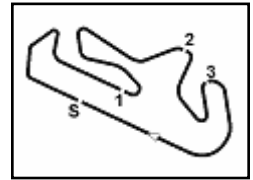


FKR PERGOIA TIMING

Official Tyre Supplier



Official Timekeeper



Portimao 4.592 m

## Acerbis Portuguese Round, 6-8 September 2019

### Chronological Analysis Free Practice 3rd Session Gr.A

2 / 3

13° 71 T. EDWARDS (1'58.321)								18° 23 P. GIACOMINI (1'58.746)							
Lap	Seg.1	Seg.2	Seg.3	Seg.4	Lap Time	km/h	Local Time	Lap	Seg.1	Seg.2	Seg.3	Seg.4	Lap Time	km/h	Local Time
1		35.606	22.836	22.637			10:02'09.932	1		36.218	23.189	22.989			10:02'08.724
2	39.027	34.987	22.581	22.478	1'59.073	201,8	10:04'09.005	2	39.591	35.499	22.600	22.562	2'00.252	197,4	10:04'08.976
3	38.999	35.538	24.883	22.147	2'01.567	198,8	10:06'10.572	3	39.416	35.409	23.823	22.677	2'01.325	197,7	10:06'10.301
4	38.429	35.337	22.321	22.497	1'58.584	211,2	10:08'09.156	4	39.535	35.694	22.481	22.009	1'59.719	207,2	10:08'10.020
5	39.073	39.382	22.303	22.267	2'03.025	195,2	10:10'12.181	5	39.168	35.188	22.681	22.130	1'59.167C	208,8	10:10'09.187
6	38.428	35.568	22.652	22.201	1'58.849	210,0	10:12'11.030	6	39.060	35.171	22.421	22.094	1'58.746	199,6	10:12'07.933
7	38.611	35.434	28.975	25.121	2'08.141	213,7	10:14'19.171	7	43.598	35.803	23.292	23.135	2'05.828	204,1	10:14'13.761
8	38.922	34.895	22.588	21.916	1'58.321	204,1	10:16'17.492	8	39.104	35.328	22.529	22.194	1'59.155C	201,0	10:16'12.916

14° 34 M. CARUSI (1'58.488)								19° 8 M. PEREZ (1'58.975)							
Lap	Seg.1	Seg.2	Seg.3	Seg.4	Lap Time	km/h	Local Time	Lap	Seg.1	Seg.2	Seg.3	Seg.4	Lap Time	km/h	Local Time
1		36.008	25.863	25.291			10:02'12.409	1		36.937					10:02'19.637
2	39.957	35.383	22.549	22.270	2'00.159	209,2	10:04'12.568	2	39.305	35.444	22.619	22.529	1'59.897	201,4	10:04'19.534
3	38.907	35.178	22.516	22.075	1'58.676	209,2	10:06'11.244	3	38.929	35.256	22.247	22.543	1'58.975	204,8	10:06'18.509
4	39.418	35.467	23.041	22.076	2'00.002	216,7	10:08'11.246	4	39.035	35.666	22.704	33.322	2'10.727P	205,6	10:08'29.236
5	38.851	35.043	22.436	22.158	1'58.488	202,9	10:10'09.734								
6	44.570	44.000	28.618	27.847	2'25.035	204,8	10:12'34.769								
7	38.636	35.194	22.471	22.484	1'58.785	210,4	10:14'33.554								
8	39.893	35.729	22.552	22.316	2'00.490	197,0	10:16'34.044								

15° 61 Y. OKAYA (1'58.543)								20° 84 K. ALOISI (1'59.006)							
Lap	Seg.1	Seg.2	Seg.3	Seg.4	Lap Time	km/h	Local Time	Lap	Seg.1	Seg.2	Seg.3	Seg.4	Lap Time	km/h	Local Time
1		36.494	23.295	23.016			10:02'12.082	1		37.403	23.219	22.543			10:02'12.694
2	39.384	35.419	22.690	22.242	1'59.735	207,6	10:04'11.817	2	40.606	35.586	22.629	22.301	2'01.122	202,5	10:04'13.816
3	38.738	34.987	22.698	22.120	1'58.543	209,2	10:06'10.360	3	39.311	35.526	22.612	22.550	1'59.999	206,8	10:06'13.815
4	39.517	35.905	22.649	21.965	2'00.036C	202,2	10:08'10.396	4	39.866	35.580	22.431	22.557	2'00.434	201,4	10:08'14.249
5	38.730	35.099	22.554	22.378	1'58.761	216,3	10:10'09.157	5	39.171	35.206	22.183	22.446	1'59.006	207,2	10:10'13.255
6	39.207	35.347	22.643	21.991	1'59.188	199,2	10:12'08.345	6	40.612	35.634	25.377	23.060	2'04.683	207,2	10:12'17.938
7	39.325	35.376	24.253	22.561	2'01.515	207,2	10:14'09.860	7	38.912	42.545	22.512	22.514	2'06.483	208,4	10:14'24.421
8	39.288	35.397	22.640	22.534	1'59.859	195,9	10:16'09.719	8	39.354	35.210	22.588	22.415	1'59.567	199,2	10:16'23.988

16° 22 N. KALININ (1'58.685)								21° 63 A. LONGO (1'59.882)							
Lap	Seg.1	Seg.2	Seg.3	Seg.4	Lap Time	km/h	Local Time	Lap	Seg.1	Seg.2	Seg.3	Seg.4	Lap Time	km/h	Local Time
1		38.048	24.038	23.627			10:03'20.892	1		38.736	23.993	22.862			10:02'15.176
2	40.186	36.158	22.844	22.523	2'01.711	199,2	10:05'22.603	2	40.250	36.494	23.668	22.255	2'02.667	201,0	10:04'17.843
3	39.324	35.645	22.611	22.422	2'00.002	199,9	10:07'22.605	3	39.432	35.449	22.654	22.394	1'59.929	207,6	10:06'17.772
4	39.196	35.067	22.492	22.231	1'58.986	199,6	10:09'21.591	4	40.220	35.499	22.927	22.416	2'01.062	203,7	10:08'18.834
5	38.927	35.097	22.376	22.285	1'58.685	199,2	10:11'20.276	5	42.362	35.786	24.920	30.330	2'13.398	195,9	10:10'32.232
6	41.000	37.228	23.451	22.731	2'04.410	199,9	10:13'24.686	6	41.196	35.647	22.976	22.315	2'02.134	200,3	10:12'34.366
7	38.967	35.258	22.290	22.327	1'58.842	199,2	10:15'23.528	7	39.183	35.474	22.710	22.515	1'59.882	206,4	10:14'34.248
								8	40.334	36.862	22.994	22.583	2'02.773	199,9	10:16'37.021

17° 13 D. IOZZO (1'58.725)								22° 52 O. KÖNIG (1'59.955)							
Lap	Seg.1	Seg.2	Seg.3	Seg.4	Lap Time	km/h	Local Time	Lap	Seg.1	Seg.2	Seg.3	Seg.4	Lap Time	km/h	Local Time
1		35.789	26.612	23.432			10:02'10.709	1		41.230	23.576	22.881			10:02'19.690
2	39.181	35.363	22.889	22.031	1'59.464	206,8	10:04'10.173	2	39.833	35.843	22.949	22.520	2'01.145	197,4	10:04'20.835
3	38.722	35.123	22.746	22.232	1'58.823C	211,2	10:06'08.996	3	41.899	35.999	22.794	22.476	2'03.168	203,7	10:06'24.003
4	41.321	35.615	22.944	22.362	2'02.242	204,1	10:08'11.238	4	39.560	35.814	29.659	22.342	2'07.375	201,8	10:08'31.378
5	38.931	35.119	22.540	22.135	1'58.725	203,3	10:10'09.963	5	39.415	35.462	22.545	22.533	1'59.955	202,2	10:10'31.333
6	38.694	35.210	24.613	22.334	2'00.851	206,8	10:12'10.814	6	43.208	36.385	22.978	22.759	2'05.330	204,1	10:12'36.663
7	39.304	35.523	26.695	26.248	2'07.770	205,2	10:14'18.584	7	39.511	35.714	23.666	32.748	2'11.639P	203,7	10:14'48.302
8	38.928	35.183	23.110	22.270	1'59.491	204,1	10:16'18.075								

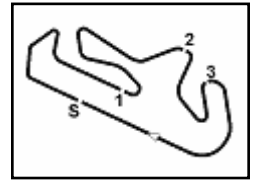
18° 23 P. GIACOMINI (1'58.746)								19° 8 M. PEREZ (1'58.975)							
Lap	Seg.1	Seg.2	Seg.3	Seg.4	Lap Time	km/h	Local Time	Lap	Seg.1	Seg.2	Seg.3	Seg.4	Lap Time	km/h	Local Time
1		36.218	23.189	22.989			10:02'08.724	1		36.937					10:02'19.637
2	39.591	35.499	22.600	22.562	2'00.252	197,4	10:04'08.976	2	39.305	35.444	22.619	22.529	1'59.897	201,4	10:04'19.534
3	39.416	35.409	23.823	22.677	2'01.325	197,7	10:06'10.301	3	38.929	35.256	22.247	22.543	1'58.975	204,8	10:06'18.509
4	39.535	35.694	22.481	22.009	1'59.719	207,2	10:08'10.020	4	39.035	35.666	22.704	33.322	2'10.727P	205,6	10:08'29.236
5	39.168	35.188	22.681	22.130	1'59.167C	208,8	10:10'09.187								
6	39.060	35.171	22.421	22.094	1'58.746	199,6	10:12'07.933								
7	43.598	35.803	23.292	23.135	2'05.828	204,1	10:14'13.761								
8	39.104	35.328	22.529	22.194	1'59.155C	201,0	10:16'12.916								

14° 34 M. CARUSI (1'58.488)								20° 84 K. ALOISI (1'59.006)							
Lap	Seg.1	Seg.2	Seg.3	Seg.4	Lap Time	km/h	Local Time	Lap	Seg.1	Seg.2	Seg.3	Seg.4	Lap Time	km/h	Local Time
1		36.008	25.863	25.291			10:02'12.409	1		37.403	23.219	22.543			10:02'12.694
2	39.957	35.383	22.549	22.270	2'00.159	209,2	10:04'12.568	2	40.606	35.586	22.629	22.301	2'01.122	202,5	10:04'13.816
3	38.907	35.178	22.516	22.075	1'58.676	209,2	10:06'11.244	3	39.311	35.526	22.612	22.550	1'59.999	206,8	10:06'13.815
4	39.418	35.467	23.041	22.076	2'00.002	216,7	10:08'11.246	4	39.866	35.580	22.431	22.557	2'00.434	201,4	10:08'14.249
5	38.851	35.043	22.436	22.158	1'58.488	202,9	10:10'09.734	5	39.171	35.206	22.183	22.446	1'59.006	207,2	10:10'13.255
6	44.570	44.000	28.618	27.847	2'25.035	204,8	10:12'34.769	6	40.612	35.634	25.377	23.060	2'04.683	207,2	10:12'17.938
7	38.636	35.194	22.471	22.484	1'58.785	210,4	10:14'33.554	7	38.912	42.545	22.512	22.514	2'06.483	208,4	10:14'24.421
8	39.893	35.729	22.552	22.316	2'00.490	197,0	10:16'34.044	8	39.354	35.210	22.588	22.415	1'59.567	199,2	10:16'23.988

15° 61 Y. OKAYA (1'58.543)								21° 63 A. LONGO (1'59.882)							
Lap	Seg.1	Seg.2	Seg.3	Seg.4	Lap Time	km/h	Local Time	Lap	Seg.1	Seg.2	Seg.3	Seg.4	Lap Time	km/h	Local Time
1		36.494	23.295	23.016			10:02'12.082	1		38.736	23.993	22.862			10:02'15.176
2	39.384	35.419	22.690	22.242	1'59.735	207,6	10:04'11.817	2	40.250	36.494	23.668	22.255	2'02.667	201,0	10:04'17.843
3	38.738	34.987	22.698	22.120	1'58.543	209,2	10:06'10.360	3	39.432	35.449	22.654	22.394	1'59.929	207,6	10:06'17.772
4	39.517	35.905	22.649	21.965	2'00.036C	202,2	10:08'10.396	4	40.220	35.499	22.927	22.416	2'01.062	203,7	10:08'18.834
5	38.730	35.099	22.554	22.378	1										



Portimao 4.592 m

3 / 3

## Acerbis Portuguese Round, 6-8 September 2019

### Chronological Analysis Free Practice 3rd Session Gr.A

4	39.553	36.128	22.889	22.511	2'01.081	<b>208,8</b>	10:08'15.336
5	39.690	35.959	22.965	22.700	2'01.314	199,9	10:10'16.650
6	39.909	35.731	23.010	22.446	2'01.096	198,1	10:12'17.746
7	<b>39.514</b>	35.821	22.679	22.461	2'00.475	201,8	10:14'18.221
8	40.218	35.494	<b>22.604</b>	22.049	<b>2'00.365</b>	202,9	10:16'18.586

25° 33 K. HARTMANN (2'01.793)							
Lap	Seg.1	Seg.2	Seg.3	Seg.4	Lap Time	km/h	Local Time
1		1'11.291	24.545	23.510			10:02'48.630
2	40.633	37.648	25.018	35.211	2'18.510CP	195,9	10:05'07.140
3	3'30.011	39.645	23.742	23.032	4'56.430P		10:10'03.570
4	40.217	36.627	23.276	22.569	2'02.689	195,2	10:12'06.259
5	<b>39.898</b>	<b>36.073</b>	23.757	22.642	2'02.370	<b>197,7</b>	10:14'08.629
6	39.993	36.433	<b>23.213</b>	<b>22.154</b>	<b>2'01.793</b>	197,0	10:16'10.422

26° 37 P. FRAGOSO (2'02.342)							
Lap	Seg.1	Seg.2	Seg.3	Seg.4	Lap Time	km/h	Local Time
1		37.840	23.633	23.294			10:02'19.678
2	<b>40.035</b>	<b>35.851</b>	23.387	23.069	<b>2'02.342</b>	194,2	10:04'22.020
3	40.845	36.395	<b>23.180</b>	<b>23.036</b>	2'03.456	193,5	10:06'25.476
4	40.468	36.475	24.144	26.363	2'07.450	<b>195,6</b>	10:08'32.926
5	40.480	36.381	24.009	35.487	2'16.357P	188,8	10:10'49.283
6	1'48.598	36.801	23.619	23.342	3'12.360P		10:14'01.643
7	41.297	36.568	23.293	23.444	2'04.602	184,9	10:16'06.245

27° 49 D. DELOUVY (2'02.561)							
Lap	Seg.1	Seg.2	Seg.3	Seg.4	Lap Time	km/h	Local Time
1		37.195	24.167	24.043			10:02'12.301
2	41.677	36.857	23.488	23.057	2'05.079	202,5	10:04'17.380
3	40.449	36.309	23.271	23.454	2'03.483	<b>204,1</b>	10:06'20.863
4	40.693	36.586	24.253	23.418	2'04.950	197,4	10:08'25.813
5	40.832	36.839	<b>23.221</b>	23.511	2'04.403	197,4	10:10'30.216
6	40.473	36.323	23.763	<b>22.837</b>	2'03.396	202,5	10:12'33.612
7	<b>39.714</b>	36.342	23.283	23.222	<b>2'02.561</b>	203,3	10:14'36.173
8	40.156	<b>35.950</b>	23.478	23.254	2'02.838	196,7	10:16'39.011

07/09/2019 P = Pits In/Out - C = Lap Time Cancelled

These data/results cannot be reproduced, stored and/or transmitted in whole or in part by any manner of electronic, mechanical, photocopying, recording, broadcasting or otherwise now known or herein after developed without the previous express consent by the copyright owner, except for reproduction in daily press and regular printed publications on sale to the public within 60 days of the event related to those data/results and always provided that copyright symbol appears together as follows below.

© DORNA WSBK ORGANIZATION Srl 2019

