

Acerbis Portuguese Round, 6-8 September 2019

Chronological Analysis Warm Up

Portimao 4.592 m

1 / 4

1° 95 S. DEROUE (1'55.344)								7° 17 K. MEUFFELS (1'56.245)							
Lap	Seg.1	Seg.2	Seg.3	Seg.4	Lap Time	km/h	Local Time	Lap	Seg.1	Seg.2	Seg.3	Seg.4	Lap Time	km/h	Local Time
1		35.296	22.061	22.193			9:57'25.072	1		35.957	23.450	22.497			9:57'09.919
2	38.512	34.675	22.149	21.966	1'57.302	201,8	9:59'22.374	2	38.187	34.989	22.858	21.866	1'57.900	208,0	9:59'07.819
3	38.342	34.376	21.801	21.976	1'56.495	203,7	10:01'18.869	3	38.109	34.419	22.137	21.580	1'56.245	213,7	10:01'04.064
4	38.250	34.678	22.375	22.233	1'57.536	206,4	10:03'16.405	4	38.180	34.748	22.439	21.557	1'56.924	211,6	10:03'00.988
5	38.150	34.377	21.999	21.733	1'56.259	204,1	10:05'12.664	5	38.114	34.696	22.067	21.529	1'56.406	215,9	10:04'57.394
6	38.022	34.337	21.981	21.790	1'56.130	204,1	10:07'08.794	6	42.968	36.735	22.254	21.600	2'03.557	199,9	10:07'00.951
7	37.851	34.422	21.731	21.437	1'55.441	206,8	10:09'04.235	7	37.689	34.845	22.674	22.345	1'57.553	214,6	10:08'58.504
8	37.436	34.311	21.949	21.648	1'55.344	219,4	10:10'59.579	8	38.664	38.482	22.677	21.811	2'01.634	198,5	10:11'00.138

2° 18 M. GONZALEZ (1'55.584)								8° 22 N. KALININ (1'56.358)							
Lap	Seg.1	Seg.2	Seg.3	Seg.4	Lap Time	km/h	Local Time	Lap	Seg.1	Seg.2	Seg.3	Seg.4	Lap Time	km/h	Local Time
1		34.719	22.222	21.544			9:57'27.092	1		35.958	23.223	22.656			9:57'08.194
2	37.839	34.471	22.003	21.677	1'55.990	208,4	9:59'23.082	2	38.410	34.791	22.087	21.930	1'57.218	212,1	9:59'05.412
3	38.037	34.193	22.162	22.115	1'56.507	206,8	10:01'19.589	3	38.284	34.591	22.229	21.529	1'56.633	206,4	10:01'02.045
4	38.145	34.476	27.920	21.702	2'02.243C	206,4	10:03'21.832	4	38.645	34.829	22.309	22.011	1'57.794	207,6	10:02'59.839
5	37.753	34.418	21.954	21.459	1'55.584	210,8	10:05'17.416	5	38.231	34.640	22.437	21.946	1'57.254	209,6	10:04'57.093
6	38.222	36.071	27.206	22.566	2'04.065	202,9	10:07'21.481	6	44.640	34.930	22.137	21.641	2'03.348	198,5	10:07'00.441
7	38.356	34.743	24.296	21.717	1'59.112	204,5	10:09'20.593	7	37.974	34.833			2'05.202	213,3	10:09'05.643
8	37.811	34.404	22.204	21.749	1'56.168	204,8	10:11'16.761	8	38.090	34.505	22.147	21.616	1'56.358	208,8	10:11'02.001

3° 72 V. STEEMAN (1'55.943)								9° 8 M. PEREZ (1'56.458)							
Lap	Seg.1	Seg.2	Seg.3	Seg.4	Lap Time	km/h	Local Time	Lap	Seg.1	Seg.2	Seg.3	Seg.4	Lap Time	km/h	Local Time
1		35.095	22.097	21.831			9:57'25.380	1		35.943	23.547	22.715			9:57'09.878
2	38.397	34.734	22.124	21.744	1'56.999	202,5	9:59'22.379	2	38.129	34.901	22.905	22.030	1'57.965	209,6	9:59'07.843
3	38.102	34.441	21.737	21.963	1'56.243	202,9	10:01'18.622	3	40.230	34.928	22.341	22.102	1'59.601	208,0	10:01'07.444
4	38.699	34.769	22.938	21.789	1'58.195C	203,7	10:03'16.817	4	37.837	34.672	22.114	21.835	1'56.458	213,7	10:03'03.902
5	37.949	34.444	21.917	21.633	1'55.943	207,2	10:05'12.760	5	38.681	34.903	22.825	22.024	1'58.433	209,2	10:05'02.335
6	37.719	43.529	21.980	22.021	2'05.249	205,2	10:07'18.009	6	38.625	34.594	22.081	21.962	1'57.262	207,2	10:06'59.597
7	37.854	34.987	21.734	21.809	1'56.384	206,4	10:09'14.393	7	38.347	35.127	26.284	23.886	2'03.644	210,4	10:09'03.241
8	38.065	34.614	21.877	21.834	1'56.390	202,2	10:11'10.785	8	38.495	35.718	23.605	21.900	1'59.718	208,8	10:11'02.959

4° 55 G. HENDRA PRATAMA (1'56.098)								10° 41 J. JAHNIG (1'56.520)							
Lap	Seg.1	Seg.2	Seg.3	Seg.4	Lap Time	km/h	Local Time	Lap	Seg.1	Seg.2	Seg.3	Seg.4	Lap Time	km/h	Local Time
1		35.631	23.203	22.957			9:57'09.444	1		35.467	22.627	21.685			9:57'11.627
2	37.903	34.529	21.933	21.733	1'56.098	208,8	9:59'05.542	2	38.411	34.688	22.150	21.543	1'56.792	202,9	9:59'08.419
3								3	38.574	34.928	22.471	21.855	1'57.828	211,6	10:01'06.247
4								4	37.936	34.653	22.277	21.654	1'56.520	208,8	10:03'02.767
5								5	38.161	34.359	23.020	21.662	1'57.202	207,6	10:04'59.969
6	38.844	34.460	22.333	21.614	1'57.251	202,5	9:59'25.434	6	38.306	34.971	22.012	21.718	1'57.007	212,5	10:06'56.976
7	38.261	34.487	22.022	21.587	1'56.357	210,8	10:01'21.791	7	38.350	42.636	22.469	21.737	2'05.192	206,8	10:09'02.168
8	39.050	36.021	22.149	21.788	1'59.008	206,0	10:03'20.799	8	38.803	35.405	22.621	21.708	1'58.537	209,6	10:11'00.705

5° 25 A. VERDOÍA (1'56.124)								11° 1 A. CARRASCO (1'56.755)							
Lap	Seg.1	Seg.2	Seg.3	Seg.4	Lap Time	km/h	Local Time	Lap	Seg.1	Seg.2	Seg.3	Seg.4	Lap Time	km/h	Local Time
1		35.280	22.206	21.821			9:57'28.183	1		35.713	23.124	22.007			9:57'02.715
2	38.844	34.460	22.333	21.614	1'57.251	202,5	9:59'25.434	2	38.729	34.555	22.031	21.828	1'57.143	201,8	9:58'59.858
3	38.261	34.487	22.022	21.587	1'56.357	210,8	10:01'21.791	3	38.210	36.288	22.091	21.738	1'58.327	207,2	10:00'58.185
4	39.050	36.021	22.149	21.788	1'59.008	206,0	10:03'20.799	4	38.407	34.353	22.038	21.957	1'56.755	204,5	10:02'54.940
5	38.127	34.651	21.947	21.927	1'56.652	206,4	10:05'17.451	5	51.595	34.862	22.257	21.810	2'10.524	202,9	10:05'05.464
6	38.353	35.154	25.155	25.977	2'04.639	204,1	10:07'22.090	6	38.584	34.995	22.537	21.669	1'57.785	212,5	10:07'03.249
7	38.036	34.375	21.988	21.725	1'56.124	213,3	10:09'18.214	7	37.922	35.112	22.775	21.687	1'57.496	212,1	10:09'00.745
8	38.520	40.481	23.946	22.669	2'05.616	199,2	10:11'23.830	8	38.297	34.594	22.237	21.793	1'56.921	216,7	10:10'57.666

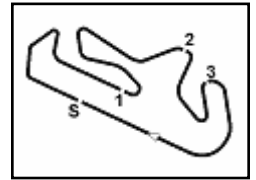
6° 88 B. IERACI (1'56.136)								12° 69 J. BUIS (1'56.809)							
Lap	Seg.1	Seg.2	Seg.3	Seg.4	Lap Time	km/h	Local Time	Lap	Seg.1	Seg.2	Seg.3	Seg.4	Lap Time	km/h	Local Time
1		35.446	22.401	22.289			9:57'01.479	1		36.188	23.312	22.113			9:57'08.692
2	38.974	34.973	22.116	22.107	1'58.170	197,7	9:58'59.649	2	38.694	34.917	22.407	21.938	1'57.956	207,2	9:59'06.648
3	38.688	34.797	22.134	21.963	1'57.582	198,8	10:00'57.231	3	38.179	34.684	22.217	21.729	1'56.809	206,4	10:01'03.457
4	38.872	34.882	23.054	21.708	1'58.516	199,6	10:02'55.747	4	38.399	34.908	22.312	21.585	1'57.204	211,2	10:03'00.661
5	50.421	34.869	22.056	21.831	2'09.177	206,0	10:05'04.924	5	38.240	35.059	22.219	21.824	1'57.342	210,4	10:04'58.003
6	38.156	34.331	22.187	21.462	1'56.136	206,8	10:07'01.060								
7	37.880	34.605	22.853	23.132	1'58.470	219,4	10:08'59.530								
8	38.260	34.960	22.202	21.920	1'57.342	213,3	10:10'56.872								

08/09/2019 P = Pits In/Out - C = Lap Time Cancelled

These data/results cannot be reproduced, stored and/or transmitted in whole or in part by any manner of electronic, mechanical, photocopying, recording, broadcasting or otherwise now known or herein after developed without the previous express consent by the copyright owner, except for reproduction in daily press and regular printed publications on sale to the public within 60 days of the event related to those data/results and always provided that copyright symbol appears together as follows below.

© DORNA WSBK ORGANIZATION Srl 2019





Portimao 4.592 m

2 / 4

Acerbis Portuguese Round, 6-8 September 2019

Chronological Analysis Warm Up

6	43.248	34.721	22.154	21.553	2'01.676	206,8	10:06'59.679
7	38.136	35.118	23.152	22.722	1'59.128	210,8	10:08'58.807
8	38.668	39.530	22.317	21.739	2'02.254	204,5	10:11'01.061

3	38.483	35.355	22.233	21.666	1'57.737	215,9	10:01'00.853
4	39.109	35.213	22.379	22.144	1'58.845	209,2	10:02'59.698
5	47.691	35.284	22.173	21.945	2'07.093	204,8	10:05'06.791
6	38.048	35.366	22.096	21.865	1'57.375	210,4	10:07'04.166
7	38.498	34.731	22.184	21.762	1'57.175	210,8	10:09'01.341
8	38.353	34.946	22.271	21.690	1'57.260	212,1	10:10'58.601

13° 26 J. KELSO (1'56.918)							
Lap	Seg.1	Seg.2	Seg.3	Seg.4	Lap Time	km/h	Local Time
1		35.494	22.795	22.087			9:57'03.741
2	38.615	34.743	22.337	21.993	1'57.688	209,2	9:59'01.429
3	38.484	34.885	22.152	21.847	1'57.368	201,4	10:00'58.797
4	38.227	34.538	22.132	22.044	1'56.941	204,1	10:02'55.738
5	53.544	35.420	22.342	22.252	2'13.558	201,8	10:05'09.296
6	38.453	34.927	22.175	22.095	1'57.650	203,3	10:07'06.946
7	38.209	34.516	22.291	21.902	1'56.918	206,0	10:09'03.864
8	37.842	35.127	22.376	21.758	1'57.103	210,8	10:11'00.967

19° 57 L. LOI (1'57.178)							
Lap	Seg.1	Seg.2	Seg.3	Seg.4	Lap Time	km/h	Local Time
1		35.635	22.996	23.043			9:57'09.818
2	38.805	35.045	22.460	21.838	1'58.148	203,3	9:59'07.966
3	38.530	34.984	22.285	22.393	1'58.192	215,0	10:01'06.158
4	38.623	34.680	22.415	21.951	1'57.669	205,2	10:03'03.827
5	38.359	34.642	22.380	21.808	1'57.189	214,6	10:05'01.016
6	38.251	34.626	22.313	21.988	1'57.178	213,7	10:06'58.194
7	46.153	34.703	22.260	22.593	2'05.709	212,9	10:09'03.903
8	38.401	34.948	22.313	21.842	1'57.504	213,3	10:11'01.407

14° 13 D. IOZZO (1'56.937)							
Lap	Seg.1	Seg.2	Seg.3	Seg.4	Lap Time	km/h	Local Time
1		35.957	23.065	22.620			9:57'07.490
2	38.794	35.318	22.469	21.909	1'58.490	208,8	9:59'05.980
3	38.601	34.700	22.242	21.641	1'57.184	212,5	10:01'03.164
4	38.384	34.843	22.067	21.734	1'57.028	209,2	10:03'00.192
5	38.239	34.609	22.256	21.833	1'56.937	216,7	10:04'57.129
6	44.886	34.831	22.316	21.764	2'03.797	193,5	10:07'00.926
7	38.366	34.641	22.465	22.631	1'58.103	216,7	10:08'59.029

20° 10 U. ORRADRE (1'57.209)							
Lap	Seg.1	Seg.2	Seg.3	Seg.4	Lap Time	km/h	Local Time
1		36.206	22.748	22.725			9:57'16.110
2	39.163	35.125	29.547	25.122	2'08.957	197,0	9:59'25.067
3	38.681	34.849	22.126	22.158	1'57.814	204,8	10:01'22.881
4	38.199	34.427	22.521	22.062	1'57.209	206,8	10:03'20.090
5	40.898	34.709	22.146	21.872	1'59.625	204,1	10:05'19.715
6	38.271	34.676	22.214	22.394	1'57.555	209,2	10:07'17.270
7	43.513	34.496	22.284	21.665	2'01.958	199,9	10:09'19.228
8	38.063	35.078	28.575	23.267	2'04.983	204,1	10:11'24.211

15° 15 M. BASTIANELLI (1'56.965)							
Lap	Seg.1	Seg.2	Seg.3	Seg.4	Lap Time	km/h	Local Time
1		36.061	22.530	21.946			9:57'04.399
2	38.752	35.066	22.342	21.920	1'58.080	204,5	9:59'02.479
3	38.253	35.199	21.957	21.651	1'57.060	208,4	10:00'59.539
4	38.509	34.812	22.274	22.280	1'57.875	205,2	10:02'57.414
5	49.381	34.944	22.172	21.891	2'08.388	205,6	10:05'05.802
6	38.379	35.346	22.434	21.608	1'57.767	213,7	10:07'03.569
7	37.974	34.900	22.265	21.826	1'56.965	215,9	10:09'00.534
8	38.849	34.568	22.136	21.759	1'57.312	210,0	10:10'57.846

21° 7 T. KAWAKAMI (1'57.244)							
Lap	Seg.1	Seg.2	Seg.3	Seg.4	Lap Time	km/h	Local Time
1		36.427	30.506	23.833			9:57'26.050
2	38.627	35.066	22.297	22.027	1'58.017	198,1	9:59'24.067
3	39.407	35.404	22.135	21.983	1'58.929	209,2	10:01'22.996
4	38.471	34.979	22.639	21.925	1'58.014	205,2	10:03'21.010
5	38.382	34.881	22.318	22.442	1'58.023	211,2	10:05'19.033
6	38.790	35.152	22.266	26.942	2'03.150	205,6	10:07'22.183
7	38.367	34.785	22.382	21.710	1'57.244	210,4	10:09'19.427
8	38.440	34.962	22.450	21.958	1'57.810	201,8	10:11'17.237

16° 71 T. EDWARDS (1'56.996)							
Lap	Seg.1	Seg.2	Seg.3	Seg.4	Lap Time	km/h	Local Time
1		35.633	22.714	22.086			9:57'03.895
2	39.044	35.098	22.698	22.092	1'58.932	208,4	9:59'02.827
3	38.279	35.086	22.540	21.830	1'57.735	213,3	10:01'00.562
4	38.417	34.644	22.242	21.693	1'56.996	210,0	10:02'57.558
5	38.928	35.781	24.876	21.821	2'01.406	205,2	10:04'58.964
6	39.013	35.441	26.767	22.034	2'03.255	206,4	10:07'02.219
7	38.515	35.232	22.259	22.115	1'58.121	206,4	10:09'00.340
8	38.460	34.653	22.206	22.025	1'57.344	204,1	10:10'57.684

22° 14 E. DE LA VEGA (1'57.256)							
Lap	Seg.1	Seg.2	Seg.3	Seg.4	Lap Time	km/h	Local Time
1		36.026	22.908	22.032			9:57'05.022
2	38.433	34.920	22.567	21.915	1'57.835	211,2	9:59'02.857
3	38.362	35.022	22.248	21.638	1'57.270	214,2	10:01'00.127
4	38.276	34.757	22.204	22.086	1'57.323	211,6	10:02'57.450
5	39.206	43.595	23.975	22.070	2'08.846	215,9	10:05'06.296
6	38.078	34.961	22.590	22.263	1'57.892	214,6	10:07'04.188
7	38.625	34.689	22.364	22.136	1'57.814	218,0	10:09'02.002
8	38.329	34.775	22.315	21.837	1'57.256	209,2	10:10'59.258

17° 66 D. OTTEN (1'57.042)							
Lap	Seg.1	Seg.2	Seg.3	Seg.4	Lap Time	km/h	Local Time
1		35.966	22.798	22.406			9:57'09.421
2	38.346	35.094	22.757	22.264	1'58.461	210,0	9:59'07.882
3	38.848	35.049	22.299	22.158	1'58.354	213,7	10:01'06.236
4	38.316	34.579	22.633	22.005	1'57.533	207,6	10:03'03.769
5	38.634	34.770	22.374	21.967	1'57.745	208,0	10:05'01.514
6	38.209	34.810	22.500	21.523	1'57.042	210,0	10:06'58.556
7	41.897	35.304	23.517	21.831	2'02.549	212,1	10:09'01.105
8	38.379	34.832	22.439	21.610	1'57.260	211,2	10:10'58.365

23° 64 H. DE CANCELLIS (1'57.261)							
Lap	Seg.1	Seg.2	Seg.3	Seg.4	Lap Time	km/h	Local Time
1		36.396	24.814	22.856			9:57'06.830
2	38.834	35.206	26.387	21.824	2'02.251	206,4	9:59'09.081
3	38.514	35.096	22.173	21.909	1'57.692	205,6	10:01'06.773
4	38.260	34.998	22.230	21.780	1'57.268	209,2	10:03'04.041
5	38.666	41.824	26.976	21.813	2'09.279	211,6	10:05'13.320
6	38.333	35.043	21.923	21.962	1'57.261	201,8	10:07'10.581
7	38.715	35.036	22.048	21.897	1'57.696	200,7	10:09'08.277
8	38.663	35.126	21.993	21.825	1'57.607	198,5	10:11'05.884

18° 52 O. KÖNIG (1'57.175)							
Lap	Seg.1	Seg.2	Seg.3	Seg.4	Lap Time	km/h	Local Time
1		36.166	23.086	21.970			9:57'04.740
2	39.066	35.129	22.377	21.804	1'58.376	204,5	9:59'03.116

08/09/2019 P = Pits In/Out - C = Lap Time Cancelled

These data/results cannot be reproduced, stored and/or transmitted in whole or in part by any manner of electronic, mechanical, photocopying, recording, broadcasting or otherwise now known or herein after developed without the previous express consent by the copyright owner, except for reproduction in daily press and regular printed publications on sale to the public within 60 days of the event related to those data/results and always provided that copyright symbol appears together as follows below.

© DORNA WSBK ORGANIZATION Srl 2019



Official Fuel Supplier

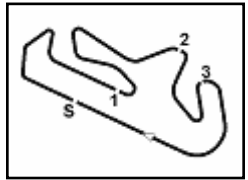


FKR PERGOIA TIMING

Official Tyre Supplier



Official Timekeeper



Acerbis Portuguese Round, 6-8 September 2019

Chronological Analysis Warm Up

Portimao 4.592 m

3 / 4

24° 46 S. DI SORA (1'57.308)							
Lap	Seg.1	Seg.2	Seg.3	Seg.4	Lap Time	km/h	Local Time
1		36.254	22.821	22.008			9:57'03.311
2	39.122	34.824	22.288	22.069	1'58.303	199,9	9:59'01.614
3	38.901	36.075	22.325	21.690	1'58.991	202,9	10:01'00.605
4	40.952	35.956	22.329	21.953	2'01.190	203,7	10:03'01.795
5	38.480	34.762	22.436	21.630	1'57.308	214,2	10:04'59.103
6	42.080	35.011	22.035	21.758	2'00.884	212,1	10:06'59.987
7	38.180	35.046	23.618	22.660	1'59.504	212,5	10:08'59.491

7	38.907	36.468	23.763	23.342	2'02.480	197,0	10:08'59.122
8	38.912	35.209	23.119	21.772	1'59.012	207,6	10:10'58.134

25° 27 F. ROVELLI (1'57.327)							
Lap	Seg.1	Seg.2	Seg.3	Seg.4	Lap Time	km/h	Local Time
1		41.000	22.525	22.372			9:57'27.047
2	38.414	34.630	22.338	21.945	1'57.327	206,0	9:59'24.374
3	38.331	34.749	22.128	22.156	1'57.364	210,4	10:01'21.738
4	38.826	34.632	22.337	22.273	1'58.068	202,2	10:03'19.806
5	40.553	34.219	22.273	22.000	1'59.045	201,4	10:05'18.851
6	38.687	34.942	25.273	24.047	2'02.949	198,8	10:07'21.800
7	38.347	34.863	22.238	21.934	1'57.382	210,8	10:09'19.182
8	38.318	35.044	24.369	27.733	2'05.464	201,0	10:11'24.646

30° 23 P. GIACOMINI (1'57.681)							
Lap	Seg.1	Seg.2	Seg.3	Seg.4	Lap Time	km/h	Local Time
1		35.867	23.229	21.793			9:57'05.536
2	38.789	35.242	22.674	22.020	1'58.725	210,4	9:59'04.261
3	38.528	34.996	22.453	21.704	1'57.681	210,8	10:01'01.942
4	38.714	35.279	22.291	21.862	1'58.146	206,4	10:03'00.088
5	39.124	35.089	23.599	21.801	1'59.613	212,5	10:04'59.701
6	38.958	35.125	22.291	21.995	1'58.369	217,2	10:06'58.070
7	42.517	35.494	23.740	21.947	2'03.698	204,8	10:09'01.768
8	38.996	35.509	22.386	21.723	1'58.614	217,6	10:11'00.382

26° 42 M. GARCIA (1'57.383)							
Lap	Seg.1	Seg.2	Seg.3	Seg.4	Lap Time	km/h	Local Time
1		35.438	22.301	22.239			9:57'49.908
2	39.127	34.939	22.235	22.078	1'58.379	194,2	9:59'48.287
3	38.788	34.846	22.294	22.094	1'58.022	198,5	10:01'46.309
4	38.820	34.659	22.066	22.009	1'57.554	197,0	10:03'43.863
5	38.619	35.028	22.140	22.107	1'57.894	196,7	10:05'41.757
6	38.813	35.154	22.162	22.111	1'58.240	198,5	10:07'39.997
7	38.799	34.781	22.087	22.031	1'57.698	199,9	10:09'37.695
8	38.690	34.700	22.097	21.896	1'57.383	198,1	10:11'35.078

31° 85 K. SABATUCCI (1'57.694)							
Lap	Seg.1	Seg.2	Seg.3	Seg.4	Lap Time	km/h	Local Time
1		35.553	23.338	23.038			9:57'03.393
2	38.630	34.883	22.196	22.382	1'58.091	205,2	9:59'01.484
3	38.795	34.809	22.391	22.157	1'58.152	207,2	10:00'59.636
4	38.584	34.803	22.557	21.895	1'57.839	208,8	10:02'57.475
5	47.060	36.603	22.199	22.491	2'08.353	207,6	10:05'05.828
6	38.401	35.109	22.365	21.819	1'57.694	216,7	10:07'03.522
7	40.464	34.798	22.274	23.005	2'00.541	211,2	10:09'04.063
8	38.016	35.259	22.609	22.116	1'58.000	214,2	10:11'02.063

27° 97 M. KAPPLER (1'57.419)							
Lap	Seg.1	Seg.2	Seg.3	Seg.4	Lap Time	km/h	Local Time
1		36.160	22.755	22.397			9:57'08.186
2	39.285	35.196	23.106	21.994	1'59.581	208,4	9:59'07.767
3	38.620	34.662	22.283	21.907	1'57.472	212,5	10:01'05.239
4	38.307	34.937	22.853	21.732	1'57.829	207,2	10:03'03.068
5	38.345	35.324	22.302	21.828	1'57.799	212,9	10:05'00.867
6	38.679	34.802	22.504	21.434	1'57.419	206,8	10:06'58.286
7	46.396	34.751	22.739	22.097	2'05.983	202,5	10:09'04.269
8	38.258	35.081	22.598	21.767	1'57.704	212,5	10:11'01.973

32° 30 D. BLIN (1'57.720)							
Lap	Seg.1	Seg.2	Seg.3	Seg.4	Lap Time	km/h	Local Time
1		35.948	23.382	22.666			9:57'07.150
2	39.745	35.345	22.763	22.267	2'00.120	197,7	9:59'07.270
3	39.886	34.970	22.455	22.153	1'59.464	198,5	10:01'06.734
4	38.510	35.017	22.201	21.992	1'57.720	202,5	10:03'04.454
5	39.311	36.218	22.296	22.377	2'00.202	209,2	10:05'04.656
6	38.982	35.005	22.186	22.184	1'58.357	194,9	10:07'03.013
7	39.259	34.808	22.263	21.995	1'58.325	198,1	10:09'01.338
8	38.583	35.280	22.934	22.122	1'58.919	204,1	10:11'00.257

28° 44 T. BRAMICH (1'57.425)							
Lap	Seg.1	Seg.2	Seg.3	Seg.4	Lap Time	km/h	Local Time
1		35.990	22.872	22.291			9:57'06.743
2	39.415	34.953	22.582	22.008	1'58.958	205,2	9:59'05.701
3	38.659	34.743	22.229	21.794	1'57.425	210,0	10:01'03.126
4	38.443	34.967	22.737	21.785	1'57.932	209,6	10:03'01.058
5	38.446	34.972	22.887	21.651	1'57.956	216,3	10:04'59.014
6	39.665	36.581	22.187	21.819	2'00.252	206,0	10:06'59.266
7	41.340	35.295	24.055	22.106	2'02.796	208,0	10:09'02.062
8	38.800	36.224	22.739	22.050	1'59.813	206,4	10:11'01.875

33° 54 B. SOFUOGLU (1'57.808)							
Lap	Seg.1	Seg.2	Seg.3	Seg.4	Lap Time	km/h	Local Time
1		35.982	22.857	22.228			9:57'03.349
2	39.507	35.041	22.179	22.002	1'58.729	203,7	9:59'02.078
3	38.915	35.072	22.206	21.615	1'57.808	207,2	10:00'59.886
4	38.690	35.531	22.243	21.565	1'58.029	211,2	10:02'57.915
5	38.754	35.300	23.577	21.811	1'59.442	215,9	10:04'57.357
6	40.368	36.354	22.552	21.623	2'00.897	203,3	10:06'58.254
7	38.784	36.746	23.323	22.422	2'01.275	213,7	10:08'59.529
8	38.535	34.959	23.217	34.348	2'11.059P	210,0	10:11'10.588

29° 21 B. SANCHEZ (1'57.435)							
Lap	Seg.1	Seg.2	Seg.3	Seg.4	Lap Time	km/h	Local Time
1		35.931	22.942	22.338			9:57'06.522
2	39.391	34.975	22.349	22.178	1'58.893	203,3	9:59'05.415
3	38.438	34.729	22.437	22.005	1'57.609	215,0	10:01'03.024
4	38.688	34.941	22.847	21.838	1'58.314	208,4	10:03'01.338
5	38.119	34.765	22.615	21.936	1'57.435	215,0	10:04'58.773
6	38.446	35.096	22.116	22.211	1'57.869	206,0	10:06'56.642

34° 36 B. NEILA (1'58.009)							
Lap	Seg.1	Seg.2	Seg.3	Seg.4	Lap Time	km/h	Local Time
1		36.873	23.228	22.801			9:57'25.019
2	39.366	35.240	22.173	22.001	1'58.780	200,3	9:59'23.799
3	38.719	35.218	22.105	21.967	1'58.009	204,1	10:01'21.808
4	38.939	34.661	22.383	22.199	1'58.182	208,8	10:03'19.990
5	38.711	35.876	22.592	22.148	1'59.327	209,6	10:05'19.317
6	38.674	35.344	22.373	22.329	1'58.720	207,2	10:07'18.037
7	38.469	35.380	22.375	22.355	1'58.579	215,9	10:09'16.616
8	43.437	37.002	23.956	22.895	2'07.290	194,9	10:11'23.906

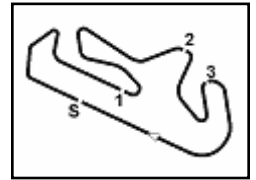
35° 93 A. QUINET (1'58.066)							
Lap	Seg.1	Seg.2	Seg.3	Seg.4	Lap Time	km/h	Local Time
1		36.580	22.943	22.035			9:57'05.273
2	38.801	35.215	22.584	22.149	1'58.749	209,6	9:59'04.022

08/09/2019 P = Pits In/Out - C = Lap Time Cancelled

These data/results cannot be reproduced, stored and/or transmitted in whole or in part by any manner of electronic, mechanical, photocopying, recording, broadcasting or otherwise now known or herein after developed without the previous express consent by the copyright owner, except for reproduction in daily press and regular printed publications on sale to the public within 60 days of the event related to those data/results and always provided that copyright symbol appears together as follows below.

© DORNA WSBK ORGANIZATION Srl 2019





Acerbis Portuguese Round, 6-8 September 2019

Chronological Analysis Warm Up

3	38.481	36.211	23.291	22.052	2'00.035	215,4	10:01'04.057
4	38.943	35.669	22.896	22.287	1'59.795	213,7	10:03'03.852
5	40.727	35.941	22.526	22.357	2'01.551	214,6	10:05'05.403
6	38.440	35.034	22.494	22.098	1'58.066	215,4	10:07'03.469

36° 3 M. PEDENEAU (1'58.947)							
Lap	Seg.1	Seg.2	Seg.3	Seg.4	Lap Time	km/h	Local Time
1		46.089					9:57'30.570
2	39.619	35.830	22.699	22.474	2'00.622	203,7	9:59'31.192
3	39.749	35.652	22.837	32.521	2'10.759P	203,7	10:01'41.951
4	1'36.645	35.864	22.662	22.451	2'57.622P		10:04'39.573
5	39.570	35.576	22.501	22.406	2'00.053	201,8	10:06'39.626
6	38.981	35.307	22.367	22.292	1'58.947	200,7	10:08'38.573
7	39.042	35.387	22.469	22.242	1'59.140	200,7	10:10'37.713

08/09/2019 P = Pits In/Out - C = Lap Time Cancelled

These data/results cannot be reproduced, stored and/or transmitted in whole or in part by any manner of electronic, mechanical, photocopying, recording, broadcasting or otherwise now known or herein after developed without the previous express consent by the copyright owner, except for reproduction in daily press and regular printed publications on sale to the public within 60 days of the event related to those data/results and always provided that copyright symbol appears together as follows below.

© DORNA WSBK ORGANIZATION Srl 2019



Official Fuel Supplier



FKR PERGOIA TIMING

Official Tyre Supplier



Official Timekeeper