

Motul Qatar Round, 24-26 October 2019

Results Warm Up

Losail International Circuit 5.380 m

1 / 2

No.	Rider	Nat	Team	Bike	Class	Time	Gap	Rel.	Laps	Speed	
										Avg	Max
1	1 J. REA	GBR	Kawasaki Racing Team WorldSBK	Kawasaki ZX-10RR		1'57.720			7	164,526	310,3
2	22 A. LOWES	GBR	Pata Yamaha WorldSBK Team	Yamaha YZF R1		1'58.108	0.388	0.388	8	163,986	313,0
3	54 T. RAZGATLIOGLU	TUR	Turkish Puccetti Racing	Kawasaki ZX-10RR	IND	1'58.134	0.414	0.026	8	163,949	310,3
4	28 M. REITERBERGER	GER	BMW Motorrad WorldSBK Team	BMW S1000 RR		1'58.227	0.507	0.093	7	163,820	305,9
5	7 C. DAVIES	GBR	ARUBA.IT Racing - Ducati	Ducati Panigale V4 R		1'58.312	0.592	0.085	7	163,703	317,6
6	60 M. VAN DER MARK	NED	Pata Yamaha WorldSBK Team	Yamaha YZF R1		1'58.427	0.707	0.115	8	163,544	314,0
7	11 S. CORTESE	GER	GRT Yamaha WorldSBK	Yamaha YZF R1	IND	1'58.538	0.818	0.111	8	163,391	314,9
8	19 A. BAUTISTA	ESP	ARUBA.IT Racing - Ducati	Ducati Panigale V4 R		1'58.588	0.868	0.050	8	163,322	323,4
9	91 L. HASLAM	GBR	Kawasaki Racing Team WorldSBK	Kawasaki ZX-10RR		1'58.620	0.900	0.032	7	163,278	312,1
10	76 L. BAZ	FRA	Ten Kate Racing - Yamaha	Yamaha YZF R1	IND	1'58.678	0.958	0.058	8	163,198	306,8
11	2 L. CAMIER	GBR	Moriwaki Althea Honda Team	Honda CBR1000RR		1'58.901	1.181	0.223	2	162,892	313,0
12	33 M. MELANDRI	ITA	GRT Yamaha WorldSBK	Yamaha YZF R1	IND	1'59.112	1.392	0.211	8	162,603	314,0
13	36 L. MERCADO	ARG	Orelac Racing VerdNatura	Kawasaki ZX-10RR	IND	1'59.292	1.572	0.180	8	162,358	308,6
14	50 E. LAVERTY	IRL	Team Gooleven	Ducati Panigale V4 R	IND	1'59.450	1.730	0.158	6	162,143	314,9
15	66 T. SYKES	GBR	BMW Motorrad WorldSBK Team	BMW S1000 RR		1'59.644	1.924	0.194	5	161,880	305,9
16	21 M. RINALDI	ITA	BARNI Racing Team	Ducati Panigale V4 R	IND	1'59.724	2.004	0.080	4	161,772	314,0
17	52 A. DELBIANCO	ITA	Althea Mie Racing Team	Honda CBR1000RR	IND	2'00.097	2.377	0.373	7	161,270	302,5
18	23 R. KIYONARI	JPN	Moriwaki Althea Honda Team	Honda CBR1000RR		2'00.202	2.482	0.105	8	161,129	307,7
19	81 J. TORRES	ESP	Team Pedercini Racing	Kawasaki ZX-10RR	IND	2'00.457	2.737	0.255	8	160,788	303,4
20	9 D. SCHMITTER	SUI	iXS Racing powered by YART	Yamaha YZF R1	IND	2'02.076	4.356	1.619	4	158,655	303,4

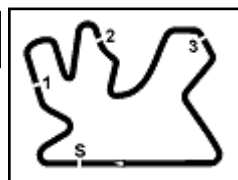
AIR	Humidity:	44%	Temp:	35°C
TRACK	Condition:	Dry	Temp:	47°C

Records	Pole	(SP2)	2018	T.Sykes	1'56.124	166,790	Km/h
	Race	(RC2)	2016	J.Rea	1'56.974	165,580	Km/h
	All Times	(SP2)	2018	T.Sykes	1'56.124	166,790	Km/h

Start End The results are provisional until the end of the time limit for protests and appeals
26/10/2019 14:00 14:16 and the completion of the technical checks.

These data/results cannot be reproduced, stored and/or transmitted in whole or in part by any manner of electronic, mechanical, photocopying, recording, broadcasting or otherwise now known or herein after developed without the previous express consent by the copyright owner, except for reproduction in daily press and regular printed publications on sale to the public within 60 days of the event related to those data/results and always provided that copyright symbol appears together as follows below.

© DORNA WSBK ORGANIZATION Srl 2019

**Motul Qatar Round, 24-26 October 2019****Results Warm Up**

Losail International Circuit 5.380 m

2 / 2

Session Highlights

Local Time	No. Rider	Description
14.00.00		Start
14.00.06		WorldSBK Pit Intervention Time: 56secs
14.05.26	2 L. CAMIER	Technical Problem - Turn 4
14.16.56		End Of Session

Fastest Laps Sequence

No.	Rider	Nat	Team	Bike	Local Time	Time	Gap	Avg
1	J. REA	GBR	Kawasaki Racing Team WorldSBK	Kawasaki ZX-10RR	14:04'06.590	1'58.302		163,717
54	T. RAZGATLIOGLU	TUR	Turkish Puccetti Racing	Kawasaki ZX-10RR	14:04'06.636	1'58.134	-0.168	163,949
22	A. LOWES	GBR	Pata Yamaha WorldSBK Team	Yamaha YZF R1	14:04'18.158	1'58.108	-0.026	163,986
1	J. REA	GBR	Kawasaki Racing Team WorldSBK	Kawasaki ZX-10RR	14:11'52.257	1'57.720	-0.388	164,526

26/10/2019 Start End The results are provisional until the end of the time limit for protests and appeals
 14:00 14:16 and the completion of the technical checks.

These data/results cannot be reproduced, stored and/or transmitted in whole or in part by any manner of electronic, mechanical, photocopying, recording, broadcasting or otherwise now known or herein after developed without the previous express consent by the copyright owner, except for reproduction in daily press and regular printed publications on sale to the public within 60 days of the event related to those data/results and always provided that copyright symbol appears together as follows below.

© DORNA WSBK ORGANIZATION Srl 2019

Motul Qatar Round, 24-26 October 2019

Best Sectors & Speed Warm Up

Losail International Circuit 5.380 m

BEST LAP

1	1 J. REA	Kawasaki ZX-10RR	1'57.720
2	22 A. LOWES	Yamaha YZF R1	1'58.108
3	54 T. RAZGATLIOGLU	Kawasaki ZX-10RR	1'58.134
4	28 M. REITERBERGER	BMW S1000 RR	1'58.227
5	7 C. DAVIES	Ducati Panigale V4 R	1'58.312
6	60 M. VAN DER MARK	Yamaha YZF R1	1'58.427
7	11 S. CORTESE	Yamaha YZF R1	1'58.538
8	19 A. BAUTISTA	Ducati Panigale V4 R	1'58.588
9	91 L. HASLAM	Kawasaki ZX-10RR	1'58.620
10	76 L. BAZ	Yamaha YZF R1	1'58.678
11	2 L. CAMIER	Honda CBR1000RR	1'58.901
12	33 M. MELANDRI	Yamaha YZF R1	1'59.112
13	36 L. MERCADO	Kawasaki ZX-10RR	1'59.292
14	50 E. LAVERTY	Ducati Panigale V4 R	1'59.450
15	66 T. SYKES	BMW S1000 RR	1'59.644
16	21 M. RINALDI	Ducati Panigale V4 R	1'59.724
17	52 A. DELBIANCO	Honda CBR1000RR	2'00.097
18	23 R. KIYONARI	Honda CBR1000RR	2'00.202
19	81 J. TORRES	Kawasaki ZX-10RR	2'00.457
20	9 D. SCHMITTER	Yamaha YZF R1	2'02.076

SPEED

1	19 A. BAUTISTA	Ducati Panigale V4 R	323,4
2	7 C. DAVIES	Ducati Panigale V4 R	317,6
3	11 S. CORTESE	Yamaha YZF R1	314,9
4	50 E. LAVERTY	Ducati Panigale V4 R	314,9
5	33 M. MELANDRI	Yamaha YZF R1	314,0
6	60 M. VAN DER MARK	Yamaha YZF R1	314,0
7	21 M. RINALDI	Ducati Panigale V4 R	314,0
8	22 A. LOWES	Yamaha YZF R1	313,0
9	2 L. CAMIER	Honda CBR1000RR	313,0
10	91 L. HASLAM	Kawasaki ZX-10RR	312,1
11	1 J. REA	Kawasaki ZX-10RR	310,3
12	54 T. RAZGATLIOGLU	Kawasaki ZX-10RR	310,3
13	36 L. MERCADO	Kawasaki ZX-10RR	308,6
14	23 R. KIYONARI	Honda CBR1000RR	307,7
15	76 L. BAZ	Yamaha YZF R1	306,8
16	28 M. REITERBERGER	BMW S1000 RR	305,9
17	66 T. SYKES	BMW S1000 RR	305,9
18	9 D. SCHMITTER	Yamaha YZF R1	303,4
19	81 J. TORRES	Kawasaki ZX-10RR	303,4
20	52 A. DELBIANCO	Honda CBR1000RR	302,5

SEG. 1

1	19 A. BAUTISTA	25.605
2	1 J. REA	25.616
3	28 M. REITERBERGER	25.642
4	91 L. HASLAM	25.645
5	54 T. RAZGATLIOGLU	25.662
6	7 C. DAVIES	25.662
7	76 L. BAZ	25.719
8	33 M. MELANDRI	25.766
9	60 M. VAN DER MARK	25.775
10	22 A. LOWES	25.797
11	66 T. SYKES	25.846
12	11 S. CORTESE	25.855
13	36 L. MERCADO	25.972
14	2 L. CAMIER	25.993
15	21 M. RINALDI	26.042
16	81 J. TORRES	26.045
17	52 A. DELBIANCO	26.045
18	50 E. LAVERTY	26.051
19	23 R. KIYONARI	26.112
20	9 D. SCHMITTER	26.835

SEG. 2

1	1 J. REA	30.388
2	28 M. REITERBERGER	30.499
3	54 T. RAZGATLIOGLU	30.559
4	11 S. CORTESE	30.610
5	7 C. DAVIES	30.622
6	22 A. LOWES	30.668
7	60 M. VAN DER MARK	30.740
8	76 L. BAZ	30.771
9	2 L. CAMIER	30.807
10	19 A. BAUTISTA	30.812
11	91 L. HASLAM	30.819
12	33 M. MELANDRI	30.823
13	21 M. RINALDI	30.864
14	36 L. MERCADO	30.937
15	50 E. LAVERTY	30.942
16	52 A. DELBIANCO	30.998
17	66 T. SYKES	31.030
18	81 J. TORRES	31.085
19	23 R. KIYONARI	31.214
20	9 D. SCHMITTER	31.604

SEG. 3

1	1 J. REA	28.879
2	22 A. LOWES	28.890
3	28 M. REITERBERGER	28.900
4	54 T. RAZGATLIOGLU	28.952
5	76 L. BAZ	28.987
6	91 L. HASLAM	29.044
7	60 M. VAN DER MARK	29.046
8	11 S. CORTESE	29.050
9	2 L. CAMIER	29.110
10	19 A. BAUTISTA	29.110
11	33 M. MELANDRI	29.201
12	36 L. MERCADO	29.207
13	7 C. DAVIES	29.245
14	50 E. LAVERTY	29.358
15	66 T. SYKES	29.380
16	21 M. RINALDI	29.415
17	81 J. TORRES	29.565
18	52 A. DELBIANCO	29.583
19	23 R. KIYONARI	29.716
20	9 D. SCHMITTER	29.961

SEG. 4

1	7 C. DAVIES	32.659
2	11 S. CORTESE	32.694
3	19 A. BAUTISTA	32.706
4	22 A. LOWES	32.746
5	60 M. VAN DER MARK	32.757
6	54 T. RAZGATLIOGLU	32.766
7	1 J. REA	32.795
8	28 M. REITERBERGER	32.875
9	91 L. HASLAM	32.878
10	33 M. MELANDRI	32.899
11	76 L. BAZ	32.932
12	50 E. LAVERTY	32.973
13	2 L. CAMIER	32.991
14	36 L. MERCADO	32.999
15	23 R. KIYONARI	33.117
16	66 T. SYKES	33.239
17	21 M. RINALDI	33.323
18	52 A. DELBIANCO	33.368
19	81 J. TORRES	33.531
20	9 D. SCHMITTER	33.556

26/10/2019

These data/results cannot be reproduced, stored and/or transmitted in whole or in part by any manner of electronic, mechanical, photocopying, recording, broadcasting or otherwise now known or herein after developed without the previous express consent by the copyright owner, except for reproduction in daily press and regular printed publications on sale to the public within 60 days of the event related to those data/results and always provided that copyright symbol appears together as follows below.

© DORNA WSBK ORGANIZATION Srl 2019

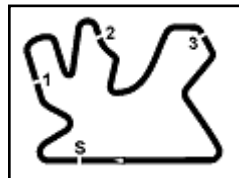
FICR PERUGIA TIMING



Official Tyre Supplier



Official Timekeeper



Motul Qatar Round, 24-26 October 2019

Ideal Times Warm Up

Losail International Circuit 5.380 m

No.	Rider	Nat	Bike	Seg. 1	Seg. 2	Seg. 3	Seg. 4	Ideal Time		
				Diff. 1	Diff. 2	Diff. 3	Diff. 4	Best Lap	Pos.	Diff.
1	1 J. REA	GBR	Kawasaki ZX-10RR	25.616	30.388	28.879 +0.042	32.795	1'57.678 1'57.720	1	0.042
2	28 M. REITERBERGER	GER	BMW S1000 RR	25.642 +0.202	30.499	28.900 +0.011	32.875 +0.098	1'57.916 1'58.227	4	0.311
3	54 T. RAZGATLIOGLU	TUR	Kawasaki ZX-10RR	25.662 +0.035	30.559 +0.160	28.952	32.766	1'57.939 1'58.134	3	0.195
4	22 A. LOWES	GBR	Yamaha YZF R1	25.797	30.668 +0.007	28.890	32.746	1'58.101 1'58.108	2	0.007
5	7 C. DAVIES	GBR	Ducati Panigale V4 R	25.662 +0.078	30.622 +0.022	29.245	32.659 +0.024	1'58.188 1'58.312	5	0.124
6	11 S. CORTESE	GER	Yamaha YZF R1	25.855	30.610 +0.178	29.050 +0.103	32.694 +0.048	1'58.209 1'58.538	7	0.329
7	19 A. BAUTISTA	ESP	Ducati Panigale V4 R	25.605 +0.203	30.812 +0.152	29.110	32.706	1'58.233 1'58.588	8	0.355
8	60 M. VAN DER MARK	NED	Yamaha YZF R1	25.775 +0.022	30.740 +0.021	29.046	32.757 +0.066	1'58.318 1'58.427	6	0.109
9	91 L. HASLAM	GBR	Kawasaki ZX-10RR	25.645 +0.222	30.819	29.044	32.878 +0.012	1'58.386 1'58.620	9	0.234
10	76 L. BAZ	FRA	Yamaha YZF R1	25.719	30.771	28.987 +0.100	32.932 +0.169	1'58.409 1'58.678	10	0.269
11	33 M. MELANDRI	ITA	Yamaha YZF R1	25.766 +0.240	30.823 +0.183	29.201	32.899	1'58.689 1'59.112	12	0.423
12	2 L. CAMIER	GBR	Honda CBR1000RR	25.993	30.807	29.110	32.991	1'58.901 1'58.901	11	
13	36 L. MERCADO	ARG	Kawasaki ZX-10RR	25.972	30.937 +0.018	29.207 +0.051	32.999 +0.108	1'59.115 1'59.292	13	0.177
14	50 E. LAVERTY	IRL	Ducati Panigale V4 R	26.051 +0.126	30.942	29.358	32.973	1'59.324 1'59.450	14	0.126
15	66 T. SYKES	GBR	BMW S1000 RR	25.846 +0.103	31.030 +0.046	29.380	33.239	1'59.495 1'59.644	15	0.149
16	21 M. RINALDI	ITA	Ducati Panigale V4 R	26.042	30.864	29.415	33.323 +0.080	1'59.644 1'59.724	16	0.080
17	52 A. DELBIANCO	ITA	Honda CBR1000RR	26.045 +0.056	30.998 +0.047	29.583	33.368	1'59.994 2'00.097	17	0.103
18	23 R. KIYONARI	JPN	Honda CBR1000RR	26.112	31.214 +0.006	29.716 +0.004	33.117 +0.033	2'00.159 2'00.202	18	0.043
19	81 J. TORRES	ESP	Kawasaki ZX-10RR	26.045	31.085	29.565 +0.088	33.531 +0.143	2'00.226 2'00.457	19	0.231
20	9 D. SCHMITTER	SUI	Yamaha YZF R1	26.835 +0.007	31.604 +0.067	29.961 +0.046	33.556	2'01.956 2'02.076	20	0.120
Overall Ideal Time				25.605	30.388	28.879	32.659	1'57.531		

26/10/2019

These data/results cannot be reproduced, stored and/or transmitted in whole or in part by any manner of electronic, mechanical, photocopying, recording, broadcasting or otherwise now known or herein after developed without the previous express consent by the copyright owner, except for reproduction in daily press and regular printed publications on sale to the public within 60 days of the event related to those data/results and always provided that copyright symbol appears together as follows below.

© DORNA WSBK ORGANIZATION Srl 2019

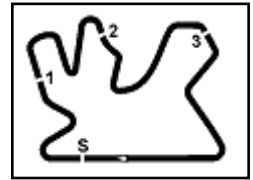
FICR PERUGIA TIMING



Official Tyre Supplier



Official Timekeeper



Motul Qatar Round, 24-26 October 2019 Chronological Analysis Warm Up

Losail International Circuit 5.380 m

2 / 2

1							14:00'06.537	1									14:00'24.045
2	34.389	32.554	30.254	33.522	2'10.719P	160,0	14:02'17.256	2	34.570	32.870	30.753	33.757	2'11.950P	142,5	14:02'35.995		
3	26.006	31.006	29.201	32.899	1'59.112	311,2	14:04'16.368	3	26.726	31.705	29.845	33.262	2'01.538	306,8	14:04'37.533		
4	25.766	43.562	30.114	33.301	2'12.743	314,0	14:06'29.111	4	26.222	31.437	29.727	33.196	2'00.582	307,7	14:06'38.115		
5	26.052	30.823	29.331	33.156	1'59.362	305,9	14:08'28.473	5	26.112	31.220	29.720	33.150	2'00.202	307,7	14:08'38.317		
6	26.058	30.950	33.410	34.051	2'04.469	309,5	14:10'32.942	6	26.260	31.214	29.973	33.117	2'00.564	306,8	14:10'38.881		
7	26.112	30.921	29.316	33.077	1'59.426	304,2	14:12'32.368	7	26.194	31.341	29.716	33.217	2'00.468	307,7	14:12'39.349		
8	36.328	33.822	30.142	33.835	2'14.127	302,5	14:14'46.495	8	26.322	31.390	29.785	33.613	2'01.110	305,1	14:14'40.459		
9	26.024	30.936	29.323	33.278	1'59.561	301,7	14:16'46.056	9	26.441	31.525	29.719	33.287	2'00.972	302,5	14:16'41.431		

13° 36 L. MERCADO (1'59.292)							
Lap	Seg.1	Seg.2	Seg.3	Seg.4	Lap Time	km/h	Local Time
1							14:00'04.873
2	33.403	32.209	30.324	34.170	2'10.106P	167,7	14:02'14.979
3	26.376	31.174	29.390	32.999	1'59.939	305,9	14:04'14.918
4	26.085	30.954	29.319	33.138	1'59.496	305,9	14:06'14.414
5	33.538	31.617	29.601	37.831	2'12.587	305,1	14:08'27.001
6	26.117	31.048	29.446	33.355	1'59.966	308,6	14:10'26.967
7	26.048	30.937	29.282	33.077	1'59.344	305,1	14:12'26.311
8	26.045	31.037	29.207	33.121	1'59.410	301,7	14:14'25.721
9	25.972	30.955	29.258	33.107	1'59.292	301,7	14:16'25.013

19° 81 J. TORRES (2'00.457)							
Lap	Seg.1	Seg.2	Seg.3	Seg.4	Lap Time	km/h	Local Time
1							13:59'58.361
2	35.280	32.885	30.363	34.072	2'12.600P	165,1	14:02'10.961
3	26.556	40.025	29.860	33.531	2'09.972	302,5	14:04'20.933
4	27.232	32.340	29.888	33.575	2'03.035	300,8	14:06'23.968
5	26.816	31.295	29.598	33.575	2'01.284	300,0	14:08'25.252
6	26.045	31.085	29.653	33.674	2'00.457	303,4	14:10'25.709
7	26.156	31.151	29.716	34.310	2'01.333	300,0	14:12'27.042
8	26.189	31.291	29.565	36.024	2'03.069	300,0	14:14'30.111
9	26.258	31.149	29.670	37.898	2'04.975	294,3	14:16'35.086

14° 50 E. LAVERTY (1'59.450)							
Lap	Seg.1	Seg.2	Seg.3	Seg.4	Lap Time	km/h	Local Time
1							14:00'28.810
2	38.278	32.834	30.878	3'54.277	5'36.267P	111,2	14:06'05.077
3	41.091	32.476	30.026	33.390	2'16.983P	130,1	14:08'22.060
4	26.177	30.942	29.358	32.973	1'59.450	314,9	14:10'21.510
5	26.051	31.254	29.809	33.234	2'00.348	314,9	14:12'21.858
6	26.119	31.239	29.448	33.117	1'59.923	314,9	14:14'21.781
7	26.172	31.125	29.516	33.240	2'00.053	314,9	14:16'21.834

20° 9 D. SCHMITTER (2'02.076)							
Lap	Seg.1	Seg.2	Seg.3	Seg.4	Lap Time	km/h	Local Time
1							14:02'11.952
2	26.977	31.604	29.961	33.640	2'02.182	303,4	14:04'14.134
3	26.842	31.671	30.007	33.556	2'02.076	299,2	14:06'16.210
4	31.880	32.251	32.111	33.754	2'09.996	300,0	14:08'26.206
5	27.298	31.740	34.294	34.090	2'07.422	301,7	14:10'33.628

15° 66 T. SYKES (1'59.644)							
Lap	Seg.1	Seg.2	Seg.3	Seg.4	Lap Time	km/h	Local Time
1							14:01'21.171
2	33.371	32.326	30.329	33.683	2'09.709P	168,0	14:03'30.880
3	26.088	31.030	29.540	33.394	2'00.052	305,9	14:05'30.932
4	27.566	32.064	30.380	34.259	2'04.269	304,2	14:07'35.201
5	25.949	31.076	29.380	33.239	1'59.644	304,2	14:09'34.845
6	25.846	31.664	30.731	34.127	2'02.368	305,1	14:11'37.213

16° 21 M. RINALDI (1'59.724)							
Lap	Seg.1	Seg.2	Seg.3	Seg.4	Lap Time	km/h	Local Time
1							14:00'39.473
2	31.871	32.012	30.109	33.323	2'07.315P	178,2	14:02'46.788
3	26.042	30.864	29.415	33.403	1'59.724	310,3	14:04'46.512
4	26.098	30.955	43.524	39.699	2'20.276	311,2	14:07'06.788
5	26.045	30.981	29.576	33.968	2'00.570	314,0	14:09'07.358

17° 52 A. DELBIANCO (2'00.097)							
Lap	Seg.1	Seg.2	Seg.3	Seg.4	Lap Time	km/h	Local Time
1							13:59'52.841
2	41.197	32.700	30.474	34.311	2'18.682P	161,9	14:02'11.523
3	26.246	31.367	29.817	33.774	2'01.204	302,5	14:04'12.727
4	26.297	30.998	29.703	33.924	2'00.922	295,1	14:06'13.649
5	31.968	33.206	30.035	33.865	2'09.074	295,1	14:08'22.723
6	26.101	31.045	29.583	33.368	2'00.097	300,0	14:10'22.820
7	26.045	31.066	29.811	33.687	2'00.609	298,3	14:12'23.429
8	26.090	31.019	29.858	33.578	2'00.545	299,2	14:14'23.974

18° 23 R. KIYONARI (2'00.202)							
Lap	Seg.1	Seg.2	Seg.3	Seg.4	Lap Time	km/h	Local Time

26/10/2019 P = Pits In/Out - C = Lap Time Cancelled

These data/results cannot be reproduced, stored and/or transmitted in whole or in part by any manner of electronic, mechanical, photocopying, recording, broadcasting or otherwise now known or herein after developed without the previous express consent by the copyright owner, except for reproduction in daily press and regular printed publications on sale to the public within 60 days of the event related to those data/results and always provided that copyright symbol appears together as follows below.

© DORNA WSBK ORGANIZATION Srl 2019


Motul Qatar Round, 24-26 October 2019

Weather Report Warm Up


Session started 14:00 - Session ended 14:16

Losail International Circuit 5.380 m


Air Temperature



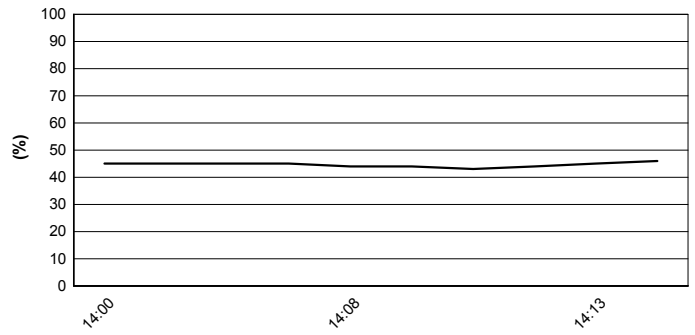
Track Temperature



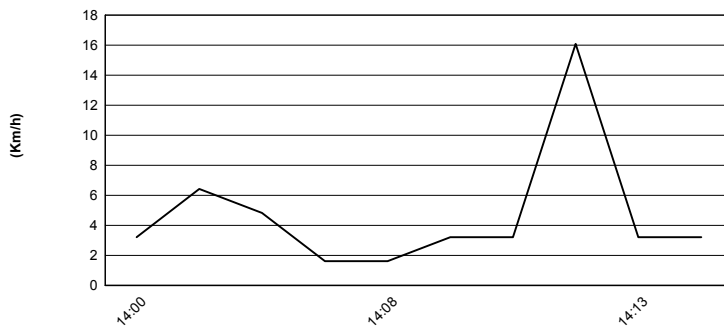
Air Pressure




Humidity



Wind Speed



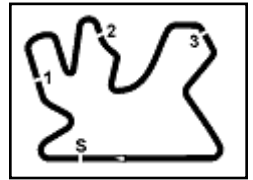
Wind Direction



26/10/2019

These data/results cannot be reproduced, stored and/or transmitted in whole or in part by any manner of electronic, mechanical, photocopying, recording, broadcasting or otherwise now known or herein after developed without the previous express consent by the copyright owner, except for reproduction in daily press and regular printed publications on sale to the public within 60 days of the event related to those data/results and always provided that copyright symbol appears together as follows below.

© DORNA WSBK ORGANIZATION Srl 2019



Losail International Circuit 5.380 m

Motul Qatar Round, 24-26 October 2019

Starting Grid - Tissot Superpole Race

10 Laps x 5,380 km = 53,800 km

Pos	Number	Name	Team	Time
1	1	REA J.	Kawasaki	1'56.246
2	22	LOWES A.	Yamaha	1'56.431
3	11	CORTESE S.	Yamaha	1'56.529
4	66	SYKES T.	BMW	1'56.714
5	76	BAZ L.	Yamaha	1'57.008
6	91	HASLAM L.	Kawasaki	1'57.096
7	19	BAUTISTA A.	Ducati	1'57.250
8	60	VAN DER MARK M.	Yamaha	1'57.354
9	28	REITERBERGER M.	BMW	1'57.469
10	54	RAZGATLIOGLU T.	Kawasaki	1'57.577
11	36	MERCADO L.	Kawasaki	1'57.597
12	7	DAVIES C.	Ducati	1'57.710
13	2	CAMIER L.	Honda	1'57.752
14	81	TORRES J.	Kawasaki	1'57.802
15	21	RINALDI M.	Ducati	1'57.827
16	50	LAVERTY E.	Ducati	1'58.504
17	33	MELANDRI M.	Yamaha	1'58.565
18	23	KIYONARI R.	Honda	1'59.485
19	52	DELBIANCO A.	Honda	2'00.210
20	9	SCHMITTER D.	Yamaha	2'00.246

26/10/2019 The Race Director

These data/results cannot be reproduced, stored and/or transmitted in whole or in part by any manner of electronic, mechanical, photocopying, recording, broadcasting or otherwise now known or herein after developed without the previous express consent by the copyright owner, except for reproduction in daily press and regular printed publications on sale to the public within 60 days of the event related to those data/results and always provided that copyright symbol appears together as follows below.

© DORNA WSBK ORGANIZATION Srl 2019

FKR PERUGIA TIMING



Official Tyre Supplier



Official Timekeeper