

Motul Qatar Round, 24-26 October 2019

Free Practices Combined Results

Losail International Circuit 5.380 m

No.	Rider	Nat	Team	Bike	FP1	FP2	FP3	Time	Gap	Rel.	Avg	LL
1	16 J. CLUZEL	FRA	GMT94 YAMAHA	Yamaha YZF R6	2'02.610	2'01.518	2'02.885	2'01.518			159,384	40
2	64 F. CARICASULO	ITA	BARDAHL Evan Bros. WorldSSP Team	Yamaha YZF R6	2'03.064	2'02.260	2'02.319	2'02.260	0.742	0.742	158,416	41
3	86 A. BADOVINI	ITA	Team Pedercini Racing	Kawasaki ZX-6R	2'03.236	2'02.264	2'02.693	2'02.264	0.746	0.004	158,411	34
4	44 L. MAHIAS	FRA	Kawasaki Puccetti Racing	Kawasaki ZX-6R	2'02.828	2'02.462	2'02.267	2'02.267	0.749	0.003	158,407	39
5	32 I. VINALES	ESP	Kallio Racing	Yamaha YZF R6	2'03.904	2'02.335	2'03.098	2'02.335	0.817	0.068	158,319	41
6	3 R. DE ROSA	ITA	MV AGUSTA Reparto Corse	MV Agusta F3 675	2'04.026	2'02.427	2'02.341	2'02.341	0.823	0.006	158,312	42
7	21 R. KRUMMENACHER	SUI	BARDAHL Evan Bros. WorldSSP Team	Yamaha YZF R6	2'03.108	2'02.390	2'02.706	2'02.390	0.872	0.049	158,248	36
8	94 C. PEROLARI	FRA	GMT94 YAMAHA	Yamaha YZF R6	2'02.941	2'02.505	2'03.103	2'02.505	0.987	0.115	158,100	41
9	78 H. OKUBO	JPN	Kawasaki Puccetti Racing	Kawasaki ZX-6R	2'03.309	2'03.107	2'02.646	2'02.646	1.128	0.141	157,918	42
10	11 K. SMITH	GBR	Team Pedercini Racing	Kawasaki ZX-6R	2'02.845	2'02.803	2'03.267	2'02.803	1.285	0.157	157,716	38
11	56 P. SEBESTYEN	HUN	CIA Landlord Insurance Honda	Honda CBR600RR	2'04.745	2'03.038	2'03.417	2'03.038	1.520	0.235	157,415	33
12	38 H. SOOMER	EST	MPM WILSport Racedays	Honda CBR600RR	2'04.092	2'03.514	2'04.096	2'03.514	1.996	0.476	156,808	42
13	4 C. STANGE	GER	GEMAR - Ciociaria Corse WorldSSP Team	Honda CBR600RR	2'04.792	2'03.516	2'04.693	2'03.516	1.998	0.002	156,806	38
14	29 S. AL SULAITI	QAT	QMMF Racing Team	Yamaha YZF R6	2'04.085	2'03.951	2'03.518	2'03.518	2.000	0.002	156,803	36
15	95 J. DANILO	FRA	CIA Landlord Insurance Honda	Honda CBR600RR	2'05.182	2'03.622	2'04.104	2'03.622	2.104	0.104	156,671	40
16	36 T. GRADINGER	AUT	Kallio Racing	Yamaha YZF R6	2'04.335	2'03.661	2'03.642	2'03.642	2.124	0.020	156,646	33
17	30 G. VAN STRAALEN	NED	EAB Racing Team	Kawasaki ZX-6R	2'04.919	2'04.101	2'03.794	2'03.794	2.276	0.152	156,453	43
18	31 D. VALLE	ESP	MS Racing	Yamaha YZF R6	2'05.585	2'04.901	2'04.351	2'04.351	2.833	0.557	155,753	39
19	20 F. FULIGNI	ITA	MV AGUSTA Reparto Corse	MV Agusta F3 675	2'05.638	2'04.793	2'04.614	2'04.614	3.096	0.263	155,424	36
20	74 J. VAN SIKKELERUS	NED	MPM WILSport Racedays	Honda CBR600RR	2'07.091	2'04.689	2'05.808	2'04.689	3.171	0.075	155,330	40
21	2 B. JONES	GBR	Team Toth	Yamaha YZF R6	2'06.780	2'05.743	2'04.735	2'04.735	3.217	0.046	155,273	43
22	10 N. CALERO	ESP	Orelac Racing VerdNatura	Kawasaki ZX-6R	2'06.018	2'04.926	2'05.028	2'04.926	3.408	0.191	155,036	36
23	47 R. HARTOG	NED	Team Hartog - Against Cancer	Kawasaki ZX-6R	2'06.377	2'05.138	2'05.173	2'05.138	3.620	0.212	154,773	40
24	84 L. CRESSON	BEL	Kallio Racing	Yamaha YZF R6	2'06.085			2'06.085	4.567	0.947	153,611	10
25	53 G. SCONZA	ITA	GEMAR - Ciociaria Corse WorldSSP Team	Honda CBR600RR	2'10.245	2'07.998	2'07.341	2'07.341	5.823	1.256	152,096	38

25/10/2019

These data/results cannot be reproduced, stored and/or transmitted in whole or in part by any manner of electronic, mechanical, photocopying, recording, broadcasting or otherwise now known or herein after developed without the previous express consent by the copyright owner, except for reproduction in daily press and regular printed publications on sale to the public within 60 days of the event related to those data/results and always provided that copyright symbol appears together as follows below.

© DORNA WSBK ORGANIZATION Srl 2019

FICR PERUGIA TIMING



Official Tyre Supplier



Official Timekeeper



Motul Qatar Round, 24-26 October 2019

Results Free Practice 3rd Session

Losail International Circuit 5.380 m

1 / 2

No.	Rider	Nat	Team	Bike	Time	Gap	Rel.	Laps	Speed	
									Avg	Max
1	44 L. MAHIAS	FRA	Kawasaki Puccetti Racing	Kawasaki ZX-6R	2'02.267			7	158,407	268,0
2	64 F. CARICASULO	ITA	BARDAHL Evan Bros. WorldSSP Team	Yamaha YZF R6	2'02.319	0.052	0.052	6	158,340	274,1
3	3 R. DE ROSA	ITA	MV AGUSTA Reparto Corse	MV Agusta F3 675	2'02.341	0.074	0.022	10	158,312	274,1
4	78 H. OKUBO	JPN	Kawasaki Puccetti Racing	Kawasaki ZX-6R	2'02.646	0.379	0.305	7	157,918	273,4
5	86 A. BADOVINI	ITA	Team Pedercini Racing	Kawasaki ZX-6R	2'02.693	0.426	0.047	8	157,857	274,1
6	21 R. KRUMMENACHER	SUI	BARDAHL Evan Bros. WorldSSP Team	Yamaha YZF R6	2'02.706	0.439	0.013	10	157,841	276,9
7	16 J. CLUZEL	FRA	GMT94 YAMAHA	Yamaha YZF R6	2'02.885	0.618	0.179	9	157,611	272,0
8	32 I. VINALES	ESP	Kallio Racing	Yamaha YZF R6	2'03.098	0.831	0.213	8	157,338	272,0
9	94 C. PEROLARI	FRA	GMT94 YAMAHA	Yamaha YZF R6	2'03.103	0.836	0.005	10	157,332	272,7
10	11 K. SMITH	GBR	Team Pedercini Racing	Kawasaki ZX-6R	2'03.267	1.000	0.164	6	157,122	266,7
11	56 P. SEBESTYEN	HUN	CIA Landlord Insurance Honda	Honda CBR600RR	2'03.417	1.150	0.150	10	156,931	272,7
12	29 S. AL SULAITI	QAT	QMMF Racing Team	Yamaha YZF R6	2'03.518	1.251	0.101	8	156,803	269,3
13	36 T. GRADINGER	AUT	Kallio Racing	Yamaha YZF R6	2'03.642	1.375	0.124	9	156,646	272,0
14	30 G. VAN STRAALEN	NED	EAB Racing Team	Kawasaki ZX-6R	2'03.794	1.527	0.152	10	156,453	273,4
15	38 H. SOOMER	EST	MPM WILSport Racedays	Honda CBR600RR	2'04.096	1.829	0.302	10	156,073	271,4
16	95 J. DANILO	FRA	CIA Landlord Insurance Honda	Honda CBR600RR	2'04.104	1.837	0.008	10	156,063	273,4
17	31 D. VALLE	ESP	MS Racing	Yamaha YZF R6	2'04.351	2.084	0.247	9	155,753	272,7
18	20 F. FULIGNI	ITA	MV AGUSTA Reparto Corse	MV Agusta F3 675	2'04.614	2.347	0.263	3	155,424	272,7
19	4 C. STANGE	GER	GEMAR - Ciociaria Corse WorldSSP Team	Honda CBR600RR	2'04.693	2.426	0.079	8	155,325	273,4
20	2 B. JONES	GBR	Team Toth	Yamaha YZF R6	2'04.735	2.468	0.042	10	155,273	269,3
21	10 N. CALERO	ESP	Orelac Racing VerdNatura	Kawasaki ZX-6R	2'05.028	2.761	0.293	9	154,909	269,3
22	47 R. HARTOG	NED	Team Hartog - Against Cancer	Kawasaki ZX-6R	2'05.173	2.906	0.145	9	154,730	267,3
23	74 J. VAN SIKKELERUS	NED	MPM WILSport Racedays	Honda CBR600RR	2'05.808	3.541	0.635	9	153,949	272,7
24	53 G. SCONZA	ITA	GEMAR - Ciociaria Corse WorldSSP Team	Honda CBR600RR	2'07.341	5.074	1.533	8	152,096	266,7
----- Out 107% in this Session -----										
25	84 L. CRESSON	BEL	Kallio Racing	Yamaha YZF R6				0		

Qualifying Lap Time (107% of 2'02.267): 2'10.827

AIR	Humidity:	63%	Temp:	33°C
TRACK	Condition:	Dry	Temp:	41°C

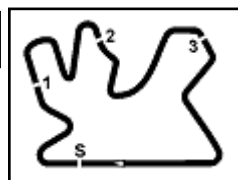
Records	Pole	(SP2)	2018	L.Mahias	2'00.461	160,780	Km/h
	Race	(RC)	2017	K.Sofuoglu	2'01.832	158,970	Km/h
	All Times	(SP2)	2018	L.Mahias	2'00.461	160,780	Km/h

Start 25/10/2019 15:35
End 15:57

The results are provisional until the end of the time limit for protests and appeals and the completion of the technical checks.

These data/results cannot be reproduced, stored and/or transmitted in whole or in part by any manner of electronic, mechanical, photocopying, recording, broadcasting or otherwise now known or herein after developed without the previous express consent by the copyright owner, except for reproduction in daily press and regular printed publications on sale to the public within 60 days of the event related to those data/results and always provided that copyright symbol appears together as follows below.

© DORNA WSBK ORGANIZATION Srl 2019



Motul Qatar Round, 24-26 October 2019

Results Free Practice 3rd Session

Session Highlights

Local Time	No. Rider	Description
15.35.00		Start
15.35.12		WorldSSP Pit Intervention Time: 1min 11secs
15.40.51	29 S. AL SULAITI	On Asphalt - Re-Joined - Turn 6
15.42.18	11 K. SMITH	Crashed - Turn 6
15.42.46	11 K. SMITH	Re-joined
15.43.52	20 F. FULIGNI	Technical Problem - Turn 16
15.45.48	56 P. SEBESTYEN	Lap Cancelled (2'03.811) - Exceeded Track Limits - Turn 15
15.49.53	64 F. CARICASULO	Crashed - Turn 6
15.50.03	44 L. MAHIAS	Crashed - Turn 10
15.50.10	64 F. CARICASULO	Re-joined
15.50.52	44 L. MAHIAS	Re-joined
15.55.44	32 I. VINALES	Lap Cancelled (2'03.931) - Exceeded Track Limits - Turn 16
15.57.08		End Of Session

Fastest Laps Sequence

No.	Rider	Nat	Team	Bike	Local Time	Time	Gap	Avg
11	K. SMITH	GBR	Team Pedercini Racing	Kawasaki ZX-6R	15:39'16.410	2'03.626		156,666
94	C. PEROLARI	FRA	GMT94 YAMAHA	Yamaha YZF R6	15:39'16.620	2'03.432	-0.194	156,912
44	L. MAHIAS	FRA	Kawasaki Puccetti Racing	Kawasaki ZX-6R	15:40'04.185	2'02.636	-0.796	157,931
44	L. MAHIAS	FRA	Kawasaki Puccetti Racing	Kawasaki ZX-6R	15:42'06.684	2'02.499	-0.137	158,107
64	F. CARICASULO	ITA	BARDAHL Evan Bros. WorldSSP Team	Yamaha YZF R6	15:44'48.977	2'02.319	-0.180	158,340
44	L. MAHIAS	FRA	Kawasaki Puccetti Racing	Kawasaki ZX-6R	15:56'25.725	2'02.267	-0.052	158,407

Start 15:35 End 15:57 The results are provisional until the end of the time limit for protests and appeals and the completion of the technical checks.

These data/results cannot be reproduced, stored and/or transmitted in whole or in part by any manner of electronic, mechanical, photocopying, recording, broadcasting or otherwise now known or herein after developed without the previous express consent by the copyright owner, except for reproduction in daily press and regular printed publications on sale to the public within 60 days of the event related to those data/results and always provided that copyright symbol appears together as follows below.

© DORNA WSBK ORGANIZATION Srl 2019

Motul Qatar Round, 24-26 October 2019

Best Sectors & Speed Free Practice 3rd Session

Losail International Circuit 5.380 m

BEST LAP

1	44 L. MAHIAS	Kawasaki ZX-6R	2'02.267
2	64 F. CARICASULO	Yamaha YZF R6	2'02.319
3	3 R. DE ROSA	MV Agusta F3 675	2'02.341
4	78 H. OKUBO	Kawasaki ZX-6R	2'02.646
5	86 A. BADOVINI	Kawasaki ZX-6R	2'02.693
6	21 R. KRUMMENACHER	Yamaha YZF R6	2'02.706
7	16 J. CLUZEL	Yamaha YZF R6	2'02.885
8	32 I. VINALES	Yamaha YZF R6	2'03.098
9	94 C. PEROLARI	Yamaha YZF R6	2'03.103
10	11 K. SMITH	Kawasaki ZX-6R	2'03.267
11	56 P. SEBESTYEN	Honda CBR600RR	2'03.417
12	29 S. AL SULAITI	Yamaha YZF R6	2'03.518
13	36 T. GRADINGER	Yamaha YZF R6	2'03.642
14	30 G. VAN STRAALEN	Kawasaki ZX-6R	2'03.794
15	38 H. SOOMER	Honda CBR600RR	2'04.096
16	95 J. DANILO	Honda CBR600RR	2'04.104
17	31 D. VALLE	Yamaha YZF R6	2'04.351
18	20 F. FULIGNI	MV Agusta F3 675	2'04.614
19	4 C. STANGE	Honda CBR600RR	2'04.693
20	2 B. JONES	Yamaha YZF R6	2'04.735
21	10 N. CALERO	Kawasaki ZX-6R	2'05.028
22	47 R. HARTOG	Kawasaki ZX-6R	2'05.173
23	74 J. VAN SIKKELERUS	Honda CBR600RR	2'05.808
24	53 G. SCONZA	Honda CBR600RR	2'07.341
25	84 L. CRESSON	Yamaha YZF R6	

SPEED

1	21 R. KRUMMENACHER	Yamaha YZF R6	276,9
2	3 R. DE ROSA	MV Agusta F3 675	274,1
3	64 F. CARICASULO	Yamaha YZF R6	274,1
4	86 A. BADOVINI	Kawasaki ZX-6R	274,1
5	4 C. STANGE	Honda CBR600RR	273,4
6	95 J. DANILO	Honda CBR600RR	273,4
7	78 H. OKUBO	Kawasaki ZX-6R	273,4
8	30 G. VAN STRAALEN	Kawasaki ZX-6R	273,4
9	31 D. VALLE	Yamaha YZF R6	272,7
10	94 C. PEROLARI	Yamaha YZF R6	272,7
11	74 J. VAN SIKKELERUS	Honda CBR600RR	272,7
12	56 P. SEBESTYEN	Honda CBR600RR	272,7
13	20 F. FULIGNI	MV Agusta F3 675	272,7
14	36 T. GRADINGER	Yamaha YZF R6	272,0
15	32 I. VINALES	Yamaha YZF R6	272,0
16	16 J. CLUZEL	Yamaha YZF R6	272,0
17	38 H. SOOMER	Honda CBR600RR	271,4
18	2 B. JONES	Yamaha YZF R6	269,3
19	29 S. AL SULAITI	Yamaha YZF R6	269,3
20	10 N. CALERO	Kawasaki ZX-6R	269,3
21	44 L. MAHIAS	Kawasaki ZX-6R	268,0
22	47 R. HARTOG	Kawasaki ZX-6R	267,3
23	53 G. SCONZA	Honda CBR600RR	266,7
24	11 K. SMITH	Kawasaki ZX-6R	266,7

SEG. 1

1	86 A. BADOVINI	26.576
2	64 F. CARICASULO	26.625
3	21 R. KRUMMENACHER	26.695
4	3 R. DE ROSA	26.703
5	16 J. CLUZEL	26.713
6	11 K. SMITH	26.803
7	78 H. OKUBO	26.804
8	94 C. PEROLARI	26.843
9	56 P. SEBESTYEN	26.851
10	32 I. VINALES	26.851
11	44 L. MAHIAS	26.872
12	20 F. FULIGNI	26.888
13	36 T. GRADINGER	26.922
14	38 H. SOOMER	26.923
15	29 S. AL SULAITI	26.997
16	95 J. DANILO	27.038
17	4 C. STANGE	27.051
18	30 G. VAN STRAALEN	27.072
19	2 B. JONES	27.120
20	31 D. VALLE	27.247
21	47 R. HARTOG	27.347
22	10 N. CALERO	27.449
23	74 J. VAN SIKKELERUS	27.576
24	53 G. SCONZA	27.754

SEG. 2

1	44 L. MAHIAS	31.200
2	3 R. DE ROSA	31.325
3	64 F. CARICASULO	31.364
4	21 R. KRUMMENACHER	31.382
5	86 A. BADOVINI	31.398
6	78 H. OKUBO	31.412
7	16 J. CLUZEL	31.488
8	32 I. VINALES	31.502
9	36 T. GRADINGER	31.514
10	11 K. SMITH	31.528
11	94 C. PEROLARI	31.560
12	56 P. SEBESTYEN	31.599
13	29 S. AL SULAITI	31.660
14	38 H. SOOMER	31.670
15	30 G. VAN STRAALEN	31.694
16	2 B. JONES	31.760
17	95 J. DANILO	31.766
18	20 F. FULIGNI	31.793
19	31 D. VALLE	31.891
20	4 C. STANGE	31.933
21	47 R. HARTOG	32.000
22	10 N. CALERO	32.036
23	74 J. VAN SIKKELERUS	32.303
24	53 G. SCONZA	32.656

SEG. 3

1	44 L. MAHIAS	29.777
2	86 A. BADOVINI	29.801
3	64 F. CARICASULO	29.852
4	3 R. DE ROSA	29.937
5	21 R. KRUMMENACHER	29.940
6	78 H. OKUBO	29.941
7	32 I. VINALES	29.985
8	56 P. SEBESTYEN	30.100
9	29 S. AL SULAITI	30.101
10	94 C. PEROLARI	30.129
11	16 J. CLUZEL	30.131
12	30 G. VAN STRAALEN	30.218
13	11 K. SMITH	30.218
14	36 T. GRADINGER	30.245
15	38 H. SOOMER	30.267
16	95 J. DANILO	30.363
17	4 C. STANGE	30.389
18	20 F. FULIGNI	30.406
19	10 N. CALERO	30.500
20	31 D. VALLE	30.508
21	2 B. JONES	30.559
22	47 R. HARTOG	30.588
23	74 J. VAN SIKKELERUS	30.670
24	53 G. SCONZA	30.904

SEG. 4

1	44 L. MAHIAS	34.204
2	64 F. CARICASULO	34.314
3	3 R. DE ROSA	34.335
4	21 R. KRUMMENACHER	34.336
5	86 A. BADOVINI	34.363
6	16 J. CLUZEL	34.387
7	94 C. PEROLARI	34.486
8	32 I. VINALES	34.487
9	78 H. OKUBO	34.489
10	11 K. SMITH	34.489
11	56 P. SEBESTYEN	34.556
12	31 D. VALLE	34.619
13	30 G. VAN STRAALEN	34.646
14	36 T. GRADINGER	34.702
15	95 J. DANILO	34.738
16	29 S. AL SULAITI	34.739
17	4 C. STANGE	34.783
18	38 H. SOOMER	34.961
19	47 R. HARTOG	34.995
20	10 N. CALERO	35.042
21	20 F. FULIGNI	35.123
22	2 B. JONES	35.148
23	74 J. VAN SIKKELERUS	35.166
24	53 G. SCONZA	35.601

25/10/2019

These data/results cannot be reproduced, stored and/or transmitted in whole or in part by any manner of electronic, mechanical, photocopying, recording, broadcasting or otherwise now known or herein after developed without the previous express consent by the copyright owner, except for reproduction in daily press and regular printed publications on sale to the public within 60 days of the event related to those data/results and always provided that copyright symbol appears together as follows below.

© DORNA WSBK ORGANIZATION Srl 2019

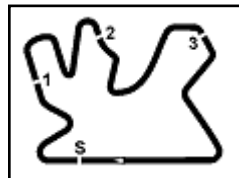
FICR PERUGIA TIMING



Official Tyre Supplier



Official Timekeeper



Motul Qatar Round, 24-26 October 2019

Ideal Times Free Practice 3rd Session

Losail International Circuit 5.380 m

No.	Rider	Nat	Bike	Seg. 1	Seg. 2	Seg. 3	Seg. 4	Ideal Time		
				Diff. 1	Diff. 2	Diff. 3	Diff. 4	Best Lap	Pos.	Diff.
1	44 L. MAHIAS	FRA	Kawasaki ZX-6R	26.872 +0.059	31.200 +0.155	29.777 +0.128	34.204	2'02.053 2'02.267	1	0.214
2	86 A. BADOVINI	ITA	Kawasaki ZX-6R	26.576 +0.175	31.398 +0.252	29.801 +0.128	34.363	2'02.138 2'02.693	5	0.555
3	64 F. CARICASULO	ITA	Yamaha YZF R6	26.625 +0.104	31.364	29.852 +0.058	34.314 +0.002	2'02.155 2'02.319	2	0.164
4	3 R. DE ROSA	ITA	MV Agusta F3 675	26.703 +0.041	31.325	29.937	34.335	2'02.300 2'02.341	3	0.041
5	21 R. KRUMMENACHER	SUI	Yamaha YZF R6	26.695 +0.112	31.382 +0.140	29.940 +0.057	34.336 +0.044	2'02.353 2'02.706	6	0.353
6	78 H. OKUBO	JPN	Kawasaki ZX-6R	26.804	31.412	29.941	34.489	2'02.646 2'02.646	4	
7	16 J. CLUZEL	FRA	Yamaha YZF R6	26.713 +0.077	31.488	30.131 +0.089	34.387	2'02.719 2'02.885	7	0.166
8	32 I. VINALES	ESP	Yamaha YZF R6	26.851 +0.115	31.502 +0.067	29.985 +0.091	34.487	2'02.825 2'03.098	8	0.273
9	94 C. PEROLARI	FRA	Yamaha YZF R6	26.843	31.560	30.129	34.486 +0.085	2'03.018 2'03.103	9	0.085
10	11 K. SMITH	GBR	Kawasaki ZX-6R	26.803	31.528 +0.229	30.218	34.489	2'03.038 2'03.267	10	0.229
11	56 P. SEBESTYEN	HUN	Honda CBR600RR	26.851	31.599 +0.050	30.100 +0.086	34.556 +0.175	2'03.106 2'03.417	11	0.311
12	36 T. GRADINGER	AUT	Yamaha YZF R6	26.922 +0.211	31.514	30.245 +0.048	34.702	2'03.383 2'03.642	13	0.259
13	29 S. AL SULAITI	QAT	Yamaha YZF R6	26.997 +0.014	31.660	30.101	34.739 +0.007	2'03.497 2'03.518	12	0.021
14	30 G. VAN STRAALEN	NED	Kawasaki ZX-6R	27.072 +0.024	31.694	30.218 +0.017	34.646 +0.123	2'03.630 2'03.794	14	0.164
15	38 H. SOOMER	EST	Honda CBR600RR	26.923	31.670 +0.027	30.267 +0.193	34.961 +0.055	2'03.821 2'04.096	15	0.275
16	95 J. DANILO	FRA	Honda CBR600RR	27.038	31.766	30.363 +0.075	34.738 +0.124	2'03.905 2'04.104	16	0.199
17	4 C. STANGE	GER	Honda CBR600RR	27.051 +0.179	31.933	30.389 +0.255	34.783 +0.103	2'04.156 2'04.693	19	0.537
18	20 F. FULIGNI	ITA	MV Agusta F3 675	26.888	31.793 +0.400	30.406	35.123 +0.004	2'04.210 2'04.614	18	0.404
19	31 D. VALLE	ESP	Yamaha YZF R6	27.247 +0.086	31.891	30.508	34.619	2'04.265 2'04.351	17	0.086
20	2 B. JONES	GBR	Yamaha YZF R6	27.120	31.760 +0.062	30.559	35.148 +0.086	2'04.587 2'04.735	20	0.148
21	47 R. HARTOG	NED	Kawasaki ZX-6R	27.347 +0.053	32.000 +0.144	30.588 +0.046	34.995	2'04.930 2'05.173	22	0.243
22	10 N. CALERO	ESP	Kawasaki ZX-6R	27.449 +0.001	32.036	30.500	35.042	2'05.027 2'05.028	21	0.001
23	74 J. VAN SIKKELERUS	NED	Honda CBR600RR	27.576	32.303	30.670	35.166 +0.093	2'05.715 2'05.808	23	0.093
24	53 G. SCONZA	ITA	Honda CBR600RR	27.754 +0.143	32.656 +0.041	30.904	35.601 +0.242	2'06.915 2'07.341	24	0.426
	84 L. CRESSON	BEL	Yamaha YZF R6	One or more sectors missing						
Overall Ideal Time				26.576	31.200	29.777	34.204	2'01.757		

25/10/2019

These data/results cannot be reproduced, stored and/or transmitted in whole or in part by any manner of electronic, mechanical, photocopying, recording, broadcasting or otherwise now known or herein after developed without the previous express consent by the copyright owner, except for reproduction in daily press and regular printed publications on sale to the public within 60 days of the event related to those data/results and always provided that copyright symbol appears together as follows below.

© DORNA WSBK ORGANIZATION Srl 2019

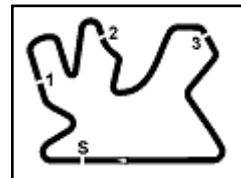
FICR PERUGIA TIMING



Official Tyre Supplier



Official Timekeeper



Motul Qatar Round, 24-26 October 2019

Chronological Analysis Free Practice 3rd Session

Losail International Circuit 5.380 m

1 / 3

1° 44 L. MAHIAS (2'02.267)							
Lap	Seg.1	Seg.2	Seg.3	Seg.4	Lap Time	km/h	Local Time
1							15:35'44.214
2	39.601	32.381	30.606	34.747	2'17.335P		15:38'01.549
3	26.946	31.390	29.898	34.402	2'02.636	266,7	15:40'04.185
4	26.872	31.395	29.804	34.428	2'02.499	268,0	15:42'06.684
5	31.206	32.837	30.969	4'43.910	6'18.922P	268,0	15:48'25.606
6	32.664	31.200	1'38.487	1'07.078	3'49.429P	138,3	15:52'15.035
7	31.802	31.644	30.377	34.600	2'08.423P	151,7	15:54'23.458
8	26.931	31.355	29.777	34.204	2'02.267	267,3	15:56'25.725

2° 64 F. CARICASULO (2'02.319)							
Lap	Seg.1	Seg.2	Seg.3	Seg.4	Lap Time	km/h	Local Time
1							15:36'30.904
2	32.620	32.078	30.463	34.849	2'10.010P		15:38'40.914
3	26.975	31.414	30.003	34.740	2'03.132		15:40'44.046
4	26.740	31.466	30.023	34.383	2'02.612		15:42'46.658
5	26.729	31.364	29.910	34.316	2'02.319		15:44'48.977
6	26.736	31.422	29.852	34.314	2'02.324	274,1	15:46'51.301
7	26.757	31.420	30.000	34.439	2'02.616	273,4	15:48'53.917

3° 3 R. DE ROSA (2'02.341)							
Lap	Seg.1	Seg.2	Seg.3	Seg.4	Lap Time	km/h	Local Time
1							15:35'03.760
2	33.749	33.333	31.711	35.311	2'14.104P	151,7	15:37'17.864
3	27.139	31.899	30.470	35.088	2'04.596	274,1	15:39'22.460
4	26.703	31.566	30.007	34.661	2'02.937		15:41'25.397
5	26.746	31.543	30.057	34.578	2'02.924	269,3	15:43'28.321
6	26.875	31.506	30.003	34.495	2'02.879		15:45'31.200
7	30.849	34.266	30.523	34.856	2'10.494	266,7	15:47'41.694
8	26.727	31.495	29.966	34.484	2'02.672	267,3	15:49'44.366
9	26.785	31.417	30.065	34.396	2'02.663	269,3	15:51'47.029
10	27.763	32.371	30.868	36.828	2'07.830	272,0	15:53'54.859
11	26.744	31.325	29.937	34.335	2'02.341	269,3	15:55'57.200

4° 78 H. OKUBO (2'02.646)							
Lap	Seg.1	Seg.2	Seg.3	Seg.4	Lap Time	km/h	Local Time
1		37.526	35.490	35.267			15:41'35.943
2	27.047	31.537	30.235	34.559	2'03.378	270,7	15:43'39.321
3	26.804	31.412	29.941	34.489	2'02.646	270,7	15:45'41.967
4	27.105	31.459	30.139	34.637	2'03.340	273,4	15:47'45.307
5	26.912	31.545	30.228	34.741	2'03.426	272,0	15:49'48.733
6	27.108	31.721	30.595	38.045	2'07.469	271,4	15:51'56.202
7	27.378	32.565	35.938	37.513	2'13.394	269,3	15:54'09.596
8	27.000	31.618	30.449	34.588	2'03.655	272,7	15:56'13.251

5° 86 A. BADOVINI (2'02.693)							
Lap	Seg.1	Seg.2	Seg.3	Seg.4	Lap Time	km/h	Local Time
1							15:35'07.397
2	34.070	33.629	31.656	36.611	2'15.966P		15:37'23.363
3	30.626	32.348	30.573	34.701	2'08.248	268,7	15:39'31.611
4	26.646	31.401	29.801	35.113	2'02.961		15:41'34.572
5	26.576	31.553	30.459	34.449	2'03.037	272,0	15:43'37.609
6	26.729	31.398	30.020	34.868	2'03.015	269,3	15:45'40.624
7	34.671	32.463	31.097	34.616	2'12.847	270,0	15:47'53.471
8	26.751	31.650	29.929	34.363	2'02.693	271,4	15:49'56.164
9	26.765	31.510	30.057	34.587	2'02.919	274,1	15:51'59.083

6° 21 R. KRUMMENACHER (2'02.706)							
Lap	Seg.1	Seg.2	Seg.3	Seg.4	Lap Time	km/h	Local Time
1							15:35'02.533
2	34.761	33.376	31.034	35.177	2'14.348P		15:37'16.881

3	37.081	32.240	30.568	34.766	2'14.655		15:39'31.536
4	27.098	31.422	29.940	34.715	2'03.175		15:41'34.711
5	26.866	31.592	30.397	34.336	2'03.191		15:43'37.902
6	26.989	31.621	30.016	34.519	2'03.145		15:45'41.047
7	34.308	32.555	30.799	34.609	2'12.271	276,9	15:47'53.318
8	26.807	31.522	29.997	34.380	2'02.706	268,7	15:49'56.024
9	32.672	31.964	30.550	34.630	2'09.816	270,7	15:52'05.840
10	26.791	31.533	30.117	34.398	2'02.839	272,7	15:54'08.679
11	26.695	31.382	30.061	34.578	2'02.716	270,7	15:56'11.395

7° 16 J. CLUZEL (2'02.885)							
Lap	Seg.1	Seg.2	Seg.3	Seg.4	Lap Time	km/h	Local Time
1							15:36'19.792
2	33.632	32.827	31.418	35.353	2'13.230P		15:38'33.022
3	26.973	31.805	30.305	34.545	2'03.628		15:40'36.650
4	26.905	31.590	30.131	34.603	2'03.229		15:42'39.879
5	28.731	38.677	30.951	34.871	2'13.230		15:44'53.109
6	26.913	31.701	30.166	34.493	2'03.273	270,7	15:46'56.382
7	26.713	32.605	30.607	34.739	2'04.664	271,4	15:49'01.046
8	26.790	31.488	30.220	34.387	2'02.885	271,4	15:51'03.931
9	26.856	31.604	30.240	34.559	2'03.259	270,7	15:53'07.190
10	26.858	31.495	30.185	34.440	2'02.978	272,0	15:55'10.168

8° 32 I. VINALES (2'03.098)							
Lap	Seg.1	Seg.2	Seg.3	Seg.4	Lap Time	km/h	Local Time
1							15:35'25.682
2	36.792	32.585	30.902	35.201	2'15.480P	127,4	15:37'41.162
3	27.164	31.879	30.352	34.517	2'03.912	268,0	15:39'45.074
4	26.966	31.569	30.076	34.487	2'03.098	271,4	15:41'48.172
5	32.485	31.763	30.144	34.523	2'08.915	272,0	15:43'57.087
6	26.948	31.555	29.985	4'54.670	6'23.158P	272,0	15:50'20.245
7	40.089	35.494	30.894	44.453	2'30.930P	93,8	15:52'51.175
8	27.274	31.737	30.236	34.684	2'03.931C	265,4	15:54'55.106
9	26.851	31.502	30.223	34.696	2'03.272	267,3	15:56'58.378

9° 94 C. PEROLARI (2'03.103)							
Lap	Seg.1	Seg.2	Seg.3	Seg.4	Lap Time	km/h	Local Time
1							15:34'52.530
2	42.694	32.525	30.590	34.849	2'20.658P	146,3	15:37'13.188
3	26.972	31.630	30.249	34.581	2'03.432	272,7	15:39'16.620
4	26.890	31.584	30.280	34.830	2'03.584		15:41'20.204
5	26.901	33.156	34.863	34.486	2'09.406	268,7	15:43'29.610
6	26.843	31.560	30.129	34.571	2'03.103	270,0	15:45'32.713
7	27.309	33.350	30.832	34.954	2'06.445	268,0	15:47'39.158
8	26.888	31.624	30.328	34.656	2'03.496	266,0	15:49'42.654
9	26.936	31.698	30.532	34.892	2'04.058	267,3	15:51'46.712
10	26.855	32.104	30.984	36.569	2'06.512	266,7	15:53'53.224
11	26.908	31.633	30.296	34.620	2'03.457	267,3	15:55'56.681

10° 11 K. SMITH (2'03.267)							
Lap	Seg.1	Seg.2	Seg.3	Seg.4	Lap Time	km/h	Local Time
1							15:34'47.646
2	46.871	32.346	30.704	35.217	2'25.138P	150,2	15:37'12.784
3	27.021	31.615	30.380	34.610	2'03.626	264,1	15:39'16.410
4	26.897	31.528	30.342	34.743	2'03.510	266,7	15:41'19.920
5	26.842	1'12.020	33.666	8'00.815	10'13.343P	264,1	15:51'33.263
6	33.038	32.389	30.668	34.882	2'10.977P	145,7	15:53'44.240
7	26.803	31.757	30.218	34.489	2'03.267	266,7	15:55'47.507

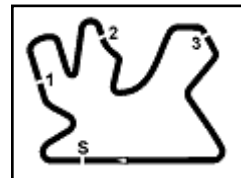
11° 56 P. SEBESTYEN (2'03.417)							
Lap	Seg.1	Seg.2	Seg.3	Seg.4	Lap Time	km/h	Local Time
1							15:34'51.000

25/10/2019

P = Pits In/Out - C = Lap Time Cancelled

These data/results cannot be reproduced, stored and/or transmitted in whole or in part by any manner of electronic, mechanical, photocopying, recording, broadcasting or otherwise now known or herein after developed without the previous express consent by the copyright owner, except for reproduction in daily press and regular printed publications on sale to the public within 60 days of the event related to those data/results and always provided that copyright symbol appears together as follows below.

© DORNA WSBK ORGANIZATION Srl 2019



Motul Qatar Round, 24-26 October 2019

Chronological Analysis Free Practice 3rd Session

Losail International Circuit 5.380 m

2 / 3

2	43.795	32.514	30.612	35.176	2'22.097P	138,5	15:37'13.097
3	27.415	31.753	30.100	34.693	2'03.961	269,3	15:39'17.058
4	27.154	31.599	30.256	34.605	2'03.614	272,7	15:41'20.672
5	27.061	31.739	35.447	34.721	2'08.968	272,0	15:43'29.640
6	27.248	31.761	30.113	34.689	2'03.811C	267,3	15:45'33.451
7	27.276	33.976	32.866	34.745	2'08.863	269,3	15:47'42.314
8	27.012	33.938	32.678	34.833	2'08.461	269,3	15:49'50.775
9	26.851	31.649	30.186	34.731	2'03.417	270,7	15:51'54.192
10	37.081	33.946	30.226	34.556	2'15.809	267,3	15:54'10.001
11	26.982	31.736	30.126	34.649	2'03.493	272,7	15:56'13.494

16° 95 J. DANILO (2'04.104)							
Lap	Seg.1	Seg.2	Seg.3	Seg.4	Lap Time	km/h	Local Time
1							15:35'09.141
2	33.210	33.185	31.450	36.993	2'14.838P	159,1	15:37'23.979
3	27.211	31.859	30.363	34.844	2'04.277	272,0	15:39'28.256
4	31.720	31.928	30.558	35.054	2'09.260	271,4	15:41'37.516
5	27.068	31.885	30.613	35.283	2'04.849	272,0	15:43'42.365
6	27.164	31.869	30.459	34.927	2'04.419	273,4	15:45'46.784
7	31.981	32.127	30.386	34.978	2'09.472	266,7	15:47'56.256
8	27.224	31.787	30.433	34.944	2'04.388	267,3	15:50'00.644
9	27.207	31.775	30.481	34.847	2'04.310	268,0	15:52'04.954
10	27.155	31.805	30.494	34.738	2'04.192	267,3	15:54'09.146
11	27.038	31.766	30.438	34.862	2'04.104	271,4	15:56'13.250

12° 29 S. AL SULAITI (2'03.518)							
Lap	Seg.1	Seg.2	Seg.3	Seg.4	Lap Time	km/h	Local Time
1							15:35'10.857
2	38.876	34.687	34.140	35.328	2'23.031P		15:37'33.888
3	27.254	31.820	30.416	34.739	2'04.229	266,7	15:39'38.117
4	27.786	39.810	30.519	34.977	2'13.092	267,3	15:41'51.209
5	27.011	31.660	30.101	34.746	2'03.518	268,0	15:43'54.727
6	27.402	32.088	30.706	4'51.570	6'21.766P	269,3	15:50'16.493
7	44.403	33.719	31.082	40.546	2'29.750P		15:52'46.243
8	27.219	39.493	30.553	34.871	2'12.136	265,4	15:54'58.379
9	26.997	31.784	30.530	34.888	2'04.199	266,0	15:57'02.578

17° 31 D. VALLE (2'04.351)							
Lap	Seg.1	Seg.2	Seg.3	Seg.4	Lap Time	km/h	Local Time
1							15:34'57.344
2	39.685	33.273	30.937	34.944	2'18.839P	143,4	15:37'16.183
3	27.902	32.295	30.730	35.313	2'06.240		15:39'22.423
4	27.816	32.158	30.852	34.937	2'05.763	272,7	15:41'28.186
5	27.495	32.330	30.995	3'00.209	4'31.029P		15:45'59.215
6	37.969	32.476	30.989	34.943	2'16.377P	106,1	15:48'15.592
7	27.333	31.891	30.508	34.619	2'04.351	270,7	15:50'19.943
8	27.365	31.955	30.586	34.663	2'04.569	271,4	15:52'24.512
9	33.222	38.272	31.041	34.804	2'17.339	272,0	15:54'41.851
10	27.247	33.474	33.991	35.432	2'10.144	270,7	15:56'51.995

13° 36 T. GRADINGER (2'03.642)							
Lap	Seg.1	Seg.2	Seg.3	Seg.4	Lap Time	km/h	Local Time
1							15:35'14.685
2	38.742	33.657	31.144	35.042	2'18.585P	100,6	15:37'33.270
3	30.995	32.547	30.501	34.783	2'08.826	268,7	15:39'42.096
4	27.133	31.514	30.293	34.702	2'03.642	272,0	15:41'45.738
5	30.578	32.469	30.494	35.266	2'08.807	271,4	15:43'54.545
6	27.062	31.769	30.265	34.765	2'03.861	270,0	15:45'58.406
7	27.047	31.754	30.501	34.889	2'04.191	269,3	15:48'02.597
8	27.012	31.653	30.245	34.852	2'03.762	270,0	15:50'06.359
9	27.057	31.760	30.270	35.054	2'04.141	271,4	15:52'10.500
10	26.922	31.862	30.400	34.807	2'03.991	270,7	15:54'14.491

18° 20 F. FULIGNI (2'04.614)							
Lap	Seg.1	Seg.2	Seg.3	Seg.4	Lap Time	km/h	Local Time
1							15:35'08.091
2	34.341	33.385	31.419	36.798	2'15.943P		15:37'24.034
3	27.425	32.040	30.434	35.123	2'05.022	272,7	15:39'29.056
4	26.888	32.193	30.406	35.127	2'04.614		15:41'33.670

14° 30 G. VAN STRAALLEN (2'03.794)							
Lap	Seg.1	Seg.2	Seg.3	Seg.4	Lap Time	km/h	Local Time
1							15:34'56.427
2	39.493	33.012	30.615	34.993	2'18.113P	147,1	15:37'14.540
3	28.878	32.483	30.967	35.340	2'07.668	267,3	15:39'22.208
4	27.427	31.917	31.833	34.882	2'06.059	272,0	15:41'28.267
5	27.511	32.441	30.913	35.499	2'06.364	272,7	15:43'34.631
6	27.469	32.114	30.218	34.816	2'04.617	266,0	15:45'39.248
7	27.207	31.910	30.261	34.646	2'04.024	264,1	15:47'43.272
8	27.072	31.974	30.270	34.746	2'04.062	266,7	15:49'47.334
9	27.205	32.007	35.949	34.877	2'10.038	264,1	15:51'57.372
10	27.781	32.477	30.965	34.833	2'06.056	273,4	15:54'03.428
11	27.096	31.694	30.235	34.769	2'03.794	268,0	15:56'07.222

19° 4 C. STANGE (2'04.693)							
Lap	Seg.1	Seg.2	Seg.3	Seg.4	Lap Time	km/h	Local Time
1							15:35'02.606
2	35.183	33.157	31.678	35.961	2'15.979P	141,0	15:37'18.585
3	35.753	32.614	30.389	34.783	2'13.539	270,0	15:39'32.124
4	27.117	33.096	30.435	34.803	2'05.451	266,7	15:41'37.575
5	27.051	36.148	31.574	4'59.680	6'34.453P	273,4	15:48'12.028
6	34.973	35.785	32.726	35.429	2'18.913P	121,8	15:50'30.941
7	27.483	32.034	30.519	34.980	2'05.016	257,1	15:52'35.957
8	27.230	31.933	30.644	34.886	2'04.693	258,4	15:54'40.650
9	27.289	35.430	32.159	35.635	2'10.513	258,4	15:56'51.163

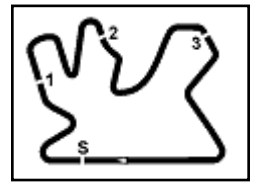
15° 38 H. SOOMER (2'04.096)							
Lap	Seg.1	Seg.2	Seg.3	Seg.4	Lap Time	km/h	Local Time
1							15:35'03.982
2	33.961	33.210	31.628	35.771	2'14.570P	157,7	15:37'18.552
3	30.732	31.913	30.624	35.555	2'08.824	270,0	15:39'27.376
4	27.052	31.678	30.411	35.108	2'04.249	265,4	15:41'31.625
5	26.923	31.859	30.267	35.100	2'04.149	266,0	15:43'35.774
6	26.924	32.125	30.713	35.080	2'04.842	268,0	15:45'40.616
7	27.008	31.670	30.414	35.011	2'04.103	269,3	15:47'44.719
8	26.923	31.697	30.460	35.016	2'04.096	266,7	15:49'48.815
9	27.084	31.885			2'10.731	271,4	15:51'59.546
10	27.167	31.681	30.609	34.961	2'04.418	269,3	15:54'03.964
11	27.312	31.882	30.712	35.123	2'05.029	268,7	15:56'08.993

20° 2 B. JONES (2'04.735)							
Lap	Seg.1	Seg.2	Seg.3	Seg.4	Lap Time	km/h	Local Time
1							15:34'51.608
2	45.145	33.242	31.039	35.656	2'25.082P	142,7	15:37'16.690
3	27.743	32.301	30.878	35.237	2'06.159	264,7	15:39'22.849
4	27.654	32.227	30.938	35.148	2'05.967	269,3	15:41'28.816
5	27.658	32.158	30.810	35.228	2'05.854	264,7	15:43'34.670
6	27.380	32.547	30.740	35.177	2'05.844	264,7	15:45'40.514
7	27.405	31.760	30.590	35.446	2'05.201	262,8	15:47'45.715
8	27.316	31.835	30.709	35.239	2'05.099	265,4	15:49'50.814
9	27.120	31.822	30.559	35.234	2'04.735	262,8	15:51'55.549
10	34.116	36.390	37.089	36.571	2'24.166	260,2	15:54'19.715
11	27.488	32.056	31.010	35.297	2'05.851	258,4	15:56'25.566

25/10/2019 P = Pits In/Out - C = Lap Time Cancelled

These data/results cannot be reproduced, stored and/or transmitted in whole or in part by any manner of electronic, mechanical, photocopying, recording, broadcasting or otherwise now known or herein after developed without the previous express consent by the copyright owner, except for reproduction in daily press and regular printed publications on sale to the public within 60 days of the event related to those data/results and always provided that copyright symbol appears together as follows below.

© DORNA WSBK ORGANIZATION Srl 2019



Motul Qatar Round, 24-26 October 2019

Chronological Analysis Free Practice 3rd Session

21° 10 N. CALERO (2'05.028)							
Lap	Seg.1	Seg.2	Seg.3	Seg.4	Lap Time	km/h	Local Time
1							15:34'51.887
2	43.742	32.994	31.526	35.323	2'23.585P		15:37'15.472
3	27.809	32.447	30.981	35.466	2'06.703		15:39'22.175
4	27.791	34.449	32.929	36.928	2'12.097	262,8	15:41'34.272
5	29.173	32.312	30.969	35.472	2'07.926	263,4	15:43'42.198
6	27.450	32.036	30.500	35.042	2'05.028		15:45'47.226
7	31.629	32.397	30.689	35.111	2'09.826	269,3	15:47'57.052
8	27.449	32.145	30.569	35.220	2'05.383	267,3	15:50'02.435
9	32.003	34.974	33.534	1'35.689	3'16.200P	268,0	15:53'18.635
10	38.321	33.742	32.110	35.960	2'20.133P	106,8	15:55'38.768

22° 47 R. HARTOG (2'05.173)							
Lap	Seg.1	Seg.2	Seg.3	Seg.4	Lap Time	km/h	Local Time
1							15:35'23.364
2	39.769	33.047	31.104	35.841	2'19.761P	93,9	15:37'43.125
3	27.539	32.527	31.576	35.436	2'07.078	267,3	15:39'50.203
4	27.399	32.000	30.804	35.176	2'05.379	266,7	15:41'55.582
5	27.490	32.130	30.794	35.414	2'05.828	267,3	15:44'01.410
6	27.367	32.336	30.916	35.281	2'05.900	266,0	15:46'07.310
7	27.541	32.236	31.245	35.498	2'06.520	265,4	15:48'13.830
8	27.400	32.144	30.634	34.995	2'05.173	264,7	15:50'19.003
9	27.434	32.146	30.588	35.121	2'05.289	266,0	15:52'24.292
10	27.347	32.116	30.683	35.071	2'05.217	265,4	15:54'29.509

23° 74 J. VAN SIKKELERUS (2'05.808)							
Lap	Seg.1	Seg.2	Seg.3	Seg.4	Lap Time	km/h	Local Time
1							15:34'58.500
2	38.373	33.673	30.950	35.468	2'18.464P	141,7	15:37'16.964
3	37.265	33.075	30.833	35.352	2'16.525	272,7	15:39'33.489
4	27.576	32.303	30.670	35.259	2'05.808	268,7	15:41'39.297
5	28.125	35.573	31.460	1'52.282	3'27.440P	268,7	15:45'06.737
6	36.055	34.256	31.692	36.084	2'18.087P	127,7	15:47'24.824
7	28.090	32.453	31.236	35.227	2'07.006	263,4	15:49'31.830
8	37.467	41.631	31.065	35.243	2'25.406	263,4	15:51'57.236
9	27.615	32.597	30.840	35.166	2'06.218	268,7	15:54'03.454
10	27.723	39.045	31.227	35.738	2'13.733	266,0	15:56'17.187

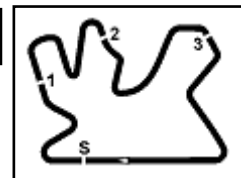
24° 53 G. SCONZA (2'07.341)							
Lap	Seg.1	Seg.2	Seg.3	Seg.4	Lap Time	km/h	Local Time
1							15:34'57.440
2	40.269	34.005	31.743	35.989	2'22.006P	148,4	15:37'19.446
3	28.135	33.344	31.278	35.601	2'08.358	264,1	15:39'27.804
4	27.897	32.697	30.904	35.843	2'07.341	263,4	15:41'35.145
5	27.754	32.656	31.410	35.749	2'07.569	266,7	15:43'42.714
6	27.934	32.867	31.348	35.603	2'07.752	266,0	15:45'50.466
7	36.853	34.967	40.547	2'55.346	4'47.713P	258,4	15:50'38.179
8	37.444	34.692	32.170	36.118	2'20.424P	119,3	15:52'58.603
9	28.357	33.044	31.698	35.832	2'08.931	257,8	15:55'07.534

25/10/2019 P = Pits In/Out - C = Lap Time Cancelled

These data/results cannot be reproduced, stored and/or transmitted in whole or in part by any manner of electronic, mechanical, photocopying, recording, broadcasting or otherwise now known or herein after developed without the previous express consent by the copyright owner, except for reproduction in daily press and regular printed publications on sale to the public within 60 days of the event related to those data/results and always provided that copyright symbol appears together as follows below.

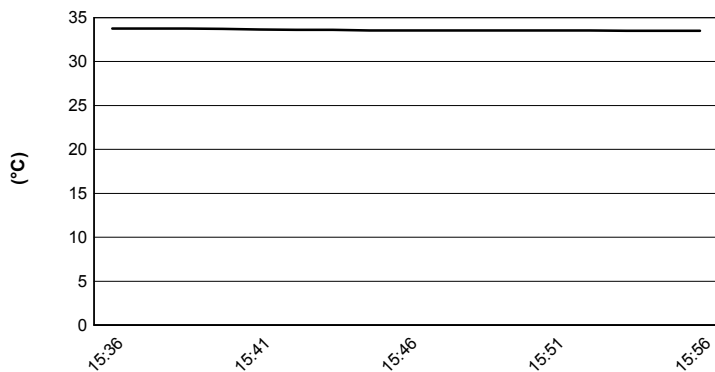
© DORNA WSBK ORGANIZATION Srl 2019



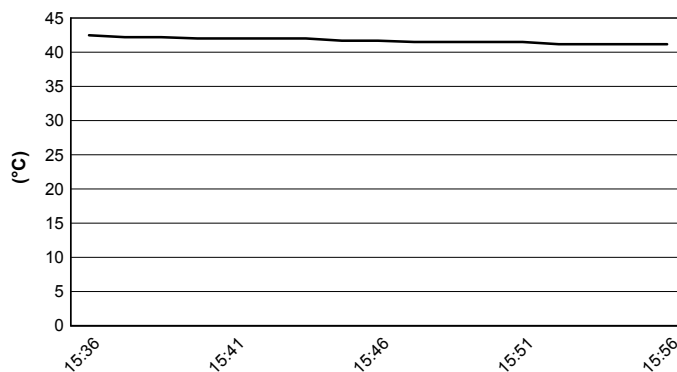


Motul Qatar Round, 24-26 October 2019
Weather Report Free Practice 3rd Session
 Session started 15:35 - Session ended 15:57


Air Temperature



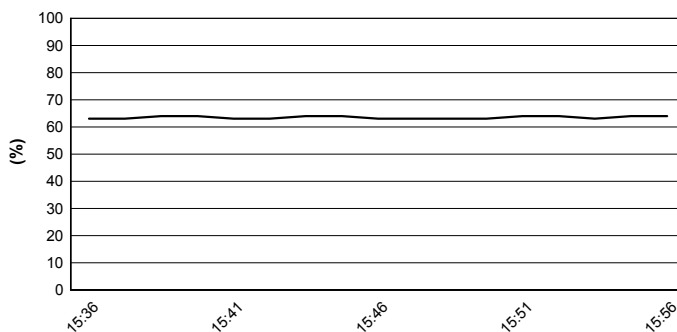
Track Temperature



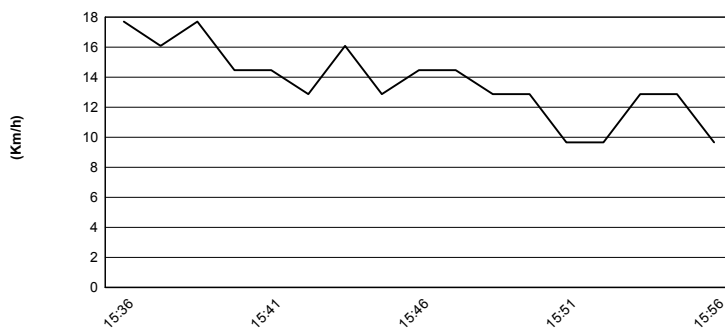
Air Pressure



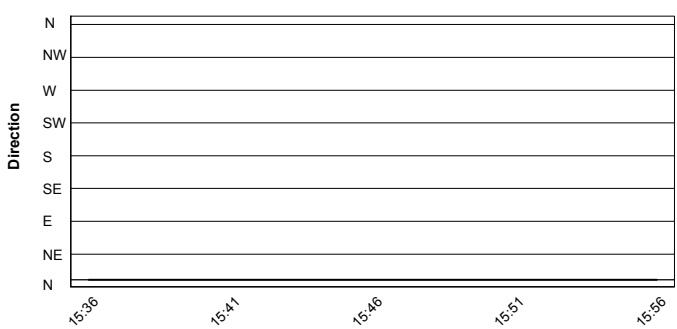
Humidity



Wind Speed



Wind Direction



25/10/2019

These data/results cannot be reproduced, stored and/or transmitted in whole or in part by any manner of electronic, mechanical, photocopying, recording, broadcasting or otherwise now known or herein after developed without the previous express consent by the copyright owner, except for reproduction in daily press and regular printed publications on sale to the public within 60 days of the event related to those data/results and always provided that copyright symbol appears together as follows below.

© DORNA WSBK ORGANIZATION Srl 2019

