



Motul Qatar Round, 24-26 October 2019

Results Tissot Superpole

Losail International Circuit 5.380 m

1 / 2

No.	Rider	Nat	Team	Bike	Time	Gap	Rel.	Laps	Speed	
									Avg	Max
1	64 F. CARICASULO	ITA	BARDAHL Evan Bros. WorldSSP Team	Yamaha YZF R6	2'01.219			10	159,777	274,8
2	21 R. KRUMMENACHER	SUI	BARDAHL Evan Bros. WorldSSP Team	Yamaha YZF R6	2'01.493	0.274	0.274	9	159,417	274,1
3	16 J. CLUZEL	FRA	GMT94 YAMAHA	Yamaha YZF R6	2'01.652	0.433	0.159	10	159,208	270,0
4	94 C. PEROLARI	FRA	GMT94 YAMAHA	Yamaha YZF R6	2'01.729	0.510	0.077	9	159,108	271,4
5	44 L. MAHIAS	FRA	Kawasaki Puccetti Racing	Kawasaki ZX-6R	2'01.769	0.550	0.040	9	159,055	267,3
6	78 H. OKUBO	JPN	Kawasaki Puccetti Racing	Kawasaki ZX-6R	2'01.784	0.565	0.015	10	159,036	272,0
7	86 A. BADOVINI	ITA	Team Pedercini Racing	Kawasaki ZX-6R	2'01.790	0.571	0.006	8	159,028	270,7
8	32 I. VINALES	ESP	Kallio Racing	Yamaha YZF R6	2'01.851	0.632	0.061	10	158,948	271,4
9	11 K. SMITH	GBR	Team Pedercini Racing	Kawasaki ZX-6R	2'01.957	0.738	0.106	10	158,810	269,3
10	36 T. GRADINGER	AUT	Kallio Racing	Yamaha YZF R6	2'02.322	1.103	0.365	10	158,336	270,0
11	3 R. DE ROSA	ITA	MV AGUSTA Reparto Corse	MV Agusta F3 675	2'02.362	1.143	0.040	9	158,284	274,1
12	95 J. DANILO	FRA	CIA Landlord Insurance Honda	Honda CBR600RR	2'03.022	1.803	0.660	10	157,435	273,4
13	29 S. AL SULAITI	QAT	QMMF Racing Team	Yamaha YZF R6	2'03.126	1.907	0.104	10	157,302	268,7
14	56 P. SEBESTYEN	HUN	CIA Landlord Insurance Honda	Honda CBR600RR	2'03.141	1.922	0.015	9	157,283	278,4
15	20 F. FULIGNI	ITA	MV AGUSTA Reparto Corse	MV Agusta F3 675	2'03.257	2.038	0.116	9	157,135	276,9
16	30 G. VAN STRAALLEN	NED	EAB Racing Team	Kawasaki ZX-6R	2'03.269	2.050	0.012	9	157,120	269,3
17	31 D. VALLE	ESP	MS Racing	Yamaha YZF R6	2'03.397	2.178	0.128	11	156,957	276,9
18	4 C. STANGE	GER	GEMAR - Ciociaria Corse WorldSSP Team	Honda CBR600RR	2'03.680	2.461	0.283	11	156,598	276,9
19	38 H. SOOMER	EST	MPM WILSport Racedays	Honda CBR600RR	2'03.758	2.539	0.078	10	156,499	264,7
20	2 B. JONES	GBR	Team Toth	Yamaha YZF R6	2'04.306	3.087	0.548	10	155,809	266,7
21	74 J. VAN SIKKELERUS	NED	MPM WILSport Racedays	Honda CBR600RR	2'04.525	3.306	0.219	9	155,535	272,7
22	47 R. HARTOG	NED	Team Hartog - Against Cancer	Kawasaki ZX-6R	2'04.551	3.332	0.026	10	155,503	265,4
23	10 N. CALERO	ESP	Orelac Racing VerdNatura	Kawasaki ZX-6R	2'05.341	4.122	0.790	10	154,522	270,0
24	53 G. SCONZA	ITA	GEMAR - Ciociaria Corse WorldSSP Team	Honda CBR600RR	2'06.146	4.927	0.805	9	153,536	263,4
----- Not Qualified -----										
NQ	84 L. CRESSON	BEL	Kallio Racing	Yamaha YZF R6				0		

Qualifying Lap Time (107% of 2'01.219): 2'09.705

AIR	Humidity:	68%	Temp:	32°C
TRACK	Condition:	Dry	Temp:	35°C

Records	Pole	(SP2)	2018	L.Mahias	2'00.461	160,780	Km/h
	Race	(RC)	2017	K.Sofuoglu	2'01.832	158,970	Km/h
	All Times	(SP2)	2018	L.Mahias	2'00.461	160,780	Km/h

Start 18:10
End 18:37

The results are provisional until the end of the time limit for protests and appeals and the completion of the technical checks.

These data/results cannot be reproduced, stored and/or transmitted in whole or in part by any manner of electronic, mechanical, photocopying, recording, broadcasting or otherwise now known or herein after developed without the previous express consent by the copyright owner, except for reproduction in daily press and regular printed publications on sale to the public within 60 days of the event related to those data/results and always provided that copyright symbol appears together as follows below.

© DORNA WSBK ORGANIZATION Srl 2019

Motul Qatar Round, 24-26 October 2019

Results Tissot Superpole

Losail International Circuit 5.380 m

2 / 2

Session Highlights

Local Time	No. Rider	Description
18.10.00		Start
18.13.18		WorldSBK Works on bikes are allowed
18.14.51	16 J. CLUZEL	The transponder is running out of power
18.15.11	11 K. SMITH	Lap Cancelled (2'03.632) - Exceeded Track Limits - Turn 15
18.18.38	38 H. SOOMER	On Asphalt - Re-Joined - Turn 15
18.19.07	10 N. CALERO	Lap Cancelled (2'11.677) - Exceeded Track Limits - Turn 15
18.27.41	16 J. CLUZEL	On Asphalt - Re-Joined - Turn 15
18.29.25	21 R. KRUMMENACHER	On Asphalt - Re-Joined - Turn 6
18.32.48	44 L. MAHIAS	Lap Cancelled (2'01.363) - Exceeded Track Limits - Turn 15
18.34.13	30 G. VAN STRAALEN	Lap Cancelled (2'10.769) - Exceeded Track Limits - Turn 15
18.35.03	20 F. FULIGNI	Lap Cancelled (2'07.378) - Exceeded Track Limits - Turn 15
18.36.29		2019 WorldSSP Tissot Superpole Award Winner: F.Caricasulo
18.37.12	3 R. DE ROSA	Technical Problem - Turn 10
18.37.22		End Of Session

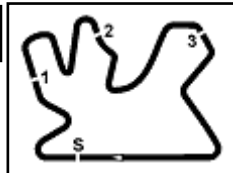
Fastest Laps Sequence

No.	Rider	Nat	Team	Bike	Local Time	Time	Gap	Avg
56	P. SEBESTYEN	HUN	CIA Landlord Insurance Honda	Honda CBR600RR	18:14'15.859	2'03.524		156,795
21	R. KRUMMENACHER	SUI	BARDAHL Evan Bros. WorldSSP Team	Yamaha YZF R6	18:14'15.865	2'02.167	-1.357	158,537
86	A. BADOVINI	ITA	Team Pedercini Racing	Kawasaki ZX-6R	18:14'33.091	2'02.017	-0.150	158,732
86	A. BADOVINI	ITA	Team Pedercini Racing	Kawasaki ZX-6R	18:16'34.881	2'01.790	-0.227	159,028
44	L. MAHIAS	FRA	Kawasaki Puccetti Racing	Kawasaki ZX-6R	18:17'13.785	2'01.774	-0.016	159,049
21	R. KRUMMENACHER	SUI	BARDAHL Evan Bros. WorldSSP Team	Yamaha YZF R6	18:28'24.278	2'01.493	-0.281	159,417
64	F. CARICASULO	ITA	BARDAHL Evan Bros. WorldSSP Team	Yamaha YZF R6	18:31'56.279	2'01.219	-0.274	159,777

Start 18:10 End 18:37 The results are provisional until the end of the time limit for protests and appeals and the completion of the technical checks.

These data/results cannot be reproduced, stored and/or transmitted in whole or in part by any manner of electronic, mechanical, photocopying, recording, broadcasting or otherwise now known or herein after developed without the previous express consent by the copyright owner, except for reproduction in daily press and regular printed publications on sale to the public within 60 days of the event related to those data/results and always provided that copyright symbol appears together as follows below.

© DORNA WSBK ORGANIZATION Srl 2019



Motul Qatar Round, 24-26 October 2019

Best Sectors & Speed Tissot Superpole

Losail International Circuit 5.380 m

BEST LAP

1	64 F. CARICASULO	Yamaha YZF R6	2'01.219
2	21 R. KRUMMENACHER	Yamaha YZF R6	2'01.493
3	16 J. CLUZEL	Yamaha YZF R6	2'01.652
4	94 C. PEROLARI	Yamaha YZF R6	2'01.729
5	44 L. MAHIAS	Kawasaki ZX-6R	2'01.769
6	78 H. OKUBO	Kawasaki ZX-6R	2'01.784
7	86 A. BADOVINI	Kawasaki ZX-6R	2'01.790
8	32 I. VINALES	Yamaha YZF R6	2'01.851
9	11 K. SMITH	Kawasaki ZX-6R	2'01.957
10	36 T. GRADINGER	Yamaha YZF R6	2'02.322
11	3 R. DE ROSA	MV Agusta F3 675	2'02.362
12	95 J. DANILO	Honda CBR600RR	2'03.022
13	29 S. AL SULAITI	Yamaha YZF R6	2'03.126
14	56 P. SEBESTYEN	Honda CBR600RR	2'03.141
15	20 F. FULIGNI	MV Agusta F3 675	2'03.257
16	30 G. VAN STRAALLEN	Kawasaki ZX-6R	2'03.269
17	31 D. VALLE	Yamaha YZF R6	2'03.397
18	4 C. STANGE	Honda CBR600RR	2'03.680
19	38 H. SOOMER	Honda CBR600RR	2'03.758
20	2 B. JONES	Yamaha YZF R6	2'04.306
21	74 J. VAN SIKKELERUS	Honda CBR600RR	2'04.525
22	47 R. HARTOG	Kawasaki ZX-6R	2'04.551
23	10 N. CALERO	Kawasaki ZX-6R	2'05.341
24	53 G. SCONZA	Honda CBR600RR	2'06.146
25	84 L. CRESSON	Yamaha YZF R6	

SPEED

1	56 P. SEBESTYEN	Honda CBR600RR	278,4
2	20 F. FULIGNI	MV Agusta F3 675	276,9
3	4 C. STANGE	Honda CBR600RR	276,9
4	31 D. VALLE	Yamaha YZF R6	276,9
5	64 F. CARICASULO	Yamaha YZF R6	274,8
6	3 R. DE ROSA	MV Agusta F3 675	274,1
7	21 R. KRUMMENACHER	Yamaha YZF R6	274,1
8	95 J. DANILO	Honda CBR600RR	273,4
9	74 J. VAN SIKKELERUS	Honda CBR600RR	272,7
10	78 H. OKUBO	Kawasaki ZX-6R	272,0
11	94 C. PEROLARI	Yamaha YZF R6	271,4
12	32 I. VINALES	Yamaha YZF R6	271,4
13	86 A. BADOVINI	Kawasaki ZX-6R	270,7
14	10 N. CALERO	Kawasaki ZX-6R	270,0
15	36 T. GRADINGER	Yamaha YZF R6	270,0
16	16 J. CLUZEL	Yamaha YZF R6	270,0
17	11 K. SMITH	Kawasaki ZX-6R	269,3
18	30 G. VAN STRAALLEN	Kawasaki ZX-6R	269,3
19	29 S. AL SULAITI	Yamaha YZF R6	268,7
20	44 L. MAHIAS	Kawasaki ZX-6R	267,3
21	2 B. JONES	Yamaha YZF R6	266,7
22	47 R. HARTOG	Kawasaki ZX-6R	265,4
23	38 H. SOOMER	Honda CBR600RR	264,7
24	53 G. SCONZA	Honda CBR600RR	263,4

SEG. 1

1	64 F. CARICASULO	26.368
2	21 R. KRUMMENACHER	26.457
3	86 A. BADOVINI	26.533
4	16 J. CLUZEL	26.535
5	3 R. DE ROSA	26.611
6	32 I. VINALES	26.615
7	94 C. PEROLARI	26.632
8	44 L. MAHIAS	26.641
9	11 K. SMITH	26.688
10	36 T. GRADINGER	26.700
11	78 H. OKUBO	26.755
12	4 C. STANGE	26.820
13	20 F. FULIGNI	26.835
14	95 J. DANILO	26.842
15	29 S. AL SULAITI	26.863
16	30 G. VAN STRAALLEN	26.882
17	31 D. VALLE	26.883
18	38 H. SOOMER	26.957
19	56 P. SEBESTYEN	26.966
20	2 B. JONES	27.131
21	47 R. HARTOG	27.197
22	74 J. VAN SIKKELERUS	27.206
23	10 N. CALERO	27.336
24	53 G. SCONZA	27.534

SEG. 2

1	44 L. MAHIAS	30.861
2	16 J. CLUZEL	31.059
3	78 H. OKUBO	31.062
4	64 F. CARICASULO	31.084
5	21 R. KRUMMENACHER	31.096
6	11 K. SMITH	31.121
7	32 I. VINALES	31.122
8	86 A. BADOVINI	31.160
9	94 C. PEROLARI	31.209
10	3 R. DE ROSA	31.296
11	36 T. GRADINGER	31.324
12	95 J. DANILO	31.471
13	29 S. AL SULAITI	31.503
14	38 H. SOOMER	31.507
15	20 F. FULIGNI	31.523
16	2 B. JONES	31.567
17	31 D. VALLE	31.603
18	56 P. SEBESTYEN	31.608
19	4 C. STANGE	31.614
20	30 G. VAN STRAALLEN	31.707
21	74 J. VAN SIKKELERUS	31.758
22	47 R. HARTOG	31.893
23	10 N. CALERO	32.025
24	53 G. SCONZA	32.373

SEG. 3

1	44 L. MAHIAS	29.485
2	94 C. PEROLARI	29.648
3	78 H. OKUBO	29.663
4	64 F. CARICASULO	29.667
5	32 I. VINALES	29.726
6	86 A. BADOVINI	29.728
7	16 J. CLUZEL	29.744
8	21 R. KRUMMENACHER	29.746
9	11 K. SMITH	29.795
10	36 T. GRADINGER	29.834
11	56 P. SEBESTYEN	29.851
12	3 R. DE ROSA	29.884
13	30 G. VAN STRAALLEN	29.885
14	95 J. DANILO	29.964
15	29 S. AL SULAITI	29.993
16	38 H. SOOMER	30.006
17	20 F. FULIGNI	30.048
18	4 C. STANGE	30.074
19	2 B. JONES	30.258
20	31 D. VALLE	30.340
21	74 J. VAN SIKKELERUS	30.505
22	47 R. HARTOG	30.529
23	10 N. CALERO	30.552
24	53 G. SCONZA	30.649

SEG. 4

1	64 F. CARICASULO	34.100
2	78 H. OKUBO	34.156
3	16 J. CLUZEL	34.183
4	21 R. KRUMMENACHER	34.194
5	86 A. BADOVINI	34.220
6	44 L. MAHIAS	34.228
7	94 C. PEROLARI	34.240
8	11 K. SMITH	34.353
9	32 I. VINALES	34.357
10	36 T. GRADINGER	34.370
11	56 P. SEBESTYEN	34.405
12	3 R. DE ROSA	34.412
13	4 C. STANGE	34.427
14	30 G. VAN STRAALLEN	34.448
15	95 J. DANILO	34.527
16	31 D. VALLE	34.557
17	29 S. AL SULAITI	34.633
18	38 H. SOOMER	34.801
19	20 F. FULIGNI	34.845
20	47 R. HARTOG	34.857
21	2 B. JONES	34.883
22	10 N. CALERO	34.932
23	74 J. VAN SIKKELERUS	34.949
24	53 G. SCONZA	35.296

25/10/2019

These data/results cannot be reproduced, stored and/or transmitted in whole or in part by any manner of electronic, mechanical, photocopying, recording, broadcasting or otherwise now known or herein after developed without the previous express consent by the copyright owner, except for reproduction in daily press and regular printed publications on sale to the public within 60 days of the event related to those data/results and always provided that copyright symbol appears together as follows below.

© DORNA WSBK ORGANIZATION Srl 2019

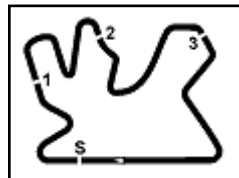
FICR PERUGIA TIMING



Official Tyre Supplier



Official Timekeeper



Motul Qatar Round, 24-26 October 2019

Ideal Times Tissot Superpole

Losail International Circuit 5.380 m

No.	Rider	Nat	Bike	Seg. 1	Seg. 2	Seg. 3	Seg. 4	Ideal Time		
				Diff. 1	Diff. 2	Diff. 3	Diff. 4	Best Lap	Pos.	Diff.
1	44 L. MAHIAS	FRA	Kawasaki ZX-6R	26.641 +0.126	30.861 +0.277	29.485 +0.057	34.228 +0.094	2'01.215 2'01.769	5	0.554
2	64 F. CARICASULO	ITA	Yamaha YZF R6	26.368	31.084	29.667	34.100	2'01.219 2'01.219	1	
3	21 R. KRUMMENACHER	SUI	Yamaha YZF R6	26.457	31.096	29.746	34.194	2'01.493 2'01.493	2	
4	16 J. CLUZEL	FRA	Yamaha YZF R6	26.535	31.059	29.744 +0.112	34.183 +0.019	2'01.521 2'01.652	3	0.131
5	78 H. OKUBO	JPN	Kawasaki ZX-6R	26.755	31.062 +0.136	29.663 +0.012	34.156	2'01.636 2'01.784	6	0.148
6	86 A. BADOVINI	ITA	Kawasaki ZX-6R	26.533	31.160 +0.149	29.728	34.220	2'01.641 2'01.790	7	0.149
7	94 C. PEROLARI	FRA	Yamaha YZF R6	26.632	31.209	29.648	34.240	2'01.729 2'01.729	4	
8	32 I. VINALES	ESP	Yamaha YZF R6	26.615	31.122	29.726 +0.002	34.357 +0.029	2'01.820 2'01.851	8	0.031
9	11 K. SMITH	GBR	Kawasaki ZX-6R	26.688	31.121	29.795	34.353	2'01.957 2'01.957	9	
10	3 R. DE ROSA	ITA	MV Agusta F3 675	26.611 +0.041	31.296 +0.079	29.884 +0.039	34.412	2'02.203 2'02.362	11	0.159
11	36 T. GRADINGER	AUT	Yamaha YZF R6	26.700 +0.094	31.324	29.834	34.370	2'02.228 2'02.322	10	0.094
12	95 J. DANILO	FRA	Honda CBR600RR	26.842 +0.056	31.471 +0.102	29.964 +0.060	34.527	2'02.804 2'03.022	12	0.218
13	56 P. SEBESTYEN	HUN	Honda CBR600RR	26.966 +0.056	31.608 +0.195	29.851 +0.052	34.405 +0.008	2'02.830 2'03.141	14	0.311
14	30 G. VAN STRAALEN	NED	Kawasaki ZX-6R	26.882 +0.170	31.707 +0.144	29.885 +0.033	34.448	2'02.922 2'03.269	16	0.347
15	4 C. STANGE	GER	Honda CBR600RR	26.820 +0.424	31.614 +0.172	30.074 +0.149	34.427	2'02.935 2'03.680	18	0.745
16	29 S. AL SULAITI	QAT	Yamaha YZF R6	26.863 +0.134	31.503	29.993	34.633	2'02.992 2'03.126	13	0.134
17	20 F. FULIGNI	ITA	MV Agusta F3 675	26.835	31.523	30.048	34.845 +0.006	2'03.251 2'03.257	15	0.006
18	38 H. SOOMER	EST	Honda CBR600RR	26.957 +0.179	31.507	30.006 +0.144	34.801 +0.164	2'03.271 2'03.758	19	0.487
19	31 D. VALLE	ESP	Yamaha YZF R6	26.883	31.603	30.340	34.557 +0.014	2'03.383 2'03.397	17	0.014
20	2 B. JONES	GBR	Yamaha YZF R6	27.131 +0.090	31.567	30.258 +0.061	34.883 +0.316	2'03.839 2'04.306	20	0.467
21	74 J. VAN SIKKELERUS	NED	Honda CBR600RR	27.206 +0.063	31.758	30.505 +0.044	34.949	2'04.418 2'04.525	21	0.107
22	47 R. HARTOG	NED	Kawasaki ZX-6R	27.197	31.893 +0.075	30.529	34.857	2'04.476 2'04.551	22	0.075
23	10 N. CALERO	ESP	Kawasaki ZX-6R	27.336	32.025	30.552 +0.099	34.932 +0.397	2'04.845 2'05.341	23	0.496
24	53 G. SCONZA	ITA	Honda CBR600RR	27.534 +0.211	32.373 +0.083	30.649	35.296	2'05.852 2'06.146	24	0.294
	84 L. CRESSON	BEL	Yamaha YZF R6	One or more sectors missing						
Overall Ideal Time				26.368	30.861	29.485	34.100	2'00.814		

25/10/2019

These data/results cannot be reproduced, stored and/or transmitted in whole or in part by any manner of electronic, mechanical, photocopying, recording, broadcasting or otherwise now known or herein after developed without the previous express consent by the copyright owner, except for reproduction in daily press and regular printed publications on sale to the public within 60 days of the event related to those data/results and always provided that copyright symbol appears together as follows below.

© DORNA WSBK ORGANIZATION Srl 2019

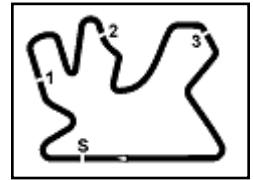
PIRELLI PERUGIA TIMING



Official Tyre Supplier



Official Timekeeper



Motul Qatar Round, 24-26 October 2019

Chronological Analysis Tissot Superpole

Losail International Circuit 5.380 m

3 / 3

3	27.344	32.310	30.400	35.179	2'05.233	264,7	18:14'29.513
4	27.026	32.229	30.082	34.936	2'04.273	264,1	18:16'33.786
5	26.966	31.757	30.322	5'03.218	6'32.263P	264,1	18:23'06.049
6	32.679	31.724	30.328	35.270	2'10.001P	146,7	18:25'16.050
7	27.136	31.507	30.150	34.965	2'03.758	262,8	18:27'19.808
8	26.957	31.576	30.296	34.978	2'03.807	262,1	18:29'23.615
9	26.992	31.619	30.006	35.186	2'03.803	262,1	18:31'27.418
10	27.893	41.114	42.737	36.299	2'28.043	261,5	18:33'55.461
11	27.199	31.547	30.212	34.801	2'03.759	261,5	18:35'59.220

24° 53 G. SCONZA (2'06.146)							
Lap	Seg.1	Seg.2	Seg.3	Seg.4	Lap Time	km/h	Local Time
1							18:09'51.512
2	45.345	33.456	31.456	35.780	2'26.037P	151,7	18:12'17.549
3	27.650	32.606	30.949	35.626	2'06.831	263,4	18:14'24.380
4	27.924	32.901	31.596	7'49.238	9'21.659P	259,0	18:23'46.039
5	54.139	35.042	31.902	35.747	2'36.830P	98,1	18:26'22.869
6	27.745	32.456	30.649	35.296	2'06.146	256,5	18:28'29.015
7	27.534	32.373	31.327	35.391	2'06.625	260,2	18:30'35.640
8	30.143	38.067	31.528	36.075	2'15.813	260,2	18:32'51.453
9	28.037	32.727	31.417	35.862	2'08.043	255,9	18:34'59.496
10	28.120	33.702	31.307	35.649	2'08.778	255,9	18:37'08.274

20° 2 B. JONES (2'04.306)							
Lap	Seg.1	Seg.2	Seg.3	Seg.4	Lap Time	km/h	Local Time
1							18:09'52.014
2	44.287	33.519	31.162	35.574	2'24.542P	146,9	18:12'16.556
3	27.561	31.812	30.406	34.883	2'04.662	266,7	18:14'21.218
4	27.131	31.834	30.379	35.234	2'04.578	265,4	18:16'25.796
5	27.337	32.113	30.470	35.186	2'05.106	259,6	18:18'30.902
6	29.606	32.252	30.867	4'18.445	5'51.170P	257,1	18:24'22.072
7	38.790	38.020	37.590	36.176	2'30.576P	114,8	18:26'52.648
8	27.221	31.567	30.319	35.199	2'04.306	258,4	18:28'56.954
9	27.578	31.689	30.258	35.105	2'04.630	259,6	18:31'01.584
10	33.906	35.669	36.280	37.971	2'23.826	257,1	18:33'25.410
11	27.368	31.953	30.590	35.557	2'05.468	253,5	18:35'30.878

21° 74 J. VAN SIKKELERUS (2'04.525)							
Lap	Seg.1	Seg.2	Seg.3	Seg.4	Lap Time	km/h	Local Time
1		33.285	31.166	35.626		147,5	18:12'17.575
2	27.206	32.292	30.593	35.085	2'05.176	269,3	18:14'22.751
3	27.379	32.146	30.525	35.275	2'05.325	272,7	18:16'28.076
4	27.960	34.150	31.312	5'14.129	6'47.551P	266,0	18:23'15.627
5	33.934	32.945	31.248	35.350	2'13.477P	148,1	18:25'29.104
6	27.595	37.761	30.993	35.248	2'11.597	262,8	18:27'40.701
7	27.269	31.758	30.549	34.949	2'04.525	265,4	18:29'45.226
8	30.259	32.173	31.012	41.002	2'14.446	263,4	18:31'59.672
9	27.347	32.023	30.573	35.114	2'05.057	263,4	18:34'04.729
10	27.359	32.412	30.505	35.498	2'05.774	263,4	18:36'10.503

22° 47 R. HARTOG (2'04.551)							
Lap	Seg.1	Seg.2	Seg.3	Seg.4	Lap Time	km/h	Local Time
1							18:10'40.427
2	39.559	34.614	31.221	35.403	2'20.797P	126,3	18:13'01.224
3	27.491	32.233	30.687	35.017	2'05.428	262,8	18:15'06.652
4	27.470	33.818	33.915	35.216	2'10.419	262,8	18:17'17.071
5	27.197	31.968	30.529	34.857	2'04.551	263,4	18:19'21.622
6	30.806	34.745	33.395	3'19.099	4'58.045P	264,1	18:24'19.667
7	35.948	33.203	31.291	35.342	2'15.784P	117,3	18:26'35.451
8	27.578	32.393	30.894	35.267	2'06.132	262,8	18:28'41.583
9	27.222	32.003	30.650	35.454	2'05.329	263,4	18:30'46.912
10	27.317	31.893	31.496	35.525	2'06.231	264,1	18:32'53.143
11	27.297	35.195	30.923	35.339	2'08.754	265,4	18:35'01.897

23° 10 N. CALERO (2'05.341)							
Lap	Seg.1	Seg.2	Seg.3	Seg.4	Lap Time	km/h	Local Time
1							18:09'46.468
2	50.713	33.348	31.116	35.238	2'30.415P	149,4	18:12'16.883
3	27.548	32.420	30.580	35.156	2'05.704	270,0	18:14'22.587
4	28.192	32.173	30.596	35.100	2'06.061	266,7	18:16'28.648
5	27.424	32.649			2'11.677C	265,4	18:18'40.325
6	27.366	32.568	31.590	4'11.372	5'42.896P	267,3	18:24'23.221
7	36.558	37.895	36.571	34.932	2'25.956P	133,3	18:26'49.177
8	27.336	32.025	30.651	35.329	2'05.341	265,4	18:28'54.518
9	30.274	32.165	30.552	35.160	2'08.151	261,5	18:31'02.669
10	28.281	35.729	35.291	43.841	2'23.142	264,1	18:33'25.811

25/10/2019 P = Pits In/Out - C = Lap Time Cancelled

These data/results cannot be reproduced, stored and/or transmitted in whole or in part by any manner of electronic, mechanical, photocopying, recording, broadcasting or otherwise now known or herein after developed without the previous express consent by the copyright owner, except for reproduction in daily press and regular printed publications on sale to the public within 60 days of the event related to those data/results and always provided that copyright symbol appears together as follows below.

© DORNA WSBK ORGANIZATION Srl 2019

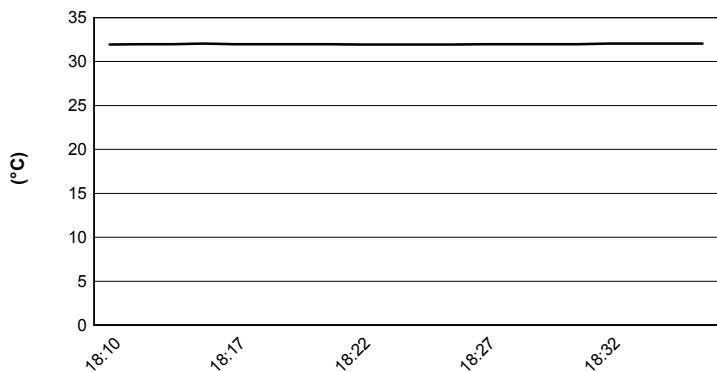
Motul Qatar Round, 24-26 October 2019

Weather Report Tissot Superpole

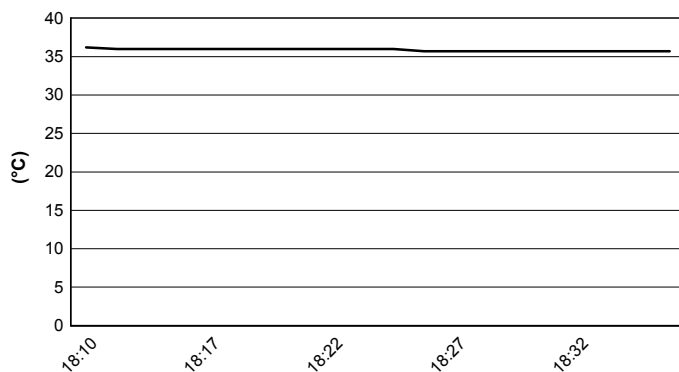
Session started 18:10 - Session ended 18:37

Losail International Circuit 5.380 m

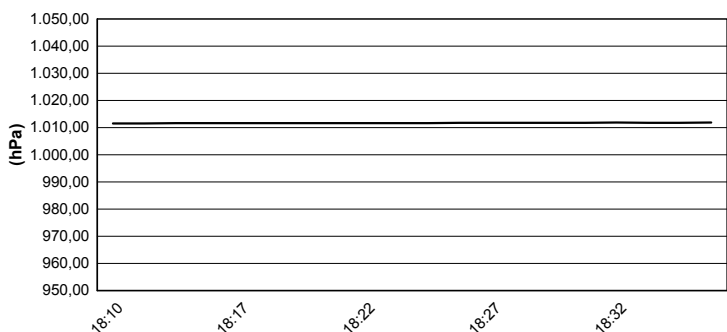
Air Temperature



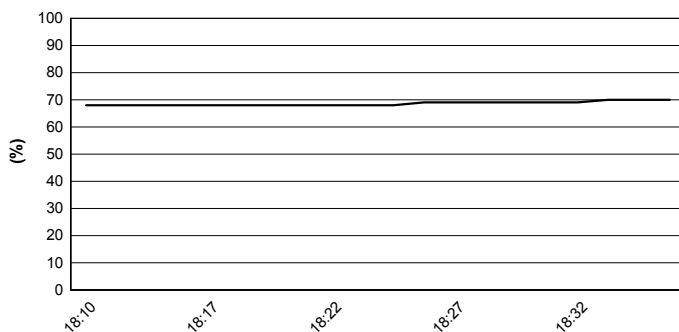
Track Temperature



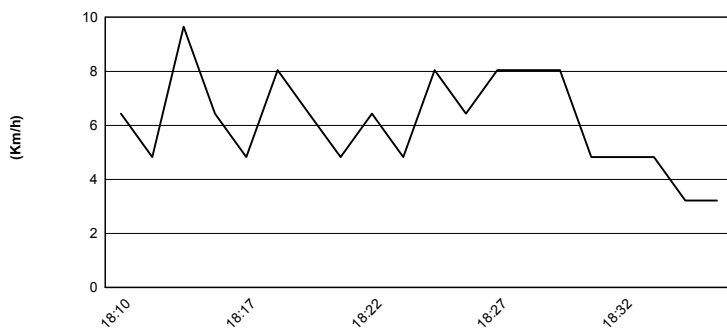
Air Pressure



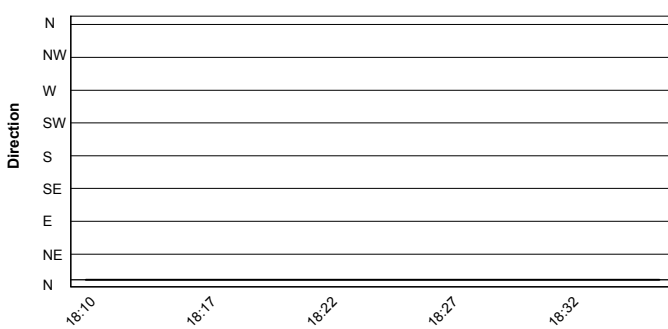
Humidity



Wind Speed



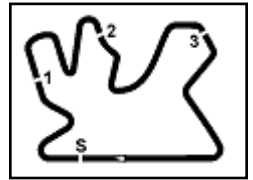
Wind Direction



25/10/2019

These data/results cannot be reproduced, stored and/or transmitted in whole or in part by any manner of electronic, mechanical, photocopying, recording, broadcasting or otherwise now known or herein after developed without the previous express consent by the copyright owner, except for reproduction in daily press and regular printed publications on sale to the public within 60 days of the event related to those data/results and always provided that copyright symbol appears together as follows below.

© DORNA WSBK ORGANIZATION Srl 2019



Losail International Circuit 5.380 m

Motul Qatar Round, 24-26 October 2019

Provisional Starting Grid

15 Laps x 5,380 km = 80,700 km

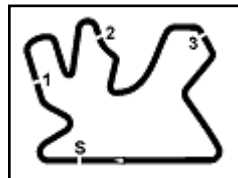
1	64 CARICASULO F. Yamaha 2'01.219	2	21 KRUMMENACHER R. Yamaha 2'01.493	3	16 CLUZEL J. Yamaha 2'01.652
2	94 PEROLARI C. Yamaha 2'01.729	5	44 MAHIAS L. Kawasaki 2'01.769	6	78 OKUBO H. Kawasaki 2'01.784
3	86 BADOVINI A. Kawasaki 2'01.790	8	32 VINALES I. Yamaha 2'01.851	9	11 SMITH K. Kawasaki 2'01.957
4	36 GRADINGER T. Yamaha 2'02.322	11	3 DE ROSA R. MV Agusta 2'02.362	12	95 DANILO J. Honda 2'03.022
5	29 AL SULAITI S. Yamaha 2'03.126	14	56 SEBESTYEN P. Honda 2'03.141	15	20 FULIGNI F. MV Agusta 2'03.257
6	30 VAN STRAALLEN G. Kawasaki 2'03.269	17	31 VALLE D. Yamaha 2'03.397	18	4 STANGE C. Honda 2'03.680
7	38 SOOMER H. Honda 2'03.758	20	2 JONES B. Yamaha 2'04.306	21	74 VAN SIKKELERUS J Honda 2'04.525
8	47 HARTOG R. Kawasaki 2'04.551	23	10 CALERO N. Kawasaki 2'05.341	24	53 SCONZA G. Honda 2'06.146
9	84 CRESSON L. Yamaha				

N.84 (Cresson L.) is allowed to start the race according to Art. 1.15.6 (FPs)

25/10/2019 The Race Director

These data/results cannot be reproduced, stored and/or transmitted in whole or in part by any manner of electronic, mechanical, photocopying, recording, broadcasting or otherwise now known or herein after developed without the previous express consent by the copyright owner, except for reproduction in daily press and regular printed publications on sale to the public within 60 days of the event related to those data/results and always provided that copyright symbol appears together as follows below.

© DORNA WSBK ORGANIZATION Srl 2019



Motul Qatar Round, 24-26 October 2019

Superpole Ranking

	2016	2017	2018	2019
01 Phillip Island Grand Prix Circuit	Sofuoglu (Tur) Kaw 1'33.142 (171,8 Km/h)	Jacobsen (Usa) MvA 1'33.128 (171,8 Km/h)	Mahias (Fra) Yam 1'33.160 (171,8 Km/h)	Caricasulo (Ita) Yam 1'32.604 (172,8 Km/h)
02 Chang International Circuit	Cluzel (Fra) MvA 1'38.383 (166,6 Km/h)	Cluzel (Fra) Hon 1'37.683 (167,8 Km/h)	Mahias (Fra) Yam 1'36.738 (169,5 Km/h)	Cluzel (Fra) Yam 1'36.826 (169,3 Km/h)
03 Motorland Aragon	Sofuoglu (Tur) Kaw 1'54.000 (160,3 Km/h)	Jacobsen (Usa) MvA 1'54.948 (159,0 Km/h)	Cortese (Ger) Yam 1'53.567 (160,9 Km/h)	Gradinger (Aut) Yam 1'53.972 (160,4 Km/h)
04 TT Circuit Assen	Krummenacher (Sui) Kaw 1'39.300 (164,7 Km/h)	Sofuoglu (Tur) Kaw 1'37.805 (167,2 Km/h)	Cortese (Ger) Yam 1'37.799 (167,2 Km/h)	Krummenacher (Sui) Yam 1'38.010 (166,8 Km/h)
05 Autodromo Internazionale Enzo e Dino	Cluzel (Fra) MvA 1'51.132 (159,8 Km/h)	Jacobsen (Usa) MvA 1'51.611 (159,1 Km/h)	Mahias (Fra) Yam 1'53.042 (157,1 Km/h)	Krummenacher (Sui) Yam 1'50.239 (161,1 Km/h)
06 Circuito de Jerez Ángel Nieto	Sofuoglu (Tur) Kaw 1'42.969 (154,6 Km/h)	Caricasulo (Ita) Yam 1'43.285 (154,2 Km/h)		Krummenacher (Sui) Yam 1'41.775 (156,5 Km/h)
07 Misano World Circuit "Marco Simoncelli"	Caricasulo (Ita) Hon 1'38.097 (149,0 Km/h)	Sofuoglu (Tur) Kaw 1'38.672 (148,1 Km/h)	Caricasulo (Ita) Yam 1'37.694 (149,6 Km/h)	Mahias (Fra) Kaw 1'38.909 (147,8 Km/h)
08 Donington Park	Sofuoglu (Tur) Kaw 1'30.298 (160,3 Km/h)	Sofuoglu (Tur) Kaw 1'30.904 (159,2 Km/h)	Cluzel (Fra) Yam 1'30.270 (160,3 Km/h)	Caricasulo (Ita) Yam 1'31.092 (158,9 Km/h)
09 Autódromo Internacional do Algarve		Sofuoglu (Tur) Kaw 1'45.541 (156,6 Km/h)	Mahias (Fra) Yam 1'44.588 (158,1 Km/h)	Caricasulo (Ita) Yam 1'44.220 (158,6 Km/h)
10 Circuit de Nevers Magny-Cours	Sofuoglu (Tur) Kaw 1'55.461 (137,5 Km/h)	Tuuli (Fin) Yam 1'43.833 (152,9 Km/h)	Caricasulo (Ita) Yam 1'40.416 (158,1 Km/h)	Smith (Gbr) Kaw 1'56.287 (136,6 Km/h)
11 Circuit San Juan Villicum			Mahias (Fra) Yam 1'43.026 (149,4 Km/h)	Perolari (Fra) Yam 1'45.993 (145,2 Km/h)
12 Losail International Circuit	Stapleford (Gbr) Tri 2'01.621 (159,2 Km/h)	Mahias (Fra) Yam 2'00.738 (160,4 Km/h)	Mahias (Fra) Yam 2'00.461 (160,8 Km/h)	Caricasulo (Ita) Yam 2'01.219 (159,8 Km/h)

2019

- 4 F. Caricasulo
- 3 R. Krummenacher
- 1 C. Perolari
- 1 T. Gradinger
- 1 L. Mahias
- 1 J. Cluzel
- 1 K. Smith

ALL TIMES

- | | | |
|-------------------|-------------------|-------------------|
| 34 K. Sofuoglu | 3 R. Xaus | 1 C. Kellner |
| 22 S. Charpentier | 3 I. MacPherson | 1 B. MacLeod |
| 21 J. Cluzel | 3 A. Pitt | 1 J. Vd Goorbergh |
| 17 B. Parkes | 3 K. Curtain | 1 S. Sanna |
| 15 K. Muggeridge | 3 D. Salom | 1 M. Fabrizio |
| 14 F. Foret | 3 S. Cortese | 1 C. Jones |
| 14 S. Lowes | 2 P. Bontempi | 1 S. Morais |
| 10 C. Crutchlow | 2 V. Guareschi | 1 K. Smith |
| 8 L. Mahias | 2 J. Teuchert | 1 K. Coghlan |
| 8 F. Caricasulo | 2 M. Lagrive | 1 C. Davies |
| 6 S. Chambon | 2 L. Scassa | 1 F. Marino |
| 6 E. Laverty | 2 J. Lascorz | 1 L. Stapleford |
| 5 P. Casoli | 2 M. Pirro | 1 N. Tuuli |
| 5 K. Fujiwara | 2 M. van der Mark | 1 T. Gradinger |
| 5 C. Vermeulen | 1 J. Whitham | 1 C. Perolari |
| 5 P. Jacobsen | 1 M. Meregalli | |
| 4 R. Krummenacher | 1 P. Riba | |

25/10/2019

These data/results cannot be reproduced, stored and/or transmitted in whole or in part by any manner of electronic, mechanical, photocopying, recording, broadcasting or otherwise now known or herein after developed without the previous express consent by the copyright owner, except for reproduction in daily press and regular printed publications on sale to the public within 60 days of the event related to those data/results and always provided that copyright symbol appears together as follows below.

© DORNA WSBK ORGANIZATION Srl 2019

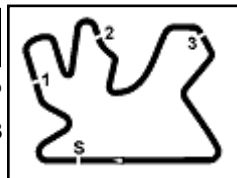
FICR PERUGIA TIMING



Official Tyre Supplier



Official Timekeeper



Motul Qatar Round, 24-26 October 2019

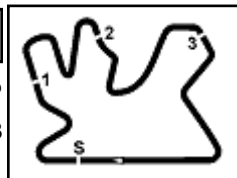
Tissot Superpole Award

	Points	Points From First	Points From Previous	February 24	March 17	April 7	April 14	May 12	June 9	June 23	July 7	September 8	September 29	October 13	October 26				
				PHILLIP ISLAND	BURIRAM	ARAGON	ASSEN	IMOLA	JEREZ	MISANO	DONINGTON PARK	PORTIMAO	MAGNY COURS	SAN JUAN	LOSAIL				
1 CARICASULO Federico (ITA)	108			12	7	9	9	9	9	9	12	12	6	2	12				
2 KRUMMENACHER Randy (SUI)	94	14		9	9	7	12	12	12	7		9	4	4	9				
3 CLUZEL Jules (FRA)	74	34	20	7	12	6	4	7	2	5	6	2	9	7	7				
4 MAHIAS Lucas (FRA)	60	48	14	1	1	3	2	3	7	12	9	7	5	5	5				
5 DE ROSA Raffaele (ITA)	45	63	15	6	5	4	7	4	5	2	7	5							
6 OKUBO Hikari (JPN)	37	71	8	2	6	1	5	5	4	1	3	3	3		4				
7 GRADINGER Thomas (AUT)	34	74	3	4	3	12	3	6	6										
8 BADOVINI Ayrtton (ITA)	32	76	2					2	3		4	4	7	9	3				
9 VINALES Isaac (ESP)	27	81	5		4	5			1	3	2	6	1	3	2				
10 PEROLARI Corentin (FRA)	23	85	4			2	1						2	12	6				
11 SMITH Kyle (GBR)	20	88	3									1	12	6	1				
12 SOOMER Hannes (EST)	13	95	7				6			6	1								
13 JONES Brad (GBR)	5	103	8								5								
14 FULIGNI Federico (ITA)	5	103	0	5															
15 BARBERA Hector (ESP)	5	103	0	3	2														
16 OTTAVIANI Luca (ITA)	4	104	1							4									
17 STANGE Christian (GER)	1	107	3											1					
18 ROCCOLI Massimo (ITA)	1	107	0					1											

25/10/2019 Odd points columns: Tissot Superpole Even points columns: Tissot Superpole Race

These data/results cannot be reproduced, stored and/or transmitted in whole or in part by any manner of electronic, mechanical, photocopying, recording, broadcasting or otherwise now known or herein after developed without the previous express consent by the copyright owner, except for reproduction in daily press and regular printed publications on sale to the public within 60 days of the event related to those data/results and always provided that copyright symbol appears together as follows below.

© DORNA WSBK ORGANIZATION Srl 2019



Motul Qatar Round, 24-26 October 2019

Best Laps & Speeds

No.	Rider Bike	Nat	Best Lap		FP1		FP2		FP3		SP	
			LL	SPD	LL	SPD	LL	SPD	LL	SPD	LL	SPD
1	64 F. CARICASULO Yamaha YZF R6	ITA	2'01.219 51 274,8		2'03.064 17 272,7		2'02.260 18 272,0		2'02.319 6 274,1		2'01.219 10 274,8	
2	21 R. KRUMMENACHER Yamaha YZF R6	SUI	2'01.493 45 276,9		2'03.108 14 273,4		2'02.390 12 270,0		2'02.706 10 276,9		2'01.493 9 274,1	
3	16 J. CLUZEL Yamaha YZF R6	FRA	2'01.518 50 275,5		2'02.610 14 272,0		2'01.518 17 275,5		2'02.885 9 272,0		2'01.652 10 270,0	
4	94 C. PEROLARI Yamaha YZF R6	FRA	2'01.729 50 272,7		2'02.941 15 270,0		2'02.505 16 270,6		2'03.103 10 272,7		2'01.729 9 271,3	
5	44 L. MAHIAS Kawasaki ZX-6R	FRA	2'01.769 48 271,3		2'02.828 15 271,3		2'02.462 17 264,0		2'02.267 7 267,9		2'01.769 9 267,3	
6	78 H. OKUBO Kawasaki ZX-6R	JPN	2'01.784 52 273,4		2'03.309 15 271,3		2'03.107 20 270,6		2'02.646 7 273,4		2'01.784 10 272,0	
7	86 A. BADOVINI Kawasaki ZX-6R	ITA	2'01.790 42 274,1		2'03.236 12 267,9		2'02.264 14 265,3		2'02.693 8 274,1		2'01.790 8 270,6	
8	32 I. VINALES Yamaha YZF R6	ESP	2'01.851 51 272,0		2'03.904 18 265,3		2'02.335 15 268,6		2'03.098 8 272,0		2'01.851 10 271,3	
9	11 K. SMITH Kawasaki ZX-6R	GBR	2'01.957 48 270,6		2'02.845 15 270,6		2'02.803 17 267,3		2'03.267 6 266,6		2'01.957 10 269,3	
10	36 T. GRADINGER Yamaha YZF R6	AUT	2'02.322 43 272,0		2'04.335 16 270,0		2'03.661 8 267,9		2'03.642 9 272,0		2'02.322 10 270,0	
11	3 R. DE ROSA MV Agusta F3 675	ITA	2'02.341 51 274,1		2'04.026 17 267,9		2'02.427 15 268,6		2'02.341 10 274,1		2'02.362 9 274,1	
12	95 J. DANILO Honda CBR600RR	FRA	2'03.022 50 275,5		2'05.182 15 270,6		2'03.622 15 275,5		2'04.104 10 273,4		2'03.022 10 273,4	
13	56 P. SEBESTYEN Honda CBR600RR	HUN	2'03.038 42 278,3		2'04.745 8 265,3		2'03.038 15 270,0		2'03.417 10 272,7		2'03.141 9 278,3	
14	29 S. AL SULAITI Yamaha YZF R6	QAT	2'03.126 46 269,3		2'04.085 13 260,8		2'03.951 15 260,8		2'03.518 8 269,3		2'03.126 10 268,6	
15	20 F. FULIGNI MV Agusta F3 675	ITA	2'03.257 45 276,9		2'05.638 17 268,6		2'04.793 16 265,3		2'04.614 3 272,7		2'03.257 9 276,9	
16	30 G. VAN STRAALEN Kawasaki ZX-6R	NED	2'03.269 52 273,4		2'04.919 17 267,9		2'04.101 16 271,3		2'03.794 10 273,4		2'03.269 9 269,3	
17	31 D. VALLE Yamaha YZF R6	ESP	2'03.397 50 276,9		2'05.585 15 270,0		2'04.901 15 271,3		2'04.351 9 272,7		2'03.397 11 276,9	
18	38 H. SOOMER Honda CBR600RR	EST	2'03.514 52 271,3		2'04.092 17 266,6		2'03.514 15 269,3		2'04.096 10 271,3		2'03.758 10 264,7	
19	4 C. STANGE Honda CBR600RR	GER	2'03.516 49 276,9		2'04.792 15 262,1		2'03.516 15 268,6		2'04.693 8 273,4		2'03.680 11 276,9	
20	2 B. JONES Yamaha YZF R6	GBR	2'04.306 53 269,3		2'06.780 17 259,6		2'05.743 16 263,4		2'04.735 10 269,3		2'04.306 10 266,6	
21	74 J. VAN SIKKELERUS Honda CBR600RR	NED	2'04.525 49 272,7		2'07.091 15 266,0		2'04.689 16 266,0		2'05.808 9 272,7		2'04.525 9 272,7	
22	47 R. HARTOG Kawasaki ZX-6R	NED	2'04.551 50 269,3		2'06.377 15 269,3		2'05.138 16 266,6		2'05.173 9 267,3		2'04.551 10 265,3	
23	10 N. CALERO Kawasaki ZX-6R	ESP	2'04.926 46 274,8		2'06.018 12 264,7		2'04.926 15 274,8		2'05.028 9 269,3		2'05.341 10 270,0	
24	84 L. CRESSON Yamaha YZF R6	BEL	2'06.085 10 270,6		2'06.085 10 270,6							
25	53 G. SCONZA Honda CBR600RR	ITA	2'06.146 47 266,6		2'10.245 15 260,8		2'07.998 15 266,6		2'07.341 8 266,6		2'06.146 9 263,4	

25/10/2019

These data/results cannot be reproduced, stored and/or transmitted in whole or in part by any manner of electronic, mechanical, photocopying, recording, broadcasting or otherwise now known or herein after developed without the previous express consent by the copyright owner, except for reproduction in daily press and regular printed publications on sale to the public within 60 days of the event related to those data/results and always provided that copyright symbol appears together as follows below.

© DORNA WSBK ORGANIZATION Srl 2019

FICR PERUGIA TIMING



Official Tyre Supplier



Official Timekeeper