

Motul Qatar Round, 24-26 October 2019

## Results Tissot Superpole

Losail International Circuit 5.380 m

1 / 2

No.	Rider	Nat	Team	Bike	Time	Gap	Rel.	Laps	Speed	
									Avg	Max
1	1 A. CARRASCO	ESP	Kawasaki Provec WorldSSP300	Kawasaki Ninja 400	<b>2'14.139</b>			9	144,388	<b>201,9</b>
2	88 B. IERACI	ITA	Kawasaki GP Project	Kawasaki Ninja 400	<b>2'14.505</b>	0.366	0.366	8	143,995	<b>212,2</b>
3	71 T. EDWARDS	AUS	Kawasaki ParkinGO Team	Kawasaki Ninja 400	<b>2'14.674</b>	0.535	0.169	9	143,814	<b>206,5</b>
4	18 M. GONZALEZ	ESP	Kawasaki ParkinGO Team	Kawasaki Ninja 400	<b>2'14.723</b>	0.584	0.049	8	143,762	<b>203,8</b>
5	55 G. HENDRA PRATAMA	INA	Semakin Di Depan Biblion Motoxrcing	Yamaha YZF-R3	<b>2'14.776</b>	0.637	0.053	7	143,705	<b>209,3</b>
6	69 J. BUIS	NED	MTM Racing Team	Kawasaki Ninja 400	<b>2'14.874</b>	0.735	0.098	8	143,601	<b>205,3</b>
7	42 M. GARCIA	ESP	DS Junior Team	Kawasaki Ninja 400	<b>2'14.883</b>	0.744	0.009	7	143,591	<b>205,7</b>
8	95 S. DEROUE	NED	Kawasaki MOTOPOST	Kawasaki Ninja 400	<b>2'14.892</b>	0.753	0.009	8	143,582	<b>207,3</b>
9	52 O. KÖNIG	CZE	Freudenberg KTM WorldSSP Team	KTM RC 390 R	<b>2'14.916</b>	0.777	0.024	8	143,556	<b>204,2</b>
10	72 V. STEEMAN	NED	Freudenberg KTM Junior Team	KTM RC 390 R	<b>2'14.927</b>	0.788	0.011	9	143,544	<b>210,1</b>
11	64 H. DE CANCELLIS	FRA	Team Trasimeno Yamaha	Yamaha YZF-R3	<b>2'15.333</b>	1.194	0.406	8	143,114	<b>201,5</b>
12	25 A. VERDOÏA	FRA	BCD Yamaha MS Racing	Yamaha YZF-R3	<b>2'15.485</b>	1.346	0.152	8	142,953	<b>208,1</b>
13	41 J. JAHNIG	GER	Freudenberg KTM Junior Team	KTM RC 390 R	<b>2'15.566</b>	1.427	0.081	7	142,868	<b>208,5</b>
14	10 U. ORRADRE	ESP	BCD Yamaha MS Racing	Yamaha YZF-R3	<b>2'15.596</b>	1.457	0.030	8	142,836	<b>208,1</b>
15	22 N. KALININ	UKR	Nutec - RT Motorsports by SKM - Kawasaki	Kawasaki Ninja 400	<b>2'15.689</b>	1.550	0.093	8	142,738	<b>208,5</b>
16	17 K. MEUFFELS	NED	Kawasaki MOTOPOST	Kawasaki Ninja 400	<b>2'15.706</b>	1.567	0.017	8	142,720	<b>204,5</b>
17	28 O. BONOLI	ITA	Team Trasimeno Yamaha	Yamaha YZF-R3	<b>2'15.749</b>	1.610	0.043	8	142,675	<b>204,9</b>
18	36 B. NEILA	ESP	BCD Yamaha MS Racing	Yamaha YZF-R3	<b>2'15.771</b>	1.632	0.022	8	142,652	<b>206,1</b>
19	66 D. OTTEN	NED	MTM Racing Team	Kawasaki Ninja 400	<b>2'15.859</b>	1.720	0.088	7	142,560	<b>204,5</b>
20	27 F. ROVELLI	ITA	Kawasaki ParkinGO Team	Kawasaki Ninja 400	<b>2'16.013</b>	1.874	0.154	9	142,398	<b>205,3</b>
21	23 P. GIACOMINI	ITA	Kawasaki GP Project	Kawasaki Ninja 400	<b>2'16.405</b>	2.266	0.392	5	141,989	<b>199,6</b>
22	45 M. FAEROZI T.	INA	Semakin Di Depan Biblion Motoxrcing	Yamaha YZF-R3	<b>2'16.411</b>	2.272	0.006	6	141,983	<b>200,4</b>
23	85 K. SABATUCCI	ITA	Team Trasimeno Yamaha	Yamaha YZF-R3	<b>2'16.436</b>	2.297	0.025	8	141,957	<b>209,3</b>
24	46 S. DI SORA	FRA	Flembo Leader Team	Kawasaki Ninja 400	<b>2'16.568</b>	2.429	0.132	9	141,819	<b>205,7</b>
25	97 M. KAPPLER	GER	Freudenberg KTM WorldSSP Team	KTM RC 390 R	<b>2'16.578</b>	2.439	0.010	9	141,809	<b>210,1</b>
26	61 Y. OKAYA	JPN	DS Junior Team	Kawasaki Ninja 400	<b>2'16.764</b>	2.625	0.186	7	141,616	<b>209,7</b>
27	39 J. PEREZ GONZALEZ	ESP	DS Junior Team	Kawasaki Ninja 400	<b>2'17.038</b>	2.899	0.274	4	141,333	<b>196,4</b>
28	84 K. ALOISI	ITA	DS Junior Team	Kawasaki Ninja 400	<b>2'18.384</b>	4.245	1.346	7	139,958	<b>203,8</b>
29	90 D. DANIELS	USA	BCD Yamaha MS Racing	Yamaha YZF-R3	<b>2'20.932</b>	6.793	2.548	6	137,428	

AIR	Humidity:	70%	Temp:	31°C
TRACK	Condition:	Dry	Temp:	35°C

25/10/2019 Start 18:50 End 19:12 The results are provisional until the end of the time limit for protests and appeals and the completion of the technical checks.

These data/results cannot be reproduced, stored and/or transmitted in whole or in part by any manner of electronic, mechanical, photocopying, recording, broadcasting or otherwise now known or herein after developed without the previous express consent by the copyright owner, except for reproduction in daily press and regular printed publications on sale to the public within 60 days of the event related to those data/results and always provided that copyright symbol appears together as follows below.

© DORNA WSBK ORGANIZATION Srl 2019



Official Fuel Supplier

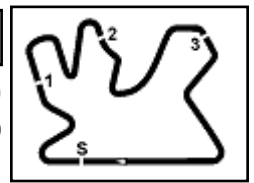


PIRELLI

Official Tyre Supplier



Official Timekeeper



## Motul Qatar Round, 24-26 October 2019

### Results Tissot Superpole

#### Session Highlights

Local Time	No. Rider	Description
18.45.03	39 J. PEREZ GONZALEZ	is NOT allowed to do the first 10 mins of the SP (art.1.21.22)
18.50.00		Start
18.52.01		WorldSSP Works on bikes are allowed
18.53.32	23 P. GIACOMINI	Crashed - Turn 5
18.55.14	23 P. GIACOMINI	Re-joined
18.55.25	42 M. GARCIA	Crashed - Turn 2
18.55.39	42 M. GARCIA	Re-joined
18.56.12	41 J. JAHNIG	Current Lap Cancelled - Exceeded Track Limits - Turn 3
18.58.17	64 H. DE CANCELLIS	Current Lap Cancelled - Exceeded Track Limits - Turn 3
19.00.02	39 J. PEREZ GONZALEZ	Allowed to start the practice
19.05.44	64 H. DE CANCELLIS	Lap Cancelled (3'14.406) - Exceeded Track Limits - Turn 15
19.07.25	39 J. PEREZ GONZALEZ	Current Lap Cancelled - Exceeded Track Limits - Turn 3
19.08.45	61 Y. OKAYA	Crashed - Turn 10
19.09.04	41 J. JAHNIG	Crashed - Turn 6
19.09.04	84 K. ALOISI	Crashed - Turn 6
19.10.03	45 M. FAEROZI T.	Crashed - Turn 10
19.10.03	46 S. DI SORA	Crashed - Turn 10
19.10.23	41 J. JAHNIG	Re-joined
19.10.47	90 D. DANIELS	Crashed - Turn 16
19.10.54	46 S. DI SORA	Re-joined
19.10.59	45 M. FAEROZI T.	Re-joined
19.11.44		2019 WorldSSP300 Tissot Superpole Award Winner: M.Gonzalez
19.12.09		End Of Session

#### Fastest Laps Sequence

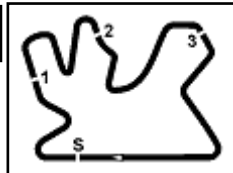
No.	Rider	Nat	Team	Bike	Local Time	Time	Gap	Avg
1	A. CARRASCO	ESP	Kawasaki Provec WorldSSP300	Kawasaki Ninja 400	18:54'37.755	<b>2'15.099</b>		143,362
88	B. IERACI	ITA	Kawasaki GP Project	Kawasaki Ninja 400	18:54'42.790	<b>2'14.505</b>	-0.594	143,995
1	A. CARRASCO	ESP	Kawasaki Provec WorldSSP300	Kawasaki Ninja 400	18:56'51.894	<b>2'14.139</b>	-0.366	144,388

Start 18:50 End 19:12 The results are provisional until the end of the time limit for protests and appeals and the completion of the technical checks.

These data/results cannot be reproduced, stored and/or transmitted in whole or in part by any manner of electronic, mechanical, photocopying, recording, broadcasting or otherwise now known or herein after developed without the previous express consent by the copyright owner, except for reproduction in daily press and regular printed publications on sale to the public within 60 days of the event related to those data/results and always provided that copyright symbol appears together as follows below.

© DORNA WSBK ORGANIZATION Srl 2019





## Motul Qatar Round, 24-26 October 2019

### Best Sectors & Speed Tissot Superpole

Losail International Circuit 5.380 m

BEST LAP		
1	1 A. CARRASCO	Kawasaki Ninja 400 2'14.139
2	88 B. IERACI	Kawasaki Ninja 400 2'14.505
3	71 T. EDWARDS	Kawasaki Ninja 400 2'14.674
4	18 M. GONZALEZ	Kawasaki Ninja 400 2'14.723
5	55 G. HENDRA PRATAMA	Yamaha YZF-R3 2'14.776
6	69 J. BUIS	Kawasaki Ninja 400 2'14.874
7	42 M. GARCIA	Kawasaki Ninja 400 2'14.883
8	95 S. DEROUE	Kawasaki Ninja 400 2'14.892
9	52 O. KÖNIG	KTM RC 390 R 2'14.916
10	72 V. STEEMAN	KTM RC 390 R 2'14.927
11	64 H. DE CANCELLIS	Yamaha YZF-R3 2'15.333
12	25 A. VERDOÏA	Yamaha YZF-R3 2'15.485
13	41 J. JAHNIG	KTM RC 390 R 2'15.566
14	10 U. ORRADRE	Yamaha YZF-R3 2'15.596
15	22 N. KALININ	Kawasaki Ninja 400 2'15.689
16	17 K. MEUFFELS	Kawasaki Ninja 400 2'15.706
17	28 O. BONOLI	Yamaha YZF-R3 2'15.749
18	36 B. NEILA	Yamaha YZF-R3 2'15.771
19	66 D. OTTEN	Kawasaki Ninja 400 2'15.859
20	27 F. ROVELLI	Kawasaki Ninja 400 2'16.013
21	23 P. GIACOMINI	Kawasaki Ninja 400 2'16.405
22	45 M. FAEROZI T.	Yamaha YZF-R3 2'16.411
23	85 K. SABATUCCI	Yamaha YZF-R3 2'16.436
24	46 S. DI SORA	Kawasaki Ninja 400 2'16.568
25	97 M. KAPPLER	KTM RC 390 R 2'16.578
26	61 Y. OKAYA	Kawasaki Ninja 400 2'16.764
27	39 J. PEREZ GONZALEZ	Kawasaki Ninja 400 2'17.038
28	84 K. ALOISI	Kawasaki Ninja 400 2'18.384
29	90 D. DANIELS	Yamaha YZF-R3 2'20.932

SPEED		
1	88 B. IERACI	Kawasaki Ninja 400 212,2
2	72 V. STEEMAN	KTM RC 390 R 210,1
3	97 M. KAPPLER	KTM RC 390 R 210,1
4	61 Y. OKAYA	Kawasaki Ninja 400 209,7
5	55 G. HENDRA PRATAMA	Yamaha YZF-R3 209,3
6	85 K. SABATUCCI	Yamaha YZF-R3 209,3
7	22 N. KALININ	Kawasaki Ninja 400 208,5
8	41 J. JAHNIG	KTM RC 390 R 208,5
9	10 U. ORRADRE	Yamaha YZF-R3 208,1
10	25 A. VERDOÏA	Yamaha YZF-R3 208,1
11	95 S. DEROUE	Kawasaki Ninja 400 207,3
12	71 T. EDWARDS	Kawasaki Ninja 400 206,5
13	36 B. NEILA	Yamaha YZF-R3 206,1
14	46 S. DI SORA	Kawasaki Ninja 400 205,7
15	42 M. GARCIA	Kawasaki Ninja 400 205,7
16	27 F. ROVELLI	Kawasaki Ninja 400 205,3
17	69 J. BUIS	Kawasaki Ninja 400 205,3
18	28 O. BONOLI	Yamaha YZF-R3 204,9
19	17 K. MEUFFELS	Kawasaki Ninja 400 204,5
20	66 D. OTTEN	Kawasaki Ninja 400 204,5
21	52 O. KÖNIG	KTM RC 390 R 204,2
22	18 M. GONZALEZ	Kawasaki Ninja 400 203,8
23	84 K. ALOISI	Kawasaki Ninja 400 203,8
24	1 A. CARRASCO	Kawasaki Ninja 400 201,9
25	64 H. DE CANCELLIS	Yamaha YZF-R3 201,5
26	45 M. FAEROZI T.	Yamaha YZF-R3 200,4
27	23 P. GIACOMINI	Kawasaki Ninja 400 199,6
28	39 J. PEREZ GONZALEZ	Kawasaki Ninja 400 196,4

SEG. 1			SEG. 2			SEG. 3			SEG. 4		
1	25 A. VERDOÏA	29.909	1	1 A. CARRASCO	32.976	1	71 T. EDWARDS	32.341	1	88 B. IERACI	38.428
2	10 U. ORRADRE	29.915	2	71 T. EDWARDS	33.226	2	1 A. CARRASCO	32.501	2	1 A. CARRASCO	38.480
3	71 T. EDWARDS	29.936	3	95 S. DEROUE	33.268	3	52 O. KÖNIG	32.521	3	18 M. GONZALEZ	38.500
4	1 A. CARRASCO	29.974	4	18 M. GONZALEZ	33.276	4	69 J. BUIS	32.563	4	55 G. HENDRA PRATAMA	38.521
5	72 V. STEEMAN	29.975	5	69 J. BUIS	33.346	5	18 M. GONZALEZ	32.568	5	64 H. DE CANCELLIS	38.552
6	18 M. GONZALEZ	29.990	6	66 D. OTTEN	33.357	6	72 V. STEEMAN	32.613	6	42 M. GARCIA	38.595
7	22 N. KALININ	30.025	7	42 M. GARCIA	33.362	7	88 B. IERACI	32.621	7	95 S. DEROUE	38.640
8	88 B. IERACI	30.028	8	55 G. HENDRA PRATAMA	33.365	8	42 M. GARCIA	32.646	8	10 U. ORRADRE	38.675
9	55 G. HENDRA PRATAMA	30.048	9	22 N. KALININ	33.391	9	41 J. JAHNIG	32.700	9	25 A. VERDOÏA	38.708
10	95 S. DEROUE	30.080	10	72 V. STEEMAN	33.402	10	55 G. HENDRA PRATAMA	32.728	10	46 S. DI SORA	38.720
11	52 O. KÖNIG	30.087	11	88 B. IERACI	33.428	11	17 K. MEUFFELS	32.747	11	22 N. KALININ	38.737
12	69 J. BUIS	30.121	12	27 F. ROVELLI	33.445	12	64 H. DE CANCELLIS	32.758	12	36 B. NEILA	38.778
13	85 K. SABATUCCI	30.124	13	52 O. KÖNIG	33.464	13	22 N. KALININ	32.761	13	72 V. STEEMAN	38.783
14	27 F. ROVELLI	30.146	14	25 A. VERDOÏA	33.480	14	66 D. OTTEN	32.762	14	41 J. JAHNIG	38.813
15	36 B. NEILA	30.184	15	64 H. DE CANCELLIS	33.504	15	95 S. DEROUE	32.811	15	66 D. OTTEN	38.813
16	45 M. FAEROZI T.	30.185	16	10 U. ORRADRE	33.554	16	27 F. ROVELLI	32.832	16	28 O. BONOLI	38.816
17	64 H. DE CANCELLIS	30.226	17	36 B. NEILA	33.561	17	28 O. BONOLI	32.833	17	52 O. KÖNIG	38.844
18	66 D. OTTEN	30.260	18	45 M. FAEROZI T.	33.586	18	10 U. ORRADRE	32.843	18	69 J. BUIS	38.844
19	41 J. JAHNIG	30.263	19	17 K. MEUFFELS	33.592	19	25 A. VERDOÏA	32.857	19	71 T. EDWARDS	38.868
20	42 M. GARCIA	30.263	20	97 M. KAPPLER	33.625	20	97 M. KAPPLER	32.902	20	17 K. MEUFFELS	38.972
21	97 M. KAPPLER	30.273	21	39 J. PEREZ GONZALEZ	33.627	21	61 Y. OKAYA	32.912	21	23 P. GIACOMINI	39.025
22	46 S. DI SORA	30.281	22	41 J. JAHNIG	33.635	22	85 K. SABATUCCI	32.916	22	27 F. ROVELLI	39.091
23	17 K. MEUFFELS	30.298	23	28 O. BONOLI	33.655	23	23 P. GIACOMINI	32.973	23	97 M. KAPPLER	39.106
24	28 O. BONOLI	30.437	24	46 S. DI SORA	33.676	24	46 S. DI SORA	33.001	24	39 J. PEREZ GONZALEZ	39.148
25	61 Y. OKAYA	30.440	25	23 P. GIACOMINI	33.681	25	36 B. NEILA	33.123	25	61 Y. OKAYA	39.156
26	23 P. GIACOMINI	30.614	26	61 Y. OKAYA	33.822	26	45 M. FAEROZI T.	33.175	26	85 K. SABATUCCI	39.286
27	84 K. ALOISI	30.646	27	85 K. SABATUCCI	33.827	27	39 J. PEREZ GONZALEZ	33.199	27	45 M. FAEROZI T.	39.465
28	39 J. PEREZ GONZALEZ	30.779	28	84 K. ALOISI	34.094	28	84 K. ALOISI	33.381	28	84 K. ALOISI	39.554
29	90 D. DANIELS	31.439	29	90 D. DANIELS	34.908	29	90 D. DANIELS	34.153	29	90 D. DANIELS	40.188

25/10/2019

These data/results cannot be reproduced, stored and/or transmitted in whole or in part by any manner of electronic, mechanical, photocopying, recording, broadcasting or otherwise now known or herein after developed without the previous express consent by the copyright owner, except for reproduction in daily press and regular printed publications on sale to the public within 60 days of the event related to those data/results and always provided that copyright symbol appears together as follows below.

© DORNA WSBK ORGANIZATION Srl 2019



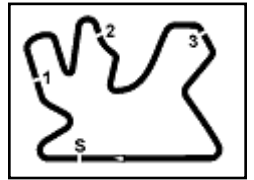
Official Fuel Supplier



Official Tyre Supplier



Official Timekeeper



## Motul Qatar Round, 24-26 October 2019

### Ideal Times Tissot Superspole

Losail International Circuit 5.380 m

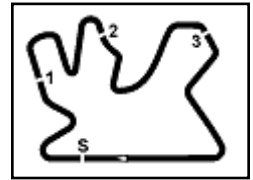
No.	Rider	Nat	Bike	Seg. 1	Seg. 2	Seg. 3	Seg. 4	Ideal Time		
				Diff. 1	Diff. 2	Diff. 3	Diff. 4	Best Lap	Pos.	Diff.
1	<b>1 A. CARRASCO</b>	ESP	Kawasaki Ninja 400	29.974 +0.035	<b>32.976</b> +0.137	32.501 +0.036	38.480	<b>2'13.931</b> 2'14.139	1	0.208
2	<b>18 M. GONZALEZ</b>	ESP	Kawasaki Ninja 400	29.990 +0.151	33.276 +0.104	32.568 +0.134	38.500	<b>2'14.334</b> 2'14.723	4	0.389
3	<b>71 T. EDWARDS</b>	AUS	Kawasaki Ninja 400	29.936	33.226	<b>32.341</b>	38.868 +0.303	<b>2'14.371</b> 2'14.674	3	0.303
4	<b>88 B. IERACI</b>	ITA	Kawasaki Ninja 400	30.028	33.428	32.621	<b>38.428</b>	<b>2'14.505</b> 2'14.505	2	
5	<b>55 G. HENDRA PRATAMA</b>	INA	Yamaha YZF-R3	30.048 +0.028	33.365 +0.086	32.728	38.521	<b>2'14.662</b> 2'14.776	5	0.114
6	<b>72 V. STEEMAN</b>	NED	KTM RC 390 R	29.975	33.402 +0.038	32.613	38.783 +0.116	<b>2'14.773</b> 2'14.927	10	0.154
7	<b>95 S. DEROUE</b>	NED	Kawasaki Ninja 400	30.080	33.268	32.811 +0.093	38.640	<b>2'14.799</b> 2'14.892	8	0.093
8	<b>42 M. GARCIA</b>	ESP	Kawasaki Ninja 400	30.263	33.362	32.646 +0.017	38.595	<b>2'14.866</b> 2'14.883	7	0.017
9	<b>69 J. BUIS</b>	NED	Kawasaki Ninja 400	30.121	33.346	32.563	38.844	<b>2'14.874</b> 2'14.874	6	
10	<b>22 N. KALININ</b>	UKR	Kawasaki Ninja 400	30.025 +0.308	33.391	32.761 +0.035	38.737 +0.432	<b>2'14.914</b> 2'15.689	15	0.775
11	<b>52 O. KÖNIG</b>	CZE	KTM RC 390 R	30.087	33.464	32.521	38.844	<b>2'14.916</b> 2'14.916	9	
12	<b>25 A. VERDOÏA</b>	FRA	Yamaha YZF-R3	<b>29.909</b> +0.271	33.480 +0.260	32.857	38.708	<b>2'14.954</b> 2'15.485	12	0.531
13	<b>10 U. ORRADRE</b>	ESP	Yamaha YZF-R3	29.915	33.554	32.843 +0.287	38.675 +0.322	<b>2'14.987</b> 2'15.596	14	0.609
14	<b>64 H. DE CANCELLIS</b>	FRA	Yamaha YZF-R3	30.226 +0.024	33.504 +0.141	32.758 +0.128	38.552	<b>2'15.040</b> 2'15.333	11	0.293
15	<b>66 D. OTTEN</b>	NED	Kawasaki Ninja 400	30.260 +0.394	33.357 +0.175	32.762 +0.098	38.813	<b>2'15.192</b> 2'15.859	19	0.667
16	<b>41 J. JAHNIG</b>	GER	KTM RC 390 R	30.263 +0.155	33.635	32.700	38.813	<b>2'15.411</b> 2'15.566	13	0.155
17	<b>27 F. ROVELLI</b>	ITA	Kawasaki Ninja 400	30.146	33.445	32.832	39.091 +0.499	<b>2'15.514</b> 2'16.013	20	0.499
18	<b>17 K. MEUFFELS</b>	NED	Kawasaki Ninja 400	30.298 +0.047	33.592 +0.049	32.747 +0.001	38.972	<b>2'15.609</b> 2'15.706	16	0.097
19	<b>36 B. NEILA</b>	ESP	Yamaha YZF-R3	30.184	33.561 +0.057	33.123 +0.002	38.778 +0.066	<b>2'15.646</b> 2'15.771	18	0.125
20	<b>46 S. DI SORA</b>	FRA	Kawasaki Ninja 400	30.281 +0.128	33.676 +0.085	33.001 +0.017	38.720 +0.660	<b>2'15.678</b> 2'16.568	24	0.890
21	<b>28 O. BONOLI</b>	ITA	Yamaha YZF-R3	30.437 +0.008	33.655	32.833	38.816	<b>2'15.741</b> 2'15.749	17	0.008
22	<b>97 M. KAPPLER</b>	GER	KTM RC 390 R	30.273	33.625 +0.492	32.902	39.106 +0.180	<b>2'15.906</b> 2'16.578	25	0.672
23	<b>85 K. SABATUCCI</b>	ITA	Yamaha YZF-R3	30.124	33.827 +0.205	32.916	39.286 +0.078	<b>2'16.153</b> 2'16.436	23	0.283
24	<b>23 P. GIACOMINI</b>	ITA	Kawasaki Ninja 400	30.614 +0.060	33.681	32.973	39.025 +0.052	<b>2'16.293</b> 2'16.405	21	0.112
25	<b>61 Y. OKAYA</b>	JPN	Kawasaki Ninja 400	30.440	33.822 +0.383	32.912	39.156 +0.051	<b>2'16.330</b> 2'16.764	26	0.434
26	<b>45 M. FAEROZI T.</b>	INA	Yamaha YZF-R3	30.185	33.586	33.175	39.465	<b>2'16.411</b> 2'16.411	22	
27	<b>39 J. PEREZ GONZALEZ</b>	ESP	Kawasaki Ninja 400	30.779 +0.054	33.627	33.199 +0.231	39.148	<b>2'16.753</b> 2'17.038	27	0.285
28	<b>84 K. ALOISI</b>	ITA	Kawasaki Ninja 400	30.646 +0.473	34.094 +0.083	33.381 +0.057	39.554 +0.096	<b>2'17.675</b> 2'18.384	28	0.709
29	<b>90 D. DANIELS</b>	USA	Yamaha YZF-R3	31.439 +0.110	34.908 +0.134	34.153	40.188	<b>2'20.688</b> 2'20.932	29	0.244
<b>Overall Ideal Time</b>				29.909	32.976	32.341	38.428	<b>2'13.654</b>		

25/10/2019

These data/results cannot be reproduced, stored and/or transmitted in whole or in part by any manner of electronic, mechanical, photocopying, recording, broadcasting or otherwise now known or herein after developed without the previous express consent by the copyright owner, except for reproduction in daily press and regular printed publications on sale to the public within 60 days of the event related to those data/results and always provided that copyright symbol appears together as follows below.

© DORNA WSBK ORGANIZATION Srl 2019





## Motul Qatar Round, 24-26 October 2019

### Chronological Analysis Tissot Superpole

Losail International Circuit 5.380 m

1 / 3

1° 1 A. CARRASCO (2'14.139)								6° 69 J. BUIS (2'14.874)							
Lap	Seg.1	Seg.2	Seg.3	Seg.4	Lap Time	km/h	Local Time	Lap	Seg.1	Seg.2	Seg.3	Seg.4	Lap Time	km/h	Local Time
1							18:49'48.115	1		34.647	33.445	39.292		121,9	18:52'25.334
2	48.521	34.085	32.927	39.008	2'34.541P	119,6	18:52'22.656	2	30.534	33.905	33.201	39.254	2'16.894	<b>205,3</b>	18:54'42.228
3	30.257	33.390	32.644	38.808	2'15.099	197,8	18:54'37.755	3	30.608	33.980	33.206	39.508	2'17.302	201,9	18:56'59.530
4	30.009	33.113	32.537	<b>38.480</b>	<b>2'14.139</b>	197,8	18:56'51.894	4	30.644	34.403	33.257	39.593	2'17.897	197,1	18:59'17.427
5	30.066	<b>32.976</b>	32.534	38.571	2'14.147	199,6	18:59'06.041	5	30.187	33.734	33.596	42.540	2'20.057	202,6	19:01'37.484
6	29.999	33.507	33.246	38.898	2'15.650	198,5	19:01'21.691	6	30.375	33.712	33.159	39.042	2'16.288	197,4	19:03'53.772
7	30.108	33.333	32.664	38.607	2'14.712	197,8	19:03'36.403	7	30.293	33.809	33.237	39.685	2'17.024	204,2	19:06'10.796
8	31.250	37.333	34.915	41.465	2'24.963	198,2	19:06'01.366	8	34.383	33.873	33.440	39.673	2'21.369	195,7	19:08'32.165
9	<b>29.974</b>	33.175	<b>32.501</b>	38.626	2'14.276	<b>201,9</b>	19:08'15.642	9	<b>30.121</b>	<b>33.346</b>	<b>32.563</b>	<b>38.844</b>	<b>2'14.874</b>	201,5	19:10'47.039
10	30.044	33.138	32.537	38.487	2'14.206	198,2	19:10'29.848								

2° 88 B. IERACI (2'14.505)								7° 42 M. GARCIA (2'14.883)								
Lap	Seg.1	Seg.2	Seg.3	Seg.4	Lap Time	km/h	Local Time	Lap	Seg.1	Seg.2	Seg.3	Seg.4	Lap Time	km/h	Local Time	
1							18:49'47.525	1		46.261	34.166	32.953	38.879	2'32.259P	123,6	18:52'22.752
2	52.664	35.368	33.070	39.658	2'40.760P	123,9	18:52'28.285	2	30.517	33.433	<b>32.646</b>	38.956	2'15.552	200,4	18:54'38.304	
3	<b>30.028</b>	<b>33.428</b>	<b>32.621</b>	<b>38.428</b>	<b>2'14.505</b>	206,1	18:54'42.790	3	53.338	34.939	33.418	4'53.306	6'55.001P	196,0	19:01'33.305	
4	30.190	33.605	32.763	39.318	2'15.876	<b>212,2</b>	18:56'58.666	4	36.551	33.764	33.598	39.109	2'23.022P	128,7	19:03'56.327	
5	30.819	39.278	34.930	44.669	2'29.696	193,2	18:59'28.362	5	<b>30.263</b>	<b>33.362</b>	32.663	<b>38.595</b>	<b>2'14.883</b>	201,9	19:06'11.210	
6	32.685	35.735	39.059	2'13.412	4'00.891P	206,5	19:03'29.253	6	30.397	35.457	33.887	39.354	2'19.095	<b>205,7</b>	19:08'30.305	
7	36.244	39.291	34.125	44.095	2'33.755P	123,3	19:06'03.008	7	30.334	33.421	33.978	38.906	2'16.639	198,5	19:10'46.944	
8	30.256	33.592	32.788	38.951	2'15.587	199,3	19:08'18.595									
9	30.273	33.642	32.684	38.978	2'15.577	199,6	19:10'34.172									

3° 71 T. EDWARDS (2'14.674)								8° 95 S. DEROUÉ (2'14.892)							
Lap	Seg.1	Seg.2	Seg.3	Seg.4	Lap Time	km/h	Local Time	Lap	Seg.1	Seg.2	Seg.3	Seg.4	Lap Time	km/h	Local Time
1							18:49'56.910	1		34.453	33.099	39.707		123,0	18:52'25.239
2	48.967	35.683	34.830	42.444	2'41.924P	93,3	18:52'38.834	2	30.257	33.775	33.026	39.568	2'16.626	206,1	18:54'41.865
3	30.007	33.399	32.676	<b>38.868</b>	2'14.950	201,9	18:54'53.784	3	30.445	34.042	33.293	40.080	2'17.860	198,9	18:56'59.725
4	30.600	33.596	32.765	41.589	2'18.550	200,4	18:57'12.334	4	30.137	37.331	34.745	45.665	2'27.878	<b>207,3</b>	18:59'27.603
5	<b>29.936</b>	<b>33.226</b>	<b>32.341</b>	39.171	<b>2'14.674</b>	201,9	18:59'27.008	5	31.459	35.110	39.187	53.826	2'39.582	206,9	19:02'07.185
6	31.185	37.695	38.402	52.800	2'40.082	<b>206,5</b>	19:02'07.090	6	30.264	33.593	<b>32.811</b>	38.977	2'15.645	205,3	19:04'22.830
7	30.441	36.243	33.551	45.126	2'25.361	198,2	19:04'32.451	7	30.527	33.631	<b>32.870</b>	40.262	2'17.290	198,9	19:06'40.120
8	30.580	44.219	34.179	43.903	2'32.881	194,6	19:07'05.332	8	<b>30.080</b>	<b>33.268</b>	32.904	<b>38.640</b>	<b>2'14.892</b>	201,1	19:08'55.012
9	29.963	33.299	32.692	39.256	2'15.210	200,0	19:09'20.542	9	30.250	33.362	32.921	39.257	2'15.790	198,2	19:11'10.802
10	30.130	33.344	32.794	39.268	2'15.536	193,5	19:11'36.078								

4° 18 M. GONZALEZ (2'14.723)								9° 52 O. KÖNIG (2'14.916)								
Lap	Seg.1	Seg.2	Seg.3	Seg.4	Lap Time	km/h	Local Time	Lap	Seg.1	Seg.2	Seg.3	Seg.4	Lap Time	km/h	Local Time	
1							18:50'07.454	1		36.584	35.278	33.839	40.861	2'26.562P	127,8	18:52'37.869
2	38.408	37.606	33.956	40.087	2'30.057P	124,0	18:52'37.511	2	30.504	33.869	33.079	39.867	2'17.319	201,5	18:54'55.188	
3	30.395	33.396	33.061	39.180	2'16.032	196,7	18:54'53.543	3	<b>30.087</b>	<b>33.464</b>	<b>32.521</b>	<b>38.844</b>	<b>2'14.916</b>	<b>202,2</b>	18:57'10.104	
4	30.366	33.551	32.847	43.598	2'20.362	198,2	18:57'13.905	4	30.222	33.655	32.793	39.130	2'15.800	<b>204,2</b>	18:59'25.904	
5	30.141	33.380	32.702	<b>38.500</b>	<b>2'14.723</b>	201,5	18:59'28.628	5	36.528	35.932	37.886	45.497	2'35.843	189,1	19:02'01.747	
6	30.615	38.459	37.872	52.633	2'39.579	<b>203,8</b>	19:02'08.207	6	30.750	44.724	34.016	1'35.580	3'25.070P	194,6	19:05'26.817	
7	30.061	33.474	32.860	2'16.546	3'52.941P	201,5	19:06'01.148	7	43.175	36.877	33.916	40.097	2'34.065P	124,9	19:08'00.882	
8	43.238	35.327	32.907	39.440	2'30.912P	130,6	19:08'32.060	8	30.445	34.605	33.543	39.761	2'18.354	194,6	19:10'19.236	
9	<b>29.990</b>	<b>33.276</b>	<b>32.568</b>	38.968	2'14.802	201,9	19:10'46.862									

5° 55 G. HENDRA PRATAMA (2'14.776)								10° 72 V. STEEMAN (2'14.927)								
Lap	Seg.1	Seg.2	Seg.3	Seg.4	Lap Time	km/h	Local Time	Lap	Seg.1	Seg.2	Seg.3	Seg.4	Lap Time	km/h	Local Time	
1		39.831	34.711	42.581		121,8	18:52'39.235	1		42.074	37.447	33.887	40.282	2'33.690P	92,6	18:50'04.179
2	30.076	33.451	<b>32.728</b>	<b>38.521</b>	<b>2'14.776</b>	203,4	18:54'54.011	2	30.186	33.595	33.014	39.152	2'15.947	200,7	18:54'53.816	
3	30.992	34.018	33.030	42.937	2'20.977	<b>209,3</b>	18:57'14.988	3	30.179	33.664	32.951	39.061	2'15.855	200,4	18:57'09.671	
4	30.235	<b>33.365</b>	32.813	38.671	2'15.084	199,6	18:59'30.072	4	30.878	33.924	33.233	39.561	2'17.596	200,0	18:59'27.267	
5	<b>30.048</b>	34.110	37.584	53.783	2'35.525	201,1	19:02'05.597	5	30.104	33.497	32.914	38.954	2'15.469	<b>210,1</b>	19:01'42.736	
6	31.754	35.021	33.067	50.640	2'30.482	191,8	19:04'36.079	6	30.610	33.589	33.153	39.034	2'16.386	194,2	19:03'59.122	
7	30.807	39.553	34.378	1'19.955	3'04.693P	195,7	19:07'40.772	7	30.153	<b>33.402</b>	32.840	<b>38.783</b>	2'15.178	197,1	19:06'14.300	
8	37.102	33.789	33.771	39.411	2'24.073P	123,0	19:10'04.845	8	<b>29.975</b>	33.440	<b>32.613</b>	38.899	<b>2'14.927</b>	200,4	19:08'29.227	
								9	34.449	34.109	33.042	39.157	2'20.757	197,4	19:10'49.984	

11° 64 H. DE CANCELLIS (2'15.333)							
Lap	Seg.1	Seg.2	Seg.3	Seg.4	Lap Time	km/h	Local Time
1							
2							
3							
4							
5							
6							
7							
8							
9							
10							
11							

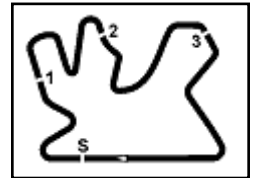
25/10/2019 P = Pits In/Out - C = Lap Time Cancelled

These data/results cannot be reproduced, stored and/or transmitted in whole or in part by any manner of electronic, mechanical, photocopying, recording, broadcasting or otherwise now known or herein after developed without the previous express consent by the copyright owner, except for reproduction in daily press and regular printed publications on sale to the public within 60 days of the event related to those data/results and always provided that copyright symbol appears together as follows below.

© DORNA WSBK ORGANIZATION Srl 2019







## Motul Qatar Round, 24-26 October 2019

### Chronological Analysis Tissot Superpole

Losail International Circuit 5.380 m

2 / 3

1								18:49'52.029	4	31.123	36.000	36.603	45.275	2'29.001	199,6	18:59'27.545
2	48.450	35.779	33.401	39.372	2'37.002P	117,1	18:52'29.031		5	31.710	35.220	39.398	52.134	2'38.462	<b>204,5</b>	19:02'06.007
3	<b>30.226</b>	33.639	32.810	39.060	2'15.735	<b>201,5</b>	18:54'44.766		6	30.543	33.724	33.269	39.453	2'16.989	204,2	19:04'22.996
4	30.250	33.645	32.886	<b>38.552</b>	<b>2'15.333</b>	200,7	18:57'00.099		7	30.477	33.763	<b>32.747</b>	39.022	2'16.009	198,2	19:06'39.005
5	30.522	34.005	34.928	46.930	2'26.385C	200,7	18:59'26.484		8	<b>30.298</b>	<b>33.592</b>	32.813	39.344	2'16.047	199,3	19:08'55.052
6	30.482	34.014	32.933	1'15.816	2'53.245P	196,4	19:02'19.729		9	30.345	33.641	32.748	<b>38.972</b>	<b>2'15.706</b>	195,7	19:11'10.758
7	52.537	53.375	46.567	41.927	3'14.406CP	88,6	19:05'34.135		<b>17° 28 O. BONOLI (2'15.749)</b>							
8	34.068	57.308	32.885	39.057	2'43.318	188,2	19:08'17.453		Lap	Seg.1	Seg.2	Seg.3	Seg.4	Lap Time	km/h	Local Time
9	30.255	<b>33.504</b>	<b>32.758</b>	39.121	2'15.638	197,8	19:10'33.091		1							18:49'49.409
<b>12° 25 A. VERDOIA (2'15.485)</b>									2	50.574	35.825	33.427	39.804	2'39.630P	121,8	18:52'29.039
Lap	Seg.1	Seg.2	Seg.3	Seg.4	Lap Time	km/h	Local Time		3	30.445	<b>33.655</b>	<b>32.833</b>	<b>38.816</b>	<b>2'15.749</b>	201,1	18:54'44.788
1		34.685	33.365	39.180		123,1	18:52'25.285		4	30.541	33.718	33.184	39.288	2'16.731	<b>204,9</b>	18:57'01.519
2	30.419	33.841	32.943	39.602	2'16.805	203,4	18:54'42.090		5	30.625	34.046	33.627	47.260	2'25.558	203,4	18:59'27.077
3	30.565	34.026	33.110	39.895	2'17.596	200,4	18:56'59.686		6	30.744	34.191	33.410	1'14.902	2'53.247P	204,2	19:02'20.324
4	30.115	33.975	33.071	39.042	2'16.203	<b>208,1</b>	18:59'15.889		7	52.051	53.315	45.567	43.158	3'14.091P	88,5	19:05'34.415
5	30.719	35.851	33.208	41.851	2'21.629	193,5	19:01'37.518		8	34.452	38.831	33.875	39.587	2'26.745	195,7	19:08'01.160
6	30.180	33.740	<b>32.857</b>	<b>38.708</b>	<b>2'15.485</b>	203,4	19:03'53.003		9	<b>30.437</b>	33.993	33.536	40.042	2'18.008	200,4	19:10'19.168
7	32.135	35.210	33.872	38.802	2'20.019	197,1	19:06'13.022		<b>18° 36 B. NEILA (2'15.771)</b>							
8	<b>29.909</b>	33.516	33.115	39.135	2'15.675	207,7	19:08'28.697		Lap	Seg.1	Seg.2	Seg.3	Seg.4	Lap Time	km/h	Local Time
9	30.393	<b>33.480</b>	32.986	39.366	2'16.225	196,0	19:10'44.922		1		35.221	33.571	40.033		125,0	18:52'27.476
<b>13° 41 J. JAHNIG (2'15.566)</b>									2	30.382	33.728	33.251	39.357	2'16.718	201,1	18:54'44.194
Lap	Seg.1	Seg.2	Seg.3	Seg.4	Lap Time	km/h	Local Time		3	<b>30.184</b>	33.618	33.125	38.844	<b>2'15.771</b>	198,2	18:56'59.965
1							18:49'49.793		4	31.103	35.042	33.881	39.813	2'19.839	202,2	18:59'19.804
2	49.882	34.551	33.372	39.517	2'37.322P	124,6	18:52'27.115		5	31.178	33.982	33.788	39.872	2'18.820	194,2	19:01'38.624
3	30.418	<b>33.635</b>	<b>32.700</b>	<b>38.813</b>	<b>2'15.566</b>	204,9	18:54'42.681		6	30.667	33.884	33.860	39.308	2'17.719	198,5	19:03'56.343
4	30.941	34.194	33.559	39.634	2'18.328C	<b>208,5</b>	18:57'01.009		7	30.341	<b>33.561</b>	33.131	<b>38.778</b>	2'15.811	199,3	19:06'12.154
5	<b>30.263</b>	35.751	34.499	44.431	2'24.944	203,8	18:59'25.953		8	30.243	33.965	<b>33.123</b>	39.233	2'16.564	<b>206,1</b>	19:08'28.718
6	32.263	36.375	39.495	48.490	2'36.623	191,2	19:02'02.576		9	30.623	33.682	33.732	39.677	2'17.714	192,5	19:10'46.432
7	30.969	41.336	33.878	1'38.778	3'24.961P	198,2	19:05'27.537		<b>19° 66 D. OTTEN (2'15.859)</b>							
8	42.591	37.159	33.722	39.906	2'33.378P	126,9	19:08'00.915		Lap	Seg.1	Seg.2	Seg.3	Seg.4	Lap Time	km/h	Local Time
<b>14° 10 U. ORRADRE (2'15.596)</b>									1		34.641	32.890	39.318		118,6	18:52'25.607
Lap	Seg.1	Seg.2	Seg.3	Seg.4	Lap Time	km/h	Local Time		2	30.381	33.913	<b>32.762</b>	39.540	2'16.596	201,5	18:54'42.203
1		35.129	33.420	39.596		124,6	18:52'26.618		3	<b>30.260</b>	33.739	33.048	39.399	2'16.446	203,8	18:56'58.649
2	30.371	33.667	32.914	39.088	2'16.040	200,4	18:54'42.658		4	<b>30.892</b>	37.032	35.934	44.892	2'28.750	193,9	18:59'27.399
3	30.755	34.079	32.913	39.518	2'17.265	207,3	18:56'59.923		5	32.487	35.561	34.030	2'20.046	4'02.124P	<b>204,5</b>	19:03'29.523
4	30.724	34.229	33.158	39.060	2'17.171	<b>208,1</b>	18:59'17.094		6	36.059	37.466	36.079	42.180	2'31.784P	126,5	19:06'01.307
5	30.217	33.876	36.555	40.519	2'21.167	199,6	19:01'38.261		7	30.448	<b>33.357</b>	32.956	39.177	2'15.938	192,5	19:08'17.245
6	30.378	33.724	<b>32.843</b>	<b>38.675</b>	<b>2'15.620</b>	195,7	19:03'53.881		8	30.654	33.532	32.860	<b>38.813</b>	<b>2'15.859</b>	193,9	19:10'33.104
7	30.846	35.413	33.770	39.368	2'19.397	206,9	19:06'13.278		<b>20° 27 F. ROVELLI (2'16.013)</b>							
8	<b>29.915</b>	<b>33.554</b>	33.130	38.997	<b>2'15.596</b>	204,5	19:08'28.874		Lap	Seg.1	Seg.2	Seg.3	Seg.4	Lap Time	km/h	Local Time
9	30.266	33.778	33.366	39.049	2'16.459	198,9	19:10'45.333		1							18:49'54.154
<b>15° 22 N. KALININ (2'15.689)</b>									2	49.302	36.837	33.737	39.753	2'39.629P	118,7	18:52'33.783
Lap	Seg.1	Seg.2	Seg.3	Seg.4	Lap Time	km/h	Local Time		3	30.411	34.010	33.154	<b>39.091</b>	2'16.666	200,7	18:54'50.449
1		34.798	33.071	40.398		126,3	18:52'28.338		4	30.479	35.138	33.720	42.621	2'21.958	200,0	18:57'12.407
2	30.506	33.834	32.931	39.145	2'16.416	<b>208,5</b>	18:54'44.754		5	<b>30.146</b>	<b>33.445</b>	<b>32.832</b>	39.590	<b>2'16.013</b>	202,2	18:59'28.420
3	30.396	34.212	33.180	38.977	2'16.765	202,6	18:57'01.519		6	30.793	39.433	37.700	52.713	2'40.639	<b>205,3</b>	19:02'09.059
4	30.428	33.860	33.045	39.133	2'16.466	202,6	18:59'17.985		7	30.365	34.143	33.633	47.706	2'25.847	199,3	19:04'34.906
5	<b>30.025</b>	33.713	33.408	44.206	2'21.352	207,3	19:01'39.337		8	34.018	38.881	35.166	42.322	2'30.387	185,6	19:07'05.293
6	30.449	33.473	32.999	39.245	2'16.166	200,0	19:03'55.503		9	30.452	33.557	33.255	39.500	2'16.764	193,5	19:09'22.057
7	30.333	<b>33.391</b>	32.796	39.169	<b>2'15.689</b>	197,4	19:06'11.192		10	30.695	33.922	33.410	39.908	2'17.935	194,9	19:11'39.992
8	32.855	33.777	<b>32.761</b>	<b>38.737</b>	<b>2'18.130</b>	202,6	19:08'29.322		<b>21° 23 P. GIACOMINI (2'16.405)</b>							
9	30.377	34.058	34.091	39.076	2'17.602	203,4	19:10'46.924		Lap	Seg.1	Seg.2	Seg.3	Seg.4	Lap Time	km/h	Local Time
<b>16° 17 K. MEUFFELS (2'15.706)</b>									1							18:49'53.193
Lap	Seg.1	Seg.2	Seg.3	Seg.4	Lap Time	km/h	Local Time		2	48.960	35.659	33.722	39.667	2'38.008P	119,7	18:52'31.201
1		34.443	33.090	39.585		126,3	18:52'24.998		3	<b>30.614</b>	1'46.124	35.465	8'46.931	11'39.134P	<b>199,6</b>	19:04'10.335
2	30.442	34.025	32.944	39.434	2'16.845	197,4	18:54'41.843		4	38.639	34.922	34.280	39.924	2'27.765P	118,6	19:06'38.100
3	30.301	33.885	33.527	38.988	2'16.701	199,6	18:56'58.544		5	31.130	34.217	33.642	<b>39.025</b>	2'18.014	192,5	19:08'56.114

25/10/2019 P = Pits In/Out - C = Lap Time Cancelled

These data/results cannot be reproduced, stored and/or transmitted in whole or in part by any manner of electronic, mechanical, photocopying, recording, broadcasting or otherwise now known or herein after developed without the previous express consent by the copyright owner, except for reproduction in daily press and regular printed publications on sale to the public within 60 days of the event related to those data/results and always provided that copyright symbol appears together as follows below.

© DORNA WSBK ORGANIZATION Srl 2019



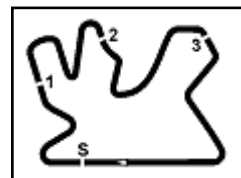
Official Fuel Supplier



Official Tyre Supplier



Official Timekeeper



## Motul Qatar Round, 24-26 October 2019

### Chronological Analysis Tissot Superpole

Losail International Circuit 5.380 m

3 / 3

6 30.674 33.681 32.973 39.077 2\*16.405 196,0 19:11'12.519

22° 45 M. FAEROZI T. (2*16.411)							
Lap	Seg.1	Seg.2	Seg.3	Seg.4	Lap Time	km/h	Local Time
1		36.331	34.444	40.143		122,4	18:52'31.847
2	30.673	34.136	33.835	40.061	2'18.705	197,8	18:54'50.552
3	30.404	33.855	33.427	39.950	2'17.636	199,6	18:57'08.188
4	30.975	35.058	34.494	40.452	2'20.979	192,2	18:59'29.167
5	30.224	34.682	36.370	2'15.573	3'56.849P	200,4	19:03'26.016
6	40.140	42.605	36.932	47.102	2'46.779P	101,8	19:06'12.795
7	30.185	33.586	33.175	39.465	2'16.411	199,6	19:08'29.206

23° 85 K. SABATUCCI (2*16.436)							
Lap	Seg.1	Seg.2	Seg.3	Seg.4	Lap Time	km/h	Local Time
1		34.612	33.241	39.800		123,7	18:52'27.509
2	30.567	34.134	33.220	39.637	2'17.558	202,2	18:54'45.067
3	30.124	34.032	32.916	39.364	2'16.436	209,3	18:57'01.503
4	31.176	33.953	33.931	45.975	2'25.035	201,9	18:59'26.538
5	31.032	37.263	38.989	53.482	2'40.766	193,9	19:02'07.304
6	30.384	33.934	33.145	49.148	2'26.611	206,5	19:04'33.915
7	31.017	41.177	34.457	40.448	2'27.099	193,2	19:07'01.014
8	30.771	37.675	33.295	39.286	2'21.027	199,6	19:09'22.041
9	30.632	33.827	33.237	39.510	2'17.206	197,4	19:11'39.247

24° 46 S. DI SORA (2*16.568)							
Lap	Seg.1	Seg.2	Seg.3	Seg.4	Lap Time	km/h	Local Time
1							18:49'49.054
2	49.083	34.871	33.362	39.500	2'36.816P	121,2	18:52'25.870
3	30.409	33.761	33.018	39.380	2'16.568	205,7	18:54'42.438
4	30.731	33.810	33.140	39.414	2'17.095	205,3	18:56'59.533
5	30.531	34.273	33.133	39.379	2'17.316	199,6	18:59'16.849
6	30.391	34.265	33.706	41.366	2'19.728	197,4	19:01'36.577
7	30.515	33.832	33.508	38.720	2'16.575	199,3	19:03'53.152
8	30.602	35.891	33.213	39.103	2'18.809	200,7	19:06'11.961
9	30.281	33.956	33.001	39.537	2'16.775	204,5	19:08'28.736
10	30.880	33.676	1'29.298	40.346	3'14.200C	192,9	19:11'42.936

25° 97 M. KAPPLER (2*16.578)							
Lap	Seg.1	Seg.2	Seg.3	Seg.4	Lap Time	km/h	Local Time
1							18:49'51.046
2	47.186	35.521	33.098	39.204	2'35.009P	124,3	18:52'26.055
3	30.273	34.117	32.902	39.286	2'16.578	208,9	18:54'42.633
4	30.639	34.078	33.156	39.377	2'17.250	210,1	18:56'59.883
5	30.824	34.378	33.100	39.664	2'17.966	205,7	18:59'17.849
6	30.406	33.625	33.447	41.224	2'18.702	200,0	19:01'36.551
7	30.822	33.969	33.278	39.106	2'17.175	191,8	19:03'53.726
8	30.658	33.914	33.090	39.470	2'17.132	198,9	19:06'10.858
9	35.020	34.097	32.974	39.192	2'21.283	191,8	19:08'32.141
10	30.411	33.754	32.997	39.488	2'16.650	203,4	19:10'48.791

26° 61 Y. OKAYA (2*16.764)							
Lap	Seg.1	Seg.2	Seg.3	Seg.4	Lap Time	km/h	Local Time
1							18:49'49.939
2	48.382	34.804	33.311	39.156	2'35.653P	125,0	18:52'25.592
3	30.440	34.205	32.912	39.207	2'16.764	202,2	18:54'42.356
4	30.663	34.077	33.161	39.655	2'17.556	209,3	18:56'59.912
5	30.483	36.831	35.424	43.809	2'26.547	209,7	18:59'26.459
6	33.580	34.996	39.613	47.059	2'35.248	194,6	19:02'01.707
7	30.822	41.405	33.543	41.308	2'27.078	190,1	19:04'28.785
8	37.055	40.788	34.480	39.634	2'31.957	127,1	19:07'00.742

27° 39 J. PEREZ GONZALEZ (2*17.038)							
Lap	Seg.1	Seg.2	Seg.3	Seg.4	Lap Time	km/h	Local Time
1							19:01'25.911
2	37.743	35.338	33.856	40.179	2'27.116P	123,7	19:03'53.027
3	30.779	34.258	33.199	39.578	2'17.814	194,2	19:06'10.841
4	30.939	34.221	33.313	39.391	2'17.864C	196,4	19:08'28.705
5	30.833	33.627	33.430	39.148	2'17.038	191,2	19:10'45.743

28° 84 K. ALOISI (2*18.384)							
Lap	Seg.1	Seg.2	Seg.3	Seg.4	Lap Time	km/h	Local Time
1							18:49'51.875
2	47.244	36.910	33.385	39.672	2'37.211P	123,3	18:52'29.086
3	31.119	34.177	33.438	39.650	2'18.384	203,0	18:54'47.470
4	31.016	34.094	33.489	42.310	2'20.909	196,4	18:57'08.379
5	31.010	34.724	33.381	39.620	2'18.735	199,6	18:59'27.114
6	31.277	34.943	36.653	1'10.762	2'53.635P	203,4	19:02'20.749
7	51.868	53.309	45.911	42.531	3'13.619P	89,9	19:05'34.368
8	30.997	40.642	35.798	39.554	2'26.991	196,7	19:08'01.359

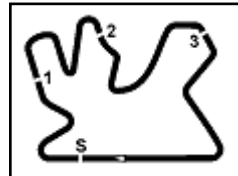
29° 90 D. DANIELS (2'20.932)							
Lap	Seg.1	Seg.2	Seg.3	Seg.4	Lap Time	km/h	Local Time
1		36.429	34.968	40.887			18:52'32.894
2	31.715	35.307	34.643	41.544	2'23.209		18:54'56.103
3	31.439	34.990	34.593	40.415	2'21.437		18:57'17.540
4	31.511	34.908	34.613	40.665	2'21.697		18:59'39.237
5	31.622	35.126	34.497	2'09.828	3'51.073P		19:03'30.310
6	38.599	35.866	35.402	41.578	2'31.445P		19:06'01.755
7	31.549	35.042	34.153	40.188	2'20.932		19:08'22.687

25/10/2019 P = Pits In/Out - C = Lap Time Cancelled

These data/results cannot be reproduced, stored and/or transmitted in whole or in part by any manner of electronic, mechanical, photocopying, recording, broadcasting or otherwise now known or herein after developed without the previous express consent by the copyright owner, except for reproduction in daily press and regular printed publications on sale to the public within 60 days of the event related to those data/results and always provided that copyright symbol appears together as follows below.

© DORNA WSBK ORGANIZATION Srl 2019





## Motul Qatar Round, 24-26 October 2019

### Provisional Starting Grid

Losail International Circuit 5.380 m

Duration: 0'

1	1 CARRASCO A. Kawasaki 2'14.139	2	88 IERACI B. Kawasaki 2'14.505	3	71 EDWARDS T. Kawasaki 2'14.674	
2	4	18 GONZALEZ M. Kawasaki 2'14.723	5	55 HENDRA PRATAMA G Yamaha 2'14.776	6	69 BUIS J. Kawasaki 2'14.874
3	7	42 GARCIA M. Kawasaki 2'14.883	8	95 DEROUE S. Kawasaki 2'14.892	9	52 KÖNIG O. KTM 2'14.916
4	10	72 STEEMAN V. KTM 2'14.927	11	64 DE CANCELLIS H. Yamaha 2'15.333	12	25 VERDOÏA A. Yamaha 2'15.485
5	13	41 JAHNIG J. KTM 2'15.566	14	10 ORRADRE U. Yamaha 2'15.596	15	22 KALININ N. Kawasaki 2'15.689
6	16	17 MEUFFELS K. Kawasaki 2'15.706	17	28 BONOLI O. Yamaha 2'15.749	18	36 NEILA B. Yamaha 2'15.771
7	19	66 OTTEN D. Kawasaki 2'15.859	20	27 ROVELLI F. Kawasaki 2'16.013	21	23 GIACOMINI P. Kawasaki 2'16.405
8	22	45 FAEROZI T. M. Yamaha 2'16.411	23	85 SABATUCCI K. Yamaha 2'16.436	24	46 DI SORA S. Kawasaki 2'16.568
9	25	97 KAPPLER M. KTM 2'16.578	26	61 OKAYA Y. Kawasaki 2'16.764	27	39 PEREZ GONZALEZ J Kawasaki 2'17.038
10	28	84 ALOISI K. Kawasaki 2'18.384	29	90 DANIELS D. Yamaha 2'20.932		

25/10/2019 The Race Director .....

These data/results cannot be reproduced, stored and/or transmitted in whole or in part by any manner of electronic, mechanical, photocopying, recording, broadcasting or otherwise now known or herein after developed without the previous express consent by the copyright owner, except for reproduction in daily press and regular printed publications on sale to the public within 60 days of the event related to those data/results and always provided that copyright symbol appears together as follows below.

© DORNA WSBK ORGANIZATION Srl 2019



Official Fuel Supplier



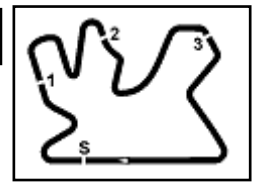
FKR PERUGIA TIMING

Official Tyre Supplier



Official Timekeeper

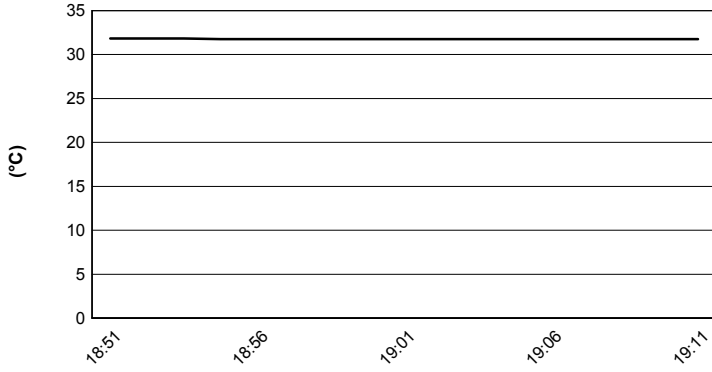




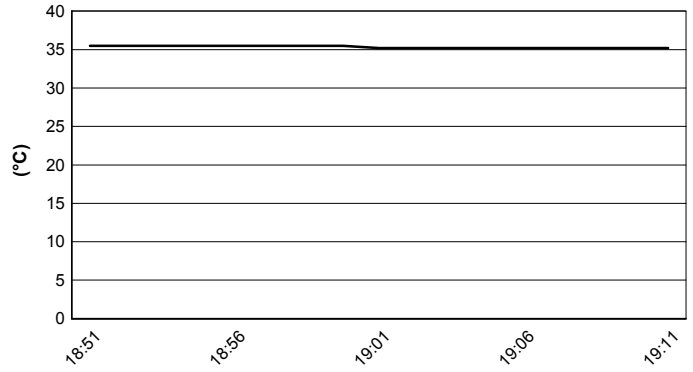
Losail International Circuit 5.380 m

**Motul Qatar Round, 24-26 October 2019**  
**Weather Report Tissot Superpole**  
Session started 18:50 - Session ended 19:12

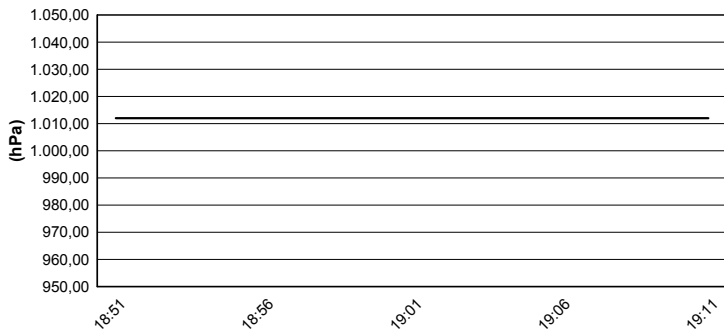
### Air Temperature



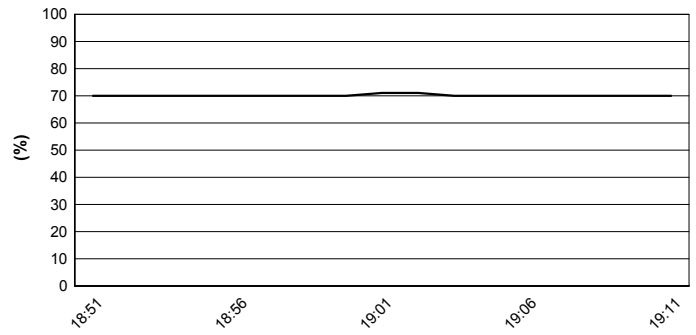
### Track Temperature



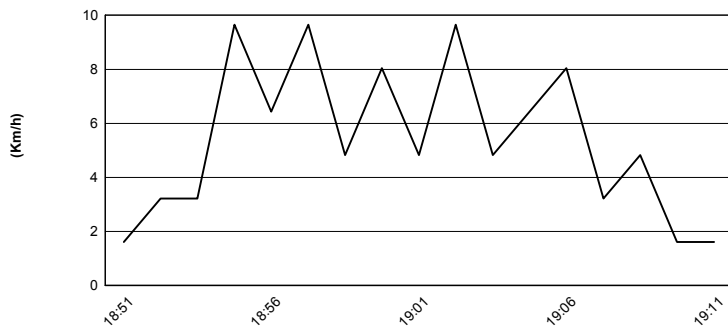
### Air Pressure



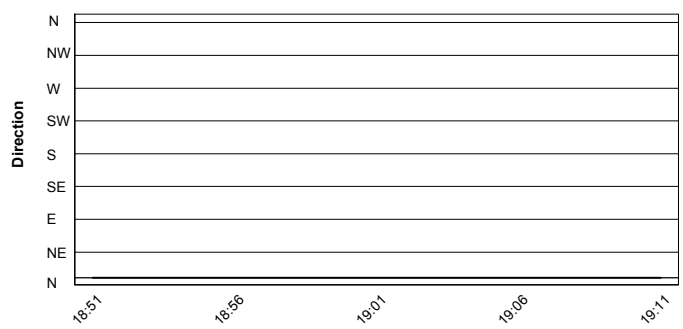
### Humidity



### Wind Speed



### Wind Direction



25/10/2019

These data/results cannot be reproduced, stored and/or transmitted in whole or in part by any manner of electronic, mechanical, photocopying, recording, broadcasting or otherwise now known or herein after developed without the previous express consent by the copyright owner, except for reproduction in daily press and regular printed publications on sale to the public within 60 days of the event related to those data/results and always provided that copyright symbol appears together as follows below.

© DORNA WSBK ORGANIZATION Srl 2019



Official Fuel Supplier

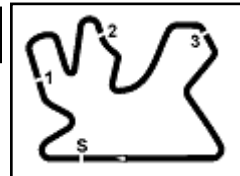


FICR PERUGIA TIMING

Official Tyre Supplier



Official Timekeeper



## Motul Qatar Round, 24-26 October 2019

### Tissot Superpole Ranking

	2017	2018	2019
<b>01 Motorland Aragon</b>	Deroue (Ned) Kaw 2'12.712 (137,7 Km/h)	Perez (Esp) Kaw 2'07.938 (142,9 Km/h)	Gonzalez (Esp) Kaw 2'06.938 (144,0 Km/h)
<b>02 TT Circuit Assen</b>	Sanchez (Esp) Yam 1'53.814 (143,7 Km/h)	Perez (Esp) Kaw 1'50.165 (148,4 Km/h)	Hendra Pratama (Ina) Yam 1'51.475 (146,7 Km/h)
<b>03 Autodromo Internazionale Enzo e Dino</b>	Perez (Esp) Hon 2'10.115 (136,6 Km/h)	Carrasco (Esp) Kaw 2'07.076 (139,8 Km/h)	Perez (Esp) Kaw 2'06.351 (140,6 Km/h)
<b>04 Circuito de Jerez Ángel Nieto</b>	Garcia (Esp) Yam 1'54.947 (138,5 Km/h)		Steeman (Ned) Ktm 1'52.199 (141,9 Km/h)
<b>05 Misano World Circuit "Marco Simoncelli"</b>	Perez (Esp) Hon 1'52.490 (135,2 Km/h)	Hendra Pratama (Ina) Yam 1'50.517 (137,7 Km/h)	Gonzalez (Esp) Kaw 1'49.646 (138,8 Km/h)
<b>06 Donington Park</b>	Coppola (Ita) Yam 1'46.150 (136,4 Km/h)	Carrasco (Esp) Kaw 1'42.758 (140,9 Km/h)	Kawakami (Bra) Yam 1'52.914 (128,3 Km/h)
<b>07 Autódromo Internacional do Algarve</b>	Coppola (Ita) Yam 2'00.128 (137,6 Km/h)	Edwards (Aus) Kaw 1'56.877 (141,4 Km/h)	Gonzalez (Esp) Kaw 1'55.345 (143,3 Km/h)
<b>08 Circuit de Nevers Magny-Cours</b>	Muel (Fra) Yam 2'16.866 (116,0 Km/h)	Deroue (Ned) Kaw 1'54.034 (139,3 Km/h)	Deroue (Ned) Kaw 2'01.155 (131,1 Km/h)
<b>09 Losail International Circuit</b>			Carrasco (Esp) Kaw 2'14.139 (144,4 Km/h)

### 2019

- 3 M. Gonzalez
- 1 T. Kawakami
- 1 V. Steeman
- 1 G. Hendra Pratama
- 1 S. Deroue
- 1 M. Perez
- 1 **A. Carrasco**

### ALL TIMES

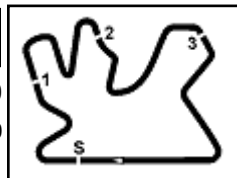
- 5 M. Perez
- 3 **A. Carrasco**
- 3 S. Deroue
- 3 A. Coppola
- 3 G. Hendra Pratama
- 3 M. Gonzalez
- 1 B. Sanchez
- 1 M. Garcia
- 1 A. Muel
- 1 T. Edwards
- 1 V. Steeman
- 1 T. Kawakami

25/10/2019

These data/results cannot be reproduced, stored and/or transmitted in whole or in part by any manner of electronic, mechanical, photocopying, recording, broadcasting or otherwise now known or herein after developed without the previous express consent by the copyright owner, except for reproduction in daily press and regular printed publications on sale to the public within 60 days of the event related to those data/results and always provided that copyright symbol appears together as follows below.

© DORNA WSBK ORGANIZATION Srl 2019





## Motul Qatar Round, 24-26 October 2019

### Tissot Superpole Award

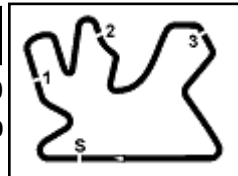
Points	Points From First	Points From Previous	April 7	April 14	May 12	June 8	June 9	June 23	July 7	September 8	September 29	October 26					
			ARAGON	ASSEN	IMOLA	JEREZ 1	JEREZ 2	MISANO	DONINGTON PARK	PORTIMAO	MAGNY COURS	LOSAIL					
1	GONZALEZ Manuel (ESP)	59	12	9	2	6		12		12		6					
2	HENDRA PRATAMA Galang (INA)	58	1	9	12		7	5	7	7	6	5					
3	CARRASCO Ana (ESP)	46	13	12		7	5	7		6	9	12					
4	VERDÓIA Andy (FRA)	41	18	5	5		3	4	9	9	4	7					
5	STEEMAN Victor (NED)	29	30	12	2			12	6		9						
6	DE CANCELLIS Hugo (FRA)	29	30	0	7	6	9	1		1	5						
7	PEREZ Mika (ESP)	25	34	4		7	12			6							
8	DEROUE Scott (NED)	24	35	1		4	1				5	12	2				
9	IERACI Bruno (ITA)	18	41	6			6				3		9				
10	GARCIA Marc (ESP)	14	45	4				9			2		3				
11	KAWAKAMI Ton (BRA)	12	47	2						12							
12	JAHNIG Jan-Ole (GER)	10	49	2	1	2	4		3								
13	BUIS Jeffrey (NED)	9	50	1								5	4				
14	EDWARDS Tom (AUS)	7	52	2									7				
15	ROVELLI Filippo (ITA)	7	52	0						3		4					
16	LUNA BAYEN Marc (ESP)	6	53	1	6												
17	PEDENEAU Mateo (FRA)	6	53	0	3			3									
18	HERNANDEZ MOYANO Ferran (ESP)	5	54	1			5										
19	BONOLI Omar (ITA)	5	54	0		5											
20	KALININ Nick (UKR)	5	54	0		3						2					
21	LOUREIRO Dorren (RSA)	4	55	1						4							
22	VOCINO Emanuele (ITA)	4	55	0				4									
23	ERILL Guillem (ESP)	4	55	0	4												
24	PEREZ GONZALEZ Jose Luis (ESP)	3	56	1								3					
25	KÖNIG Oliver (CZE)	3	56	0						2			1				

25/10/2019 Odd points columns: Tissot Superpole Even points columns: Tissot Superpole Race

These data/results cannot be reproduced, stored and/or transmitted in whole or in part by any manner of electronic, mechanical, photocopying, recording, broadcasting or otherwise now known or herein after developed without the previous express consent by the copyright owner, except for reproduction in daily press and regular printed publications on sale to the public within 60 days of the event related to those data/results and always provided that copyright symbol appears together as follows below.

© DORNA WSBK ORGANIZATION Srl 2019





## Motul Qatar Round, 24-26 October 2019

### Tissot Superpole Award

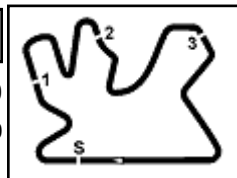
	Points	Points From First	Points From Previous	April 7 ARAGON	April 14 ASSEN	May 12 IMOLA	June 8 JEREZ 1	June 9 JEREZ 2	June 23 MISANO	July 7 DONINGTON PARK	September 8 PORTIMAO	September 29 MAGNY COURS	October 26 LOSAIL						
26 <b>BRAMICH</b> Tom (AUS)	2	57	1						2										
27 <b>MEUFFELS</b> Koen (NED)	2	57	0				2												
28 <b>KAPPLER</b> Maximilian (GER)	1	58	1									1							
29 <b>BASTIANELLI</b> Manuel (ITA)	1	58	0								1								
30 <b>OTTEN</b> Dion (NED)	1	58	0							1									
31 <b>SANCHEZ</b> Borja (ESP)	1	58	0		1														

25/10/2019 Odd points columns: Tissot Superpole Even points columns: Tissot Superpole Race

These data/results cannot be reproduced, stored and/or transmitted in whole or in part by any manner of electronic, mechanical, photocopying, recording, broadcasting or otherwise now known or herein after developed without the previous express consent by the copyright owner, except for reproduction in daily press and regular printed publications on sale to the public within 60 days of the event related to those data/results and always provided that copyright symbol appears together as follows below.

© DORNA WSBK ORGANIZATION Srl 2019





## Motul Qatar Round, 24-26 October 2019

### Best Laps & Speeds

Losail International Circuit 5.380 m

1 / 2

No.	Rider Bike	Nat	Best Lap		FP1		FP2		FP3		SP	
			LL	SPD	LL	SPD	LL	SPD	LL	SPD	LL	SPD
1	<b>1 A. CARRASCO</b> Kawasaki Ninja 400	ESP	<b>2'14.139</b>	37 201,8	2'15.984	11 198,5	2'15.650	10 196,0	2'15.067	7 201,1	<b>2'14.139</b>	9 <b>201,8</b>
2	<b>88 B. IERACI</b> Kawasaki Ninja 400	ITA	<b>2'14.505</b>	37 212,1	2'17.051	12 201,8	2'16.619	10 203,0	2'15.753	7 210,5	<b>2'14.505</b>	8 <b>212,1</b>
3	<b>71 T. EDWARDS</b> Kawasaki Ninja 400	AUS	<b>2'14.674</b>	38 207,6	2'17.110	10 201,4	2'16.371	12 204,5	2'15.534	7 <b>207,6</b>	<b>2'14.674</b>	9 206,5
4	<b>18 M. GONZALEZ</b> Kawasaki Ninja 400	ESP	<b>2'14.723</b>	36 208,9	2'17.688	10 201,4	2'15.438	11 <b>208,9</b>	2'16.485	7 203,0	<b>2'14.723</b>	8 203,7
5	<b>55 G. HENDRA PRATAMA</b> Yamaha YZF-R3	INA	<b>2'14.776</b>	33 209,3	2'18.197	10 198,5	2'17.330	9 207,6	2'16.057	7 207,2	<b>2'14.776</b>	7 <b>209,3</b>
6	<b>69 J. BUIS</b> Kawasaki Ninja 400	NED	<b>2'14.874</b>	40 209,7	2'17.790	12 203,0	2'17.064	13 <b>209,7</b>	2'16.330	7 <b>209,7</b>	<b>2'14.874</b>	8 205,3
7	<b>42 M. GARCIA</b> Kawasaki Ninja 400	ESP	<b>2'14.883</b>	33 208,9	2'17.974	10 197,4	2'18.046	9 198,9	2'15.705	7 <b>208,9</b>	<b>2'14.883</b>	7 205,7
8	<b>95 S. DEROUE</b> Kawasaki Ninja 400	NED	<b>2'14.892</b>	36 213,0	2'17.387	11 207,6	2'16.265	10 207,2	2'16.012	7 <b>213,0</b>	<b>2'14.892</b>	8 207,2
9	<b>52 O. KÖNIG</b> KTM RC 390 R	CZE	<b>2'14.916</b>	39 210,5	2'17.942	11 203,7	2'15.987	13 <b>210,5</b>	2'16.331	7 205,3	<b>2'14.916</b>	8 204,1
10	<b>72 V. STEEMAN</b> KTM RC 390 R	NED	<b>2'14.927</b>	38 210,9	2'17.982	10 200,3	2'16.303	12 198,9	2'15.927	7 <b>210,9</b>	<b>2'14.927</b>	9 210,1
11	<b>64 H. DE CANCELLIS</b> Yamaha YZF-R3	FRA	<b>2'15.333</b>	35 201,8	2'20.554	9 190,8	2'16.871	11 197,4	2'16.486	7 <b>201,8</b>	<b>2'15.333</b>	8 201,4
12	<b>25 A. VERDOÍA</b> Yamaha YZF-R3	FRA	<b>2'15.485</b>	36 208,0	2'17.179	11 207,6	2'15.696	10 206,9	2'16.288	7 203,3	<b>2'15.485</b>	8 <b>208,0</b>
13	<b>41 J. JAHNIG</b> KTM RC 390 R	GER	<b>2'15.566</b>	39 208,4	2'18.790	12 208,0	2'16.541	13 203,3	2'16.830	7 205,3	<b>2'15.566</b>	7 <b>208,4</b>
14	<b>10 U. ORRADRE</b> Yamaha YZF-R3	ESP	<b>2'15.596</b>	40 210,5	2'18.532	12 201,8	2'17.191	13 207,2	2'16.460	7 <b>210,5</b>	<b>2'15.596</b>	8 208,0
15	<b>22 N. KALININ</b> Kawasaki Ninja 400	UKR	<b>2'15.689</b>	36 209,7	2'18.029	11 202,2	2'16.492	10 <b>209,7</b>	2'16.321	7 208,0	<b>2'15.689</b>	8 208,4
16	<b>17 K. MEUFFELS</b> Kawasaki Ninja 400	NED	<b>2'15.706</b>	36 205,7	2'19.120	11 198,5	2'17.484	10 <b>205,7</b>	2'16.447	7 205,3	<b>2'15.706</b>	8 204,5
17	<b>28 O. BONOLI</b> Yamaha YZF-R3	ITA	<b>2'15.749</b>	33 204,9	2'19.202	8 200,7	2'17.306	10 199,6	2'16.610	7 <b>204,9</b>	<b>2'15.749</b>	8 <b>204,9</b>
18	<b>36 B. NEILA</b> Yamaha YZF-R3	ESP	<b>2'15.771</b>	39 208,4	2'19.587	12 200,0	2'18.419	12 203,7	2'16.897	7 <b>208,4</b>	<b>2'15.771</b>	8 206,1
19	<b>66 D. OTTEN</b> Kawasaki Ninja 400	NED	<b>2'15.859</b>	38 206,1	2'17.954	12 <b>206,1</b>	2'16.119	12 201,8	2'16.260	7 203,7	<b>2'15.859</b>	7 204,5
20	<b>27 F. ROVELLI</b> Kawasaki Ninja 400	ITA	<b>2'16.013</b>	38 205,7	2'19.527	9 196,3	2'16.150	13 <b>205,7</b>	2'16.510	7 204,9	<b>2'16.013</b>	9 205,3
21	<b>45 M. FAEROZI T.</b> Yamaha YZF-R3	INA	<b>2'16.060</b>	36 207,6	2'20.062	12 190,1	2'17.833	11 204,1	<b>2'16.060</b>	7 <b>207,6</b>	2'16.411	6 200,3
22	<b>23 P. GIACOMINI</b> Kawasaki Ninja 400	ITA	<b>2'16.405</b>	34 204,9	2'19.920	12 204,1	2'17.643	10 202,6	2'16.649	7 <b>204,9</b>	<b>2'16.405</b>	5 199,6
23	<b>85 K. SABATUCCI</b> Yamaha YZF-R3	ITA	<b>2'16.436</b>	37 209,3	2'18.685	9 200,7	2'17.044	13 199,2	2'16.567	7 207,2	<b>2'16.436</b>	8 <b>209,3</b>
24	<b>61 Y. OKAYA</b> Kawasaki Ninja 400	JPN	<b>2'16.553</b>	38 209,7	2'18.159	12 202,2	2'17.573	12 204,1	<b>2'16.553</b>	7 <b>209,7</b>	2'16.764	7 <b>209,7</b>
25	<b>46 S. DI SORA</b> Kawasaki Ninja 400	FRA	<b>2'16.568</b>	37 205,7	2'18.707	13 197,8	2'17.862	8 201,8	2'17.496	7 <b>205,7</b>	<b>2'16.568</b>	9 205,7

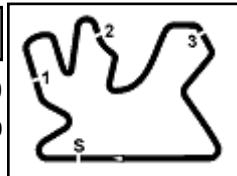
25/10/2019

These data/results cannot be reproduced, stored and/or transmitted in whole or in part by any manner of electronic, mechanical, photocopying, recording, broadcasting or otherwise now known or herein after developed without the previous express consent by the copyright owner, except for reproduction in daily press and regular printed publications on sale to the public within 60 days of the event related to those data/results and always provided that copyright symbol appears together as follows below.

© DORNA WSBK ORGANIZATION Srl 2019







## Motul Qatar Round, 24-26 October 2019

### Best Laps & Speeds

No.	Rider Bike	Nat	Best Lap		FP1		FP2		FP3		SP						
			LL	SPD	LL	SPD	LL	SPD	LL	SPD	LL	SPD					
26	<b>97 M. KAPPLER</b> KTM RC 390 R	GER	<b>2'16.578</b>		2'18.841				2'17.153		<b>2'16.578</b>						
			27	210,1	11	203,3			7	<b>210,1</b>	9	<b>210,1</b>					
27	<b>84 K. ALOISI</b> Kawasaki Ninja 400	ITA	<b>2'17.008</b>		2'20.849		2'20.440		<b>2'17.008</b>		2'18.384						
			33	208,0	9	199,2	10	200,0	7	<b>208,0</b>	7	203,7					
28	<b>39 J. PEREZ GONZALEZ</b> Kawasaki Ninja 400	ESP	<b>2'17.038</b>		2'18.179		2'18.815		2'17.636		<b>2'17.038</b>						
			28	205,7	10	199,2	7	202,6	7	<b>205,7</b>	4	196,3					
29	<b>90 D. DANIELS</b> Yamaha YZF-R3	USA	<b>2'20.932</b>		2'24.837		2'23.424		2'22.620		<b>2'20.932</b>						
			33	200,3	11	189,4	11	<b>200,3</b>	5		6						

25/10/2019

These data/results cannot be reproduced, stored and/or transmitted in whole or in part by any manner of electronic, mechanical, photocopying, recording, broadcasting or otherwise now known or herein after developed without the previous express consent by the copyright owner, except for reproduction in daily press and regular printed publications on sale to the public within 60 days of the event related to those data/results and always provided that copyright symbol appears together as follows below.

© DORNA WSBK ORGANIZATION Srl 2019

