

Buriram 4.554 m

1 / 2

Pirelli Thai Round, 15-17 March 2019 World Superbike - Results Tissot Superpole

No.	Rider	Nat	Team	Bike	Class	Time	Gap	Rel.	Laps	Speed	
										Avg	Max
1	19 A. BAUTISTA	ESP	ARUBA.IT Racing - Ducati	Ducati Panigale V4 R		1'31.912			10	178,371	314,0
2	1 J. REA	GBR	Kawasaki Racing Team WorldSBK	Kawasaki ZX-10RR		1'32.341	0.429	0.429	8	177,542	303,4
3	22 A. LOWES	GBR	Pata Yamaha WorldSBK Team	Yamaha YZF R1		1'32.440	0.528	0.099	8	177,352	310,3
4	11 S. CORTESE	GER	GRT Yamaha WorldSBK	Yamaha YZF R1	IND	1'32.608	0.696	0.168	8	177,030	300,8
5	91 L. HASLAM	GBR	Kawasaki Racing Team WorldSBK	Kawasaki ZX-10RR		1'32.688	0.776	0.080	9	176,877	305,1
6	66 T. SYKES	GBR	BMW Motorrad WorldSBK Team	BMW S1000 RR		1'32.909	0.997	0.221	7	176,457	295,9
7	33 M. MELANDRI	ITA	GRT Yamaha WorldSBK	Yamaha YZF R1	IND	1'33.002	1.090	0.093	10	176,280	302,5
8	50 E. LAVERTY	IRL	Team GoEleven	Ducati Panigale V4 R	IND	1'33.037	1.125	0.035	10	176,214	307,7
9	7 C. DAVIES	GBR	ARUBA.IT Racing - Ducati	Ducati Panigale V4 R		1'33.196	1.284	0.159	12	175,913	305,9
10	60 M. VAN DER MARK	NED	Pata Yamaha WorldSBK Team	Yamaha YZF R1		1'33.243	1.331	0.047	10	175,824	306,8
11	28 M. REITERBERGER	GER	BMW Motorrad WorldSBK Team	BMW S1000 RR		1'33.257	1.345	0.014	10	175,798	299,2
12	2 L. CAMIER	GBR	Moriwaki Althea Honda Team	Honda CBR1000RR		1'33.269	1.357	0.012	10	175,775	302,5
13	54 T. RAZGATLIOGLU	TUR	Turkish Puccetti Racing	Kawasaki ZX-10RR	IND	1'33.466	1.554	0.197	8	175,405	300,8
14	36 L. MERCADO	ARG	Orelac Racing VerdNatura	Kawasaki ZX-10RR	IND	1'33.529	1.617	0.063	9	175,287	296,7
15	81 J. TORRES	ESP	Team Pedercini Racing	Kawasaki ZX-10RR	IND	1'33.535	1.623	0.006	11	175,276	298,3
16	21 M. RINALDI	ITA	BARNI Racing Team	Ducati Panigale V4 R	IND	1'33.651	1.739	0.116	8	175,058	306,8
17	23 R. KIYONARI	JPN	Moriwaki Althea Honda Team	Honda CBR1000RR		1'33.758	1.846	0.107	13	174,859	303,4
18	99 T. WAROKORN	THA	Kawasaki Thailand Racing Team	Kawasaki ZX-10RR	IND	1'33.817	1.905	0.059	10	174,749	305,9
19	52 A. DELBIANCO	ITA	Althea Mie Racing Team	Honda CBR1000RR	IND	1'35.596	3.684	1.779	7	171,497	287,2

Qualifying Lap Time (107% of 1'31.912): 1'38.347

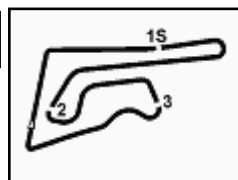
AIR	Humidity:	46%	Temp:	34°C
TRACK	Condition:	Dry	Temp:	52°C

Records	Pole	(SP2)	2018	J.Rea	1'32.814	176,640	Km/h
	Race	(RC1)	2017	J.Rea	1'33.436	175,460	Km/h
	All Times	(SP2)	2018	J.Rea	1'32.814	176,640	Km/h

Start 16/03/2019 13:00 End 13:26 The results are provisional until the end of the time limit for protests and appeals and the completion of the technical checks.

These data/results cannot be reproduced, stored and/or transmitted in whole or in part by any manner of electronic, mechanical, photocopying, recording, broadcasting or otherwise now known or herein after developed without the previous express consent by the copyright owner, except for reproduction in daily press and regular printed publications on sale to the public within 60 days of the event related to those data/results and always provided that copyright symbol appears together as follows below.

© DORNA WSBK ORGANIZATION Srl 2019


Pirelli Thai Round, 15-17 March 2019
World Superbike - Results Tissot Superpole
Session Highlights

Local Time	No. Rider	Description
13.00.00		Start
13.02.57	23 R. KIYONARI	On Asphalt - Re-Joined - Turn 3
13.04.26	99 T. WAROKORN	On Asphalt - Re-Joined - Turn 3
13.04.37	23 R. KIYONARI	On the Gravel - Re-Joined - Turn 3
13.04.43	7 C. DAVIES	On Asphalt - Re-Joined - Turn 3
13.06.09	28 M. REITERBERGER	On Asphalt - Re-Joined - Turn 3
13.06.09	33 M. MELANDRI	On Asphalt - Re-Joined - Turn 3
13.06.10	50 E. LAVERTY	On Asphalt - Re-Joined - Turn 3
13.06.51		New All Time Lap Record
13.07.12	1 J. REA	On Asphalt - Re-Joined - Turn 3
13.07.38	52 A. DELBIANCO	On Asphalt - Re-Joined - Turn 3
13.21.33	99 T. WAROKORN	On Asphalt - Re-Joined - Turn 3
13.25.18	21 M. RINALDI	On Asphalt - Re-Joined - Turn 3
13.26.59		End Of Session

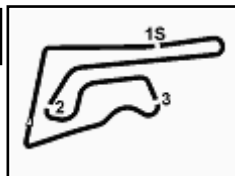
Fastest Laps Sequence

No.	Rider	Nat	Team	Bike	Local Time	Time	Gap	Avg
19	A. BAUTISTA	ESP	ARUBA.IT Racing - Ducati	Ducati Panigale V4 R	13:03'38.115	1'33.332		175,657
22	A. LOWES	GBR	Pata Yamaha WorldSBK Team	Yamaha YZF R1	13:03'48.753	1'33.048	-0.284	176,193
22	A. LOWES	GBR	Pata Yamaha WorldSBK Team	Yamaha YZF R1	13:05'21.762	1'33.009	-0.039	176,267
19	A. BAUTISTA	ESP	ARUBA.IT Racing - Ducati	Ducati Panigale V4 R	13:06'43.916	1'32.718	-0.291	176,820
19	A. BAUTISTA	ESP	ARUBA.IT Racing - Ducati	Ducati Panigale V4 R	13:08'16.547	1'32.631	-0.087	176,986
19	A. BAUTISTA	ESP	ARUBA.IT Racing - Ducati	Ducati Panigale V4 R	13:22'29.659	1'31.912	-0.719	178,371

Start 13:00 End 13:26 The results are provisional until the end of the time limit for protests and appeals and the completion of the technical checks.

These data/results cannot be reproduced, stored and/or transmitted in whole or in part by any manner of electronic, mechanical, photocopying, recording, broadcasting or otherwise now known or herein after developed without the previous express consent by the copyright owner, except for reproduction in daily press and regular printed publications on sale to the public within 60 days of the event related to those data/results and always provided that copyright symbol appears together as follows below.

© DORNA WSBK ORGANIZATION Srl 2019



Buriram 4.554 m

Pirelli Thai Round, 15-17 March 2019
World Superbike - Best Sectors & Speed Tissot Superpole

BEST LAP			
1	19 A. BAUTISTA	Ducati Panigale V4 R	1'31.912
2	1 J. REA	Kawasaki ZX-10RR	1'32.341
3	22 A. LOWES	Yamaha YZF R1	1'32.440
4	11 S. CORTESE	Yamaha YZF R1	1'32.608
5	91 L. HASLAM	Kawasaki ZX-10RR	1'32.688
6	66 T. SYKES	BMW S1000 RR	1'32.909
7	33 M. MELANDRI	Yamaha YZF R1	1'33.002
8	50 E. LAVERTY	Ducati Panigale V4 R	1'33.037
9	7 C. DAVIES	Ducati Panigale V4 R	1'33.196
10	60 M. VAN DER MARK	Yamaha YZF R1	1'33.243
11	28 M. REITERBERGER	BMW S1000 RR	1'33.257
12	2 L. CAMIER	Honda CBR1000RR	1'33.269
13	54 T. RAZGATLIOGLU	Kawasaki ZX-10RR	1'33.466
14	36 L. MERCADO	Kawasaki ZX-10RR	1'33.529
15	81 J. TORRES	Kawasaki ZX-10RR	1'33.535
16	21 M. RINALDI	Ducati Panigale V4 R	1'33.651
17	23 R. KIYONARI	Honda CBR1000RR	1'33.758
18	99 T. WAROKORN	Kawasaki ZX-10RR	1'33.817
19	52 A. DELBIANCO	Honda CBR1000RR	1'35.596

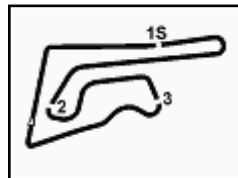
SPEED			
1	19 A. BAUTISTA	Ducati Panigale V4 R	314,0
2	22 A. LOWES	Yamaha YZF R1	310,3
3	50 E. LAVERTY	Ducati Panigale V4 R	307,7
4	60 M. VAN DER MARK	Yamaha YZF R1	306,8
5	21 M. RINALDI	Ducati Panigale V4 R	306,8
6	99 T. WAROKORN	Kawasaki ZX-10RR	305,9
7	7 C. DAVIES	Ducati Panigale V4 R	305,9
8	91 L. HASLAM	Kawasaki ZX-10RR	305,1
9	1 J. REA	Kawasaki ZX-10RR	303,4
10	23 R. KIYONARI	Honda CBR1000RR	303,4
11	33 M. MELANDRI	Yamaha YZF R1	302,5
12	2 L. CAMIER	Honda CBR1000RR	302,5
13	11 S. CORTESE	Yamaha YZF R1	300,8
14	54 T. RAZGATLIOGLU	Kawasaki ZX-10RR	300,8
15	28 M. REITERBERGER	BMW S1000 RR	299,2
16	81 J. TORRES	Kawasaki ZX-10RR	298,3
17	36 L. MERCADO	Kawasaki ZX-10RR	296,7
18	66 T. SYKES	BMW S1000 RR	295,9
19	52 A. DELBIANCO	Honda CBR1000RR	287,2

SEG. 1		SEG. 2		SEG. 3		SEG. 4		
1	19 A. BAUTISTA	19.070	1	19 A. BAUTISTA	26.441	1	11 S. CORTESE	24.819
2	22 A. LOWES	19.334	2	22 A. LOWES	26.636	2	1 J. REA	24.850
3	7 C. DAVIES	19.354	3	1 J. REA	26.698	3	11 S. CORTESE	24.879
4	1 J. REA	19.381	4	91 L. HASLAM	26.732	4	19 A. BAUTISTA	24.905
5	21 M. RINALDI	19.383	5	33 M. MELANDRI	26.774	5	66 T. SYKES	24.919
6	50 E. LAVERTY	19.383	6	50 E. LAVERTY	26.813	6	2 A. LOWES	24.979
7	33 M. MELANDRI	19.391	7	7 C. DAVIES	26.827	7	60 M. VAN DER MARK	24.983
8	91 L. HASLAM	19.431	8	11 S. CORTESE	26.829	8	33 M. MELANDRI	25.064
9	11 S. CORTESE	19.437	9	28 M. REITERBERGER	26.846	9	28 M. REITERBERGER	25.095
10	99 T. WAROKORN	19.480	10	66 T. SYKES	26.864	10	54 T. RAZGATLIOGLU	25.124
11	60 M. VAN DER MARK	19.545	11	60 M. VAN DER MARK	26.904	11	36 L. MERCADO	25.152
12	54 T. RAZGATLIOGLU	19.583	12	81 J. TORRES	26.921	12	50 E. LAVERTY	25.154
13	23 R. KIYONARI	19.591	13	2 L. CAMIER	26.952	13	7 C. DAVIES	25.167
14	2 L. CAMIER	19.616	14	21 M. RINALDI	27.001	14	81 J. TORRES	25.176
15	28 M. REITERBERGER	19.658	15	36 L. MERCADO	27.008	15	2 L. CAMIER	25.179
16	36 L. MERCADO	19.668	16	54 T. RAZGATLIOGLU	27.112	16	23 R. KIYONARI	25.199
17	66 T. SYKES	19.680	17	23 R. KIYONARI	27.116	17	21 M. RINALDI	25.270
18	81 J. TORRES	19.724	18	99 T. WAROKORN	27.207	18	99 T. WAROKORN	25.333
19	52 A. DELBIANCO	20.182	19	52 A. DELBIANCO	27.662	19	52 A. DELBIANCO	25.600

16/03/2019

These data/results cannot be reproduced, stored and/or transmitted in whole or in part by any manner of electronic, mechanical, photocopying, recording, broadcasting or otherwise now known or herein after developed without the previous express consent by the copyright owner, except for reproduction in daily press and regular printed publications on sale to the public within 60 days of the event related to those data/results and always provided that copyright symbol appears together as follows below.

© DORNA WSBK ORGANIZATION Srl 2019



Buriram 4.554 m

Pirelli Thai Round, 15-17 March 2019 World Superbike - Ideal Times Tissot Superpole

No.	Rider	Nat	Bike	Seg. 1	Seg. 2	Seg. 3	Seg. 4	Ideal Time		
				Diff. 1	Diff. 2	Diff. 3	Diff. 4	Best Lap	Pos.	Diff.
1	19 A. BAUTISTA	ESP	Ducati Panigale V4 R	19.070	26.441	21.422	24.979	1'31.912		
2	22 A. LOWES	GBR	Yamaha YZF R1	19.334 +0.161	26.636	21.390	24.919	1'32.279	1	
3	1 J. REA	GBR	Kawasaki ZX-10RR	19.381 +0.014	26.698	21.398	24.850	1'32.327	3	0.161
4	11 S. CORTESE	GER	Yamaha YZF R1	19.437 +0.082	26.829	21.408 +0.033	24.819	1'32.493	2	0.014
5	91 L. HASLAM	GBR	Kawasaki ZX-10RR	19.431	26.732	21.528 +0.018	24.879 +0.100	1'32.570	4	0.115
6	33 M. MELANDRI	ITA	Yamaha YZF R1	19.391 +0.160	26.774	21.613	25.064	1'32.842	5	0.118
7	60 M. VAN DER MARK	NED	Yamaha YZF R1	19.545 +0.027	26.904 +0.154	21.475	24.983 +0.155	1'32.907	7	0.160
8	66 T. SYKES	GBR	BMW S1000 RR	19.680	26.864	21.460	24.905	1'32.909	10	0.336
9	50 E. LAVERTY	IRL	Ducati Panigale V4 R	19.383 +0.100	26.813	21.571 +0.013	25.154 +0.003	1'32.921	6	
10	28 M. REITERBERGER	GER	BMW S1000 RR	19.658 +0.072	26.846	21.577 +0.009	25.095	1'33.176	8	0.116
11	7 C. DAVIES	GBR	Ducati Panigale V4 R	19.354	26.827	21.833	25.167 +0.015	1'33.181	11	0.081
12	2 L. CAMIER	GBR	Honda CBR1000RR	19.616 +0.051	26.952	21.449	25.179 +0.022	1'33.196	9	0.015
13	81 J. TORRES	ESP	Kawasaki ZX-10RR	19.724 +0.115	26.921	21.444 +0.155	25.176	1'33.265	12	0.073
14	36 L. MERCADO	ARG	Kawasaki ZX-10RR	19.668 +0.084	27.008	21.570 +0.047	25.152	1'33.398	15	0.270
15	54 T. RAZGATLIOGLU	TUR	Kawasaki ZX-10RR	19.583	27.112	21.647	25.124	1'33.466	14	0.131
16	21 M. RINALDI	ITA	Ducati Panigale V4 R	19.383 +0.067	27.001	21.871 +0.050	25.270 +0.009	1'33.525	13	
17	23 R. KIYONARI	JPN	Honda CBR1000RR	19.591 +0.161	27.116	21.691	25.199	1'33.651	16	0.126
18	99 T. WAROKORN	THA	Kawasaki ZX-10RR	19.480 +0.083	27.207	21.623	25.333 +0.091	1'33.597	17	0.161
19	52 A. DELBIANCO	ITA	Honda CBR1000RR	20.182	27.662	22.057 +0.005	25.600 +0.090	1'33.643	18	0.174
								1'35.501	19	0.095
Overall Ideal Time				19.070	26.441	21.390	24.819	1'31.720		

16/03/2019

These data/results cannot be reproduced, stored and/or transmitted in whole or in part by any manner of electronic, mechanical, photocopying, recording, broadcasting or otherwise now known or herein after developed without the previous express consent by the copyright owner, except for reproduction in daily press and regular printed publications on sale to the public within 60 days of the event related to those data/results and always provided that copyright symbol appears together as follows below.

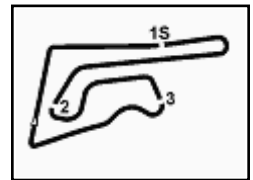
© DORNA WSBK ORGANIZATION Srl 2019

FICR PERUGIA TIMING


Official Tyre Supplier



Official Timekeeper



Pirelli Thai Round, 15-17 March 2019 World Superbike - Chronological Analysis Tissot Superpole

1° 19 A. BAUTISTA (1'31.912)							
Lap	Seg.1	Seg.2	Seg.3	Seg.4	Lap Time	km/h	Local Time
1		29.256	22.088	27.480		244,9	13:02'04.783
2	19.385	26.870	21.738	25.339	1'33.332	307,7	13:03'38.115
3	19.276	26.773	21.764	25.270	1'33.083	309,5	13:05'11.198
4	19.135	26.710	21.655	25.218	1'32.718	312,1	13:06'43.916
5	19.121	26.850	21.556	25.104	1'32.631	311,2	13:08'16.547
6	19.203	26.826	21.630	25.048	1'32.707	310,3	13:09'49.254
7	19.827	27.990	22.117	38.198	1'48.132P	301,7	13:11'37.386
8	8'06.289	27.401	21.581	25.090	9'20.361P	287,2	13:20'57.747
9	19.070	26.441	21.422	24.979	1'31.912	314,0	13:22'29.659
10	23.463	33.224	22.222	26.422	1'45.331	186,2	13:24'14.990
11	19.511	27.479	24.250	26.579	1'37.819	307,7	13:25'52.809

2° 1 J. REA (1'32.341)							
Lap	Seg.1	Seg.2	Seg.3	Seg.4	Lap Time	km/h	Local Time
1		28.171	22.367	26.025		279,8	13:06'20.446
2	19.407	28.309	21.812	25.754	1'35.282	302,5	13:07'55.728
3	19.482	26.899	21.558	25.143	1'33.082	303,4	13:09'28.810
4	19.575	30.238	22.563	25.690	1'38.066	300,8	13:11'06.876
5	19.466	26.961	21.612	25.134	1'33.173	301,7	13:12'40.049
6	20.056	28.080	22.207	37.397	1'47.740P	295,1	13:14'27.789
7	6'30.228	28.013	22.379	25.404	7'46.024P	254,1	13:22'13.813
8	19.395	26.698	21.398	24.850	1'32.341	302,5	13:23'46.154
9	19.381	26.711	21.446	25.053	1'32.591	300,0	13:25'18.745

3° 22 A. LOWES (1'32.440)							
Lap	Seg.1	Seg.2	Seg.3	Seg.4	Lap Time	km/h	Local Time
1		38.959	23.433	31.959		270,7	13:02'15.705
2	19.632	26.914	21.395	25.107	1'33.048	299,2	13:03'48.753
3	19.452	26.944	21.504	25.109	1'33.009	300,8	13:05'21.762
4	19.334	27.084	21.482	24.998	1'32.898	310,3	13:06'54.660
5	20.492	27.869	23.494	53.040	2'04.895P	276,9	13:08'59.555
6	10'54.374	28.097	22.551	31.188	12'16.210P	285,0	13:21'15.765
7	19.415	26.867	21.497	25.013	1'32.792	301,7	13:22'48.557
8	19.495	26.636	21.390	24.919	1'32.440	298,3	13:24'20.997
9	23.070	28.514	21.692	25.337	1'38.613	250,0	13:25'59.610

4° 11 S. CORTESE (1'32.608)							
Lap	Seg.1	Seg.2	Seg.3	Seg.4	Lap Time	km/h	Local Time
1		35.415	22.217	27.310		243,8	13:02'05.007
2	19.699	27.241	21.429	25.275	1'33.644	299,2	13:03'38.651
3	19.437	27.213	21.470	25.297	1'33.417	300,8	13:05'12.068
4	19.526	26.963	21.408	25.217	1'33.114	300,0	13:06'45.182
5	19.577	32.151	23.030	43.137	1'57.895P	298,3	13:08'43.077
6	11'01.393	29.998	22.861	36.257	12'30.509P	247,1	13:21'13.586
7	19.676	29.383	22.029	25.244	1'36.332	297,5	13:22'49.918
8	19.519	26.829	21.441	24.819	1'32.608	297,5	13:24'22.526
9	20.040	28.118	23.004	26.680	1'37.842	291,9	13:26'00.368

5° 91 L. HASLAM (1'32.688)							
Lap	Seg.1	Seg.2	Seg.3	Seg.4	Lap Time	km/h	Local Time
1		32.939	24.221	29.779		238,4	13:02'05.381
2	19.727	27.442	21.682	25.419	1'34.270	303,4	13:03'39.651
3	19.527	27.124	21.623	25.261	1'33.535	303,4	13:05'13.186
4	19.533	26.889	21.757	25.151	1'33.330	305,1	13:06'46.516
5	19.594	26.995	21.717	25.305	1'33.611	303,4	13:08'20.127
6	20.239	27.289	22.036	39.957	1'49.521P	292,7	13:10'09.648
7	7'01.656	31.354	23.551	26.253	8'23.084P	253,5	13:18'32.732
8	19.504	26.952	21.528	24.879	1'32.863	299,2	13:20'05.595
9	19.431	26.732	21.546	24.979	1'32.688	302,5	13:21'38.283
10	22.794	29.681	22.684	40.303	1'55.462P	222,2	13:23'33.745

6° 66 T. SYKES (1'32.909)							
Lap	Seg.1	Seg.2	Seg.3	Seg.4	Lap Time	km/h	Local Time
1		30.423	23.351	27.936		228,3	13:03'08.261
2	19.871	27.391	21.780	25.379	1'34.421	292,7	13:04'42.682
3	19.796	27.087	21.745	25.226	1'33.854	295,9	13:06'16.536
4	19.741	27.753	22.940	26.072	1'36.506	295,9	13:07'53.042
5	19.751	27.126	22.122	40.927	1'49.926P	295,1	13:09'42.968
6	12'08.616	46.777	22.971	25.654	13'44.018P	270,7	13:23'26.986
7	19.680	26.864	21.460	24.905	1'32.909	293,5	13:24'59.895
8	21.115	28.726	23.485	38.935	1'52.261P	283,5	13:26'52.156

7° 33 M. MELANDRI (1'33.002)							
Lap	Seg.1	Seg.2	Seg.3	Seg.4	Lap Time	km/h	Local Time
1		30.334	24.551	32.066		242,2	13:02'13.759
2	19.761	30.062	22.750	26.206	1'38.779	300,0	13:03'52.538
3	19.409	26.973	21.721	25.108	1'33.211	301,7	13:05'25.749
4	20.244	27.899	22.453	37.591	1'48.187P	293,5	13:07'13.936
5	2'46.744	28.904	22.434	25.650	4'03.732P	271,4	13:11'17.668
6	19.551	26.774	21.613	25.064	1'33.002	296,7	13:12'50.670
7	19.949	28.066	22.817	37.443	1'48.275P	294,3	13:14'38.945
8	5'18.258	28.873	22.762	27.924	6'37.817P	281,3	13:21'16.762
9	19.397	30.557	24.885	25.980	1'40.819	302,5	13:22'57.581
10	19.391	26.951	21.782	25.191	1'33.315	298,3	13:24'30.896
11	23.418	34.532	24.622	38.730	2'01.302P	223,1	13:26'32.198

8° 50 E. LAVERTY (1'33.037)							
Lap	Seg.1	Seg.2	Seg.3	Seg.4	Lap Time	km/h	Local Time
1		28.939	22.736	25.981		260,9	13:02'24.832
2	19.613	26.940	21.759	25.394	1'33.706	299,2	13:03'58.538
3	19.482	26.973	21.703	25.162	1'33.320	303,4	13:05'31.858
4	19.412	33.114	23.119	26.197	1'41.842	307,7	13:07'13.700
5	19.947	27.203	21.898	25.325	1'33.923	302,5	13:08'47.623
6	20.970	29.255	23.034	40.340	1'53.599P	263,4	13:10'41.222
7	7'50.185	29.681	22.446	26.003	9'08.315P	244,9	13:19'49.537
8	19.483	26.813	21.584	25.157	1'33.037	300,8	13:21'22.574
9	19.383	26.918	21.571	25.205	1'33.077	304,2	13:22'55.651
10	19.431	26.961	21.685	25.154	1'33.231	300,8	13:24'28.882
11	25.191	33.274	23.197	26.219	1'47.881	166,9	13:26'16.763

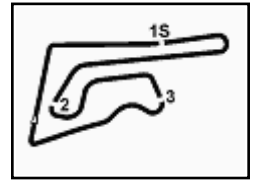
9° 7 C. DAVIES (1'33.196)							
Lap	Seg.1	Seg.2	Seg.3	Seg.4	Lap Time	km/h	Local Time
1		31.832	24.279	31.534		220,4	13:02'11.687
2	20.096	29.270	23.432	29.599	1'42.397	282,7	13:03'54.084
3	19.668	29.649	22.368	25.547	1'37.232	305,9	13:05'31.316
4	19.514	27.123	24.083	35.339	1'46.059P	305,9	13:07'17.375
5	2'52.433	28.477	22.725	25.809	4'09.444P	285,0	13:11'26.819
6	19.528	26.899	22.183	25.368	1'33.978	303,4	13:13'00.797
7	19.473	26.957	21.946	25.399	1'33.775	303,4	13:14'34.572
8	19.597	27.011	22.003	36.132	1'44.743P	302,5	13:16'19.315
9	1'42.424	30.713	23.212	26.789	3'03.138P	291,1	13:19'22.453
10	19.487	26.875	21.864	25.167	1'33.393	303,4	13:20'55.846
11	19.354	26.827	21.833	25.182	1'33.196	305,9	13:22'29.042
12	23.937	33.376	22.466	27.928	1'47.707	164,1	13:24'16.749
13	21.451	31.590	25.525	27.986	1'46.552	257,1	13:26'03.301

10° 60 M. VAN DER MARK (1'33.243)							
Lap	Seg.1	Seg.2	Seg.3	Seg.4	Lap Time	km/h	Local Time
1		36.657	22.924	26.953		254,7	13:02'05.911
2	19.639	27.213	21.672	25.465	1'33.989	306,8	13:03'39.900
3	19.596	27.279	21.732	25.234	1'33.841	304,2	13:05'13.741
4	19.580	26.921	21.640	25.202	1'33.343	303,4	13:06'47.084

16/03/2019 P = Pits In/Out - C = Lap Time Cancelled

These data/results cannot be reproduced, stored and/or transmitted in whole or in part by any manner of electronic, mechanical, photocopying, recording, broadcasting or otherwise now known or herein after developed without the previous express consent by the copyright owner, except for reproduction in daily press and regular printed publications on sale to the public within 60 days of the event related to those data/results and always provided that copyright symbol appears together as follows below.

© DORNA WSBK ORGANIZATION Srl 2019



Buriram 4.554 m

2 / 3

Pirelli Thai Round, 15-17 March 2019 World Superbike - Chronological Analysis Tissot Superpole

5	19.566	27.031	21.661	25.179	1'33.437	303,4	13:08'20.521
6	19.640	26.971	21.731	25.194	1'33.536	297,5	13:09'54.057
7	20.009	28.951	22.665	39.343	1'50.968P	293,5	13:11'45.025
8	7'58.248	28.762	22.420	36.663	9'26.093P	208,5	13:21'11.118
9	19.572	27.058	21.475	25.138	1'33.243	305,1	13:22'44.361
10	19.545	26.904	21.940	24.983	1'33.372	297,5	13:24'17.733
11	19.661	27.113	21.852	25.233	1'33.859	295,1	13:25'51.592

15° 81 J. TORRES (1'33.535)							
Lap	Seg.1	Seg.2	Seg.3	Seg.4	Lap Time	km/h	Local Time
1		32.751	24.153	28.614		240,0	13:02'04.424
2	20.157	27.676	21.712	25.467	1'35.012	291,1	13:03'39.436
3	19.842	27.483	21.909	25.346	1'34.580	294,3	13:05'14.016
4	19.724	27.194	21.643	25.343	1'33.904	298,3	13:06'47.920
5	19.852	27.431	21.771	37.261	1'46.315P	295,9	13:08'34.235
6	2'12.598	29.582	22.591	25.786	3'30.557P	230,3	13:12'04.792
7	19.886	27.132	21.748	25.452	1'34.218	289,5	13:13'39.010
8	19.880	27.377	21.724	25.328	1'34.309	289,5	13:15'13.319
9	19.952	27.350	22.109	37.313	1'46.724P	289,5	13:17'00.043
10	4'52.709	31.617	23.835	29.652	6'17.813P	278,4	13:23'17.856
11	19.903	27.026	21.444	25.236	1'33.609	289,5	13:24'51.465
12	19.839	26.921	21.599	25.176	1'33.535	290,3	13:26'25.000

11° 28 M. REITERBERGER (1'33.257)							
Lap	Seg.1	Seg.2	Seg.3	Seg.4	Lap Time	km/h	Local Time
1		29.076	24.233	30.760		270,7	13:02'12.893
2	19.911	30.254	22.114	25.746	1'38.025	298,3	13:03'50.918
3	19.731	29.595	22.066	25.735	1'37.127	299,2	13:05'28.045
4	19.672	30.717	22.185	25.566	1'38.140	299,2	13:07'06.185
5	19.757	27.207	21.746	25.376	1'34.086	296,7	13:08'40.271
6	19.658	27.009	21.620	25.335	1'33.622	296,7	13:10'13.893
7	19.720	27.006	21.691	25.475	1'33.892	296,7	13:11'47.785
8	21.082	28.531	22.587	38.903	1'51.103P	284,2	13:13'38.888
9	7'05.364	30.311	22.547	25.623	8'23.845P	270,0	13:22'02.733
10	19.730	26.846	21.586	25.095	1'33.257	295,9	13:23'35.990
11	19.734	26.904	21.577	25.262	1'33.477	294,3	13:25'09.467

16° 21 M. RINALDI (1'33.651)							
Lap	Seg.1	Seg.2	Seg.3	Seg.4	Lap Time	km/h	Local Time
1		30.930	23.417	26.829		223,1	13:02'06.505
2	19.615	27.793	22.298	25.668	1'35.374	306,8	13:03'41.879
3	19.632	27.378	21.979	25.724	1'34.713	303,4	13:05'16.592
4	19.383	27.120	22.100	25.591	1'34.194	306,8	13:06'50.786
5	19.386	29.376	23.372	40.925	1'53.059P	306,8	13:08'43.845
6	10'59.601	28.284	22.239	37.015	12'27.139P	263,4	13:21'10.984
7	19.566	27.424	21.871	25.270	1'34.131	303,4	13:22'45.115
8	19.450	27.001	21.921	25.279	1'33.651	304,2	13:24'18.766
9	19.513	27.082	24.616	27.664	1'48.875	303,4	13:26'07.641

12° 2 L. CAMIER (1'33.269)							
Lap	Seg.1	Seg.2	Seg.3	Seg.4	Lap Time	km/h	Local Time
1		34.710	23.428	26.979		253,5	13:02'07.027
2	19.666	30.408	23.563	26.635	1'40.272	302,5	13:03'47.299
3	19.808	27.154	21.721	25.452	1'34.135	295,9	13:05'21.434
4	19.616	28.847	22.373	36.813	1'47.649P	300,0	13:07'09.083
5	4'04.682	27.861	22.211	25.655	5'20.409P	284,2	13:12'29.492
6	19.765	26.980	21.648	25.275	1'33.668	295,1	13:14'03.160
7	19.747	26.995	21.622	25.247	1'33.611	297,5	13:15'36.771
8	20.221	27.506	22.120	38.155	1'48.002P	292,7	13:17'24.773
9	4'29.715	31.098	25.726	29.223	5'55.762P	274,1	13:23'20.535
10	19.667	26.952	21.449	25.201	1'33.269	296,7	13:24'53.804
11	19.788	27.111	21.487	25.179	1'33.565	296,7	13:26'27.369

17° 23 R. KIYONARI (1'33.758)							
Lap	Seg.1	Seg.2	Seg.3	Seg.4	Lap Time	km/h	Local Time
1		30.843	23.911	29.696		244,3	13:02'06.362
2	20.246	39.997	22.320	25.917	1'48.480	301,7	13:03'54.842
3	19.591	1'02.266	23.382	26.356	2'11.595	303,4	13:06'06.437
4	19.707	27.778	21.933	25.511	1'34.929	298,3	13:07'41.366
5	19.627	27.339	22.005	25.558	1'34.529	298,3	13:09'15.895
6	19.686	27.464	22.048	25.520	1'34.718	298,3	13:10'50.613
7	19.671	27.399	21.815	25.386	1'34.271	299,2	13:12'24.884
8	19.597	27.995	22.103	25.356	1'35.051	298,3	13:13'59.935
9	19.631	27.193	22.061	25.522	1'34.407	297,5	13:15'34.342
10	19.689	27.251	21.889	25.596	1'34.425	297,5	13:17'08.767
11	19.990	27.857	22.449	39.617	1'49.913P	291,9	13:18'58.680
12	2'42.285	30.894	22.362	25.556	4'01.097P	255,9	13:22'59.777
13	19.752	27.116	21.691	25.199	1'33.758	296,7	13:24'33.535
14	20.851	28.149	22.205	25.662	1'36.867	254,7	13:26'10.402

13° 54 T. RAZGATLIOGLU (1'33.466)							
Lap	Seg.1	Seg.2	Seg.3	Seg.4	Lap Time	km/h	Local Time
1		28.487	22.944	26.180		281,3	13:02'26.158
2	19.656	27.233	21.759	25.509	1'34.157	296,7	13:04'00.315
3	19.801	27.323	21.828	25.645	1'34.597	297,5	13:05'34.912
4	19.826	27.355	21.775	25.643	1'34.599	298,3	13:07'09.511
5	19.859	27.789	22.056	39.637	1'49.341P	295,1	13:08'58.852
6	10'59.574	28.292	22.316	28.826	12'19.008P	279,8	13:21'17.860
7	19.619	27.171	25.668	27.422	1'39.880	300,8	13:22'57.740
8	19.583	27.112	21.647	25.124	1'33.466	297,5	13:24'31.206
9	21.862	30.062	22.334	25.964	1'40.222	260,9	13:26'11.428

18° 99 T. WAROKORN (1'33.817)							
Lap	Seg.1	Seg.2	Seg.3	Seg.4	Lap Time	km/h	Local Time
1		30.450	23.410	28.018		265,4	13:02'07.280
2	19.636	29.044	22.090	25.825	1'36.595	305,9	13:03'43.875
3	19.610	31.280	22.265	25.653	1'38.808	304,2	13:05'22.683
4	19.527	27.473	21.908	25.573	1'34.481	302,5	13:06'57.164
5	19.516	27.407	21.947	25.702	1'34.572	301,7	13:08'31.736
6	20.706	29.343	22.792	40.556	1'53.397P	289,5	13:10'25.133
7	4'25.149	29.534	24.557	25.930	5'45.170P	280,5	13:16'10.303
8	19.480	27.459	21.822	25.333	1'34.094	299,2	13:17'44.397
9	19.563	27.207	21.623	25.424	1'33.817	300,8	13:19'18.214
10	19.507	27.514	21.809	25.587	1'34.417	300,0	13:20'52.631
11	20.903	32.978	24.063	44.356	2'02.300P	282,0	13:22'54.931

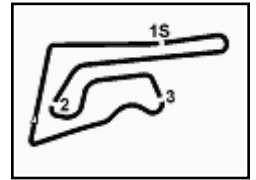
14° 36 L. MERCADO (1'33.529)							
Lap	Seg.1	Seg.2	Seg.3	Seg.4	Lap Time	km/h	Local Time
1		31.884	24.122	29.262		245,5	13:02'05.632
2	19.846	27.551	21.734	25.606	1'34.737	293,5	13:03'40.369
3	19.668	27.395	21.637	25.325	1'34.025	296,7	13:05'14.394
4	19.787	27.270	21.591	25.419	1'34.067	294,3	13:06'48.461
5	19.819	27.355	21.800	37.588	1'46.562P	293,5	13:08'35.023
6	8'36.565	31.322	23.601	26.500	9'57.988P	259,0	13:18'33.011
7	19.752	27.008	21.617	25.152	1'33.529	294,3	13:20'06.540
8	19.829	27.143	21.570	25.224	1'33.766	293,5	13:21'40.306
9	19.752	27.184	21.706	25.515	1'34.157	293,5	13:23'14.463
10	29.750	32.666	23.691	32.081	1'58.188		13:25'12.651

19° 52 A. DELBIANCO (1'35.596)							
Lap	Seg.1	Seg.2	Seg.3	Seg.4	Lap Time	km/h	Local Time
1		31.983	24.074	29.326		239,5	13:02'05.819
2	20.198	28.188	22.177	26.012	1'36.575	285,7	13:03'42.394

16/03/2019 P = Pits In/Out - C = Lap Time Cancelled

These data/results cannot be reproduced, stored and/or transmitted in whole or in part by any manner of electronic, mechanical, photocopying, recording, broadcasting or otherwise now known or herein after developed without the previous express consent by the copyright owner, except for reproduction in daily press and regular printed publications on sale to the public within 60 days of the event related to those data/results and always provided that copyright symbol appears together as follows below.

© DORNA WSBK ORGANIZATION Srl 2019



Buriram 4.554 m

3 / 3

Pirelli Thai Round, 15-17 March 2019 World Superbike - Chronological Analysis Tissot Superpole

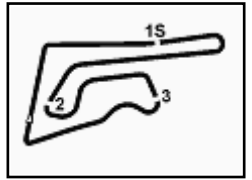
3	20.182	27.662	22.062	25.690	1'35.596	287,2	13:05'17.990
4	20.233	27.884	22.253	25.976	1'36.346	285,7	13:06'54.336
5	20.339	30.650	23.496	40.882	1'55.367P	282,7	13:08'49.703
6	7'43.784	32.015	24.492	26.636	9'06.927P	240,5	13:17'56.630
7	20.406	27.792	22.057	25.600	1'35.855	284,2	13:19'32.485
8	21.013	29.334	23.139	38.095	1'51.581P	277,6	13:21'24.066

16/03/2019 P = Pits In/Out - C = Lap Time Cancelled

These data/results cannot be reproduced, stored and/or transmitted in whole or in part by any manner of electronic, mechanical, photocopying, recording, broadcasting or otherwise now known or herein after developed without the previous express consent by the copyright owner, except for reproduction in daily press and regular printed publications on sale to the public within 60 days of the event related to those data/results and always provided that copyright symbol appears together as follows below.

© DORNA WSBK ORGANIZATION Srl 2019

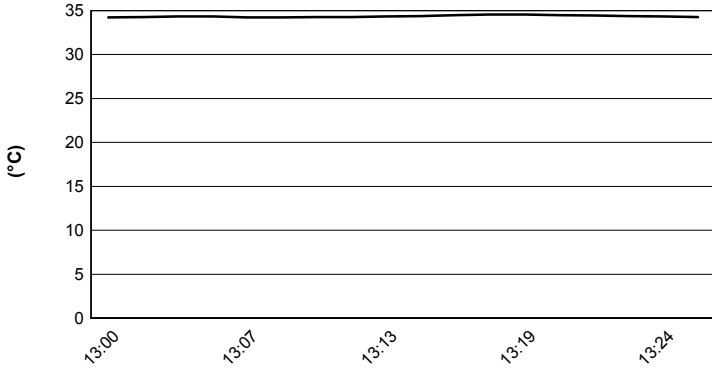




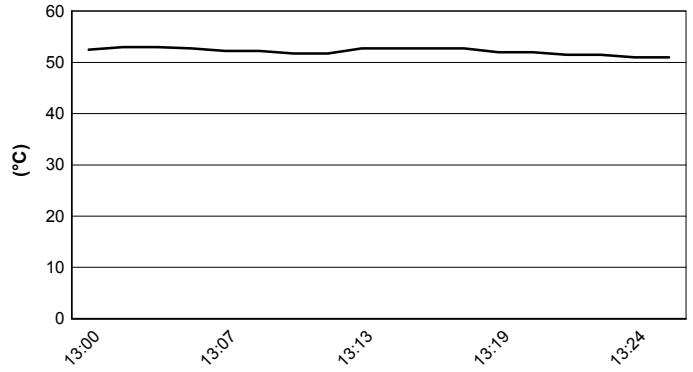
Buriram 4.554 m

Pirelli Thai Round, 15-17 March 2019
World Superbike - Weather Report Tissot Superpole
 Session started 13:00 - Session ended 13:26

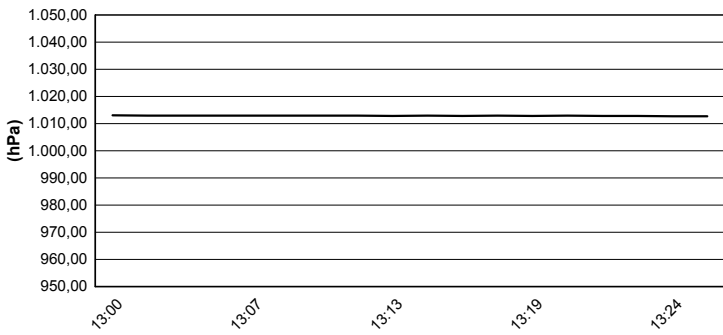
Air Temperature



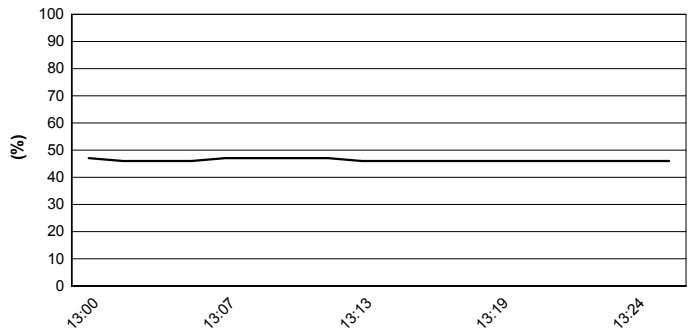
Track Temperature



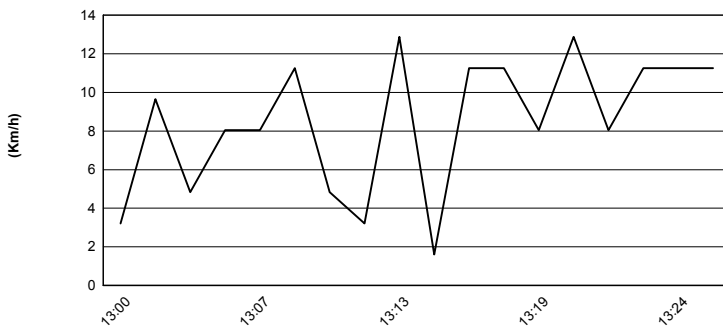
Air Pressure



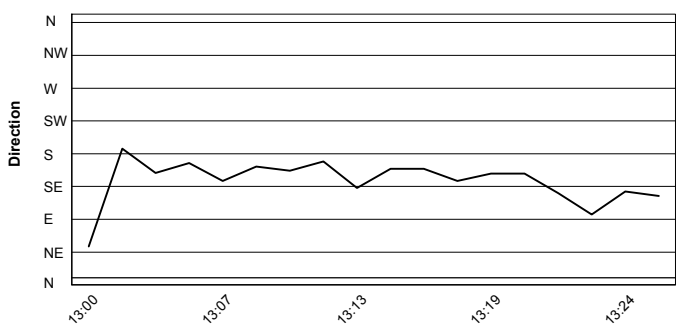
Humidity



Wind Speed



Wind Direction

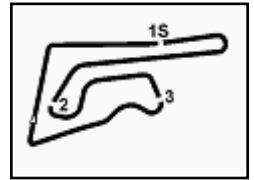


16/03/2019

These data/results cannot be reproduced, stored and/or transmitted in whole or in part by any manner of electronic, mechanical, photocopying, recording, broadcasting or otherwise now known or herein after developed without the previous express consent by the copyright owner, except for reproduction in daily press and regular printed publications on sale to the public within 60 days of the event related to those data/results and always provided that copyright symbol appears together as follows below.

© DORNA WSBK ORGANIZATION Srl 2019





Buriram 4.554 m

Pirelli Thai Round, 15-17 March 2019

World Superbike - Starting Grid - Race 1

20 Laps x 4,554 km = 91,080 km

Pos	Number	Rider Name	Team	Time
1	19	BAUTISTA A.	Ducati	1'31.912
2	1	REA J.	Kawasaki	1'32.341
3	22	LOWES A.	Yamaha	1'32.440
4	11	CORTESE S.	Yamaha	1'32.608
5	91	HASLAM L.	Kawasaki	1'32.688
6	66	SYKES T.	BMW	1'32.909
7	33	MELANDRI M.	Yamaha	1'33.002
8	50	LAVERTY E.	Ducati	1'33.037
9	7	DAVIES C.	Ducati	1'33.196
10	60	VAN DER MARK M.	Yamaha	1'33.243
11	28	REITERBERGER M.	BMW	1'33.257
12	2	CAMIER L.	Honda	1'33.269
13	54	RAZGATLIOGLU T.	Kawasaki	1'33.466
14	36	MERCADO L.	Kawasaki	1'33.529
15	81	TORRES J.	Kawasaki	1'33.535
16	21	RINALDI M.	Ducati	1'33.651
17	23	KIYONARI R.	Honda	1'33.758
18	99	WAROKORN T.	Kawasaki	1'33.817
19	52	DELBIANCO A.	Honda	1'35.596

16/03/2019 Jury President

These data/results cannot be reproduced, stored and/or transmitted in whole or in part by any manner of electronic, mechanical, photocopying, recording, broadcasting or otherwise now known or herein after developed without the previous express consent by the copyright owner, except for reproduction in daily press and regular printed publications on sale to the public within 60 days of the event related to those data/results and always provided that copyright symbol appears together as follows below.

© DORNA WSBK ORGANIZATION Srl 2019

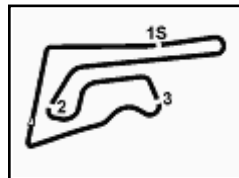
FIKR PERUGIA TIMING



Official Tyre Supplier



Official Timekeeper



Buriram 4.554 m

Pirelli Thai Round, 15-17 March 2019 World Superbike - Tissot Superpole Ranking

	2016	2017	2018	2019
01 Phillip Island Grand Prix Circuit	Sykes (Gbr) Kaw 1'30.020 (177,8 Km/h)	Rea (Gbr) Kaw 1'29.573 (178,6 Km/h)	Sykes (Gbr) Kaw 1'30.099 (177,6 Km/h)	Rea (Gbr) Kaw 1'29.413 (179,0 Km/h)
02 Chang International Circuit	van der Mark (Ned) Hon 1'33.452 (175,4 Km/h)	Rea (Gbr) Kaw 1'32.957 (176,4 Km/h)	Rea (Gbr) Kaw 1'32.814 (176,6 Km/h)	Bautista (Esp) Duc 1'31.912 (178,4 Km/h)
03 Motorland Aragon	Sykes (Gbr) Kaw 1'49.374 (167,1 Km/h)	Davies (Gbr) Duc 1'49.319 (167,2 Km/h)	Melandri (Ita) Duc 1'49.543 (166,8 Km/h)	
04 TT Circuit Assen	Sykes (Gbr) Kaw 1'35.440 (171,3 Km/h)	Rea (Gbr) Kaw 1'33.505 (174,9 Km/h)	Lowes (Gbr) Yam 1'34.066 (173,8 Km/h)	
05 Autodromo Internazionale Enzo e Dino	Davies (Gbr) Duc 1'45.598 (168,2 Km/h)	Davies (Gbr) Duc 1'45.662 (168,1 Km/h)	Rea (Gbr) Kaw 1'45.797 (167,9 Km/h)	
06 Circuito de Jerez Ángel Nieto	Sykes (Gbr) Kaw 1'39.190 (160,5 Km/h)	Melandri (Ita) Duc 1'38.960 (160,9 Km/h)		
07 Misano World Circuit "Marco Simoncelli"	Sykes (Gbr) Kaw 1'34.037 (155,4 Km/h)	Sykes (Gbr) Kaw 1'33.662 (156,1 Km/h)	Sykes (Gbr) Kaw 1'33.640 (156,1 Km/h)	
08 Donington Park	Sykes (Gbr) Kaw 1'26.712 (0,0 Km/h)	Sykes (Gbr) Kaw 1'26.641 (0,0 Km/h)	Sykes (Gbr) Kaw 1'26.663 (0,0 Km/h)	
09 WeatherTech Raceway Laguna Seca	Sykes (Gbr) Kaw 1'22.155 (158,2 Km/h)	Sykes (Gbr) Kaw 1'22.476 (157,6 Km/h)	Davies (Gbr) Duc 1'22.282 (157,9 Km/h)	
10 Autódromo Internacional do Algarve		Rea (Gbr) Kaw 1'41.430 (163,0 Km/h)	Lavery (Irl) Apr 1'40.705 (164,2 Km/h)	
11 Circuit de Nevers Magny-Cours	Rea (Gbr) Kaw 1'52.881 (134,7 Km/h)	Rea (Gbr) Kaw 1'56.555 (130,5 Km/h)	Sykes (Gbr) Kaw 1'35.696 (158,9 Km/h)	
12 Circuit San Juan Villicum			Melandri (Ita) Duc 1'39.012 (155,5 Km/h)	
13 Losail International Circuit	Rea (Gbr) Kaw 1'56.356 (166,5 Km/h)	Rea (Gbr) Kaw 1'56.228 (166,6 Km/h)	Sykes (Gbr) Kaw 1'56.124 (166,8 Km/h)	

2019

- 1 **A. Bautista**
- 1 J. Rea

ALL TIMES

- | | | | |
|---------------|----------------|------------------|----------------------|
| 48 T. Sykes | 6 J. Kocinski | 2 A. Gobert | 1 R. Burnett |
| 43 T. Corser | 6 C. Crutchlow | 2 D. Tardozzi | 1 J. Reynolds |
| 26 T. Bayliss | 6 C. Davies | 2 A. Yanagawa | 1 S. Hislop |
| 21 C. Fogarty | 5 D. Giugliano | 2 M. Lucchinelli | 1 M. Mladin |
| 17 D. Polen | 5 M. Biaggi | 2 B. Bostrom | 1 R. Xaus |
| 17 J. Rea | 4 F. Merkel | 2 B. Monti | 1 M. Tamada |
| 16 N. Hodgson | 4 J. Toseland | 2 M. Campbell | 1 L. Lanzi |
| 15 C. Edwards | 4 S. Guintoli | 2 Y. Nagai | 1 M. Fabrizio |
| 11 B. Spies | 4 M. Melandri | 2 M. Neukirchner | 1 A. Badovini |
| 10 P. Chili | 3 S. Mertens | 2 L. Baz | 1 F. Nieto |
| 10 C. Checa | 3 R. Phillis | 1 M. Doohan | 1 T. Hill |
| 9 R. Roche | 3 S. Martin | 1 D. Chandler | 1 A. Lowes |
| 8 G. Falappa | 3 C. Vermeulen | 1 P. Goddard | 1 J. Hopkins |
| 8 S. Russell | 3 Y. Kagayama | 1 M. Dowson | 1 M. van der Mark |
| 8 A. Slight | 3 L. Haslam | 1 A. Vieira | 1 A. Bautista |
| 7 N. Haga | 3 J. Smrz | 1 T. Kipp | 1 I. Jaitovich |
| 7 R. Laconi | 3 E. Laverty | 1 S. Crafar | |

16/03/2019

These data/results cannot be reproduced, stored and/or transmitted in whole or in part by any manner of electronic, mechanical, photocopying, recording, broadcasting or otherwise now known or herein after developed without the previous express consent by the copyright owner, except for reproduction in daily press and regular printed publications on sale to the public within 60 days of the event related to those data/results and always provided that copyright symbol appears together as follows below.

© DORNA WSBK ORGANIZATION Srl 2019

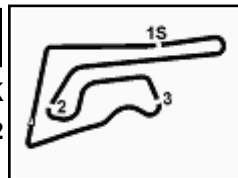
PIRELLI PERUGIA TIMING



Official Tyre Supplier



Official Timekeeper



Buriram 4.554 m

Pirelli Thai Round, 15-17 March 2019 World Superbike - Tissot Superpole Award

	Points	Points From First	Points From Previous	February 24	March 17	April 7	April 14	May 12	June 9	June 23	July 7	July 14	September 8	September 24	October 13	October 26			
				PHILLIP ISLAND	BURIRAM	ARAGON	ASSEN	IMOLA	JEREZ	MISANO	DONINGTON PARK	LAGUNA SECA	PORTIMAO	MAGNY COURS	VILLICUM	LOSAIL			
1 BAUTISTA Alvaro (ESP)	31			7 12	12														
2 REA Jonathan (GBR)	30	1		12 9	9														
3 HASLAM Leon (GBR)	21	10	9	9 7	5														
4 LOWES Alex (GBR)	18	13	3	5 6	7														
5 CORTESE Sandro (GER)	13	18	5	4 3	6														
6 SYKES Tom (GBR)	10	21	3	6	4														
7 MELANDRI Marco (ITA)	8	23	2	1 4	3														
8 VAN DER MARK Michael (NED)	8	23	0	3 5															
9 RINALDI Michael Ruben (ITA)	4	27	4	2 2															
10 LAVERTY Eugene (IRL)	3	28	1	1	2														
11 DAVIES Chaz (GBR)	1	30	2		1														

16/03/2019 Odd points columns: Tissot Superpole Even points columns: Tissot Superpole Race

These data/results cannot be reproduced, stored and/or transmitted in whole or in part by any manner of electronic, mechanical, photocopying, recording, broadcasting or otherwise now known or herein after developed without the previous express consent by the copyright owner, except for reproduction in daily press and regular printed publications on sale to the public within 60 days of the event related to those data/results and always provided that copyright symbol appears together as follows below.

© DORNA WSBK ORGANIZATION Srl 2019

