

Pirelli Thai Round, 15-17 March 2019

World Supersport - Biographical Entry List

Buriram 4.554 m

No.	Rider (Abbreviation)			Nat	Bike Team	Wins 2019	Podiums 2019	Pole 2019	Races 2019	Tyres	
	Age	Date of Birth	Place of Birth								
1	3	DE ROSA Raffaele (DeR)	31 25/03/1987	Napoli	ITA	MV Agusta F3 675 MV AGUSTA Reparto Corse			6	41	Pirelli
2	4	STANGE Christian (Sta)	20 05/06/1998	Most	GER	Honda CBR600RR GEMAR - Ciociaria Corse WorldSSP Team				5	Pirelli
3	6	HERRERA Maria (Her)	22 26/08/1996	Toledo	ESP	Yamaha YZF R6 MS Racing				1	Pirelli
4	10	CALERO Nacho (Cal)	27 05/07/1991	Valencia	ESP	Kawasaki ZX-6R Orelac Racing VerdNatura				70	Pirelli
5	15	COPPOLA Alfonso (Cop)	21 15/09/1997	Scafati	ITA	Honda CBR600RR GEMAR - Ciociaria Corse WorldSSP Team				8	Pirelli
6	16	CLUZEL Jules (Clu)	30 12/10/1988	Montlucon	FRA	Yamaha YZF R6 GMT94 YAMAHA	17	41	20	70	Pirelli
7	21	KRUMMENACHER Randy (Kru)	29 24/02/1990	Zurich	SUI	Yamaha YZF R6 BARDAHL Evan Bros. WorldSSP Team	3	7	1	25	Pirelli
8	22	FULIGNI Federico (Ful)	23 01/06/1995	Bologna	ITA	MV Agusta F3 675 MV AGUSTA Reparto Corse				1	Pirelli
9	30	VAN STRAALEN Glenn (vSt)	18 30/09/2000	Hoogkarspel	NED	Kawasaki ZX-6R EAB Racing Team				3	Pirelli
10	32	VINALES Isaac (Vin)	25 06/11/1993	Llansá	ESP	Yamaha YZF R6 Kallio Racing				1	Pirelli
11	36	GRADINGER Thomas (Gra)	22 11/08/1996	St. Marienkirchen	AUT	Yamaha YZF R6 Kallio Racing				14	Pirelli
12	38	SOOMER Hannes (Soo)	21 17/02/1998	Tallinn	EST	Honda CBR600RR MPM WILSport Racedays				26	Pirelli
13	44	MAHIAS Lucas (Mah)	29 14/04/1989	Mont de Marsan	FRA	Kawasaki ZX-6R Kawasaki Puccetti Racing	5	15	7	36	Pirelli
14*	46	NAKCHAROENSRI Ratchada (Nak)	28 04/11/1990	Bangkok	THA	Yamaha YZF R6 YAMAHA PTT Lubricants TANN Racing					Pirelli
15	47	HARTOG Rob (Har)	26 26/03/1992	Abbekerk	NED	Kawasaki ZX-6R Team Hartog - Against Cancer				17	Pirelli
16	56	SEBESTYEN Peter (Seb)	24 16/05/1994	Budapest	HUN	Honda CBR600RR CIA Landlord Insurance Honda				18	Pirelli
17	64	CARICASULO Federico (Car)	22 06/04/1996	Ravenna	ITA	Yamaha YZF R6 BARDAHL Evan Bros. WorldSSP Team	3	12	5	37	Pirelli
18	74	VAN SIKKELERUS Jaimie (vSk)	21 25/05/1997	Curacao	NED	Honda CBR600RR MPM WILSport Racedays				23	Pirelli
19	78	OKUBO Hikari (Oku)	25 11/08/1993	Kodaira	JPN	Kawasaki ZX-6R Kawasaki Puccetti Racing				36	Pirelli
20	80	BARBERA Hector (Bar)	32 02/11/1986	Dos Aguas	ESP	Yamaha YZF R6 Team Toth by Willirace				5	Pirelli
21	84	CRESSON Loris (Cre)	20 14/08/1998	Braine L'Alleud	BEL	Yamaha YZF R6 Kallio Racing				19	Pirelli
22	86	BADOVINI Ayrton (Bad)	32 31/05/1986	Biella	ITA	Kawasaki ZX-6R Team Pedercini Racing	1	2		22	Pirelli
23	94	PEROLARI Corentin (Per)	20 13/04/1998	Bagnols-sur-Cèze	FRA	Yamaha YZF R6 GMT94 YAMAHA				8	Pirelli
24	95	DANILO Jules (Dan)	23 18/05/1995	Milano	FRA	Honda CBR600RR CIA Landlord Insurance Honda				1	Pirelli

15/03/2019

* = Wild Card

** = One Event

These data/results cannot be reproduced, stored and/or transmitted in whole or in part by any manner of electronic, mechanical, photocopying, recording, broadcasting or otherwise now known or herein after developed without the previous express consent by the copyright owner, except for reproduction in daily press and regular printed publications on sale to the public within 60 days of the event related to those data/results and always provided that copyright symbol appears together as follows below.

© DORNA WSBK ORGANIZATION Srl 2019

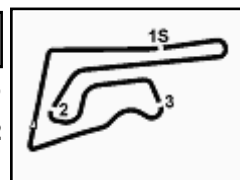
FICR PERUGIA TIMING



Official Tyre Supplier



Official Timekeeper



Pirelli Thai Round, 15-17 March 2019

World Supersport - Results Free Practice 1st Session

Buriram 4.554 m

1 / 2

No.	Rider	Nat	Team	Bike	Time	Gap	Rel.	Laps	Speed	
									Avg	Max
1	64 F. CARICASULO	ITA	BARDAHL Evan Bros. WorldSSP Team	Yamaha YZF R6	1'37.923			15	167,421	262,1
2	21 R. KRUMMENACHER	SUI	BARDAHL Evan Bros. WorldSSP Team	Yamaha YZF R6	1'38.219	0.296	0.296	15	166,917	259,0
3	16 J. CLUZEL	FRA	GMT94 YAMAHA	Yamaha YZF R6	1'38.274	0.351	0.055	13	166,823	261,5
4	36 T. GRADINGER	AUT	Kallio Racing	Yamaha YZF R6	1'38.449	0.526	0.175	14	166,527	263,4
5	78 H. OKUBO	JPN	Kawasaki Puccetti Racing	Kawasaki ZX-6R	1'38.599	0.676	0.150	14	166,273	260,9
6	44 L. MAHIAS	FRA	Kawasaki Puccetti Racing	Kawasaki ZX-6R	1'38.680	0.757	0.081	14	166,137	258,4
7	80 H. BARBERA	ESP	Team Toth by Willirace	Yamaha YZF R6	1'38.723	0.800	0.043	18	166,065	256,5
8	86 A. BADOVINI	ITA	Team Pedercini Racing	Kawasaki ZX-6R	1'38.983	1.060	0.260	16	165,628	257,1
9	3 R. DE ROSA	ITA	MV AGUSTA Reparto Corse	MV Agusta F3 675	1'39.052	1.129	0.069	18	165,513	259,6
10	38 H. SOOMER	EST	MPM WILSport Racedays	Honda CBR600RR	1'39.318	1.395	0.266	14	165,070	259,0
11	95 J. DANILO	FRA	CIA Landlord Insurance Honda	Honda CBR600RR	1'39.684	1.761	0.366	18	164,464	258,4
12	84 L. CRESSON	BEL	Kallio Racing	Yamaha YZF R6	1'39.780	1.857	0.096	17	164,305	265,4
13	74 J. VAN SIKKELERUS	NED	MPM WILSport Racedays	Honda CBR600RR	1'40.084	2.161	0.304	17	163,806	259,6
14	56 P. SEBESTYEN	HUN	CIA Landlord Insurance Honda	Honda CBR600RR	1'40.269	2.346	0.185	13	163,504	254,7
15	94 C. PEROLARI	FRA	GMT94 YAMAHA	Yamaha YZF R6	1'40.335	2.412	0.066	15	163,397	252,9
16	22 F. FULIGNI	ITA	MV AGUSTA Reparto Corse	MV Agusta F3 675	1'40.722	2.799	0.387	14	162,769	254,7
17	10 N. CALERO	ESP	Orelac Racing VerdNatura	Kawasaki ZX-6R	1'41.233	3.310	0.511	15	161,947	254,1
18	15 A. COPPOLA	ITA	GEMAR - Ciociaria Corse WorldSSP Team	Honda CBR600RR	1'41.312	3.389	0.079	16	161,821	254,1
19	6 M. HERRERA	ESP	MS Racing	Yamaha YZF R6	1'41.399	3.476	0.087	15	161,682	254,7
20	30 G. VAN STRAALLEN	NED	EAB Racing Team	Kawasaki ZX-6R	1'42.183	4.260	0.784	18	160,442	252,9
21	47 R. HARTOG	NED	Team Hartog - Against Cancer	Kawasaki ZX-6R	1'44.273	6.350	2.090	5	157,226	250,0
22	46 R. NAKCHAROENSRI	THA	YAMAHA PTT Lubricants TANN Racing	Yamaha YZF R6	1'44.435	6.512	0.162	14	156,982	252,3
----- Out 107% in this Session -----										
23	4 C. STANGE	GER	GEMAR - Ciociaria Corse WorldSSP Team	Honda CBR600RR	1'51.894	13.971	7.459	1	146,517	244,3
24	32 I. VINALES	ESP	Kallio Racing	Yamaha YZF R6				1		214,7

Qualifying Lap Time (107% of 1'37.923): 1'44.779

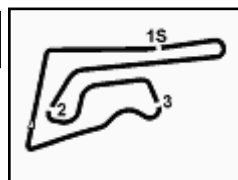
AIR	Humidity:	44%	Temp:	35°C
TRACK	Condition:	Dry	Temp:	55°C

Records	Pole (SP2)	2018	L.Mahias	1'36.738	169,470	Km/h
	Race (RC)	2018	R.Krummenacher	1'37.620	167,940	Km/h
	All Times (SP2)	2018	L.Mahias	1'36.738	169,470	Km/h

Start 15/03/2019 11:30 End 12:16 The results are provisional until the end of the time limit for protests and appeals and the completion of the technical checks.

These data/results cannot be reproduced, stored and/or transmitted in whole or in part by any manner of electronic, mechanical, photocopying, recording, broadcasting or otherwise now known or herein after developed without the previous express consent by the copyright owner, except for reproduction in daily press and regular printed publications on sale to the public within 60 days of the event related to those data/results and always provided that copyright symbol appears together as follows below.

© DORNA WSBK ORGANIZATION Srl 2019



Pirelli Thai Round, 15-17 March 2019

World Supersport - Results Free Practice 1st Session

Session Highlights

Local Time	No. Rider	Description
11.30.00		Start
11.31.01		WorldSSP Pit Intervention Time: 1min 32secs
11.36.00	4 C. STANGE	Technical Problem - Turn 6
11.51.37	6 M. HERRERA	Check Transponder
11.57.59	46 R. NAKCHAROENSRI	On Asphalt - Re-Joined - Turn 4
11.59.52	46 R. NAKCHAROENSRI	On Asphalt - Re-Joined - Turn 6
12.11.08	56 P. SEBESTYEN	Technical Problem - Turn 3
12.12.06	94 C. PEROLARI	On Asphalt - Re-Joined - Turn 3
12.16.53		End Of Session

Fastest Laps Sequence

No.	Rider	Nat	Team	Bike	Local Time	Time	Gap	Avg
64	F. CARICASULO	ITA	BARDAHL Evan Bros. WorldSSP Team	Yamaha YZF R6	11:33'46.869	1'41.462		161,582
21	R. KRUMMENACHER	SUI	BARDAHL Evan Bros. WorldSSP Team	Yamaha YZF R6	11:34'51.407	1'40.174	-1.288	163,659
16	J. CLUZEL	FRA	GMT94 YAMAHA	Yamaha YZF R6	11:35'01.468	1'39.768	-0.406	164,325
64	F. CARICASULO	ITA	BARDAHL Evan Bros. WorldSSP Team	Yamaha YZF R6	11:35'26.461	1'39.592	-0.176	164,616
21	R. KRUMMENACHER	SUI	BARDAHL Evan Bros. WorldSSP Team	Yamaha YZF R6	11:36'30.240	1'38.833	-0.759	165,880
78	H. OKUBO	JPN	Kawasaki Puccetti Racing	Kawasaki ZX-6R	11:36'52.967	1'38.811	-0.022	165,917
21	R. KRUMMENACHER	SUI	BARDAHL Evan Bros. WorldSSP Team	Yamaha YZF R6	11:38'08.833	1'38.593	-0.218	166,284
21	R. KRUMMENACHER	SUI	BARDAHL Evan Bros. WorldSSP Team	Yamaha YZF R6	11:39'47.276	1'38.443	-0.150	166,537
64	F. CARICASULO	ITA	BARDAHL Evan Bros. WorldSSP Team	Yamaha YZF R6	11:58'25.449	1'38.246	-0.197	166,871
64	F. CARICASULO	ITA	BARDAHL Evan Bros. WorldSSP Team	Yamaha YZF R6	12:00'03.372	1'37.923	-0.323	167,421

Start 11:30 End 12:16 The results are provisional until the end of the time limit for protests and appeals and the completion of the technical checks.

These data/results cannot be reproduced, stored and/or transmitted in whole or in part by any manner of electronic, mechanical, photocopying, recording, broadcasting or otherwise now known or herein after developed without the previous express consent by the copyright owner, except for reproduction in daily press and regular printed publications on sale to the public within 60 days of the event related to those data/results and always provided that copyright symbol appears together as follows below.

© DORNA WSBK ORGANIZATION Srl 2019

Pirelli Thai Round, 15-17 March 2019

World Supersport - Best Sectors & Speed Free Practice 1st Session

Buriram 4.554 m

BEST LAP			
1	64 F. CARICASULO	Yamaha YZF R6	1'37.923
2	21 R. KRUMMENACHER	Yamaha YZF R6	1'38.219
3	16 J. CLUZEL	Yamaha YZF R6	1'38.274
4	36 T. GRADINGER	Yamaha YZF R6	1'38.449
5	78 H. OKUBO	Kawasaki ZX-6R	1'38.599
6	44 L. MAHIAS	Kawasaki ZX-6R	1'38.680
7	80 H. BARBERA	Yamaha YZF R6	1'38.723
8	86 A. BADOVINI	Kawasaki ZX-6R	1'38.983
9	3 R. DE ROSA	MV Agusta F3 675	1'39.052
10	38 H. SOOMER	Honda CBR600RR	1'39.318
11	95 J. DANILO	Honda CBR600RR	1'39.684
12	84 L. CRESSON	Yamaha YZF R6	1'39.780
13	74 J. VAN SIKKELERUS	Honda CBR600RR	1'40.084
14	56 P. SEBESTYEN	Honda CBR600RR	1'40.269
15	94 C. PEROLARI	Yamaha YZF R6	1'40.335
16	22 F. FULIGNI	MV Agusta F3 675	1'40.722
17	10 N. CALERO	Kawasaki ZX-6R	1'41.233
18	15 A. COPPOLA	Honda CBR600RR	1'41.312
19	6 M. HERRERA	Yamaha YZF R6	1'41.399
20	30 G. VAN STRAALEN	Kawasaki ZX-6R	1'42.183
21	47 R. HARTOG	Kawasaki ZX-6R	1'44.273
22	46 R. NAKCHAROENSRI	Yamaha YZF R6	1'44.435
23	4 C. STANGE	Honda CBR600RR	1'51.894
24	32 I. VINALES	Yamaha YZF R6	

SPEED			
1	84 L. CRESSON	Yamaha YZF R6	265,4
2	36 T. GRADINGER	Yamaha YZF R6	263,4
3	64 F. CARICASULO	Yamaha YZF R6	262,1
4	16 J. CLUZEL	Yamaha YZF R6	261,5
5	78 H. OKUBO	Kawasaki ZX-6R	260,9
6	3 R. DE ROSA	MV Agusta F3 675	259,6
7	74 J. VAN SIKKELERUS	Honda CBR600RR	259,6
8	38 H. SOOMER	Honda CBR600RR	259,0
9	21 R. KRUMMENACHER	Yamaha YZF R6	259,0
10	44 L. MAHIAS	Kawasaki ZX-6R	258,4
11	95 J. DANILO	Honda CBR600RR	258,4
12	86 A. BADOVINI	Kawasaki ZX-6R	257,1
13	80 H. BARBERA	Yamaha YZF R6	256,5
14	22 F. FULIGNI	MV Agusta F3 675	254,7
15	6 M. HERRERA	Yamaha YZF R6	254,7
16	56 P. SEBESTYEN	Honda CBR600RR	254,7
17	10 N. CALERO	Kawasaki ZX-6R	254,1
18	15 A. COPPOLA	Honda CBR600RR	254,1
19	94 C. PEROLARI	Yamaha YZF R6	252,9
20	30 G. VAN STRAALEN	Kawasaki ZX-6R	252,9
21	46 R. NAKCHAROENSRI	Yamaha YZF R6	252,3
22	47 R. HARTOG	Kawasaki ZX-6R	250,0
23	4 C. STANGE	Honda CBR600RR	244,3
24	32 I. VINALES	Yamaha YZF R6	214,7

SEG. 1		
1	64 F. CARICASULO	21.293
2	36 T. GRADINGER	21.342
3	78 H. OKUBO	21.352
4	84 L. CRESSON	21.386
5	16 J. CLUZEL	21.387
6	21 R. KRUMMENACHER	21.427
7	86 A. BADOVINI	21.476
8	80 H. BARBERA	21.513
9	44 L. MAHIAS	21.550
10	74 J. VAN SIKKELERUS	21.594
11	3 R. DE ROSA	21.628
12	95 J. DANILO	21.646
13	56 P. SEBESTYEN	21.703
14	38 H. SOOMER	21.714
15	6 M. HERRERA	21.789
16	94 C. PEROLARI	21.809
17	15 A. COPPOLA	21.814
18	22 F. FULIGNI	21.921
19	10 N. CALERO	21.938
20	30 G. VAN STRAALEN	21.996
21	47 R. HARTOG	22.207
22	46 R. NAKCHAROENSRI	22.242
23	4 C. STANGE	23.167

SEG. 2		
1	21 R. KRUMMENACHER	28.310
2	64 F. CARICASULO	28.337
3	16 J. CLUZEL	28.359
4	36 T. GRADINGER	28.427
5	78 H. OKUBO	28.571
6	44 L. MAHIAS	28.806
7	86 A. BADOVINI	28.842
8	38 H. SOOMER	28.857
9	95 J. DANILO	28.861
10	84 L. CRESSON	28.862
11	3 R. DE ROSA	28.865
12	80 H. BARBERA	28.989
13	74 J. VAN SIKKELERUS	29.027
14	56 P. SEBESTYEN	29.085
15	94 C. PEROLARI	29.198
16	22 F. FULIGNI	29.277
17	10 N. CALERO	29.452
18	6 M. HERRERA	29.503
19	15 A. COPPOLA	29.522
20	30 G. VAN STRAALEN	29.863
21	46 R. NAKCHAROENSRI	30.149
22	47 R. HARTOG	30.777
23	32 I. VINALES	33.088
24	4 C. STANGE	33.830

SEG. 3		
1	64 F. CARICASULO	22.108
2	44 L. MAHIAS	22.122
3	21 R. KRUMMENACHER	22.125
4	80 H. BARBERA	22.161
5	3 R. DE ROSA	22.193
6	36 T. GRADINGER	22.225
7	86 A. BADOVINI	22.226
8	78 H. OKUBO	22.261
9	16 J. CLUZEL	22.281
10	38 H. SOOMER	22.413
11	56 P. SEBESTYEN	22.456
12	74 J. VAN SIKKELERUS	22.522
13	95 J. DANILO	22.546
14	94 C. PEROLARI	22.603
15	10 N. CALERO	22.734
16	84 L. CRESSON	22.779
17	15 A. COPPOLA	22.799
18	6 M. HERRERA	22.839
19	22 F. FULIGNI	22.852
20	30 G. VAN STRAALEN	22.928
21	47 R. HARTOG	23.360
22	46 R. NAKCHAROENSRI	23.711
23	4 C. STANGE	24.662
24	32 I. VINALES	24.699

SEG. 4		
1	64 F. CARICASULO	25.938
2	21 R. KRUMMENACHER	25.965
3	80 H. BARBERA	26.054
4	16 J. CLUZEL	26.106
5	78 H. OKUBO	26.121
6	44 L. MAHIAS	26.128
7	36 T. GRADINGER	26.155
8	86 A. BADOVINI	26.231
9	38 H. SOOMER	26.290
10	3 R. DE ROSA	26.342
11	95 J. DANILO	26.513
12	94 C. PEROLARI	26.564
13	56 P. SEBESTYEN	26.600
14	22 F. FULIGNI	26.611
15	84 L. CRESSON	26.627
16	74 J. VAN SIKKELERUS	26.665
17	6 M. HERRERA	26.841
18	10 N. CALERO	26.908
19	15 A. COPPOLA	27.053
20	30 G. VAN STRAALEN	27.098
21	47 R. HARTOG	27.603
22	46 R. NAKCHAROENSRI	27.650
23	4 C. STANGE	29.753

15/03/2019

These data/results cannot be reproduced, stored and/or transmitted in whole or in part by any manner of electronic, mechanical, photocopying, recording, broadcasting or otherwise now known or herein after developed without the previous express consent by the copyright owner, except for reproduction in daily press and regular printed publications on sale to the public within 60 days of the event related to those data/results and always provided that copyright symbol appears together as follows below.

© DORNA WSBK ORGANIZATION Srl 2019

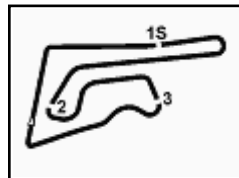
FICR PERUGIA TIMING



Official Tyre Supplier



Official Timekeeper



Pirelli Thai Round, 15-17 March 2019

World Supersport - Ideal Times Free Practice 1st Session

Buriram 4.554 m

No.	Rider	Nat	Bike	Seg. 1	Seg. 2	Seg. 3	Seg. 4	Ideal Time		
				Diff. 1	Diff. 2	Diff. 3	Diff. 4	Best Lap	Pos.	Diff.
1	64 F. CARICASULO	ITA	Yamaha YZF R6	21.293 +0.087	28.337 +0.045	22.108 +0.115	25.938	1'37.676 1'37.923	1	0.247
2	21 R. KRUMMENACHER	SUI	Yamaha YZF R6	21.427	28.310 +0.267	22.125	25.965 +0.125	1'37.827 1'38.219	2	0.392
3	16 J. CLUZEL	FRA	Yamaha YZF R6	21.387 +0.090	28.359	22.281 +0.051	26.106	1'38.133 1'38.274	3	0.141
4	36 T. GRADINGER	AUT	Yamaha YZF R6	21.342 +0.016	28.427	22.225 +0.100	26.155 +0.184	1'38.149 1'38.449	4	0.300
5	78 H. OKUBO	JPN	Kawasaki ZX-6R	21.352 +0.191	28.571	22.261 +0.009	26.121 +0.094	1'38.305 1'38.599	5	0.294
6	44 L. MAHIAS	FRA	Kawasaki ZX-6R	21.550	28.806 +0.002	22.122	26.128 +0.072	1'38.606 1'38.680	6	0.074
7	80 H. BARBERA	ESP	Yamaha YZF R6	21.513	28.989 +0.006	22.161	26.054	1'38.717 1'38.723	7	0.006
8	86 A. BADOVINI	ITA	Kawasaki ZX-6R	21.476 +0.187	28.842 +0.021	22.226	26.231	1'38.775 1'38.983	8	0.208
9	3 R. DE ROSA	ITA	MV Agusta F3 675	21.628	28.865	22.193 +0.024	26.342	1'39.028 1'39.052	9	0.024
10	38 H. SOOMER	EST	Honda CBR600RR	21.714 +0.044	28.857	22.413	26.290	1'39.274 1'39.318	10	0.044
11	95 J. DANILO	FRA	Honda CBR600RR	21.646 +0.118	28.861	22.546	26.513	1'39.566 1'39.684	11	0.118
12	84 L. CRESSON	BEL	Yamaha YZF R6	21.386 +0.059	28.862 +0.025	22.779 +0.014	26.627 +0.028	1'39.654 1'39.780	12	0.126
13	74 J. VAN SIKKELERUS	NED	Honda CBR600RR	21.594 +0.142	29.027 +0.100	22.522 +0.034	26.665	1'39.808 1'40.084	13	0.276
14	56 P. SEBESTYEN	HUN	Honda CBR600RR	21.703 +0.129	29.085	22.456 +0.296	26.600	1'39.844 1'40.269	14	0.425
15	94 C. PEROLARI	FRA	Yamaha YZF R6	21.809 +0.056	29.198 +0.017	22.603	26.564 +0.088	1'40.174 1'40.335	15	0.161
16	22 F. FULIGNI	ITA	MV Agusta F3 675	21.921	29.277 +0.061	22.852	26.611	1'40.661 1'40.722	16	0.061
17	6 M. HERRERA	ESP	Yamaha YZF R6	21.789 +0.098	29.503	22.839 +0.329	26.841	1'40.972 1'41.399	19	0.427
18	10 N. CALERO	ESP	Kawasaki ZX-6R	21.938	29.452	22.734 +0.201	26.908	1'41.032 1'41.233	17	0.201
19	15 A. COPPOLA	ITA	Honda CBR600RR	21.814 +0.002	29.522	22.799 +0.003	27.053 +0.119	1'41.188 1'41.312	18	0.124
20	30 G. VAN STRAALEN	NED	Kawasaki ZX-6R	21.996 +0.020	29.863 +0.179	22.928 +0.099	27.098	1'41.885 1'42.183	20	0.298
21	46 R. NAKCHAROENSRI	THA	Yamaha YZF R6	22.242 +0.150	30.149 +0.281	23.711 +0.252	27.650	1'43.752 1'44.435	22	0.683
22	47 R. HARTOG	NED	Kawasaki ZX-6R	22.207	30.777	23.360	27.603 +0.326	1'43.947 1'44.273	21	0.326
23	4 C. STANGE	GER	Honda CBR600RR	23.167 +0.482	33.830	24.662	29.753	1'51.412 1'51.894	23	0.482
	32 I. VINALES	ESP	Yamaha YZF R6	One or more sectors missing						
Overall Ideal Time				21.293	28.310	22.108	25.938	1'37.649		

15/03/2019

These data/results cannot be reproduced, stored and/or transmitted in whole or in part by any manner of electronic, mechanical, photocopying, recording, broadcasting or otherwise now known or herein after developed without the previous express consent by the copyright owner, except for reproduction in daily press and regular printed publications on sale to the public within 60 days of the event related to those data/results and always provided that copyright symbol appears together as follows below.

© DORNA WSBK ORGANIZATION Srl 2019

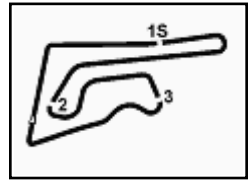
FICR PERUGIA TIMING



Official Tyre Supplier



Official Timekeeper



Pirelli Thai Round, 15-17 March 2019

World Supersport - Chronological Analysis Free Practice 1st Session

Buriram 4.554 m

1 / 4

1° 64 F. CARICASULO (1'37.923)						
Lap	Seg.1	Seg.2	Seg.3	Seg.4	Lap Time	Local Time
1		32.286	24.147	27.816	240,5	11:32'05.407
2	21.818	30.154	22.948	26.542	1'41.462	255,3 11:33'46.869
3	21.467	29.193	22.552	26.380	1'39.592	259,0 11:35'26.461
4	21.386	29.071	22.365	26.228	1'39.050	262,1 11:37'05.511
5	21.395	28.839	22.292	26.307	1'38.833	260,9 11:38'44.344
6	21.434	28.737	22.547	26.350	1'39.068	259,0 11:40'23.412
7	21.472	28.675	22.201	26.247	1'38.595	260,2 11:42'02.007
8	21.349	28.911	23.085	45.228	1'58.573P	260,9 11:44'00.580
9	11'26.578	31.331	22.399	26.315	12'46.623P	241,6 11:56'47.203
10	21.293	28.596	22.259	26.098	1'38.246	258,4 11:58'25.449
11	21.380	28.382	22.223	25.938	1'37.923	258,4 12:00'03.372
12	21.741	28.523	22.108	26.032	1'38.404	256,5 12:01'41.776
13	21.392	28.337	22.228	26.204	1'38.161	256,5 12:03'19.937
14	22.315	29.447	23.177	45.914	2'00.853P	248,3 12:05'20.790
15	6'44.339	32.599	22.597	26.467	8'06.002P	234,3 12:13'26.792
16	21.688	28.412	22.153	26.282	1'38.535	259,6 12:15'05.327

7	21.342	28.904	22.557	40.471	1'53.274P	263,4 11:43'11.764
8	12'46.578	30.349	23.073	27.255	14'07.255P	240,0 11:57'19.019
9	21.625	29.199	22.441	26.533	1'39.798	254,1 11:58'58.817
10	21.520	28.747	22.319	26.437	1'39.023	256,5 12:00'37.840
11	21.788	28.974	22.678	38.976	1'52.416P	254,1 12:02'30.256
12	6'16.591	30.848	22.730	26.624	7'36.793P	242,2 12:10'07.049
13	21.511	28.842	22.225	26.217	1'38.795	256,5 12:11'45.844
14	21.377	28.878	22.313	26.155	1'38.723	260,2 12:13'24.567
15	21.358	28.427	22.325	26.339	1'38.449	259,6 12:15'03.016

2° 21 R. KRUMMENACHER (1'38.219)						
Lap	Seg.1	Seg.2	Seg.3	Seg.4	Lap Time	Local Time
1		30.549	23.112	27.139	246,0	11:33'11.233
2	21.934	29.478	22.539	26.223	1'40.174	255,3 11:34'51.407
3	21.651	28.598	22.404	26.180	1'38.833	255,9 11:36'30.240
4	21.528	28.467	22.251	26.347	1'38.593	257,8 11:38'08.833
5	21.551	28.603	22.198	26.091	1'38.443	257,8 11:39'47.276
6	22.062	30.232	23.335	39.624	1'55.253P	250,6 11:41'42.529
7	12'05.046	29.931	22.575	26.250	13'23.802P	237,9 11:55'06.331
8	21.540	28.504	22.449	26.702	1'39.195	257,8 11:56'45.526
9	21.567	28.577	22.443	26.432	1'39.019	255,9 11:58'24.545
10	21.655	28.435	22.180	26.075	1'38.345	253,5 12:00'02.890
11	27.405	29.140	22.403	26.231	1'45.179	241,6 12:01'48.069
12	21.516	28.394	22.477	25.965	1'38.352	254,1 12:03'26.421
13	22.260	29.555	22.882	40.972	1'55.669P	242,2 12:05'22.090
14	6'21.873	30.159	22.880	26.290	7'41.202P	232,3 12:13'03.292
15	21.537	28.310	22.227	26.365	1'38.439	255,9 12:14'41.731
16	21.427	28.577	22.125	26.090	1'38.219	259,0 12:16'19.950

5° 78 H. OKUBO (1'38.599)						
Lap	Seg.1	Seg.2	Seg.3	Seg.4	Lap Time	Local Time
1		30.860	24.635	27.311		241,6 11:33'34.275
2	21.778	29.186	22.559	26.358	1'39.881	255,3 11:35'14.156
3	21.586	28.747	22.302	26.176	1'38.811	257,8 11:36'52.967
4	21.352	28.788	22.374	26.624	1'39.138	260,9 11:38'32.105
5	21.467	34.090	22.666	26.470	1'44.693	257,1 11:40'16.798
6	21.567	28.732	22.492	26.287	1'39.078	256,5 11:41'55.876
7	21.529	29.013	22.635	44.476	1'57.653P	255,9 11:43'53.529
8	11'22.471	33.802			12'55.534P	236,8 11:56'49.063
9	21.569	28.724	22.317	26.121	1'38.731	254,1 11:58'27.794
10	21.527	28.723	22.261	26.153	1'38.664	253,5 12:00'06.458
11	21.543	28.571	22.270	26.215	1'38.599	254,7 12:01'45.057
12	22.208	33.607	24.836	42.509	2'03.160P	247,1 12:03'48.217
13	6'47.036	29.399	22.504	26.364	8'05.303P	244,3 12:11'53.520
14	21.627	30.939	22.529	26.312	1'41.407	254,1 12:13'34.927
15	21.522	28.665	22.360	26.210	1'38.757	256,5 12:15'13.684

3° 16 J. CLUZEL (1'38.274)						
Lap	Seg.1	Seg.2	Seg.3	Seg.4	Lap Time	Local Time
1		31.994	23.914	27.625	224,1	11:33'21.700
2	21.738	28.950	22.636	26.444	1'39.768	257,1 11:35'01.468
3	21.548	29.027	22.901	26.476	1'39.952	261,5 11:36'41.420
4	21.445	28.892	22.591	26.402	1'39.330	259,6 11:38'20.750
5	23.010	30.221	23.228	43.165	1'59.624P	242,7 11:40'20.374
6	17'52.612	30.991	23.594	26.664	19'13.861P	242,2 11:59'34.235
7	21.695		26.466	1'42.497	255,3	12:01'16.732
8	21.430	28.602	22.312	26.118	1'38.462	255,3 12:02'55.194
9	21.477	28.359	22.332	26.106	1'38.274	257,1 12:04'33.468
10	21.387	29.104	23.255	27.113	1'40.859	257,1 12:06'14.327
11	21.554	28.561	22.387	26.217	1'38.719	255,3 12:07'53.046
12	21.746	36.694	22.977	27.104	1'48.521	251,2 12:09'41.567
13	21.679	28.624	22.281	35.471	1'48.055P	255,3 12:11'29.622
14	2'41.476	32.288	24.630	27.653	4'06.047P	238,9 12:15'35.669

6° 44 L. MAHIAS (1'38.680)						
Lap	Seg.1	Seg.2	Seg.3	Seg.4	Lap Time	Local Time
1		31.603	23.313	26.847		227,4 11:33'33.038
2	22.040	29.464	22.480	26.232	1'40.216	253,5 11:35'13.254
3	21.718	28.957	22.342	26.128	1'39.145	255,3 11:36'52.399
4	21.714	29.212	22.288	27.089	1'40.303	257,1 11:38'32.702
5	21.647	29.154	22.265	26.180	1'39.246	258,4 11:40'11.948
6	21.773	29.180	22.588	28.893	1'42.434	253,5 11:41'54.382
7	22.461	29.268	22.818	41.832	1'56.379P	249,4 11:43'50.761
8	10'19.349	29.981	22.626	26.352	11'38.308P	230,3 11:55'29.069
9	21.739	28.880	22.391	26.134	1'39.144	253,5 11:57'08.213
10	21.550	28.808	22.122	26.200	1'38.680	252,9 11:58'46.893
11	24.810	30.660	23.065	40.908	1'59.443P	232,3 12:00'46.336
12	8'34.783	29.960	22.364	26.521	9'53.628P	232,8 12:10'39.964
13	21.802	28.827	22.156	26.316	1'39.101	250,0 12:12'19.065
14	21.701	28.806	22.257	26.248	1'39.012	252,9 12:13'58.077
15	30.369	31.445	22.257	26.522	1'50.593	207,7 12:15'48.670

4° 36 T. GRADINGER (1'38.449)						
Lap	Seg.1	Seg.2	Seg.3	Seg.4	Lap Time	Local Time
1		31.781	25.751	28.848	240,5	11:32'56.939
2	21.982	29.847	23.133	27.203	1'42.165	258,4 11:34'39.104
3	21.608	29.340	23.097	26.844	1'40.889	260,9 11:36'19.993
4	21.426	28.966	22.646	26.779	1'39.817	260,9 11:37'59.810
5	21.524	28.922	22.521	26.585	1'39.552	261,5 11:39'39.362
6	21.392	28.848	22.433	26.455	1'39.128	262,1 11:41'18.490

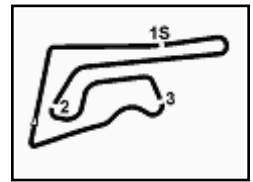
7° 80 H. BARBERA (1'38.723)						
Lap	Seg.1	Seg.2	Seg.3	Seg.4	Lap Time	Local Time
1		33.792	25.200	27.080		207,3 11:34'52.821
2	22.299	30.519	24.083	27.732	1'44.633	246,6 11:36'37.454
3	22.031	30.374	23.784	27.370	1'43.559	237,9 11:38'21.013
4	21.870	30.176	23.607	27.209	1'42.862	248,3 11:40'03.875
5	21.722	29.951	23.180	26.939	1'41.792	250,0 11:41'45.667
6	21.633	29.841	22.847	26.613	1'40.934	254,1 11:43'26.601
7	24.696	29.833	23.533	27.196	1'45.258	248,3 11:45'11.859
8	21.692	29.691	22.757	26.465	1'40.605	253,5 11:46'52.464
9	21.651	29.406	22.898	26.467	1'40.422	255,3 11:48'32.886
10	21.617	29.603	22.685	26.318	1'40.223	254,7 11:50'13.109
11	21.635	29.573	22.686	26.425	1'40.319	254,1 11:51'53.428
12	21.689	29.228	22.535	26.334	1'39.786	256,5 11:53'33.214
13	21.622	29.290	22.485	26.240	1'39.637	253,5 11:55'12.851
14	21.905	31.826	23.084	39.655	1'56.470P	255,3 11:57'09.321
15	10'07.366	31.092	23.073	26.601	11'28.132P	233,3 12:08'37.453

15/03/2019 P = Pits In/Out - C = Lap Time Cancelled

These data/results cannot be reproduced, stored and/or transmitted in whole or in part by any manner of electronic, mechanical, photocopying, recording, broadcasting or otherwise now known or herein after developed without the previous express consent by the copyright owner, except for reproduction in daily press and regular printed publications on sale to the public within 60 days of the event related to those data/results and always provided that copyright symbol appears together as follows below.

© DORNA WSBK ORGANIZATION Srl 2019





Pirelli Thai Round, 15-17 March 2019

World Supersport - Chronological Analysis Free Practice 1st Session

Buriram 4.554 m

2 / 4

16	21.757	29.718	24.046	26.664	1'42.185	252,3	12:10'19.638	15	22.075	29.126	22.481	26.431	1'40.113	254,1	12:15'07.101
17	21.592	29.223	22.367	26.127	1'39.309	253,5	12:11'58.947								
18	21.518	28.989	22.331	26.110	1'38.948	254,7	12:13'37.895								
19	21.513	28.995	22.161	26.054	1'38.723	253,5	12:15'16.618								

8° 86 A. BADOVINI (1'38.983)							
Lap	Seg.1	Seg.2	Seg.3	Seg.4	Lap Time	km/h	Local Time
1		33.004	24.735	28.438		209,3	11:35'23.577
2	22.767	30.756	23.770	27.133	1'44.426	249,4	11:37'08.003
3	22.236	29.787	23.134	26.851	1'42.008	252,9	11:38'50.011
4	22.259	29.701	22.891	26.534	1'41.385	251,7	11:40'31.396
5	21.826	29.334	22.925	26.520	1'40.605	254,7	11:42'12.001
6	21.756	29.339	22.913	26.476	1'40.484	254,7	11:43'52.485
7	21.769	29.445	22.961	26.496	1'40.671	252,9	11:45'33.156
8	21.902	29.911	23.237	27.816	1'42.866	250,6	11:47'16.022
9	21.907	29.931	23.196	41.151	1'56.185P	252,3	11:49'12.207
10	10'38.956	30.902	23.258	27.004	12'00.120P	234,3	12:01'12.327
11	22.041	29.214	22.692	26.435	1'40.382	249,4	12:02'52.709
12	21.934	29.066	22.540	26.332	1'39.872	250,0	12:04'32.581
13	21.825	28.971	22.535	26.409	1'39.740	249,4	12:06'12.321
14	21.882	34.586	22.821	38.947	1'58.236P	250,0	12:08'10.557
15	3'33.660	30.313	22.688	26.490	4'53.151P	235,8	12:13'03.708
16	21.663	28.863	22.226	26.231	1'38.983	254,1	12:14'42.691
17	21.476	28.842	23.105	29.136	1'42.559	257,1	12:16'25.250

11° 95 J. DANILO (1'39.684)							
Lap	Seg.1	Seg.2	Seg.3	Seg.4	Lap Time	km/h	Local Time
1		31.583	23.992	27.893		238,4	11:32'42.132
2	22.139	29.830	23.028	27.303	1'42.300	254,1	11:34'24.432
3	21.852	29.515	22.798	26.746	1'40.911	255,3	11:36'05.343
4	21.698	29.438	22.693	26.782	1'40.611	256,5	11:37'45.954
5	21.685	29.226	22.959	26.965	1'40.835	258,4	11:39'26.789
6	21.646	29.401	22.744	27.001	1'40.792	257,8	11:41'07.581
7	21.651	29.331	22.855	26.828	1'40.665	254,7	11:42'48.246
8	21.662	29.146	22.806	26.644	1'40.258	254,7	11:44'28.504
9	21.677	31.587	23.531	41.353	1'58.148P	251,7	11:46'26.652
10	9'13.493	30.314	23.187	27.511	10'34.505P	242,7	11:57'01.157
11	21.672	29.362	22.744	26.691	1'40.469	253,5	11:58'41.626
12	21.801	29.163	22.628	26.528	1'40.120	251,2	12:00'21.746
13	21.726	29.046	22.630	26.590	1'39.992	251,7	12:02'01.738
14	22.166	30.265	23.403	41.110	1'56.944P	242,2	12:03'58.682
15	4'35.038	29.943	22.892	26.711	5'54.584P	242,2	12:09'53.266
16	21.737	34.803	22.677	26.665	1'45.882	252,3	12:11'39.148
17	21.748	28.996	22.654	26.856	1'40.254	251,7	12:13'19.402
18	21.670	29.027	22.710	26.917	1'40.324	254,1	12:14'59.726
19	21.764	28.861	22.546	26.513	1'39.684	254,1	12:16'39.410

9° 3 R. DE ROSA (1'39.052)							
Lap	Seg.1	Seg.2	Seg.3	Seg.4	Lap Time	km/h	Local Time
1		42.019	25.517	29.080		201,5	11:34'02.390
2	23.381	31.108	24.260	27.616	1'46.365	243,8	11:35'48.755
3	21.884	30.646	22.938	26.944	1'42.412	255,9	11:37'31.167
4	21.728	29.774	22.635	26.940	1'41.077	259,6	11:39'12.244
5	21.700	29.469	22.642	26.510	1'40.321	255,3	11:40'52.565
6	21.735	29.328	22.575	26.391	1'40.029	254,7	11:42'32.594
7	21.691	29.217	22.443	26.438	1'39.789	255,3	11:44'12.383
8	22.567	32.801	23.117	40.012	1'58.497P	244,3	11:46'10.880
9	6'11.112	32.217	23.657	27.205	7'34.191P	225,9	11:53'45.071
10	21.820	29.355	22.452	26.519	1'40.146	252,9	11:55'25.217
11	21.768	29.088	22.362	26.420	1'39.638	252,9	11:57'04.855
12	21.681	28.977	22.193	26.441	1'39.292	252,3	11:58'44.147
13	24.640	31.420	22.984	40.361	1'59.405P	230,8	12:00'43.552
14	5'46.058	35.000	26.311	27.092	7'14.461P	188,2	12:07'58.013
15	21.693	28.879	22.349	26.460	1'39.381	252,9	12:09'37.394
16	21.715	28.984	22.205	26.349	1'39.253	251,2	12:11'16.647
17	21.769	28.899	22.323	26.530	1'39.521	251,2	12:12'56.168
18	21.628	28.865	22.217	26.342	1'39.052	253,5	12:14'35.220
19	26.055	32.735	23.324	27.470	1'49.584	210,1	12:16'24.804

12° 84 L. CRESSON (1'39.780)							
Lap	Seg.1	Seg.2	Seg.3	Seg.4	Lap Time	km/h	Local Time
1		32.524	25.206	28.647		231,8	11:32'23.688
2	21.776	30.099	23.582	27.671	1'43.128	259,0	11:34'06.816
3	21.725	29.862	23.221	27.568	1'42.376	260,9	11:35'49.192
4	21.500	29.749	23.169	27.194	1'41.612	265,4	11:37'30.804
5	21.620	29.623	23.101	27.371	1'41.715	260,9	11:39'12.519
6	21.499	29.596	23.023	26.885	1'41.003	255,3	11:40'53.522
7	21.395	29.244	22.893	26.872	1'40.404	263,4	11:42'33.926
8	21.401	29.132	23.091	26.972	1'40.596	263,4	11:44'14.522
9	21.549	31.879	23.449	40.179	1'57.056P	259,6	11:46'11.578
10	10'55.254	33.407	23.065	27.099	12'18.825P	219,1	11:58'30.403
11	21.605	29.081	22.829	26.723	1'40.238	257,1	12:00'10.641
12	21.685	29.016	22.779	26.627	1'40.107	259,0	12:01'50.748
13	21.681	28.969	22.899	26.631	1'40.058	257,8	12:03'30.806
14	21.517	31.527	23.676	38.632	1'55.352P	257,8	12:05'26.158
15	3'27.588	33.125	27.757	27.254	4'55.724P	241,1	12:10'21.882
16	21.557	29.114	22.865	26.629	1'40.165	259,0	12:12'02.047
17	21.445	28.887	22.793	26.655	1'39.780	260,2	12:13'41.827
18	21.386	28.862	22.863	26.691	1'39.802	260,9	12:15'21.629

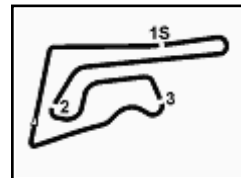
10° 38 H. SOOMER (1'39.318)							
Lap	Seg.1	Seg.2	Seg.3	Seg.4	Lap Time	km/h	Local Time
1		33.603	25.032	28.703		217,3	11:32'52.848
2	22.668	30.246	23.745	27.512	1'44.171	252,9	11:34'37.019
3	22.102	30.549	23.383	27.140	1'43.174	255,9	11:36'20.193
4	21.727	29.400	22.940	26.800	1'40.867	259,0	11:38'01.060
5	21.714	29.474	22.805	26.700	1'40.693	256,5	11:39'41.753
6	21.733	29.384	22.746	38.244	1'52.107P	255,9	11:41'33.860
7	8'34.950	32.121	23.451	39.565	10'10.087P	216,9	11:51'43.947
8	1'36.899	30.435	23.210	26.769	2'57.313P	241,1	11:54'41.260
9	22.044	29.551	22.762	39.061	1'53.418P	250,6	11:56'34.678
10	3'40.586	30.227	22.824	26.728	5'00.365P	238,9	12:01'35.043
11	21.959	29.344	22.529	26.332	1'40.164	247,7	12:03'15.207
12	21.758	28.857	22.413	26.290	1'39.318	249,4	12:04'54.525
13	21.829	29.024	23.586	38.523	1'52.962P	248,3	12:06'47.487
14	5'19.480	30.477	22.583	26.961	6'39.501P	235,8	12:13'26.988

13° 74 J. VAN SIKKELERUS (1'40.084)							
Lap	Seg.1	Seg.2	Seg.3	Seg.4	Lap Time	km/h	Local Time
1		33.605	24.007	29.258		201,9	11:32'19.933
2	22.370	30.931	23.354	28.107	1'44.762	251,7	11:34'04.695
3	21.975	30.550	23.567	27.455	1'43.547	256,5	11:35'48.242
4	21.733	31.551	23.321	27.175	1'43.780	255,3	11:37'32.022
5	21.656	29.651	22.686	26.942	1'40.935	259,6	11:39'12.957
6	21.711	29.541	22.694	27.063	1'41.009	258,4	11:40'53.966
7	21.709	29.086	22.591	26.900	1'40.286	257,1	11:42'34.252
8	21.597	29.318	22.631	26.962	1'40.508	257,1	11:44'14.760
9	21.594	29.707	23.096	28.878	1'43.275	257,1	11:45'58.035
10	21.858	29.244	22.862	26.763	1'40.727	252,9	11:47'38.762
11	22.096	30.578	23.130	40.132	1'55.936P	243,2	11:49'34.698
12	8'16.521	33.934	23.127	27.907	9'41.489P	179,4	11:59'16.187
13	21.812	29.115	22.786	26.723	1'40.436	255,3	12:00'56.623
14	23.978	30.000	23.283	39.023	1'56.284P	240,0	12:02'52.907
15	6'01.127			28.673	7'30.109P	218,2	12:10'23.016
16	21.698	29.232	22.522	26.689	1'40.141	255,3	12:12'03.157

15/03/2019 P = Pits In/Out - C = Lap Time Cancelled

These data/results cannot be reproduced, stored and/or transmitted in whole or in part by any manner of electronic, mechanical, photocopying, recording, broadcasting or otherwise now known or herein after developed without the previous express consent by the copyright owner, except for reproduction in daily press and regular printed publications on sale to the public within 60 days of the event related to those data/results and always provided that copyright symbol appears together as follows below.

© DORNA WSBK ORGANIZATION Srl 2019



Pirelli Thai Round, 15-17 March 2019

World Supersport - Chronological Analysis Free Practice 1st Session

17	21.736	29.127	22.556	26.665	1'40.084	254,7	12:13'43.241	5	22.220	30.169	23.312	27.420	1'43.121	252,9	11:39'21.440
18	21.620	29.027	22.871	26.747	1'40.265	254,7	12:15'23.506	6	22.089	29.956	23.298	27.462	1'42.805	252,9	11:41'04.245

14° 56 P. SEBESTYEN (1'40.269)

Lap	Seg.1	Seg.2	Seg.3	Seg.4	Lap Time	km/h	Local Time
1		33.069	24.647	28.548		230,8	11:32'46.743
2	23.377	30.478	23.478	27.890	1'45.223	248,8	11:34'31.966
3	22.112	29.850	23.070	27.168	1'42.200	252,3	11:36'14.166
4	21.866	29.513	23.028	26.908	1'41.315	253,5	11:37'55.481
5	21.789	29.578	23.037	26.720	1'41.124	252,9	11:39'36.605
6	21.832	29.085	22.752	26.600	1'40.269	252,9	11:41'16.874
7	21.703	29.323	22.668	27.503	1'41.197	254,7	11:42'58.071
8	21.718	29.217	22.675	26.667	1'40.277	252,3	11:44'38.348
9	21.988	29.902	23.249	44.575	1'59.714P	250,0	11:46'38.062
10	11'11.729	33.358	23.433	26.912	12'35.432P	216,0	11:59'13.494
11	24.350	30.415	22.984	26.978	1'44.727	242,7	12:00'58.221
12	21.832	29.335	22.740	27.018	1'40.925	248,8	12:02'39.146
13	22.013	29.256	22.834	44.701	1'58.804P	247,7	12:04'37.950
14	3'58.194	29.806	22.456	26.661	5'17.117P	241,6	12:09'55.067

15° 94 C. PEROLARI (1'40.335)

Lap	Seg.1	Seg.2	Seg.3	Seg.4	Lap Time	km/h	Local Time
1		32.283	24.093	27.814		236,3	11:32'08.455
2	22.540	30.612	23.573	27.072	1'43.797	250,0	11:33'52.252
3	22.037	29.843	23.417	26.930	1'42.227	251,2	11:35'34.479
4	21.943	29.660	23.125	27.089	1'41.817	249,4	11:37'16.296
5	21.873	29.518	23.067	26.803	1'41.261	252,9	11:38'57.557
6	21.911	32.294	24.045	27.976	1'46.226	250,6	11:40'43.783
7	21.956	29.365	22.953	26.785	1'41.059	250,0	11:42'24.842
8	21.809	29.198	22.820	26.564	1'40.391	249,4	11:44'05.233
9	24.671	31.663	24.244	41.537	2'02.115P	237,4	11:46'07.348
10	18'48.800	30.251	23.174	26.734	20'08.959P	240,5	12:06'16.307
11	21.865	29.215	22.603	26.652	1'40.335	250,0	12:07'56.642
12	21.890	29.306	22.956	26.911	1'41.063	248,3	12:09'37.705
13	21.903	29.450	22.729	26.945	1'41.027	251,7	12:11'18.732
14	22.009	34.460	22.972	26.700	1'46.141	248,8	12:13'04.873
15	22.123	30.112	23.627	27.855	1'43.717	250,6	12:14'48.590
16	22.114	30.113	23.101	27.186	1'42.514	248,3	12:16'31.104

16° 22 F. FULIGNI (1'40.722)

Lap	Seg.1	Seg.2	Seg.3	Seg.4	Lap Time	km/h	Local Time
1		32.884	24.780	28.796		227,8	11:33'13.494
2	22.978	30.843	24.050	27.539	1'45.410	250,0	11:34'58.904
3	22.468	30.213	23.665	27.241	1'43.587	251,7	11:36'42.491
4	22.183	29.996	23.389	27.249	1'42.817	254,7	11:38'25.308
5	22.338	30.590	23.874	40.344	1'57.146P	252,3	11:40'22.454
6	9'48.632	34.339	24.340	27.551	11'14.862P	237,4	11:51'37.316
7	22.435	30.067	23.339	26.985	1'42.826	250,6	11:53'20.142
8	22.179	29.731	22.993	26.893	1'41.796	251,7	11:55'01.938
9	22.102	29.622	23.089	26.774	1'41.587	250,0	11:56'43.525
10	22.013	29.551	23.225	38.543	1'53.332P	246,6	11:58'36.857
11	9'12.648	30.480	23.575	27.054	10'33.757P	233,8	12:09'10.614
12	22.274	29.784	23.073	26.640	1'41.771	247,1	12:10'52.385
13	22.115	29.366	22.931	26.678	1'41.090	248,8	12:12'33.475
14	21.998	29.277	22.908	26.846	1'41.029	250,0	12:14'14.504
15	21.921	29.338	22.852	26.611	1'40.722	251,2	12:15'55.226

17° 10 N. CALERO (1'41.233)

Lap	Seg.1	Seg.2	Seg.3	Seg.4	Lap Time	km/h	Local Time
1		35.002	25.604	28.515		191,8	11:32'24.370
2	22.341	31.151	24.018	28.777	1'46.287	251,7	11:34'10.657
3	22.214	30.571	23.853	27.623	1'44.261	251,2	11:35'54.918
4	22.269	30.007	23.609	27.516	1'43.401	254,1	11:37'38.319

5	22.220	30.169	23.312	27.420	1'43.121	252,9	11:39'21.440
6	22.089	29.956	23.298	27.462	1'42.805	252,9	11:41'04.245
7	22.321	32.601	24.306	44.448	2'03.676P	248,8	11:43'07.921
8	11'09.768	32.920	23.820	27.696	12'34.204P	230,3	11:55'42.125
9	22.277	30.310	23.223	27.143	1'42.953	251,7	11:57'25.078
10	22.190	29.789	23.201	27.342	1'42.522	250,0	11:59'07.600
11	22.348	29.652	23.088	27.106	1'42.194	249,4	12:00'49.794
12	22.137	29.728	23.197	27.279	1'42.341	250,6	12:02'32.135
13	22.552	33.430	24.070	45.037	2'05.089P	220,9	12:04'37.224
14	6'44.124	37.116	25.805	28.123	8'15.168P	190,8	12:12'52.392
15	22.278	29.548	22.734	27.311	1'41.871	252,3	12:14'34.263
16	21.938	29.452	22.935	26.908	1'41.233	251,7	12:16'15.496

18° 15 A. COPPOLA (1'41.312)

Lap	Seg.1	Seg.2	Seg.3	Seg.4	Lap Time	km/h	Local Time
1		34.661	25.331	29.251		191,8	11:32'29.473
2	22.621	31.624	23.846	28.390	1'46.481	220,4	11:34'15.954
3	22.055	30.837	23.859	27.966	1'44.717	238,4	11:36'00.671
4	22.096	30.550	23.348	27.605	1'43.599	246,0	11:37'44.270
5	21.906	30.218	23.262	27.508	1'42.894	254,1	11:39'27.164
6	21.956	30.188	23.088	27.510	1'42.742	249,4	11:41'09.906
7	22.709	31.697	23.659	44.759	2'02.824P	227,8	11:43'12.730
8	8'00.166	35.560	23.589	28.097	9'27.412P	185,6	11:52'40.142
9	22.164	30.443	23.193	27.485	1'43.285	250,6	11:54'23.427
10	21.971	30.096	23.169	27.874	1'43.110	250,6	11:56'06.537
11	21.972	30.277	23.049	27.419	1'42.717	247,7	11:57'49.254
12	29.443	33.651	24.251	45.990	2'13.335P	213,9	12:00'02.589
13	7'47.826	30.882	23.184	27.053	9'08.945P	225,5	12:09'11.534
14	21.814	29.640	22.904	27.139	1'41.497	253,5	12:10'53.031
15	21.816	29.522	22.802	27.172	1'41.312	252,9	12:12'34.343
16	30.740	33.525	24.245	32.040	2'00.550	207,7	12:14'34.893
17	21.987	29.832	22.799	27.172	1'41.790	253,5	12:16'16.683

19° 6 M. HERRERA (1'41.399)

Lap	Seg.1	Seg.2	Seg.3	Seg.4	Lap Time	km/h	Local Time
1		36.120	26.698	30.159		193,9	11:32'26.020
2	23.442	32.289	24.469	28.342	1'48.542	222,2	11:34'14.562
3	22.681	30.627	23.813	27.788	1'44.909	250,6	11:35'59.471
4	22.404	30.291	23.330	27.458	1'43.483	252,9	11:37'42.954
5	21.789	30.515	23.385	28.330	1'44.019	242,7	11:39'26.973
6	22.626	30.305	23.140	27.368	1'43.439	247,7	11:41'10.412
7	22.051	29.945	23.509	44.989	2'00.494P	254,7	11:43'10.906
8					7'45.239P		11:50'56.145
9					1'47.326		11:52'43.471
10					1'42.637		11:54'26.108
11					1'56.870P		11:56'22.978
12	10'35.290	31.300	23.253	27.277	11'57.120P	234,3	12:08'20.098
13	22.437	29.637	23.275	27.033	1'42.382	248,3	12:10'02.480
14	22.063	29.687	22.839	26.909	1'41.498	251,2	12:11'43.978
15	21.879	31.001	22.905	26.903	1'42.688	242,7	12:13'26.666
16	21.887	29.503	23.168	26.841	1'41.399	251,7	12:15'08.065

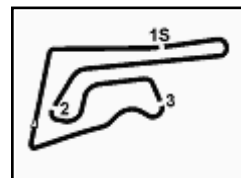
20° 30 G. VAN STRAALLEN (1'42.183)

Lap	Seg.1	Seg.2	Seg.3	Seg.4	Lap Time	km/h	Local Time
1		34.844	24.744	30.173		197,1	11:32'22.255
2	23.492	31.888	24.044	28.670	1'48.094	228,3	11:34'10.349
3	22.510	31.367	24.042	28.252	1'46.171	233,8	11:35'56.520
4	22.713	31.385	23.849	27.844	1'45.791	250,6	11:37'42.311
5	22.120	30.543	23.454	27.642	1'43.759	252,9	11:39'26.070
6	22.192	30.250			1'47.839	251,7	11:41'13.909
7	22.236	30.372	23.202	43.805	1'59.615P	252,9	11:43'13.524
8	7'15.965	31.584	23.316	27.881	8'38.746P	233,8	11:51'52.270
9	22.299	30.356	22.928	27.413	1'42.996	251,7	11:53'35.266

15/03/2019 P = Pits In/Out - C = Lap Time Cancelled

These data/results cannot be reproduced, stored and/or transmitted in whole or in part by any manner of electronic, mechanical, photocopying, recording, broadcasting or otherwise now known or herein after developed without the previous express consent by the copyright owner, except for reproduction in daily press and regular printed publications on sale to the public within 60 days of the event related to those data/results and always provided that copyright symbol appears together as follows below.

© DORNA WSBK ORGANIZATION Srl 2019



Pirelli Thai Round, 15-17 March 2019

World Supersport - Chronological Analysis Free Practice 1st Session

10	22.302	29.876	23.127	27.455	1'42.760	250,6	11:55'18.026
11	22.074	29.863	23.179	27.667	1'42.783	251,7	11:57'00.809
12	21.996	29.997	23.155	27.413	1'42.561	248,8	11:58'43.370
13	22.272	30.157	22.940	27.110	1'42.479	247,7	12:00'25.849
14	22.104	30.185	23.064	40.063	1'55.416P	248,3	12:02'21.265
15	6'03.763	31.559	23.438	27.509	7'26.269P	232,8	12:09'47.534
16	22.139	30.076	23.115	27.303	1'42.633	249,4	12:11'30.167
17	22.096	30.229	23.372	27.361	1'43.058	249,4	12:13'13.225
18	22.016	30.042	23.027	27.098	1'42.183	250,6	12:14'55.408
19	22.097	30.228	23.421	27.570	1'43.316	248,3	12:16'38.724

21° 47 R. HARTOG (1'44.273)							
Lap	Seg.1	Seg.2	Seg.3	Seg.4	Lap Time	km/h	Local Time
1		34.573	24.907	29.354		202,2	11:34'58.710
2	22.790	31.584	24.038	28.033	1'46.445	243,2	11:36'45.155
3	23.854	31.733	23.942	43.367	2'02.896P	208,9	11:38'48.051
4	31'25.141	37.303	23.977	28.413	32'54.834P	225,0	12:11'42.885
5	22.688	33.395	23.488	27.603	1'47.174	244,9	12:13'30.059
6	22.207	30.777	23.360	27.929	1'44.273	250,0	12:15'14.332

22° 46 R. NAKCHAROENSRI (1'44.435)							
Lap	Seg.1	Seg.2	Seg.3	Seg.4	Lap Time	km/h	Local Time
1		32.072	24.313	28.337		230,8	11:32'43.691
2	22.859	31.932	24.722	29.206	1'48.719	250,0	11:34'32.410
3	22.423			28.040	1'51.176	251,7	11:36'23.586
4	22.637	30.536	24.460	28.109	1'45.742	250,0	11:38'09.328
5	22.242	30.367	24.245	27.951	1'44.805	252,3	11:39'54.133
6	22.338	30.394	24.312	28.049	1'45.093	250,0	11:41'39.226
7	23.399	31.672	25.104	46.871	2'07.046P	229,8	11:43'46.272
8	9'51.383	32.415	24.371	28.013	11'16.182P	201,1	11:55'02.454
9	22.445	30.149	23.711	28.218	1'44.523	251,2	11:56'46.977
10	22.388			28.080	1'49.291	249,4	11:58'36.268
11	22.598	30.456	32.578	27.909	1'53.541	247,1	12:00'29.809
12	25.976	36.886	24.741	46.224	2'13.827P	203,8	12:02'43.636
13	8'34.850	34.731	26.377	28.665	10'04.623P	206,5	12:12'48.259
14	22.566	30.350			1'51.536	246,6	12:14'39.795
15	22.392	30.430	23.963	27.650	1'44.435	249,4	12:16'24.230

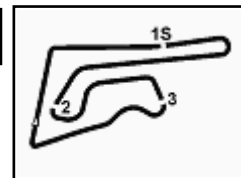
23° 4 C. STANGE (1'51.894)							
Lap	Seg.1	Seg.2	Seg.3	Seg.4	Lap Time	km/h	Local Time
1		36.970	26.394	30.912		181,8	11:32'40.812
2	23.649	33.830	24.662	29.753	1'51.894	219,5	11:34'32.706

24° 32 I. VINALES							
Lap	Seg.1	Seg.2	Seg.3	Seg.4	Lap Time	km/h	Local Time
1		33.088	24.699	44.788		203,8	11:33'43.181
2	26'21.446	33.639	25.311	45.374	28'05.770P	214,7	12:01'48.951

15/03/2019 P = Pits In/Out - C = Lap Time Cancelled

These data/results cannot be reproduced, stored and/or transmitted in whole or in part by any manner of electronic, mechanical, photocopying, recording, broadcasting or otherwise now known or herein after developed without the previous express consent by the copyright owner, except for reproduction in daily press and regular printed publications on sale to the public within 60 days of the event related to those data/results and always provided that copyright symbol appears together as follows below.

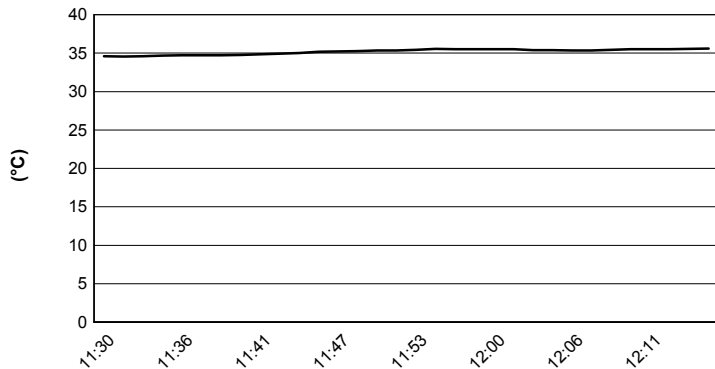
© DORNA WSBK ORGANIZATION Srl 2019



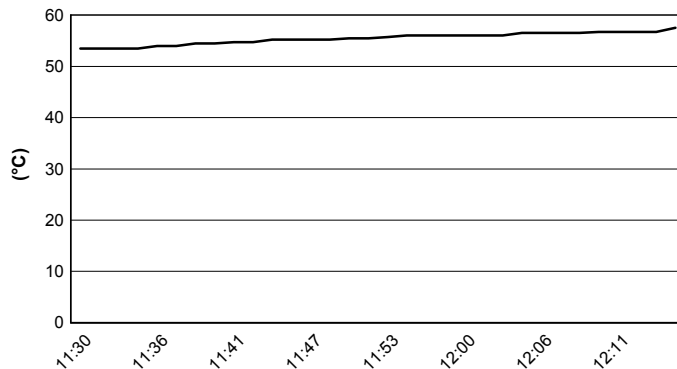
Buriram 4.554 m

Pirelli Thai Round, 15-17 March 2019
World Supersport - Weather Report Free Practice 1st Session
 Session started 11:30 - Session ended 12:16

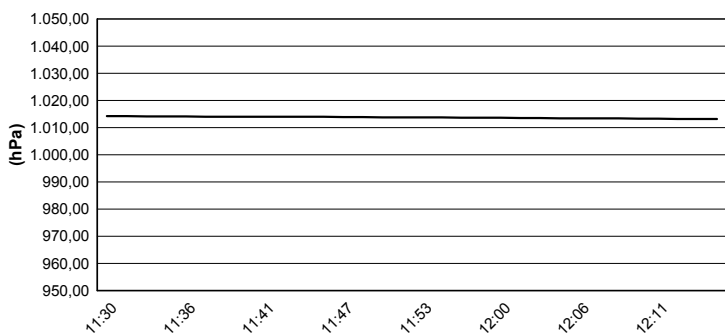
Air Temperature



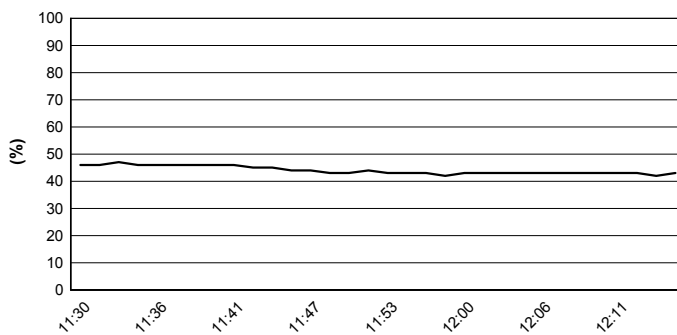
Track Temperature



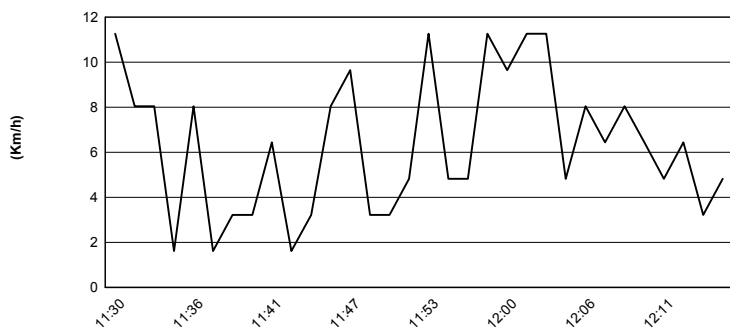
Air Pressure



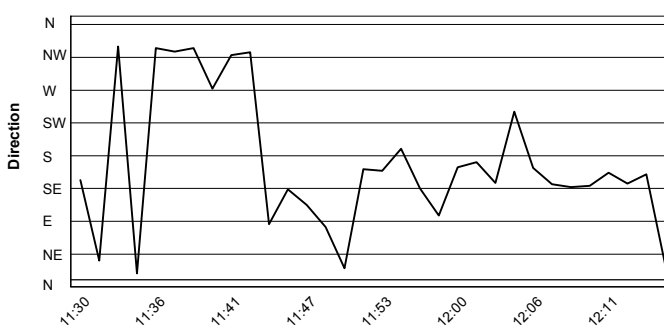
Humidity



Wind Speed



Wind Direction



15/03/2019

These data/results cannot be reproduced, stored and/or transmitted in whole or in part by any manner of electronic, mechanical, photocopying, recording, broadcasting or otherwise now known or herein after developed without the previous express consent by the copyright owner, except for reproduction in daily press and regular printed publications on sale to the public within 60 days of the event related to those data/results and always provided that copyright symbol appears together as follows below.

© DORNA WSBK ORGANIZATION Srl 2019