

GEICO U.S. Round, 12-14 July 2019 Chronological Analysis Race 1

WeatherTech Raceway 3.660 m

Start at 14:00'19.081

1 / 4

1° 1 J. REA (1'23.100)							
Lap	Seg.1	Seg.2	Seg.3	Seg.4	Lap Time	km/h	Local Time
1		17.390	19.239	25.045	1'29.058		14:01'48.139
2	21.834	17.271	19.133	24.862	1'23.100	253,4	14:03'11.239
3	21.749	17.383	19.175	24.893	1'23.200	249,2	14:04'34.439
4	21.875	17.475	19.205	24.933	1'23.488	249,8	14:05'57.927
5	22.134	17.427	19.263	24.992	1'23.816	247,5	14:07'21.743
6	21.937	17.427	19.258	25.019	1'23.641	252,2	14:08'45.384
7	22.015	17.465	19.273	25.046	1'23.799	251,6	14:10'09.183
8	21.977	17.473	19.277	24.911	1'23.638	249,8	14:11'32.821
9	21.953	17.442	19.202	25.030	1'23.627	250,4	14:12'56.448
10	21.996	17.429	19.261	24.911	1'23.597	248,7	14:14'20.045
11	21.968	17.403	19.233	25.011	1'23.615	248,7	14:15'43.660
12	22.086	17.502	19.341	24.991	1'23.920	251,0	14:17'07.580
13	22.150	17.520	19.286	25.082	1'24.038	249,8	14:18'31.618
14	22.040	17.480	19.247	25.052	1'23.819	250,4	14:19'55.473
15	22.118	17.512	19.245	25.126	1'24.001	248,1	14:21'19.438
16	22.173	17.489	19.331	25.162	1'24.155	248,1	14:22'43.593
17	22.128	17.526	19.265	25.093	1'24.012	248,7	14:24'07.605
18	22.124	17.574	19.470	25.231	1'24.399	248,1	14:25'32.004
19	22.252	17.528	19.314	25.141	1'24.235	245,2	14:26'56.239
20	22.163	17.557	19.489	25.262	1'24.471	250,4	14:28'20.710
21	22.241	17.637	19.452	25.226	1'24.556	248,1	14:29'45.266
22	22.300	17.673	19.549	25.363	1'24.885	246,9	14:31'10.151
23	22.280	17.643	19.482	25.417	1'24.822	248,7	14:32'34.973
24	22.382	17.632	19.550	25.380	1'24.944	246,9	14:33'59.917
25	22.336	17.682	19.525	26.292	1'25.835	247,5	14:35'25.752

Race Time 35'06.671

2° 7 C. DAVIES (1'23.028)							
Lap	Seg.1	Seg.2	Seg.3	Seg.4	Lap Time	km/h	Local Time
1		17.346	19.346	24.898	1'29.392		14:01'48.473
2	21.785	17.360	19.076	24.807	1'23.028	260,1	14:03'11.501
3	21.838	17.327	19.118	24.819	1'23.102	256,4	14:04'34.603
4	22.013	17.341	19.252	24.780	1'23.386	253,4	14:05'57.989
5	22.396	17.359	19.253	24.933	1'23.941	246,9	14:07'21.930
6	21.996	17.446	19.207	25.010	1'23.659	254,6	14:08'45.589
7	22.025	17.481	19.332	24.948	1'23.786	254,0	14:10'09.375
8	22.028	17.491	19.249	24.980	1'23.748	255,8	14:11'33.123
9	21.988	17.437	19.287	25.005	1'23.717	257,6	14:12'56.840
10	22.097	17.524	19.205	25.003	1'23.829	256,4	14:14'20.669
11	22.054	17.504	19.252	25.137	1'23.947	256,4	14:15'44.616
12	22.111	17.593	19.439	24.913	1'24.056	255,8	14:17'08.672
13	22.059	17.495	19.375	25.180	1'24.109	257,0	14:18'32.781
14	22.042	17.537	19.563	25.150	1'24.292	257,0	14:19'57.073
15	22.096	17.498	19.486	25.188	1'24.268	257,0	14:21'21.341
16	22.049	17.544	19.301	25.231	1'24.125	257,0	14:22'45.466
17	22.112	17.583	19.545	25.279	1'24.519	256,4	14:24'09.985
18	22.221	17.664	19.480	25.329	1'24.694	255,2	14:25'34.679
19	22.324	17.684	19.663	25.573	1'25.244	255,8	14:26'59.923
20	22.198	17.674	19.464	25.293	1'24.629	252,2	14:28'24.552
21	22.270	17.763	19.491	25.376	1'24.900	257,0	14:29'49.452
22	22.434	17.713	19.569	25.412	1'25.128	253,4	14:31'14.580
23	22.409	17.815	19.614	25.445	1'25.283	251,6	14:32'39.863
24	22.490	17.825	19.755	25.512	1'25.582	249,8	14:34'05.445
25	22.648	18.005	19.650	25.697	1'26.000	248,7	14:35'31.445

Race Time 35'12.364

3° 54 T. RAZGATLIOGLU (1'23.389)							
Lap	Seg.1	Seg.2	Seg.3	Seg.4	Lap Time	km/h	Local Time
1		17.450	19.455	25.035	1'29.985		14:01'49.066
2	21.910	17.336	19.145	24.998	1'23.389	255,2	14:03'12.455
3	21.826	17.426	19.343	25.113	1'23.708	252,8	14:04'36.163
4	21.946	17.538	19.211	24.969	1'23.664	251,0	14:05'59.827
5	22.019	17.494	19.345	25.021	1'23.879	251,6	14:07'23.706

6	22.118	17.599	19.246	25.102	1'24.065	249,2	14:08'47.771
7	22.022	17.542	19.404	25.168	1'24.136	249,8	14:10'11.907
8	22.093	17.577	19.279	25.140	1'24.089	249,2	14:11'35.996
9	22.091	17.488	19.343	25.140	1'24.062	251,0	14:13'00.058
10	22.106	17.531	19.336	25.402	1'24.375	250,4	14:14'24.433
11	22.052	17.590	19.310	25.243	1'24.195	248,7	14:15'48.628
12	22.218	17.678	19.432	25.325	1'24.653	250,4	14:17'13.281
13	22.247	17.538	19.451	25.483	1'24.719	250,4	14:18'38.000
14	22.185	17.653	19.515	25.327	1'24.680	249,8	14:20'02.680
15	22.185	17.671	19.450	25.387	1'24.693	248,1	14:21'27.373
16	22.290	17.640	19.466	25.372	1'24.768	248,1	14:22'52.141
17	22.202	17.780	19.435	25.338	1'24.755	249,8	14:24'16.896
18	22.165	17.662	19.348	25.368	1'24.543	249,8	14:25'41.439
19	22.094	17.686	19.417	25.343	1'24.540	248,1	14:27'05.979
20	22.125	17.693	19.519	25.397	1'24.734	249,2	14:28'30.713
21	22.338	17.812	19.509	25.456	1'25.115	248,1	14:29'55.828
22	22.320	17.706	19.620	25.547	1'25.193	251,0	14:31'21.021
23	22.466	17.821	19.702	25.463	1'25.452	247,5	14:32'46.473
24	22.356	17.760	19.626	25.624	1'25.366	248,1	14:34'11.839
25	22.455	17.910	19.666	26.603	1'26.634	245,2	14:35'38.473

Race Time 35'19.392

4° 66 T. SYKES (1'23.713)							
Lap	Seg.1	Seg.2	Seg.3	Seg.4	Lap Time	km/h	Local Time
1		17.667	19.591	24.956	1'30.192		14:01'49.273
2	21.918	17.519	19.311	24.965	1'23.713	256,4	14:03'12.986
3	22.074	17.426	19.445	25.006	1'23.951	248,7	14:04'36.937
4	22.023	17.596	19.304	25.166	1'24.089	248,1	14:06'01.026
5	22.047	17.677	19.592	24.990	1'24.306	251,0	14:07'25.332
6	22.018	17.501	19.318	25.028	1'23.865	249,2	14:08'49.197
7	22.007	17.534	19.565	25.135	1'24.241	248,7	14:10'13.438
8	22.123	17.575	19.743	25.116	1'24.557	248,7	14:11'37.995
9	22.107	17.622	19.449	25.085	1'24.263	245,8	14:13'02.258
10	22.065	17.561	19.444	25.076	1'24.146	251,6	14:14'26.404
11	22.218	17.563	19.409	25.120	1'24.310	248,7	14:15'50.714
12	22.204	17.811	19.517	25.282	1'24.814	249,2	14:17'15.528
13	22.267	17.716	19.501	25.181	1'24.665	246,4	14:18'40.193
14	22.249	17.753	19.387	25.312	1'24.701	247,5	14:20'04.894
15	22.257	17.651	19.377	25.312	1'24.597	249,2	14:21'29.491
16	22.237	17.626	19.321	25.344	1'24.528	250,4	14:22'54.019
17	22.253	17.731	19.387	25.219	1'24.590	249,8	14:24'18.609
18	22.283	17.713	19.348	25.351	1'24.695	251,0	14:25'43.304
19	22.409	17.676	19.461	25.376	1'24.922	246,9	14:27'08.226
20	22.435	17.726	19.481	25.413	1'25.055	248,1	14:28'33.281
21	22.441	17.788	19.696	25.348	1'25.273	249,8	14:29'58.554
22	22.647	17.769	19.672	25.315	1'25.403	250,4	14:31'23.957
23	22.528	17.754	19.614	25.438	1'25.334	248,7	14:32'49.291
24	22.541	17.753	19.737	25.501	1'25.532	249,8	14:34'14.823
25	22.516	17.904	19.799	25.667	1'25.886	245,8	14:35'40.709

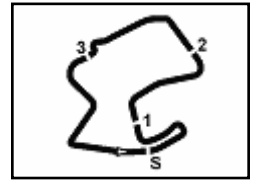
Race Time 35'21.628

5° 22 A. LOWES (1'23.977)							
Lap	Seg.1	Seg.2	Seg.3	Seg.4	Lap Time	km/h	Local Time
1		17.661	19.534	25.245	1'30.824		14:01'49.905
2	22.082	17.439	19.468	24.988	1'23.977	252,2	14:03'13.882
3	22.077	17.505	19.448	25.106	1'24.136	249,2	14:04'38.018
4	22.094	17.584	19.471	25.192	1'24.341	251,0	14:06'02.359
5	22.137	17.604	19.391	25.232	1'24.364	251,0	14:07'26.723
6	22.156	17.499	19.361	25.169	1'24.185	251,0	14:08'50.908
7	22.226	17.626	19.481	25.261	1'24.594	249,8	14:10'15.502
8	22.308	17.562	19.288	25.273	1'24.431	248,1	14:11'39.933
9	22.276	17.521	19.399	25.301	1'24.497	249,8	14:13'04.430
10	22.303	17.607	19.455	25.195	1'24.560	248,1	14:14'28.990
11	22.296	17.592	19.433	25.337	1'24.658	248,1	14:15'53.648
12	22.239	17.750	19.574	25.350	1'24.913	248,1	14:17'18.561

13/07/2019

P = Pits In/Out - C = Lap Time Cancelled

These data/results cannot be reproduced, stored and/or transmitted in whole or in part by any manner of electronic, mechanical, photocopying, recording, broadcasting or otherwise now known or herein after developed without the previous express consent by the copyright owner, except for reproduction in daily press and regular printed publications on sale to the public within 60 days of the event related to those data/results and always provided that copyright symbol appears together as follows below.



GEICO U.S. Round, 12-14 July 2019 Chronological Analysis Race 1

WeatherTech Raceway 3.660 m

Start at 14:00'19.081

2 / 4

13	22.312	17.565	19.377	25.380	1'24.634	248,7	14:18'43.195	20	22.418	17.819	19.637	25.495	1'25.369	244,1	14:28'42.645
14	22.305	17.658	19.430	25.376	1'24.769	248,7	14:20'07.964	21	22.442	17.787	19.651	25.494	1'25.374	242,4	14:30'08.019
15	22.408	17.693	19.348	25.331	1'24.780	247,5	14:21'32.744	22	22.420	17.871	19.617	25.583	1'25.491	245,2	14:31'33.510
16	22.327	17.761	19.511	25.492	1'25.091	246,4	14:22'57.835	23	22.454	17.839	19.745	25.559	1'25.597	244,7	14:32'59.107
17	22.400	17.713	19.548	25.545	1'25.206	248,1	14:24'23.041	24	22.502	18.563	20.262	25.710	1'27.037	245,2	14:34'26.144
18	22.384	17.640	19.442	25.407	1'24.873	246,4	14:25'47.914	25	22.517	17.986	19.837	25.759	1'26.099	244,7	14:35'52.243
19	22.493	17.704	19.518	25.546	1'25.261	245,8	14:27'13.175								Race Time 35'33.162
20	22.500	17.763	19.446	25.495	1'25.204	247,5	14:28'38.379								
21	22.462	17.770	19.721	25.540	1'25.493	248,1	14:30'03.872								
22	22.355	17.803	19.467	25.481	1'25.106	246,9	14:31'28.978								
23	22.491	17.789	19.761	25.546	1'25.587	245,8	14:32'54.565								
24	22.492	17.863	19.703	25.602	1'25.660	245,2	14:34'20.225								
25	22.681	17.858	19.779	25.830	1'26.148	242,4	14:35'46.373								

Race Time 35'27.292

6° 81 J. TORRES (1'23.632)

Lap	Seg.1	Seg.2	Seg.3	Seg.4	Lap Time	km/h	Local Time
1		17.563	19.612	25.181	1'30.545		14:01'49.626
2	21.934	17.447	19.282	24.969	1'23.632	251,0	14:03'13.258
3	21.980	17.426	19.376	25.079	1'23.861	250,4	14:04'37.119
4	22.026	17.548	19.498	25.178	1'24.250	251,6	14:06'01.369
5	22.086	17.724	19.542	25.142	1'24.494	248,7	14:07'25.863
6	22.103	17.524	19.429	25.292	1'24.348	247,5	14:08'50.211
7	22.115	17.572	19.429	25.225	1'24.341	246,4	14:10'14.552
8	22.290	17.701	19.439	25.219	1'24.649	246,4	14:11'39.201
9	22.216	17.609	19.481	25.205	1'24.511	246,4	14:13'03.712
10	22.166	17.643	19.493	25.279	1'24.581	246,9	14:14'28.293
11	22.212	17.627	19.280	25.219	1'24.338	246,4	14:15'52.631
12	22.137	17.765	19.518	25.306	1'24.726	247,5	14:17'17.357
13	22.183	17.720	19.480	25.360	1'24.743	246,4	14:18'42.100
14	22.319	17.630	19.655	25.450	1'25.054	245,8	14:20'07.154
15	22.288	17.692	19.467	25.299	1'24.746	244,7	14:21'31.900
16	22.340	17.745	19.632	25.380	1'25.097	247,5	14:22'56.997
17	22.358	17.769	19.656	25.296	1'25.079	246,9	14:24'22.076
18	22.357	17.686	19.604	25.610	1'25.257	244,1	14:25'47.333
19	22.383	17.808	19.661	25.407	1'25.259	242,4	14:27'12.592
20	22.415	17.775	19.590	25.664	1'25.444	245,2	14:28'38.036
21	22.467	17.824	20.122	25.853	1'26.266	244,7	14:30'04.302
22	22.760	17.956	19.813	25.765	1'26.294	245,2	14:31'30.596
23	22.467	17.909	19.741	25.630	1'25.747	246,9	14:32'56.343
24	22.585	17.944	19.815	25.661	1'26.005	244,7	14:34'22.348
25	22.717	18.038	19.830	25.906	1'26.491	243,0	14:35'48.839

Race Time 35'29.758

7° 60 M. VAN DER MARK (1'24.302)

Lap	Seg.1	Seg.2	Seg.3	Seg.4	Lap Time	km/h	Local Time
1		17.690	19.588	25.290	1'31.593		14:01'50.674
2	22.147	17.577	19.487	25.193	1'24.404	250,4	14:03'15.078
3	22.193	17.525	19.584	25.178	1'24.480	249,2	14:04'39.558
4	22.144	17.597	19.535	25.256	1'24.532	251,0	14:06'04.090
5	22.151	17.554	19.525	25.290	1'24.520	248,1	14:07'28.610
6	22.194	17.472	19.437	25.199	1'24.302	248,1	14:08'52.912
7	22.232	17.602	19.495	25.324	1'24.653	248,1	14:10'17.565
8	22.238	17.620	19.481	25.329	1'24.668	247,5	14:11'42.233
9	22.281	17.637	19.488	25.351	1'24.757	247,5	14:13'06.990
10	22.218	17.727	19.656	25.282	1'24.883	249,8	14:14'31.873
11	22.262	17.690	19.539	25.359	1'24.850	246,4	14:15'56.723
12	22.295	17.710	19.656	25.282	1'24.943	248,1	14:17'21.666
13	22.477	17.728	19.605	25.491	1'25.301	247,5	14:18'46.967
14	22.442	17.719	19.537	25.335	1'25.033	246,9	14:20'12.000
15	22.469	17.704	19.495	25.329	1'24.997	245,2	14:21'36.997
16	22.409	17.650	19.642	25.419	1'25.120	244,7	14:23'02.117
17	22.340	17.689	19.648	25.384	1'25.061	245,2	14:24'27.178
18	22.334	17.721	19.537	25.491	1'25.083	244,7	14:25'52.261
19	22.335	17.741	19.527	25.412	1'25.015	244,7	14:27'17.276

Race Time 35'39.227

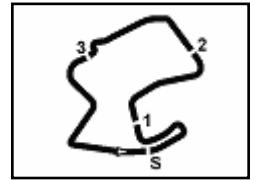
8° 76 L. BAZ (1'24.286)

Lap	Seg.1	Seg.2	Seg.3	Seg.4	Lap Time	km/h	Local Time
1		17.661	19.590	25.305	1'31.136		14:01'50.217
2	22.119	17.507	19.382	25.278	1'24.286	248,7	14:03'14.503
3	22.280	17.563	19.491	25.245	1'24.579	246,9	14:04'39.082
4	22.165	17.565	19.348	25.294	1'24.372	246,9	14:06'03.454
5	22.171	17.698	19.337	25.343	1'24.549	245,8	14:07'28.003
6	22.140	17.514	19.454	25.309	1'24.417	246,9	14:08'52.420
7	22.254	17.609	19.477	25.353	1'24.693	246,9	14:10'17.113
8	22.353	17.719	19.480	25.328	1'24.880	243,6	14:11'41.993
9	22.243	17.600	19.472	25.364	1'24.679	242,4	14:13'06.672
10	22.303	17.848	19.434	25.356	1'24.941	245,8	14:14'31.613
11	22.259	17.709	19.409	25.412	1'24.789	242,4	14:15'56.402
12	22.330	17.791	19.507	25.490	1'25.118	244,1	14:17'21.520
13	22.474	17.648	19.600	25.590	1'25.312	241,9	14:18'46.832
14	22.441	17.999	19.671	25.464	1'25.575	243,0	14:20'12.407
15	22.474	17.847	19.613	25.549	1'25.483	244,1	14:21'37.890
16	22.464	17.717	19.496	25.474	1'25.151	243,6	14:23'03.041
17	22.484	17.769	19.667	25.570	1'25.490	246,4	14:24'28.531
18	22.461	17.814	19.584	25.662	1'25.521	240,8	14:25'54.052
19	22.586	17.804	19.611	25.488	1'25.489	242,4	14:27'19.541
20	22.577	17.869	19.609	25.560	1'25.615	240,3	14:28'45.156
21	22.617	17.891	19.843	25.801	1'26.152	243,0	14:30'11.308
22	22.661	17.903	19.743	25.776	1'26.083	243,0	14:31'37.391
23	22.915	17.954	19.788	25.830	1'26.487	243,6	14:33'03.878
24	22.706	17.945	19.605	25.851	1'26.107	239,7	14:34'29.985
25	22.722	17.995	19.712	25.943	1'26.372	240,8	14:35'56.357

Race Time 35'37.276

9° 33 M. MELANDRI (1'24.462)

Lap	Seg.1	Seg.2	Seg.3	Seg.4	Lap Time	km/h	Local Time
1		18.140	19.912	25.229	1'33.094		14:01'52.175
2	22.235	17.849	19.548	25.249	1'24.881	253,4	14:03'17.056
3	22.177	17.565	19.438	25.282	1'24.462	248,7	14:04'41.518
4	22.282	17.588	19.692	25.292	1'24.854	251,6	14:06'06.372
5	22.282	17.877	19.724	25.401	1'25.284	248,7	14:07'31.656
6	22.716	17.711	19.931	25.493	1'25.851	240,3	14:08'57.507
7	22.566	17.653	19.641	25.409	1'25.269	239,7	14:10'22.776
8	22.411	17.661	19.645	25.408	1'25.125	241,4	14:11'47.901
9	22.304	17.737	19.575	25.445	1'25.061	243,6	14:13'12.962
10	22.400	17.847	19.643	25.548	1'25.438	244,7	14:14'38.400
11	22.334	17.738	19.726	25.380	1'25.178	245,8	14:16'03.578
12	22.421	17.700	19.593	25.467	1'25.181	242,4	14:17'28.759
13	22.333	17.676	19.587	25.431	1'25.027	243,0	14:18'53.786
14	22.338	17.664	19.601	25.487	1'25.090	245,8	14:20'18.876
15	22.415	17.735	19.540	25.419	1'25.109	247,5	14:21'43.985
16	22.322	17.761	19.660	25.440	1'25.183	246,9	14:23'09.168
17	22.343	17.753	19.580	25.365	1'25.041	245,8	14:24'34.209
18	22.382	17.766	19.692	25.668	1'25.508	246,4	14:25'59.717
19	22.364	17.755	19.686	25.560	1'25.365	245,2	14:27'25.082
20	22.410	17.753	19.636	25.544	1'25.343	246,4	14:28'50.425
21	22.490	17.807	19.623	25.565	1'25.485	246,4	14:30'15.910
22	22.443	17.776	19.729	25.580	1'25.528	246,4	14:31'41.438
23	22.486	17.759	19.774	25.560	1'25.579	247,5	14:33'07.017
24	22.429	17.770	19.769	25.703	1'25.671	245,8	14:34'32.688
25	22.490	17.					



GEICO U.S. Round, 12-14 July 2019 Chronological Analysis Race 1

WeatherTech Raceway 3.660 m

Start at 14:00'19.081

3 / 4

10° 21 M. RINALDI (1'25.226)							
Lap	Seg.1	Seg.2	Seg.3	Seg.4	Lap Time	km/h	Local Time
1		18.488	20.364	25.495	1'34.404		14:01'53.485
2	22.429	17.788	19.788	25.258	1'25.263	251,6	14:03'18.748
3	22.419	17.887	19.776	25.348	1'25.430	253,4	14:04'44.178
4	22.487	17.678	19.875	25.336	1'25.376	251,6	14:06'09.554
5	22.403	17.915	19.731	25.464	1'25.513	255,2	14:07'35.067
6	22.413	17.790	19.804	25.219	1'25.226	249,2	14:09'00.293
7	22.402	17.802	19.744	25.445	1'25.393	254,6	14:10'25.686
8	22.354	17.889	19.829	25.316	1'25.388	255,8	14:11'51.074
9	22.639	17.835	19.851	25.413	1'25.738	246,4	14:13'16.812
10	22.474	17.861	20.023	25.454	1'25.812	252,8	14:14'42.624
11	22.559	17.959	20.191	25.275	1'25.984	252,2	14:16'08.608
12	22.517	17.879	19.756	25.339	1'25.491	254,0	14:17'34.099
13	22.714	17.765	19.874	25.598	1'25.951	236,5	14:19'00.050
14	22.586	17.806	19.929	25.567	1'25.888	247,5	14:20'25.938
15	22.597	17.883	19.885	25.497	1'25.862	250,4	14:21'51.800
16	22.493	17.833	19.802	25.373	1'25.501	254,0	14:23'17.301
17	22.566	17.797	19.836	25.415	1'25.614	258,9	14:24'42.915
18	22.573	17.920	19.915	25.498	1'25.906	254,0	14:26'08.821
19	22.589	17.870	19.774	25.573	1'25.806	249,8	14:27'34.627
20	22.591	17.901	19.789	25.596	1'25.877	250,4	14:29'00.504
21	22.759	17.923	20.201	25.505	1'26.388	244,1	14:30'26.892
22	22.462	17.793	19.887	25.501	1'25.643	253,4	14:31'52.535
23	22.526	17.748	19.836	25.314	1'25.424	252,8	14:33'17.959
24	22.530	17.818	19.794	25.647	1'25.789	251,6	14:34'43.748
25	22.643	17.943	19.989	25.861	1'26.436	248,7	14:36'10.184
Race Time 35'51.103							

11° 50 E. LAVERTY (1'25.003)							
Lap	Seg.1	Seg.2	Seg.3	Seg.4	Lap Time	km/h	Local Time
1		18.277	19.682	25.375	1'32.928		14:01'52.009
2	22.301	18.114	19.679	25.253	1'25.347	255,8	14:03'17.356
3	22.351	17.712	19.583	25.357	1'25.003	249,8	14:04'42.359
4	22.477	17.715	19.540	25.827	1'25.559	251,6	14:06'07.918
5	22.622	17.876	19.668	25.584	1'25.750	248,1	14:07'33.668
6	22.373	17.740	19.647	25.346	1'25.106	252,8	14:08'58.774
7	22.489	17.833	19.712	25.580	1'25.614	252,8	14:10'24.388
8	22.508	17.792	19.688	25.397	1'25.385	251,0	14:11'49.773
9	22.628	17.809	19.710	25.461	1'25.608	251,0	14:13'15.381
10	23.045	17.966	19.915	25.613	1'26.539	249,2	14:14'41.920
11	22.576	17.898	19.718	25.637	1'25.829	251,6	14:16'07.749
12	22.585	17.786	19.695	25.537	1'25.603	250,4	14:17'33.352
13	22.544	17.841	19.872	25.537	1'25.794	250,4	14:18'59.146
14	22.368	17.898	19.837	25.606	1'25.709	248,7	14:20'24.855
15	22.483	17.873	19.734	25.675	1'25.765	251,0	14:21'50.620
16	22.656	17.947	19.915	25.637	1'26.155	249,8	14:23'16.775
17	22.644	17.860	19.721	25.613	1'25.838	249,8	14:24'42.613
18	22.575	17.967	19.734	25.648	1'25.924	248,1	14:26'08.537
19	22.591	17.872	19.789	25.592	1'25.844	249,2	14:27'34.381
20	22.555	17.932	19.777	25.729	1'25.993	248,7	14:29'00.374
21	22.669	18.033	20.426	26.090	1'27.218	248,1	14:30'27.592
22	22.643	17.961	20.015	25.637	1'26.256	247,5	14:31'53.848
23	22.597	17.953	20.041	25.638	1'26.229	250,4	14:33'20.077
24	22.671	18.007	19.839	25.749	1'26.266	249,8	14:34'46.343
25	22.596	17.996	19.907	25.702	1'26.201	249,8	14:36'12.544
Race Time 35'53.463							

12° 36 L. MERCADO (1'25.055)							
Lap	Seg.1	Seg.2	Seg.3	Seg.4	Lap Time	km/h	Local Time
1		18.393	19.797	25.442	1'33.390		14:01'52.471
2	22.779	17.777	19.714	25.395	1'25.665	253,4	14:03'18.136
3	22.513	17.695	19.566	25.281	1'25.055	247,5	14:04'43.191
4	22.537	17.690	19.591	25.382	1'25.200	247,5	14:06'08.391
5	22.519	17.858	19.662	25.494	1'25.533	248,1	14:07'33.924

6	22.401	17.817	19.663	25.543	1'25.424	247,5	14:08'59.348
7	22.523	17.741	19.729	25.603	1'25.596	248,7	14:10'24.944
8	22.477	17.771	19.654	25.746	1'25.648	251,0	14:11'50.592
9	22.459	17.840	19.679	25.466	1'25.444	248,7	14:13'16.036
10	22.705	17.978	19.899	25.727	1'26.309	249,2	14:14'42.345
11	22.582	17.935	19.754	25.604	1'25.875	251,6	14:16'08.220
12	22.659	17.794	19.722	25.601	1'25.776	249,8	14:17'33.996
13	22.580	17.825	19.825	25.816	1'26.046	250,4	14:19'00.042
14	22.853	17.819	19.800	25.748	1'26.220	244,7	14:20'26.262
15	22.836	17.909	19.997	25.944	1'26.686	248,7	14:21'52.948
16	22.585	17.832	19.689	25.670	1'25.776	245,2	14:23'18.724
17	22.544	17.887	19.716	25.634	1'25.781	246,9	14:24'44.505
18	22.553	17.893	19.505	25.653	1'25.604	243,0	14:26'10.109
19	22.550	17.848	19.618	25.553	1'25.569	244,1	14:27'35.678
20	22.588	17.891	19.647	25.599	1'25.725	246,4	14:29'01.403
21	22.685	17.919	19.745	25.869	1'26.218	248,1	14:30'27.621
22	22.929	17.957	19.825	25.821	1'26.532	239,7	14:31'54.153
23	22.699	18.005	19.696	25.874	1'26.274	246,9	14:33'20.427
24	22.609	18.033	19.814	25.800	1'26.256	246,9	14:34'46.683
25	22.689	17.941	19.679	25.851	1'26.160	246,4	14:36'12.843
Race Time 35'53.762							

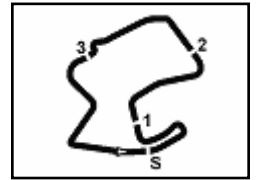
13° 52 A. DELBIANCO (1'25.225)							
Lap	Seg.1	Seg.2	Seg.3	Seg.4	Lap Time	km/h	Local Time
1		18.461	20.218	25.395	1'34.010		14:01'53.091
2	22.360	17.707	19.760	25.424	1'25.251	248,7	14:03'18.342
3	22.537	17.825	19.646	25.441	1'25.449	248,1	14:04'43.791
4	22.405	17.719	19.789	25.312	1'25.225	243,0	14:06'09.016
5	22.476	17.849	19.680	26.036	1'26.041	246,9	14:07'35.057
6	22.650	17.742	19.844	25.529	1'25.765	239,2	14:09'00.822
7	22.731	17.814	19.660	25.588	1'25.793	239,7	14:10'26.615
8	22.603	17.852	20.133	25.614	1'26.202	246,4	14:11'52.817
9	22.474	17.818	19.727	25.506	1'25.525	241,4	14:13'18.342
10	22.548	17.944	19.866	25.574	1'25.932	243,0	14:14'44.274
11	22.613	17.860	20.111	25.554	1'26.138	242,4	14:16'10.412
12	22.530	17.904	19.895	25.623	1'25.952	243,0	14:17'36.364
13	22.619	17.883	19.830	25.637	1'25.969	243,6	14:19'02.333
14	22.588	17.827	19.844	25.668	1'25.927	241,4	14:20'28.260
15	22.577	17.881	19.908	25.583	1'25.949	243,0	14:21'54.209
16	22.563	17.807	19.822	25.541	1'25.733	243,0	14:23'19.942
17	22.579	17.785	19.819	25.695	1'25.878	245,2	14:24'45.820
18	22.650	17.950	19.812	25.672	1'26.084	244,7	14:26'11.904
19	22.836	17.906	19.839	25.540	1'26.121	244,1	14:27'38.025
20	22.631	17.805	19.835	25.819	1'26.090	244,7	14:29'04.115
21	22.766	17.944	19.882	25.623	1'26.215	242,4	14:30'30.330
22	22.812	17.961	19.954	25.830	1'26.557	244,1	14:31'56.887
23	22.899	18.306	20.111	25.696	1'27.012	242,4	14:33'23.899
24	22.811	18.050	20.029	25.816	1'26.706	235,0	14:34'50.605
25	22.834	18.104	20.067	25.972	1'26.977	238,7	14:36'17.582
Race Time 35'58.501							

14° 11 S. CORTESE (1'24.840)							
Lap	Seg.1	Seg.2	Seg.3	Seg.4	Lap Time	km/h	Local Time
1		18.628	20.084	25.221	1'33.591		14:01'52.672
2	22.264	17.617	19.918	25.041	1'24.840	251,0	14:03'17.512
3	22.456	17.712	19.691	25.255	1'25.114	240,3	14:04'42.626
4	22.316	17.760	19.673	25.363	1'25.112	247,5	14:06'07.738
5	22.400	17.722	19.737	25.300	1'25.159	241,9	14:07'32.897
6	22.380	17.645	19.797	25.372	1'25.194	245,2	14:08'58.091
7	22.661	17.909	19.779	25.394	1'25.743	246,4	14:10'23.834
8	22.483	17.718	19.929	25.350	1'25.480	247,5	14:11'49.314
9	22.625	17.810	19.890	25.468	1'25.793	246,4	14:13'15.107
10	22.771	17.774	19.727	25.402	1'25.674	239,7	14:14'40.781
11	22.532	17.868	19.929	25.581	1'25.910	242,4	14:16'06.691
12	22.619	17.792	19.979	25.758	1'26.148	244,1	14:17'32.839

13/07/2019

P = Pits In/Out - C = Lap Time Cancelled

These data/results cannot be reproduced, stored and/or transmitted in whole or in part by any manner of electronic, mechanical, photocopying, recording, broadcasting or otherwise now known or herein after developed without the previous express consent by the copyright owner, except for reproduction



GEICO U.S. Round, 12-14 July 2019 Chronological Analysis Race 1

WeatherTech Raceway 3.660 m

Start at 14:00'19.081

4 / 4

13	22.700	17.943	20.522	25.745	1'26.910	240,8	14:18'59.749	20	22.803	17.888	20.073	26.013	1'26.777	238,1	14:29'19.029
14	22.494	17.869	20.095	25.652	1'26.110	237,6	14:20'25.859	21	23.068	18.003	20.158	25.942	1'27.171	238,1	14:30'46.200
15	23.003	17.967	20.061	25.753	1'26.784	238,7	14:21'52.643	22	23.142	18.072	19.990	25.953	1'27.157	240,3	14:32'13.357
16	22.654	17.857	20.129	25.676	1'26.316	241,4	14:23'18.959	23	22.819	18.080	20.136	26.035	1'27.070	240,8	14:33'40.427
17	22.691	17.892	19.986	25.692	1'26.261	242,4	14:24'45.220	24	23.158	18.054	20.031	26.226	1'27.469	231,4	14:35'07.896
18	22.570	17.917	19.927	25.578	1'25.992	243,0	14:26'11.212	25	23.024	18.102	20.374	26.432	1'27.932	238,1	14:36'35.828
19	22.634	17.847	19.903	25.608	1'25.992	241,9	14:27'37.204								Race Time 36'16.747
20	22.611	17.993	20.028	25.771	1'26.403	246,4	14:29'03.607								
21	22.803	17.884	20.035	25.727	1'26.449	246,4	14:30'30.056								
22	22.833	17.932	20.093	25.776	1'26.634	243,0	14:31'56.690								
23	22.971	18.561	20.494	25.829	1'27.855	239,2	14:33'24.545								
24	22.904	17.976	20.075	26.049	1'27.004	235,5	14:34'51.549								
25	22.988	18.173	20.475	26.228	1'27.864	244,1	14:36'19.413								Race Time 36'00.332

15° 28 M. REITERBERGER (1'24.665)

Lap	Seg.1	Seg.2	Seg.3	Seg.4	Lap Time	km/h	Local Time
1		17.773	19.679	25.376	1'32.364		14:01'51.445
2	22.398	17.653	19.521	25.093	1'24.665	244,7	14:03'16.110
3	22.379	17.578	19.624	25.582	1'25.163	247,5	14:04'41.273
4	22.366	17.625	20.150	25.348	1'25.489	244,7	14:06'06.762
5	22.863	17.738	19.544	25.371	1'25.516	244,7	14:07'32.278
6	22.516	17.774	19.741	25.503	1'25.534	245,2	14:08'57.812
7	22.728	18.046	20.650	25.441	1'26.865	240,8	14:10'24.677
8	22.522	17.792	19.712	25.728	1'25.754	245,8	14:11'50.431
9	22.493	17.742	19.562	25.489	1'25.286	245,2	14:13'15.717
10	22.919	17.953	19.952	25.543	1'26.367	245,8	14:14'42.084
11	22.627	18.227	20.482	25.849	1'27.185	239,2	14:16'09.269
12	22.752	17.927	19.962	25.722	1'26.363	248,7	14:17'35.632
13	22.820	17.807	19.750	25.756	1'26.133	244,1	14:19'01.765
14	22.613	17.828	19.790	25.614	1'25.845	240,8	14:20'27.610
15	22.567	17.884	19.808	25.619	1'25.878	242,4	14:21'53.488
16	22.626	17.870	19.704	25.633	1'25.833	244,7	14:23'19.321
17	22.782	17.873	19.940	25.693	1'26.288	239,7	14:24'45.609
18	22.767	17.905	26.159	26.088	1'32.919	244,1	14:26'18.528
19	23.196	18.064	19.933	25.773	1'26.966	238,7	14:27'45.494
20	22.638	17.972	19.858	25.806	1'26.274	241,9	14:29'11.768
21	22.863	18.045	19.949	25.993	1'26.850	237,6	14:30'38.618
22	22.727	18.038	19.822	25.831	1'26.418	239,7	14:32'05.036
23	22.907	18.106	20.297	25.947	1'27.257	238,1	14:33'32.293
24	22.805	18.022	19.983	25.733	1'26.543	240,3	14:34'58.836
25	22.802	18.094	20.206	26.049	1'27.151	237,1	14:36'25.987

16° 23 R. KIYONARI (1'25.547)

Lap	Seg.1	Seg.2	Seg.3	Seg.4	Lap Time	km/h	Local Time
1		18.478	20.339	25.694	1'34.870		14:01'53.951
2	22.624	17.811	19.888	25.224	1'25.547	241,9	14:03'19.498
3	22.638	17.815	19.936	26.461	1'26.850	244,7	14:04'46.348
4	22.658	17.925	20.052	25.599	1'26.234	240,3	14:06'12.582
5	22.601	17.971	19.732	26.287	1'26.591	238,7	14:07'39.173
6	22.684	17.744	21.294	25.786	1'27.508	239,2	14:09'06.681
7	22.831	17.774	19.838	25.567	1'26.010	242,4	14:10'32.691
8	22.740	17.807	19.682	25.624	1'25.853	236,0	14:11'58.544
9	22.593	17.803	19.966	25.628	1'25.990	237,1	14:13'24.534
10	22.627	17.933	19.984	25.536	1'26.080	238,1	14:14'50.614
11	22.701	17.824	20.064	25.673	1'26.262	238,1	14:16'16.876
12	22.834	17.994	20.004	25.768	1'26.600	237,6	14:17'43.476
13	22.823	17.747	19.849	25.911	1'26.330	236,5	14:19'09.806
14	23.447	18.005	20.067	25.888	1'27.407	235,5	14:20'37.213
15	22.883	18.126	19.978	26.189	1'27.176	237,1	14:22'04.389
16	22.782	17.963	19.940	25.985	1'26.670	238,1	14:23'31.059
17	22.925	18.102	20.154	25.859	1'27.040	236,0	14:24'58.099
18	22.877	18.028	20.106	26.094	1'27.105	240,3	14:26'25.204
19	22.985	18.057	19.947	26.059	1'27.048	236,5	14:27'52.252

17° 19 A. BAUTISTA (1'22.945)

Lap	Seg.1	Seg.2	Seg.3	Seg.4	Lap Time	km/h	Local Time	
1		17.324	19.344	25.233	1'29.543		14:01'48.624	
2		21.914	17.322	19.319	24.733	1'23.288	258,3	14:03'11.912
3	21.787	17.169	19.214	24.775	1'22.945	263,4	14:04'34.857	
4	21.895	17.334	19.427	24.886	1'23.542	262,1	14:05'58.399	
5	22.070	1'26.278	24.682	26.288	2'39.318	264,0	14:08'37.717	
6	22.377	17.679	19.646	25.410	1'25.112	253,4	14:10'02.829	
7	22.848	17.766	19.716	25.239	1'25.569	257,6	14:11'28.398	
8	22.084	17.603	19.527	25.240	1'24.454	258,3	14:12'52.852	
9	22.194	17.580	19.518	25.158	1'24.450	252,8	14:14'17.302	
10	22.176	17.445	19.344	25.238	1'24.203	257,6	14:15'41.505	
11	22.172	17.511	19.470	25.159	1'24.312	255,2	14:17'05.817	
12	22.018	17.586	19.774	25.652	1'25.030	258,9	14:18'30.847	
13	24.758	17.674	19.562	25.189	1'27.183	259,5	14:19'58.030	
14	22.144	17.631	19.514	25.262	1'24.551	258,9	14:21'22.581	
15	22.077	17.867	19.674	25.340	1'24.958	261,4	14:22'47.539	
16	22.121	17.659	19.557	25.277	1'24.614	260,1	14:24'12.153	
17	22.167	17.702	19.693	25.324	1'24.886	260,1	14:25'37.039	
18	22.263	17.629	19.511	25.241	1'24.644	258,9	14:27'01.683	
19	22.046	17.683	19.500	25.161	1'24.390	260,1	14:28'26.073	
20	22.147	17.667	19.555	25.345	1'24.714	259,5	14:29'50.787	
21	22.154	17.723	19.509	25.427	1'24.813	260,8	14:31'15.600	
22	22.291	17.712	19.481	25.313	1'24.797	257,6	14:32'40.397	
23	22.212	17.742	19.860	25.466	1'25.280	259,5	14:34'05.677	
24	22.527	18.147	19.668	25.744	1'26.086	253,4	14:35'31.763	

RET 95 J. BEACH (1'24.655)

Lap	Seg.1	Seg.2	Seg.3	Seg.4	Lap Time	km/h	Local Time
1		17.730	19.774	25.260	1'32.054		14:01'51.135
2	22.296	17.521	19.579	25.259	1'24.655	251,6	14:03'15.790
3	22.415	17.562	19.635	25.318	1'24.930	249,2	14:04'40.720
4	22.462	17.698	19.679	25.393	1'25.232	250,4	14:06'05.952
5	22.465	17.863	19.741	25.563	1'25.632	247,5	14:07'31.584
6	22.671	17.732	19.830	25.631	1'25.864	248,1	14:08'57.448
7	22.874	17.770	19.833	25.559	1'26.036	245,2	14:10'23.484
8	22.483	17.831	19.843	25.490	1'25.647	249,2	14:11'49.131
9	22.599	17.869	19.736	25.772	1'25.976	244,7	14:13'15.107
10	23.140	17.891	19.935	25.583	1'26.549	230,9	14:14'41.656
11	22.564	17.978	20.096	25.695	1'26.333	248,1	14:16'07.989
12	22.639	17.839	19.763	25.543	1'25.784	246,4	14:17'33.773

RET 91 L. HASLAM (1'24.198)

Lap	Seg.1	Seg.2	Seg.3	Seg.4	Lap Time	km/h	Local Time
1		17.648	19.530	25.222	1'31.320		14:01'50.401
2	22.260	17.612	19.345	24.981	1'24.198	253,4	14:03'14.599
3	22.381	17.569	19.521	25.198	1'24.669	243,6	14:04'39.268

13/07/2019 P = Pits In/Out - C = Lap Time Cancelled

These data/results cannot be reproduced, stored and/or transmitted in whole or in part by any manner of electronic, mechanical, photocopying, recording, broadcasting or otherwise now known or herein after developed without the previous express consent by the copyright owner, except for reproduction in daily press and regular printed publications on sale to the public within 60 days of the event related to those data/results and always provided that copyright symbol appears together as follows below.

© DORNA WSBK ORGANIZATION Srl 2019