

## GEICO U.S. Round, 12-14 July 2019 Free Practices Combined Results after FP2

WeatherTech Raceway 3.660 m

No.	Rider	Nat	Team	Bike	Class	FP1	FP2	FP3	Time	Gap	Rel.	Avg	LL
1	<b>7 C. DAVIES</b>	GBR	ARUBA.IT Racing - Ducati	Ducati Panigale V4 R		1'24.300	<b>1'23.387</b>		<b>1'23.387</b>			158,010	48
2	<b>1 J. REA</b>	GBR	Kawasaki Racing Team WorldSBK	Kawasaki ZX-10RR		1'23.440	<b>1'23.419</b>		<b>1'23.419</b>	0.032	0.032	157,950	45
3	<b>19 A. BAUTISTA</b>	ESP	ARUBA.IT Racing - Ducati	Ducati Panigale V4 R		1'24.470	<b>1'23.650</b>		<b>1'23.650</b>	0.263	0.231	157,513	49
4	<b>66 T. SYKES</b>	GBR	BMW Motorrad WorldSBK Team	BMW S1000 RR		1'23.986	<b>1'23.797</b>		<b>1'23.797</b>	0.410	0.147	157,237	41
5	<b>91 L. HASLAM</b>	GBR	Kawasaki Racing Team WorldSBK	Kawasaki ZX-10RR		1'24.625	<b>1'23.852</b>		<b>1'23.852</b>	0.465	0.055	157,134	47
6	<b>76 L. BAZ</b>	FRA	Ten Kate Racing - Yamaha	Yamaha YZF R1	IND	1'24.588	<b>1'23.925</b>		<b>1'23.925</b>	0.538	0.073	156,997	45
7	<b>54 T. RAZGATLIOGLU</b>	TUR	Turkish Puccetti Racing	Kawasaki ZX-10RR	IND	1'24.187	<b>1'23.943</b>		<b>1'23.943</b>	0.556	0.018	156,964	51
8	<b>22 A. LOWES</b>	GBR	Pata Yamaha WorldSBK Team	Yamaha YZF R1		1'24.231	<b>1'24.212</b>		<b>1'24.212</b>	0.825	0.269	156,462	37
9	<b>60 M. VAN DER MARK</b>	NED	Pata Yamaha WorldSBK Team	Yamaha YZF R1		1'24.247	1'24.670		<b>1'24.247</b>	0.860	0.035	156,397	43
10	<b>81 J. TORRES</b>	ESP	Team Pedercini Racing	Kawasaki ZX-10RR	IND	1'24.745	<b>1'24.339</b>		<b>1'24.339</b>	0.952	0.092	156,227	44
11	<b>11 S. CORTESE</b>	GER	GRT Yamaha WorldSBK	Yamaha YZF R1	IND	1'25.098	<b>1'24.405</b>		<b>1'24.405</b>	1.018	0.066	156,104	46
12	<b>33 M. MELANDRI</b>	ITA	GRT Yamaha WorldSBK	Yamaha YZF R1	IND	1'24.614	<b>1'24.564</b>		<b>1'24.564</b>	1.177	0.159	155,811	43
13	<b>36 L. MERCADO</b>	ARG	Orelac Racing VerdNatura	Kawasaki ZX-10RR	IND	1'24.921	<b>1'24.731</b>		<b>1'24.731</b>	1.344	0.167	155,504	51
14	<b>50 E. LAVERTY</b>	IRL	Team Goeleven	Ducati Panigale V4 R	IND	1'25.158	<b>1'24.939</b>		<b>1'24.939</b>	1.552	0.208	155,123	36
15	<b>95 J. BEACH</b>	USA	Attack Performance Estenson Yamaha	Yamaha YZF R1	IND	1'26.094	<b>1'24.973</b>		<b>1'24.973</b>	1.586	0.034	155,061	49
16	<b>28 M. REITERBERGER</b>	GER	BMW Motorrad WorldSBK Team	BMW S1000 RR		1'26.114	<b>1'25.000</b>		<b>1'25.000</b>	1.613	0.027	155,012	48
17	<b>21 M. RINALDI</b>	ITA	BARNI Racing Team	Ducati Panigale V4 R	IND	1'26.094	<b>1'25.501</b>		<b>1'25.501</b>	2.114	0.501	154,103	45
18	<b>23 R. KIYONARI</b>	JPN	Moriwaki Althea Honda Team	Honda CBR1000RR		<b>1'25.858</b>	1'25.922		<b>1'25.858</b>	2.471	0.357	153,463	47
19	<b>52 A. DELBIANCO</b>	ITA	Althea Mie Racing Team	Honda CBR1000RR	IND	<b>1'25.983</b>	1'26.251		<b>1'25.983</b>	2.596	0.125	153,240	45

12/07/2019

These data/results cannot be reproduced, stored and/or transmitted in whole or in part by any manner of electronic, mechanical, photocopying, recording, broadcasting or otherwise now known or herein after developed without the previous express consent by the copyright owner, except for reproduction in daily press and regular printed publications on sale to the public within 60 days of the event related to those data/results and always provided that copyright symbol appears together as follows below.

© DORNA WSBK ORGANIZATION Srl 2019

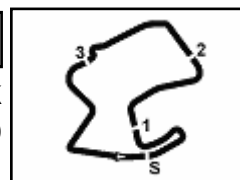
PIRELLI PERUGIA TIMING



Official Tyre Supplier



Official Timekeeper



## GEICO U.S. Round, 12-14 July 2019

### Results Free Practice 2nd Session

WeatherTech Raceway 3.660 m

1 / 2

No.	Rider	Nat	Team	Bike	Class	Time	Gap	Rel.	Laps	Speed	
										Avg	Max
1	7 C. DAVIES	GBR	ARUBA.IT Racing - Ducati	Ducati Panigale V4 R		<b>1'23.387</b>			26	158,010	<b>259,5</b>
2	1 J. REA	GBR	Kawasaki Racing Team WorldSBK	Kawasaki ZX-10RR		<b>1'23.419</b>	0.032	0.032	24	157,950	<b>254,0</b>
3	19 A. BAUTISTA	ESP	ARUBA.IT Racing - Ducati	Ducati Panigale V4 R		<b>1'23.650</b>	0.263	0.231	26	157,513	<b>261,4</b>
4	66 T. SYKES	GBR	BMW Motorrad WorldSBK Team	BMW S1000 RR		<b>1'23.797</b>	0.410	0.147	21	157,237	<b>251,0</b>
5	91 L. HASLAM	GBR	Kawasaki Racing Team WorldSBK	Kawasaki ZX-10RR		<b>1'23.852</b>	0.465	0.055	23	157,134	<b>253,4</b>
6	76 L. BAZ	FRA	Ten Kate Racing - Yamaha	Yamaha YZF R1	IND	<b>1'23.925</b>	0.538	0.073	21	156,997	<b>247,5</b>
7	54 T. RAZGATLIOGLU	TUR	Turkish Puccetti Racing	Kawasaki ZX-10RR	IND	<b>1'23.943</b>	0.556	0.018	24	156,964	<b>251,0</b>
8	22 A. LOWES	GBR	Pata Yamaha WorldSBK Team	Yamaha YZF R1		<b>1'24.212</b>	0.825	0.269	22	156,462	<b>249,2</b>
9	81 J. TORRES	ESP	Team Pedercini Racing	Kawasaki ZX-10RR	IND	<b>1'24.339</b>	0.952	0.127	21	156,227	<b>247,5</b>
10	11 S. CORTESE	GER	GRT Yamaha WorldSBK	Yamaha YZF R1	IND	<b>1'24.405</b>	1.018	0.066	23	156,104	<b>247,5</b>
11	33 M. MELANDRI	ITA	GRT Yamaha WorldSBK	Yamaha YZF R1	IND	<b>1'24.564</b>	1.177	0.159	22	155,811	<b>249,2</b>
12	60 M. VAN DER MARK	NED	Pata Yamaha WorldSBK Team	Yamaha YZF R1		<b>1'24.670</b>	1.283	0.106	22	155,616	<b>252,8</b>
13	36 L. MERCADO	ARG	Orelac Racing VerdNatura	Kawasaki ZX-10RR	IND	<b>1'24.731</b>	1.344	0.061	27	155,504	<b>246,9</b>
14	50 E. LAVERTY	IRL	Team GoEleven	Ducati Panigale V4 R	IND	<b>1'24.939</b>	1.552	0.208	18	155,123	<b>255,2</b>
15	95 J. BEACH	USA	Attack Performance Estenson Yamaha	Yamaha YZF R1	IND	<b>1'24.973</b>	1.586	0.034	27	155,061	<b>249,2</b>
16	28 M. REITERBERGER	GER	BMW Motorrad WorldSBK Team	BMW S1000 RR		<b>1'25.000</b>	1.613	0.027	22	155,012	<b>245,8</b>
17	21 M. RINALDI	ITA	BARNI Racing Team	Ducati Panigale V4 R	IND	<b>1'25.501</b>	2.114	0.501	23	154,103	<b>253,4</b>
18	23 R. KIYONARI	JPN	Moriwaki Althea Honda Team	Honda CBR1000RR		<b>1'25.922</b>	2.535	0.421	22	153,348	<b>239,2</b>
19	52 A. DELBIANCO	ITA	Althea Mie Racing Team	Honda CBR1000RR	IND	<b>1'26.251</b>	2.864	0.329	22	152,763	<b>241,4</b>

Qualifying Lap Time (107% of 1'23.387): **1'29.225**

AIR	Humidity:	73%	Temp:	18°C
TRACK	Condition:	Dry	Temp:	41°C

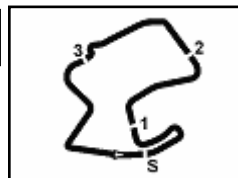
Records	Pole	(SP2)	2014	T.Sykes	1'21.811	161,050	Km/h
	Race	(RC1)	2018	C.Davies	1'23.041	158,670	Km/h
	All Times	(SP2)	2014	T.Sykes	1'21.811	161,050	Km/h

Start                      End                      The results are provisional until the end of the time limit for protests and appeals  
12/07/2019              15:00                      15:51                      and the completion of the technical checks.

These data/results cannot be reproduced, stored and/or transmitted in whole or in part by any manner of electronic, mechanical, photocopying, recording, broadcasting or otherwise now known or herein after developed without the previous express consent by the copyright owner, except for reproduction in daily press and regular printed publications on sale to the public within 60 days of the event related to those data/results and always provided that copyright symbol appears together as follows below.

© DORNA WSBK ORGANIZATION Srl 2019




**GEICO U.S. Round, 12-14 July 2019**
**Results Free Practice 2nd Session**

WeatherTech Raceway 3.660 m

2 / 2

**Session Highlights**

Local Time	No. Rider	Description
15.00.00		Start
15.02.13		WorldSBK Pit Intervention Time: 1min 19secs
15.08.53	<b>33 M. MELANDRI</b>	On the Gravel - Re-Joined - Turn 10
15.13.55	<b>54 T. RAZGATLIOGLU</b>	On the Gravel - Re-Joined - Turn 2
15.14.02	<b>28 M. REITERBERGER</b>	On the Gravel - Re-Joined - Turn 2
15.22.36	<b>21 M. RINALDI</b>	Crashed - Turn 8
15.23.11	<b>21 M. RINALDI</b>	Re-joined
15.25.24	<b>36 L. MERCADO</b>	On the Gravel - Re-Joined - Turn 3
15.40.32	<b>91 L. HASLAM</b>	On the Gravel - Re-Joined - Turn 2
15.46.59	<b>66 T. SYKES</b>	Technical Problem - Turn 6
15.47.25	<b>23 R. KIYONARI</b>	On the Gravel - Re-Joined - Turn 6
15.51.50		End Of Session

**Fastest Laps Sequence**

No.	Rider	Nat	Team	Bike	Local Time	Time	Gap	Avg
<b>76</b>	<b>L. BAZ</b>	FRA	Ten Kate Racing - Yamaha	Yamaha YZF R1	15:03'13.411	<b>1'25.467</b>		154,165
<b>50</b>	<b>E. LAVERTY</b>	IRL	Team GoEleven	Ducati Panigale V4 R	15:03'13.479	<b>1'24.939</b>	-0.528	155,123
<b>19</b>	<b>A. BAUTISTA</b>	ESP	ARUBA.IT Racing - Ducati	Ducati Panigale V4 R	15:03'27.103	<b>1'24.757</b>	-0.182	155,456
<b>1</b>	<b>J. REA</b>	GBR	Kawasaki Racing Team WorldSBK	Kawasaki ZX-10RR	15:04'07.543	<b>1'23.998</b>	-0.759	156,861
<b>1</b>	<b>J. REA</b>	GBR	Kawasaki Racing Team WorldSBK	Kawasaki ZX-10RR	15:05'31.429	<b>1'23.886</b>	-0.112	157,070
<b>91</b>	<b>L. HASLAM</b>	GBR	Kawasaki Racing Team WorldSBK	Kawasaki ZX-10RR	15:05'32.170	<b>1'23.852</b>	-0.034	157,134
<b>1</b>	<b>J. REA</b>	GBR	Kawasaki Racing Team WorldSBK	Kawasaki ZX-10RR	15:06'55.164	<b>1'23.735</b>	-0.117	157,354
<b>1</b>	<b>J. REA</b>	GBR	Kawasaki Racing Team WorldSBK	Kawasaki ZX-10RR	15:20'59.669	<b>1'23.732</b>	-0.003	157,359
<b>1</b>	<b>J. REA</b>	GBR	Kawasaki Racing Team WorldSBK	Kawasaki ZX-10RR	15:22'23.396	<b>1'23.727</b>	-0.005	157,369
<b>7</b>	<b>C. DAVIES</b>	GBR	ARUBA.IT Racing - Ducati	Ducati Panigale V4 R	15:46'10.021	<b>1'23.455</b>	-0.272	157,881
<b>7</b>	<b>C. DAVIES</b>	GBR	ARUBA.IT Racing - Ducati	Ducati Panigale V4 R	15:49'06.025	<b>1'23.387</b>	-0.068	158,010

Start 12/07/2019 15:00 End 15:51 The results are provisional until the end of the time limit for protests and appeals and the completion of the technical checks.

These data/results cannot be reproduced, stored and/or transmitted in whole or in part by any manner of electronic, mechanical, photocopying, recording, broadcasting or otherwise now known or herein after developed without the previous express consent by the copyright owner, except for reproduction in daily press and regular printed publications on sale to the public within 60 days of the event related to those data/results and always provided that copyright symbol appears together as follows below.

© DORNA WSBK ORGANIZATION Srl 2019



## GEICO U.S. Round, 12-14 July 2019 Best Sectors & Speed Free Practice 2nd Session

BEST LAP			
1	7 C. DAVIES	Ducati Panigale V4 R	1'23.387
2	1 J. REA	Kawasaki ZX-10RR	1'23.419
3	19 A. BAUTISTA	Ducati Panigale V4 R	1'23.650
4	66 T. SYKES	BMW S1000 RR	1'23.797
5	91 L. HASLAM	Kawasaki ZX-10RR	1'23.852
6	76 L. BAZ	Yamaha YZF R1	1'23.925
7	54 T. RAZGATLIOGLU	Kawasaki ZX-10RR	1'23.943
8	22 A. LOWES	Yamaha YZF R1	1'24.212
9	81 J. TORRES	Kawasaki ZX-10RR	1'24.339
10	11 S. CORTESE	Yamaha YZF R1	1'24.405
11	33 M. MELANDRI	Yamaha YZF R1	1'24.564
12	60 M. VAN DER MARK	Yamaha YZF R1	1'24.670
13	36 L. MERCADO	Kawasaki ZX-10RR	1'24.731
14	50 E. LAVERTY	Ducati Panigale V4 R	1'24.939
15	95 J. BEACH	Yamaha YZF R1	1'24.973
16	28 M. REITERBERGER	BMW S1000 RR	1'25.000
17	21 M. RINALDI	Ducati Panigale V4 R	1'25.501
18	23 R. KIYONARI	Honda CBR1000RR	1'25.922
19	52 A. DELBIANCO	Honda CBR1000RR	1'26.251

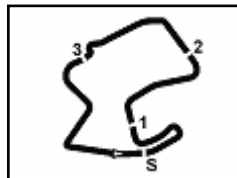
SPEED			
1	19 A. BAUTISTA	Ducati Panigale V4 R	261,4
2	7 C. DAVIES	Ducati Panigale V4 R	259,5
3	50 E. LAVERTY	Ducati Panigale V4 R	255,2
4	1 J. REA	Kawasaki ZX-10RR	254,0
5	91 L. HASLAM	Kawasaki ZX-10RR	253,4
6	21 M. RINALDI	Ducati Panigale V4 R	253,4
7	60 M. VAN DER MARK	Yamaha YZF R1	252,8
8	66 T. SYKES	BMW S1000 RR	251,0
9	54 T. RAZGATLIOGLU	Kawasaki ZX-10RR	251,0
10	33 M. MELANDRI	Yamaha YZF R1	249,2
11	95 J. BEACH	Yamaha YZF R1	249,2
12	22 A. LOWES	Yamaha YZF R1	249,2
13	81 J. TORRES	Kawasaki ZX-10RR	247,5
14	76 L. BAZ	Yamaha YZF R1	247,5
15	11 S. CORTESE	Yamaha YZF R1	247,5
16	36 L. MERCADO	Kawasaki ZX-10RR	246,9
17	28 M. REITERBERGER	BMW S1000 RR	245,8
18	52 A. DELBIANCO	Honda CBR1000RR	241,4
19	23 R. KIYONARI	Honda CBR1000RR	239,2

SEG. 1			SEG. 2			SEG. 3			SEG. 4		
1	7 C. DAVIES	21.778	1	19 A. BAUTISTA	17.386	1	1 J. REA	19.081	1	7 C. DAVIES	24.876
2	19 A. BAUTISTA	21.850	2	7 C. DAVIES	17.388	2	7 C. DAVIES	19.175	2	19 A. BAUTISTA	24.944
3	1 J. REA	21.880	3	1 J. REA	17.390	3	66 T. SYKES	19.183	3	1 J. REA	24.959
4	54 T. RAZGATLIOGLU	21.966	4	22 A. LOWES	17.392	4	76 L. BAZ	19.216	4	66 T. SYKES	25.025
5	76 L. BAZ	21.998	5	66 T. SYKES	17.425	5	19 A. BAUTISTA	19.220	5	54 T. RAZGATLIOGLU	25.059
6	91 L. HASLAM	22.005	6	91 L. HASLAM	17.451	6	54 T. RAZGATLIOGLU	19.285	6	91 L. HASLAM	25.079
7	66 T. SYKES	22.007	7	76 L. BAZ	17.458	7	91 L. HASLAM	19.306	7	11 S. CORTESE	25.118
8	11 S. CORTESE	22.046	8	54 T. RAZGATLIOGLU	17.489	8	22 A. LOWES	19.314	8	81 J. TORRES	25.135
9	81 J. TORRES	22.049	9	11 S. CORTESE	17.533	9	36 L. MERCADO	19.340	9	76 L. BAZ	25.143
10	22 A. LOWES	22.082	10	81 J. TORRES	17.551	10	81 J. TORRES	19.342	10	28 M. REITERBERGER	25.156
11	33 M. MELANDRI	22.131	11	95 J. BEACH	17.552	11	60 M. VAN DER MARK	19.478	11	22 A. LOWES	25.164
12	50 E. LAVERTY	22.139	12	60 M. VAN DER MARK	17.560	12	33 M. MELANDRI	19.484	12	60 M. VAN DER MARK	25.177
13	60 M. VAN DER MARK	22.213	13	33 M. MELANDRI	17.578	13	50 E. LAVERTY	19.518	13	36 L. MERCADO	25.213
14	36 L. MERCADO	22.270	14	36 L. MERCADO	17.616	14	11 S. CORTESE	19.578	14	33 M. MELANDRI	25.220
15	95 J. BEACH	22.302	15	28 M. REITERBERGER	17.633	15	28 M. REITERBERGER	19.583	15	50 E. LAVERTY	25.224
16	21 M. RINALDI	22.341	16	50 E. LAVERTY	17.675	16	95 J. BEACH	19.693	16	95 J. BEACH	25.271
17	28 M. REITERBERGER	22.350	17	23 R. KIYONARI	17.695	17	52 A. DELBIANCO	19.796	17	21 M. RINALDI	25.406
18	52 A. DELBIANCO	22.616	18	21 M. RINALDI	17.737	18	21 M. RINALDI	19.823	18	23 R. KIYONARI	25.499
19	23 R. KIYONARI	22.622	19	52 A. DELBIANCO	17.853	19	23 R. KIYONARI	19.887	19	52 A. DELBIANCO	25.558

12/07/2019

These data/results cannot be reproduced, stored and/or transmitted in whole or in part by any manner of electronic, mechanical, photocopying, recording, broadcasting or otherwise now known or herein after developed without the previous express consent by the copyright owner, except for reproduction in daily press and regular printed publications on sale to the public within 60 days of the event related to those data/results and always provided that copyright symbol appears together as follows below.

© DORNA WSBK ORGANIZATION Srl 2019



WeatherTech Raceway 3.660 m

## GEICO U.S. Round, 12-14 July 2019 Ideal Times Free Practice 2nd Session

No.	Rider	Nat	Bike	Seg. 1	Seg. 2	Seg. 3	Seg. 4	Ideal Time		
				Diff. 1	Diff. 2	Diff. 3	Diff. 4	Best Lap	Pos.	Diff.
1	<b>7 C. DAVIES</b>	GBR	Ducati Panigale V4 R	<b>21.778</b> +0.151	17.388	19.175	<b>24.876</b> +0.019	<b>1'23.217</b> 1'23.387	1	0.170
2	<b>1 J. REA</b>	GBR	Kawasaki ZX-10RR	21.880 +0.109	17.390	<b>19.081</b>	24.959	<b>1'23.310</b> 1'23.419	2	0.109
3	<b>19 A. BAUTISTA</b>	ESP	Ducati Panigale V4 R	21.850 +0.115	<b>17.386</b> +0.034	19.220 +0.031	24.944 +0.070	<b>1'23.400</b> 1'23.650	3	0.250
4	<b>66 T. SYKES</b>	GBR	BMW S1000 RR	22.007 +0.041	17.425	19.183	25.025 +0.116	<b>1'23.640</b> 1'23.797	4	0.157
5	<b>54 T. RAZGATLIOGLU</b>	TUR	Kawasaki ZX-10RR	21.966	17.489 +0.017	19.285 +0.017	25.059 +0.110	<b>1'23.799</b> 1'23.943	7	0.144
6	<b>76 L. BAZ</b>	FRA	Yamaha YZF R1	21.998	17.458	19.216	25.143 +0.110	<b>1'23.815</b> 1'23.925	6	0.110
7	<b>91 L. HASLAM</b>	GBR	Kawasaki ZX-10RR	22.005	17.451 +0.011	19.306	25.079	<b>1'23.841</b> 1'23.852	5	0.011
8	<b>22 A. LOWES</b>	GBR	Yamaha YZF R1	22.082 +0.007	17.392 +0.099	19.314 +0.086	25.164 +0.068	<b>1'23.952</b> 1'24.212	8	0.260
9	<b>81 J. TORRES</b>	ESP	Kawasaki ZX-10RR	22.049	17.551 +0.076	19.342 +0.064	25.135 +0.122	<b>1'24.077</b> 1'24.339	9	0.262
10	<b>11 S. CORTESE</b>	GER	Yamaha YZF R1	22.046	17.533 +0.008	19.578 +0.122	25.118	<b>1'24.275</b> 1'24.405	10	0.130
11	<b>33 M. MELANDRI</b>	ITA	Yamaha YZF R1	22.131	17.578 +0.010	19.484 +0.063	25.220 +0.078	<b>1'24.413</b> 1'24.564	11	0.151
12	<b>60 M. VAN DER MARK</b>	NED	Yamaha YZF R1	22.213 +0.025	17.560 +0.093	19.478 +0.118	25.177 +0.006	<b>1'24.428</b> 1'24.670	12	0.242
13	<b>36 L. MERCADO</b>	ARG	Kawasaki ZX-10RR	22.270 +0.142	17.616 +0.006	19.340 +0.144	25.213	<b>1'24.439</b> 1'24.731	13	0.292
14	<b>50 E. LAVERTY</b>	IRL	Ducati Panigale V4 R	22.139 +0.341	17.675 +0.042	19.518	25.224	<b>1'24.556</b> 1'24.939	14	0.383
15	<b>28 M. REITERBERGER</b>	GER	BMW S1000 RR	22.350	17.633	19.583 +0.153	25.156 +0.125	<b>1'24.722</b> 1'25.000	16	0.278
16	<b>95 J. BEACH</b>	USA	Yamaha YZF R1	22.302	17.552 +0.135	19.693 +0.020	25.271	<b>1'24.818</b> 1'24.973	15	0.155
17	<b>21 M. RINALDI</b>	ITA	Ducati Panigale V4 R	22.341	17.737 +0.108	19.823 +0.086	25.406	<b>1'25.307</b> 1'25.501	17	0.194
18	<b>23 R. KIYONARI</b>	JPN	Honda CBR1000RR	22.622 +0.161	17.695 +0.026	19.887	25.499 +0.032	<b>1'25.703</b> 1'25.922	18	0.219
19	<b>52 A. DELBIANCO</b>	ITA	Honda CBR1000RR	22.616 +0.040	17.853 +0.186	19.796	25.558 +0.202	<b>1'25.823</b> 1'26.251	19	0.428
<b>Overall Ideal Time</b>				<b>21.778</b>	<b>17.386</b>	<b>19.081</b>	<b>24.876</b>	<b>1'23.121</b>		

12/07/2019

These data/results cannot be reproduced, stored and/or transmitted in whole or in part by any manner of electronic, mechanical, photocopying, recording, broadcasting or otherwise now known or herein after developed without the previous express consent by the copyright owner, except for reproduction in daily press and regular printed publications on sale to the public within 60 days of the event related to those data/results and always provided that copyright symbol appears together as follows below.

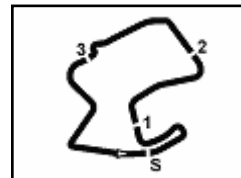
© DORNA WSBK ORGANIZATION Srl 2019

**PIRELLI PERUGIA TIMING**


Official Tyre Supplier



Official Timekeeper



WeatherTech Raceway 3.660 m

**1 / 5**

1° 7 C. DAVIES (1'23.387)								4° 66 T. SYKES (1'23.797)							
Lap	Seg.1	Seg.2	Seg.3	Seg.4	Lap Time	km/h	Local Time	Lap	Seg.1	Seg.2	Seg.3	Seg.4	Lap Time	km/h	Local Time
1							15:00'54.169	1							15:01'07.236
2	40.708	18.891	20.341	25.936	1'45.876P		15:02'40.045	2	42.306	19.179	20.657	25.723	1'47.865P		15:02'55.101
3	22.384	17.867	19.465	25.214	1'24.930	252,2	15:04'04.975	3	22.243	18.026	20.076	25.829	1'26.174	245,2	15:04'21.275
4	22.244	17.685	19.527	25.354	1'24.810	254,0	15:05'29.785	4	22.271	17.748	20.191	25.516	1'25.726	246,9	15:05'47.001
5	22.188	21.070	20.923	26.366	1'30.547	254,6	15:07'00.332	5	22.310	17.635	19.627	25.195	1'24.767	244,7	15:07'11.768
6	21.951	17.451	19.293	25.141	1'23.836	256,4	15:08'24.168	6	22.161	17.577	19.474	25.159	1'24.371		15:08'36.139
7	22.121	18.290	19.945	28.520	1'28.876	253,4	15:09'53.044	7	22.021	17.530	19.481	25.169	1'24.201	247,5	15:10'00.340
8	22.048	17.628	19.484	25.157	1'24.317	255,8	15:11'17.361	8	22.159	17.940	20.043	4'55.785	5'55.927P	247,5	15:15'56.267
9	22.110	17.543	19.581	25.214	1'24.448	254,6	15:12'41.809	9	41.552	18.237	19.946	25.410	1'45.145P		15:17'41.412
10	22.091	17.651	19.400	25.202	1'24.344	253,4	15:14'06.153	10	22.132	17.515	19.434	25.075	1'24.156	247,5	15:19'05.568
11	23.850	19.209	20.488	7'11.747	8'15.294P	245,2	15:22'21.447	11	22.048	17.425	19.183	25.141	1'23.797	246,9	15:20'29.365
12	40.229	18.115	19.945	25.880	1'44.169P		15:24'05.616	12	22.638	17.731	20.021	25.319	1'25.709	247,5	15:21'55.074
13	22.237	17.722	19.473	25.214	1'24.646	254,6	15:25'30.262	13	22.190	17.594	20.622	9'20.588	10'20.994P	248,7	15:32'16.068
14	22.180	17.573	19.644	25.390	1'24.787	253,4	15:26'55.049	14	41.161	18.103	19.881	26.064	1'45.209P		15:34'01.277
15	22.244	17.646	19.539	25.315	1'24.744	254,0	15:28'19.793	15	22.218	18.180	19.806	25.653	1'25.857	246,4	15:35'27.134
16	22.157	17.657	19.525	25.282	1'24.621	253,4	15:29'44.414	16	22.007	17.566	19.403	25.025	1'24.001	250,4	15:36'51.135
17	24.769	18.492	20.822	26.752	1'30.835	255,2	15:31'15.249	17	22.216	17.918	19.775	25.298	1'25.207	249,8	15:38'16.342
18	22.189	17.597	19.328	25.213	1'24.327	255,8	15:32'39.576	18	22.126	17.522	19.426	25.172	1'24.246	246,9	15:39'40.588
19	22.111	17.859	20.623	5'08.897	6'09.490P	255,2	15:38'49.066	19	22.016	17.477	19.381	25.256	1'24.130	251,0	15:41'04.718
20	40.577	18.501	20.880	25.581	1'45.539P		15:40'34.605	20	22.098	17.653	20.155	26.279	1'26.185	250,4	15:42'30.903
21	22.281	17.644	19.359	25.172	1'24.456	255,2	15:41'59.061	21	22.240	17.501	19.452	25.198	1'24.391	250,4	15:43'55.294
22	21.949	17.478	19.434	24.876	1'23.737	255,8	15:43'22.798	22	22.113	17.602	19.365	25.706	1'24.786	245,2	15:45'20.080
23	21.851	17.463	19.354	25.100	1'23.768	255,8	15:44'46.566								
24	21.778	17.404	19.220	25.053	1'23.455	255,2	15:46'10.021	5° 91 L. HASLAM (1'23.852)							
25	23.816	19.200	20.693	28.908	1'32.617	257,6	15:47'42.638	Lap	Seg.1	Seg.2	Seg.3	Seg.4	Lap Time	km/h	Local Time
26	21.929	17.388	19.175	24.895	1'23.387	257,0	15:49'06.025	1							15:00'56.970
27	21.821	17.539	19.451	25.171	1'23.982	259,5	15:50'30.007	2	41.842	18.795	20.205	25.916	1'46.758P		15:02'43.728
								3	22.279	17.618	19.460	25.233	1'24.590	251,0	15:04'08.318
								4	22.005	17.462	19.306	25.079	1'23.852	251,6	15:05'32.170
								5	22.196	17.987	19.934	29.530	1'29.647	252,8	15:07'01.817
								6	22.447	17.681	19.652	25.376	1'25.156	251,6	15:08'26.973
								7	22.202	17.500	19.457	25.228	1'24.387	252,8	15:09'51.360
								8	25.289	18.844	20.006	6'56.833	8'00.972P	248,7	15:17'52.332
								9	39.701	18.422	19.970	25.843	1'43.936P		15:19'36.268
								10	22.266	17.591	19.758	25.448	1'25.063	252,2	15:21'01.331
								11	23.365	17.870	20.048	25.917	1'27.200	250,4	15:22'28.531

12/07/2019 P = Pits In/Out - C = Lap Time Cancelled

These data/results cannot be reproduced, stored and/or transmitted in whole or in part by any manner of electronic, mechanical, photocopying, recording, broadcasting or otherwise now known or herein after developed without the previous express consent by the copyright owner, except for reproduction in daily press and regular printed publications on sale to the public within 60 days of the event related to those data/results and always provided that copyright symbol appears together as follows below.

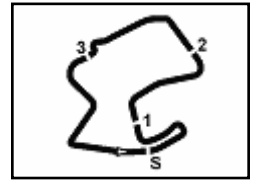
© DORNA WSBK ORGANIZATION Srl 2019











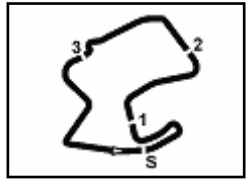
17	39.885	18.322	19.983	25.718	1'43.908P		15:42'33.408
18	22.684	17.905	20.087	25.587	1'26.263	231,4	15:43'59.671
19	22.635	<b>17.853</b>	20.176	25.992	1'26.656	230,4	15:45'26.327
20	22.858	17.969	19.931	25.730	1'26.488	231,4	15:46'52.815
21	25.131	18.571	19.948	26.011	1'29.661	236,5	15:48'22.476
22	22.910	17.893	22.756	28.242	1'31.801	230,4	15:49'54.277
23	<b>22.616</b>	17.914	20.075	25.717	1'26.322	<b>241,4</b>	15:51'20.599

12/07/2019 P = Pits In/Out - C = Lap Time Cancelled

These data/results cannot be reproduced, stored and/or transmitted in whole or in part by any manner of electronic, mechanical, photocopying, recording, broadcasting or otherwise now known or herein after developed without the previous express consent by the copyright owner, except for reproduction in daily press and regular printed publications on sale to the public within 60 days of the event related to those data/results and always provided that copyright symbol appears together as follows below.

© DORNA WSBK ORGANIZATION Srl 2019

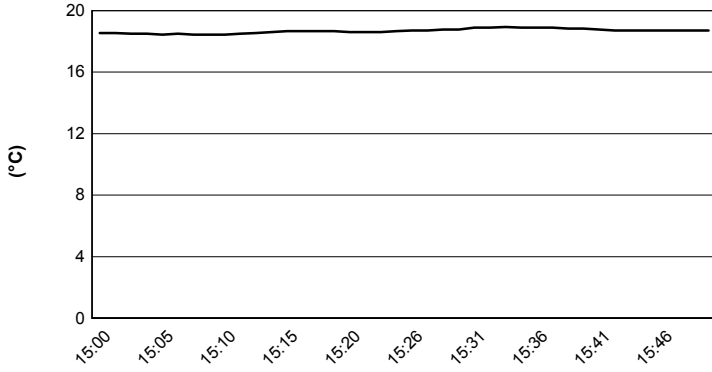




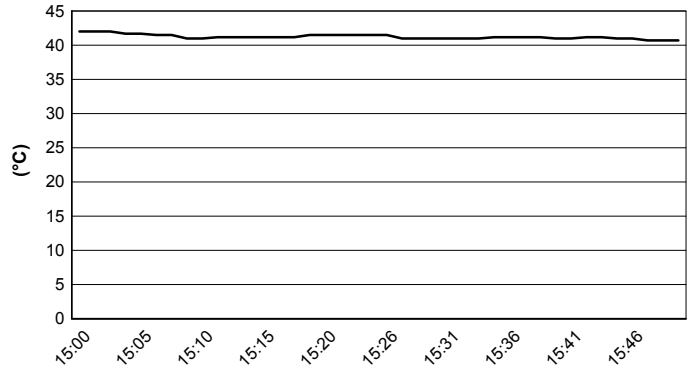
**GEICO U.S. Round, 12-14 July 2019**  
**Weather Report Free Practice 2nd Session**  
Session started 15:00 - Session ended 15:51

WeatherTech Raceway 3.660 m

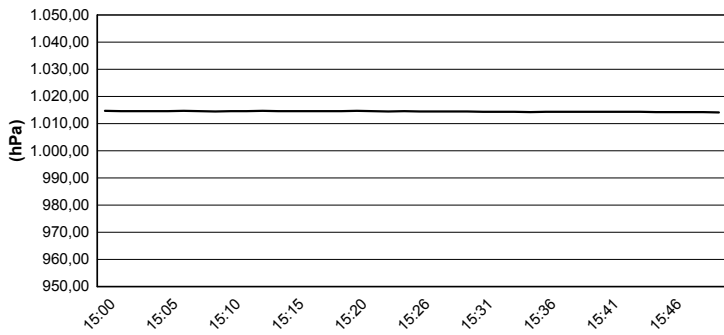
### Air Temperature



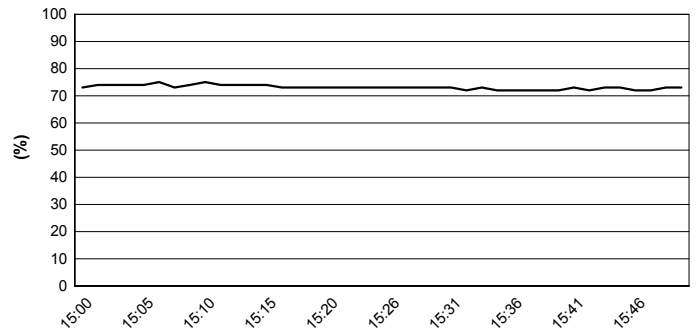
### Track Temperature



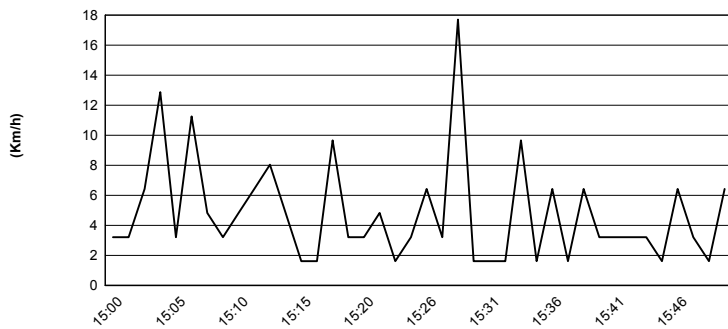
### Air Pressure



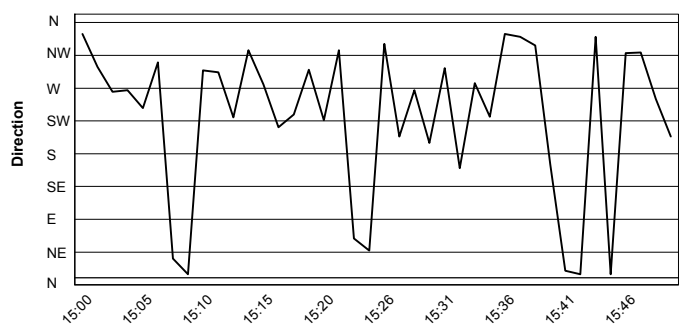
### Humidity



### Wind Speed



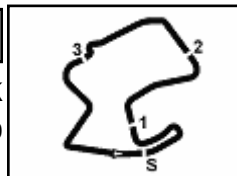
### Wind Direction



12/07/2019

These data/results cannot be reproduced, stored and/or transmitted in whole or in part by any manner of electronic, mechanical, photocopying, recording, broadcasting or otherwise now known or herein after developed without the previous express consent by the copyright owner, except for reproduction in daily press and regular printed publications on sale to the public within 60 days of the event related to those data/results and always provided that copyright symbol appears together as follows below.

© DORNA WSBK ORGANIZATION Srl 2019



## GEICO U.S. Round, 12-14 July 2019

### Best Laps & Speeds

WeatherTech Raceway 3.660 m

No.	Rider Bike	Nat	Best Lap		FP1		FP2							
			LL	SPD	LL	SPD	LL	SPD						
1	7 C. DAVIES Ducati Panigale V4 R	GBR	1'23.387	48 259,5	1'24.300	22 256,4	1'23.387	26 259,5						
2	1 J. REA Kawasaki ZX-10RR	GBR	1'23.419	45 253,9	1'23.440	21 252,1	1'23.419	24 253,9						
3	19 A. BAUTISTA Ducati Panigale V4 R	ESP	1'23.650	49 261,4	1'24.470	23 260,7	1'23.650	26 261,4						
4	66 T. SYKES BMW S1000 RR	GBR	1'23.797	41 250,9	1'23.986	20 250,4	1'23.797	21 250,9						
5	91 L. HASLAM Kawasaki ZX-10RR	GBR	1'23.852	47 253,3	1'24.625	24 251,5	1'23.852	23 253,3						
6	76 L. BAZ Yamaha YZF R1	FRA	1'23.925	45 248,0	1'24.588	24 248,0	1'23.925	21 247,5						
7	54 T. RAZGATLIOGLU Kawasaki ZX-10RR	TUR	1'23.943	51 250,9	1'24.187	27 250,4	1'23.943	24 250,9						
8	22 A. LOWES Yamaha YZF R1	GBR	1'24.212	37 249,2	1'24.231	15 249,2	1'24.212	22 249,2						
9	60 M. VAN DER MARK Yamaha YZF R1	NED	1'24.247	43 252,7	1'24.247	21 250,4	1'24.670	22 252,7						
10	81 J. TORRES Kawasaki ZX-10RR	ESP	1'24.339	44 248,0	1'24.745	23 248,0	1'24.339	21 247,5						
11	11 S. CORTESE Yamaha YZF R1	GER	1'24.405	46 247,5	1'25.098	23 242,4	1'24.405	23 247,5						
12	33 M. MELANDRI Yamaha YZF R1	ITA	1'24.564	43 249,2	1'24.614	21 248,6	1'24.564	22 249,2						
13	36 L. MERCADO Kawasaki ZX-10RR	ARG	1'24.731	51 248,6	1'24.921	24 248,6	1'24.731	27 246,9						
14	50 E. LAVERTY Ducati Panigale V4 R	IRL	1'24.939	36 255,1	1'25.158	18 250,4	1'24.939	18 255,1						
15	95 J. BEACH Yamaha YZF R1	USA	1'24.973	49 249,2	1'26.094	22 248,0	1'24.973	27 249,2						
16	28 M. REITERBERGER BMW S1000 RR	GER	1'25.000	48 245,7	1'26.114	26 237,6	1'25.000	22 245,7						
17	21 M. RINALDI Ducati Panigale V4 R	ITA	1'25.501	45 253,3	1'26.094	22 250,4	1'25.501	23 253,3						
18	23 R. KIYONARI Honda CBR1000RR	JPN	1'25.858	47 240,8	1'25.858	25 240,8	1'25.922	22 239,2						
19	52 A. DELBIANCO Honda CBR1000RR	ITA	1'25.983	45 241,3	1'25.983	23 237,0	1'26.251	22 241,3						

12/07/2019

These data/results cannot be reproduced, stored and/or transmitted in whole or in part by any manner of electronic, mechanical, photocopying, recording, broadcasting or otherwise now known or herein after developed without the previous express consent by the copyright owner, except for reproduction in daily press and regular printed publications on sale to the public within 60 days of the event related to those data/results and always provided that copyright symbol appears together as follows below.

© DORNA WSBK ORGANIZATION Srl 2019

FIAT PERUGIA TIMING



Official Tyre Supplier



Official Timekeeper