

GEICO U.S. Round, 12-14 July 2019

Free Practices Combined Results

WeatherTech Raceway 3.660 m

No.	Rider	Nat	Team	Bike	Class	FP1	FP2	FP3	Time	Gap	Rel.	Avg	LL
1	1 J. REA	GBR	Kawasaki Racing Team WorldSBK	Kawasaki ZX-10RR		1'23.440	1'23.419	1'23.089	1'23.089			158,577	57
2	7 C. DAVIES	GBR	ARUBA.IT Racing - Ducati	Ducati Panigale V4 R		1'24.300	1'23.387	1'23.460	1'23.387	0.298	0.298	158,010	59
3	19 A. BAUTISTA	ESP	ARUBA.IT Racing - Ducati	Ducati Panigale V4 R		1'24.470	1'23.650	1'23.478	1'23.478	0.389	0.091	157,838	57
4	54 T. RAZGATLIOGLU	TUR	Turkish Puccetti Racing	Kawasaki ZX-10RR	IND	1'24.187	1'23.943	1'23.503	1'23.503	0.414	0.025	157,791	59
5	22 A. LOWES	GBR	Pata Yamaha WorldSBK Team	Yamaha YZF R1		1'24.231	1'24.212	1'23.620	1'23.620	0.531	0.117	157,570	51
6	91 L. HASLAM	GBR	Kawasaki Racing Team WorldSBK	Kawasaki ZX-10RR		1'24.625	1'23.852	1'23.714	1'23.714	0.625	0.094	157,393	58
7	81 J. TORRES	ESP	Team Pedercini Racing	Kawasaki ZX-10RR	IND	1'24.745	1'24.339	1'23.780	1'23.780	0.691	0.066	157,269	58
8	66 T. SYKES	GBR	BMW Motorrad WorldSBK Team	BMW S1000 RR		1'23.986	1'23.797	1'23.966	1'23.797	0.708	0.017	157,237	50
9	76 L. BAZ	FRA	Ten Kate Racing - Yamaha	Yamaha YZF R1	IND	1'24.588	1'23.925	1'23.921	1'23.921	0.832	0.124	157,005	57
10	36 L. MERCADO	ARG	Orelac Racing VerdNatura	Kawasaki ZX-10RR	IND	1'24.921	1'24.731	1'24.188	1'24.188	1.099	0.267	156,507	64
11	60 M. VAN DER MARK	NED	Pata Yamaha WorldSBK Team	Yamaha YZF R1		1'24.247	1'24.670	1'24.415	1'24.247	1.158	0.059	156,397	54
12	11 S. CORTESE	GER	GRT Yamaha WorldSBK	Yamaha YZF R1	IND	1'25.098	1'24.405	1'24.301	1'24.301	1.212	0.054	156,297	56
13	28 M. REITERBERGER	GER	BMW Motorrad WorldSBK Team	BMW S1000 RR		1'26.114	1'25.000	1'24.398	1'24.398	1.309	0.097	156,117	62
14	33 M. MELANDRI	ITA	GRT Yamaha WorldSBK	Yamaha YZF R1	IND	1'24.614	1'24.564	1'24.399	1'24.399	1.310	0.001	156,116	57
15	50 E. LAVERTY	IRL	Team Gooleven	Ducati Panigale V4 R	IND	1'25.158	1'24.939	1'24.733	1'24.733	1.644	0.334	155,500	46
16	95 J. BEACH	USA	Attack Performance Estenson Yamaha	Yamaha YZF R1	IND	1'26.094	1'24.973	1'24.792	1'24.792	1.703	0.059	155,392	60
17	21 M. RINALDI	ITA	BARNI Racing Team	Ducati Panigale V4 R	IND	1'26.094	1'25.501	1'24.901	1'24.901	1.812	0.109	155,193	56
18	52 A. DELBIANCO	ITA	Althea Mie Racing Team	Honda CBR1000RR	IND	1'25.983	1'26.251	1'25.140	1'25.140	2.051	0.239	154,757	57
19	23 R. KIYONARI	JPN	Moriwaki Althea Honda Team	Honda CBR1000RR		1'25.858	1'25.922	1'26.263	1'25.858	2.769	0.718	153,463	61

13/07/2019

These data/results cannot be reproduced, stored and/or transmitted in whole or in part by any manner of electronic, mechanical, photocopying, recording, broadcasting or otherwise now known or herein after developed without the previous express consent by the copyright owner, except for reproduction in daily press and regular printed publications on sale to the public within 60 days of the event related to those data/results and always provided that copyright symbol appears together as follows below.

© DORNA WSBK ORGANIZATION Srl 2019

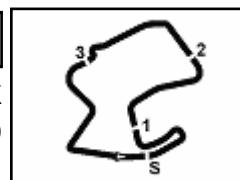
PIRELLI PERUGIA TIMING



Official Tyre Supplier



Official Timekeeper



GEICO U.S. Round, 12-14 July 2019

Results Free Practice 3rd Session

WeatherTech Raceway 3.660 m

1 / 2

No.	Rider	Nat	Team	Bike	Class	Time	Gap	Rel.	Laps	Speed	
										Avg	Max
1	1 J. REA	GBR	Kawasaki Racing Team WorldSBK	Kawasaki ZX-10RR		1'23.089			12	158,577	252,2
2	7 C. DAVIES	GBR	ARUBA.IT Racing - Ducati	Ducati Panigale V4 R		1'23.460	0.371	0.371	11	157,872	257,0
3	19 A. BAUTISTA	ESP	ARUBA.IT Racing - Ducati	Ducati Panigale V4 R		1'23.478	0.389	0.018	8	157,838	262,1
4	54 T. RAZGATLIOGLU	TUR	Turkish Puccetti Racing	Kawasaki ZX-10RR	IND	1'23.503	0.414	0.025	8	157,791	250,4
5	22 A. LOWES	GBR	Pata Yamaha WorldSBK Team	Yamaha YZF R1		1'23.620	0.531	0.117	14	157,570	251,0
6	91 L. HASLAM	GBR	Kawasaki Racing Team WorldSBK	Kawasaki ZX-10RR		1'23.714	0.625	0.094	11	157,393	252,2
7	81 J. TORRES	ESP	Team Pedercini Racing	Kawasaki ZX-10RR	IND	1'23.780	0.691	0.066	14	157,269	249,2
8	76 L. BAZ	FRA	Ten Kate Racing - Yamaha	Yamaha YZF R1	IND	1'23.921	0.832	0.141	12	157,005	246,4
9	66 T. SYKES	GBR	BMW Motorrad WorldSBK Team	BMW S1000 RR		1'23.966	0.877	0.045	9	156,921	248,1
10	36 L. MERCADO	ARG	Orelac Racing VerdNatura	Kawasaki ZX-10RR	IND	1'24.188	1.099	0.222	13	156,507	248,7
11	11 S. CORTESE	GER	GRT Yamaha WorldSBK	Yamaha YZF R1	IND	1'24.301	1.212	0.113	10	156,297	251,0
12	28 M. REITERBERGER	GER	BMW Motorrad WorldSBK Team	BMW S1000 RR		1'24.398	1.309	0.097	14	156,117	245,8
13	33 M. MELANDRI	ITA	GRT Yamaha WorldSBK	Yamaha YZF R1	IND	1'24.399	1.310	0.001	14	156,116	246,9
14	60 M. VAN DER MARK	NED	Pata Yamaha WorldSBK Team	Yamaha YZF R1		1'24.415	1.326	0.016	11	156,086	248,7
15	50 E. LAVERTY	IRL	Team GoEleven	Ducati Panigale V4 R	IND	1'24.733	1.644	0.318	10	155,500	251,6
16	95 J. BEACH	USA	Attack Performance Estenson Yamaha	Yamaha YZF R1	IND	1'24.792	1.703	0.059	11	155,392	248,1
17	21 M. RINALDI	ITA	BARNI Racing Team	Ducati Panigale V4 R	IND	1'24.901	1.812	0.109	11	155,193	258,3
18	52 A. DELBIANCO	ITA	Althea Mie Racing Team	Honda CBR1000RR	IND	1'25.140	2.051	0.239	12	154,757	243,0
19	23 R. KIYONARI	JPN	Moriwaki Althea Honda Team	Honda CBR1000RR		1'26.263	3.174	1.123	14	152,742	238,7

Qualifying Lap Time (107% of 1'23.089): 1'28.906

AIR	Humidity:	96%	Temp:	13°C
TRACK	Condition:	Dry	Temp:	24°C

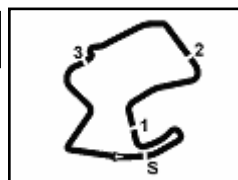
Records	Pole	(SP2)	2014	T.Sykes	1'21.811	161,050	Km/h
	Race	(RC1)	2018	C.Davies	1'23.041	158,670	Km/h
	All Times	(SP2)	2014	T.Sykes	1'21.811	161,050	Km/h

Start 13/07/2019 09:00 End 09:21 The results are provisional until the end of the time limit for protests and appeals and the completion of the technical checks.

These data/results cannot be reproduced, stored and/or transmitted in whole or in part by any manner of electronic, mechanical, photocopying, recording, broadcasting or otherwise now known or herein after developed without the previous express consent by the copyright owner, except for reproduction in daily press and regular printed publications on sale to the public within 60 days of the event related to those data/results and always provided that copyright symbol appears together as follows below.

© DORNA WSBK ORGANIZATION Srl 2019




GEICO U.S. Round, 12-14 July 2019
Results Free Practice 3rd Session
Session Highlights

Local Time	No. Rider	Description
09.00.00		Start
09.00.08		WorldSBK Pit Intervention Time: 1min 19secs
09.04.28	54 T. RAZGATLIOGLU	Crashed - Turn 8
09.05.09	54 T. RAZGATLIOGLU	Re-joined
09.17.59	33 M. MELANDRI	On Asphalt - Re-Joined - Turn 8
09.21.53		End Of Session

Fastest Laps Sequence

No.	Rider	Nat	Team	Bike	Local Time	Time	Gap	Avg
76	L. BAZ	FRA	Ten Kate Racing - Yamaha	Yamaha YZF R1	09:03'15.388	1'26.160		152,925
60	M. VAN DER MARK	NED	Pata Yamaha WorldSBK Team	Yamaha YZF R1	09:03'41.962	1'26.155	-0.005	152,934
81	J. TORRES	ESP	Team Pedercini Racing	Kawasaki ZX-10RR	09:03'48.074	1'25.129	-1.026	154,777
22	A. LOWES	GBR	Pata Yamaha WorldSBK Team	Yamaha YZF R1	09:03'50.610	1'24.230	-0.899	156,429
22	A. LOWES	GBR	Pata Yamaha WorldSBK Team	Yamaha YZF R1	09:06'39.423	1'24.112	-0.118	156,648
1	J. REA	GBR	Kawasaki Racing Team WorldSBK	Kawasaki ZX-10RR	09:08'39.593	1'24.068	-0.044	156,730
1	J. REA	GBR	Kawasaki Racing Team WorldSBK	Kawasaki ZX-10RR	09:10'03.029	1'23.436	-0.632	157,917
1	J. REA	GBR	Kawasaki Racing Team WorldSBK	Kawasaki ZX-10RR	09:11'26.339	1'23.310	-0.126	158,156
1	J. REA	GBR	Kawasaki Racing Team WorldSBK	Kawasaki ZX-10RR	09:12'49.536	1'23.197	-0.113	158,371
1	J. REA	GBR	Kawasaki Racing Team WorldSBK	Kawasaki ZX-10RR	09:14'12.625	1'23.089	-0.108	158,577

Start End The results are provisional until the end of the time limit for protests and appeals
 13/07/2019 09:00 09:21 and the completion of the technical checks.

These data/results cannot be reproduced, stored and/or transmitted in whole or in part by any manner of electronic, mechanical, photocopying, recording, broadcasting or otherwise now known or herein after developed without the previous express consent by the copyright owner, except for reproduction in daily press and regular printed publications on sale to the public within 60 days of the event related to those data/results and always provided that copyright symbol appears together as follows below.

© DORNA WSBK ORGANIZATION Srl 2019



GEICO U.S. Round, 12-14 July 2019 Best Sectors & Speed Free Practice 3rd Session

BEST LAP			
1	1 J. REA	Kawasaki ZX-10RR	1'23.089
2	7 C. DAVIES	Ducati Panigale V4 R	1'23.460
3	19 A. BAUTISTA	Ducati Panigale V4 R	1'23.478
4	54 T. RAZGATLIOGLU	Kawasaki ZX-10RR	1'23.503
5	22 A. LOWES	Yamaha YZF R1	1'23.620
6	91 L. HASLAM	Kawasaki ZX-10RR	1'23.714
7	81 J. TORRES	Kawasaki ZX-10RR	1'23.780
8	76 L. BAZ	Yamaha YZF R1	1'23.921
9	66 T. SYKES	BMW S1000 RR	1'23.966
10	36 L. MERCADO	Kawasaki ZX-10RR	1'24.188
11	11 S. CORTESE	Yamaha YZF R1	1'24.301
12	28 M. REITERBERGER	BMW S1000 RR	1'24.398
13	33 M. MELANDRI	Yamaha YZF R1	1'24.399
14	60 M. VAN DER MARK	Yamaha YZF R1	1'24.415
15	50 E. LAVERTY	Ducati Panigale V4 R	1'24.733
16	95 J. BEACH	Yamaha YZF R1	1'24.792
17	21 M. RINALDI	Ducati Panigale V4 R	1'24.901
18	52 A. DELBIANCO	Honda CBR1000RR	1'25.140
19	23 R. KIYONARI	Honda CBR1000RR	1'26.263

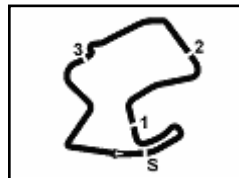
SPEED			
1	19 A. BAUTISTA	Ducati Panigale V4 R	262,1
2	21 M. RINALDI	Ducati Panigale V4 R	258,3
3	7 C. DAVIES	Ducati Panigale V4 R	257,0
4	91 L. HASLAM	Kawasaki ZX-10RR	252,2
5	1 J. REA	Kawasaki ZX-10RR	252,2
6	50 E. LAVERTY	Ducati Panigale V4 R	251,6
7	22 A. LOWES	Yamaha YZF R1	251,0
8	11 S. CORTESE	Yamaha YZF R1	251,0
9	54 T. RAZGATLIOGLU	Kawasaki ZX-10RR	250,4
10	81 J. TORRES	Kawasaki ZX-10RR	249,2
11	36 L. MERCADO	Kawasaki ZX-10RR	248,7
12	60 M. VAN DER MARK	Yamaha YZF R1	248,7
13	95 J. BEACH	Yamaha YZF R1	248,1
14	66 T. SYKES	BMW S1000 RR	248,1
15	33 M. MELANDRI	Yamaha YZF R1	246,9
16	76 L. BAZ	Yamaha YZF R1	246,4
17	28 M. REITERBERGER	BMW S1000 RR	245,8
18	52 A. DELBIANCO	Honda CBR1000RR	243,0
19	23 R. KIYONARI	Honda CBR1000RR	238,7

SEG. 1			SEG. 2			SEG. 3			SEG. 4		
1	1 J. REA	21.795	1	1 J. REA	17.284	1	1 J. REA	19.074	1	1 J. REA	24.806
2	7 C. DAVIES	21.818	2	22 A. LOWES	17.341	2	19 A. BAUTISTA	19.139	2	19 A. BAUTISTA	24.918
3	54 T. RAZGATLIOGLU	21.847	3	91 L. HASLAM	17.374	3	7 C. DAVIES	19.153	3	54 T. RAZGATLIOGLU	24.949
4	19 A. BAUTISTA	21.871	4	7 C. DAVIES	17.377	4	91 L. HASLAM	19.220	4	81 J. TORRES	24.999
5	22 A. LOWES	21.959	5	54 T. RAZGATLIOGLU	17.404	5	22 A. LOWES	19.229	5	22 A. LOWES	25.015
6	66 T. SYKES	21.968	6	19 A. BAUTISTA	17.410	6	54 T. RAZGATLIOGLU	19.252	6	91 L. HASLAM	25.034
7	81 J. TORRES	21.990	7	76 L. BAZ	17.452	7	81 J. TORRES	19.254	7	7 C. DAVIES	25.038
8	91 L. HASLAM	21.994	8	11 S. CORTESE	17.459	8	76 L. BAZ	19.262	8	11 S. CORTESE	25.069
9	76 L. BAZ	22.036	9	60 M. VAN DER MARK	17.461	9	66 T. SYKES	19.372	9	76 L. BAZ	25.073
10	11 S. CORTESE	22.094	10	36 L. MERCADO	17.494	10	36 L. MERCADO	19.384	10	66 T. SYKES	25.115
11	60 M. VAN DER MARK	22.128	11	81 J. TORRES	17.496	11	60 M. VAN DER MARK	19.430	11	36 L. MERCADO	25.132
12	33 M. MELANDRI	22.135	12	66 T. SYKES	17.511	12	33 M. MELANDRI	19.468	12	28 M. REITERBERGER	25.152
13	36 L. MERCADO	22.139	13	28 M. REITERBERGER	17.524	13	50 E. LAVERTY	19.551	13	60 M. VAN DER MARK	25.178
14	50 E. LAVERTY	22.140	14	33 M. MELANDRI	17.555	14	11 S. CORTESE	19.553	14	33 M. MELANDRI	25.238
15	28 M. REITERBERGER	22.145	15	95 J. BEACH	17.588	15	28 M. REITERBERGER	19.577	15	21 M. RINALDI	25.267
16	21 M. RINALDI	22.197	16	21 M. RINALDI	17.642	16	95 J. BEACH	19.585	16	50 E. LAVERTY	25.280
17	95 J. BEACH	22.235	17	52 A. DELBIANCO	17.655	17	52 A. DELBIANCO	19.607	17	95 J. BEACH	25.282
18	52 A. DELBIANCO	22.354	18	23 R. KIYONARI	17.743	18	21 M. RINALDI	19.668	18	52 A. DELBIANCO	25.302
19	23 R. KIYONARI	22.698	19	50 E. LAVERTY	17.743	19	23 R. KIYONARI	19.954	19	23 R. KIYONARI	25.640

13/07/2019

These data/results cannot be reproduced, stored and/or transmitted in whole or in part by any manner of electronic, mechanical, photocopying, recording, broadcasting or otherwise now known or herein after developed without the previous express consent by the copyright owner, except for reproduction in daily press and regular printed publications on sale to the public within 60 days of the event related to those data/results and always provided that copyright symbol appears together as follows below.

© DORNA WSBK ORGANIZATION Srl 2019



GEICO U.S. Round, 12-14 July 2019

Ideal Times Free Practice 3rd Session

WeatherTech Raceway 3.660 m

No.	Rider	Nat	Bike	Seg. 1	Seg. 2	Seg. 3	Seg. 4	Ideal Time		
				Diff. 1	Diff. 2	Diff. 3	Diff. 4	Best Lap	Pos.	Diff.
1	1 J. REA	GBR	Kawasaki ZX-10RR	21.795	17.284 +0.025	19.074 +0.063	24.806 +0.042	1'22.959 1'23.089	1	0.130
2	19 A. BAUTISTA	ESP	Ducati Panigale V4 R	21.871 +0.083	17.410	19.139	24.918 +0.057	1'23.338 1'23.478	3	0.140
3	7 C. DAVIES	GBR	Ducati Panigale V4 R	21.818 +0.009	17.377 +0.017	19.153	25.038 +0.048	1'23.386 1'23.460	2	0.074
4	54 T. RAZGATLIOGLU	TUR	Kawasaki ZX-10RR	21.847	17.404 +0.033	19.252 +0.018	24.949	1'23.452 1'23.503	4	0.051
5	22 A. LOWES	GBR	Yamaha YZF R1	21.959 +0.030	17.341 +0.046	19.229	25.015	1'23.544 1'23.620	5	0.076
6	91 L. HASLAM	GBR	Kawasaki ZX-10RR	21.994	17.374 +0.092	19.220	25.034	1'23.622 1'23.714	6	0.092
7	81 J. TORRES	ESP	Kawasaki ZX-10RR	21.990 +0.009	17.496 +0.032	19.254	24.999	1'23.739 1'23.780	7	0.041
8	76 L. BAZ	FRA	Yamaha YZF R1	22.036 +0.022	17.452 +0.052	19.262 +0.024	25.073	1'23.823 1'23.921	8	0.098
9	66 T. SYKES	GBR	BMW S1000 RR	21.968	17.511	19.372	25.115	1'23.966 1'23.966	9	
10	36 L. MERCADO	ARG	Kawasaki ZX-10RR	22.139	17.494	19.384 +0.039	25.132	1'24.149 1'24.188	10	0.039
11	11 S. CORTESE	GER	Yamaha YZF R1	22.094 +0.094	17.459	19.553 +0.027	25.069 +0.005	1'24.175 1'24.301	11	0.126
12	60 M. VAN DER MARK	NED	Yamaha YZF R1	22.128 +0.131	17.461 +0.007	19.430	25.178 +0.080	1'24.197 1'24.415	14	0.218
13	33 M. MELANDRI	ITA	Yamaha YZF R1	22.135	17.555	19.468	25.238 +0.003	1'24.396 1'24.399	13	0.003
14	28 M. REITERBERGER	GER	BMW S1000 RR	22.145	17.524	19.577	25.152	1'24.398 1'24.398	12	
15	95 J. BEACH	USA	Yamaha YZF R1	22.235 +0.005	17.588	19.585	25.282 +0.097	1'24.690 1'24.792	16	0.102
16	50 E. LAVERTY	IRL	Ducati Panigale V4 R	22.140	17.743 +0.017	19.551 +0.002	25.280	1'24.714 1'24.733	15	0.019
17	21 M. RINALDI	ITA	Ducati Panigale V4 R	22.197 +0.070	17.642	19.668	25.267 +0.057	1'24.774 1'24.901	17	0.127
18	52 A. DELBIANCO	ITA	Honda CBR1000RR	22.354 +0.007	17.655	19.607 +0.215	25.302	1'24.918 1'25.140	18	0.222
19	23 R. KIYONARI	JPN	Honda CBR1000RR	22.698 +0.058	17.743 +0.051	19.954 +0.118	25.640 +0.001	1'26.035 1'26.263	19	0.228
Overall Ideal Time				21.795	17.284	19.074	24.806	1'22.959		

13/07/2019

These data/results cannot be reproduced, stored and/or transmitted in whole or in part by any manner of electronic, mechanical, photocopying, recording, broadcasting or otherwise now known or herein after developed without the previous express consent by the copyright owner, except for reproduction in daily press and regular printed publications on sale to the public within 60 days of the event related to those data/results and always provided that copyright symbol appears together as follows below.

© DORNA WSBK ORGANIZATION Srl 2019

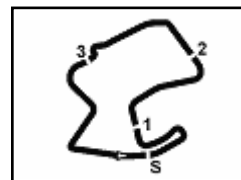
FICR PERUGIA TIMING



Official Tyre Supplier



Official Timekeeper



GEICO U.S. Round, 12-14 July 2019 Chronological Analysis Free Practice 3rd Session

3	23.016	18.103	20.245	25.945	1'27.309	246,9	9:08'04.119
4	23.561	18.186	20.064	25.660	1'27.471	236,0	9:09'31.590
5	22.400	17.873	19.720	25.410	1'25.403	254,6	9:10'56.993
6	22.238	17.726	19.821	25.267	1'25.052	258,3	9:12'22.045
7	22.396	18.061	20.581	25.649	1'26.687	255,2	9:13'48.732
8	22.267	17.642	19.668	25.324	1'24.901	254,6	9:15'13.633
9	22.361	17.681	20.310	30.393	1'30.745	255,2	9:16'44.378
10	22.197	17.783	19.955	25.392	1'25.327	252,2	9:18'09.705
11	22.258	17.723	19.887	25.306	1'25.174	252,8	9:19'34.879
12	22.395	17.816	19.801	25.517	1'25.529	248,1	9:21'00.408

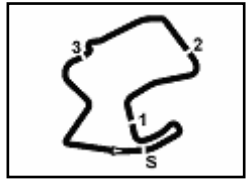
18° 52 A. DELBIANCO (1'25.140)							
Lap	Seg.1	Seg.2	Seg.3	Seg.4	Lap Time	km/h	Local Time
1							9:00'05.552
2	43.385	18.730	20.881	26.131	1'49.127P		9:01'54.679
3	22.740	17.906	20.171	25.573	1'26.390	231,9	9:03'21.069
4	22.552	17.719	19.710	25.506	1'25.487	240,8	9:04'46.556
5	22.429	17.662	19.607	25.501	1'25.199	241,9	9:06'11.755
6	22.361	17.655	19.822	25.302	1'25.140	241,4	9:07'36.895
7	22.487	17.854	21.643	35.575	1'37.559	239,7	9:09'14.454
8	22.818	17.751	20.055	25.597	1'26.221	236,0	9:10'40.675
9	26.645	17.817	20.504	3'10.479	4'15.445P	235,5	9:14'56.120
10	37.872	18.400	20.013	25.534	1'41.819P		9:16'37.939
11	22.415	17.700	19.980	25.541	1'25.636	239,2	9:18'03.575
12	22.354	17.729	19.825	25.482	1'25.390	243,0	9:19'28.965
13	22.475	17.896	19.973	25.981	1'26.325	237,1	9:20'55.290

19° 23 R. KIYONARI (1'26.263)							
Lap	Seg.1	Seg.2	Seg.3	Seg.4	Lap Time	km/h	Local Time
1							9:00'25.704
2	41.692	20.043	23.210	27.598	1'52.543P		9:02'18.247
3	23.579	18.306	20.589	26.294	1'28.768	229,4	9:03'47.015
4	22.955	17.982	20.365	29.629	1'30.931	235,5	9:05'17.946
5	23.464	18.159	20.436	26.149	1'28.208	226,0	9:06'46.154
6	23.105	18.003	21.373	26.186	1'28.667	227,5	9:08'14.821
7	23.061	17.913	20.158	25.760	1'26.892	233,5	9:09'41.713
8	22.973	17.868	20.144	25.708	1'26.693	235,5	9:11'08.406
9	22.788	17.743	20.233	25.640	1'26.404	234,0	9:12'34.810
10	22.846	17.925	20.205	25.863	1'26.839	232,9	9:14'01.649
11	22.756	17.794	20.072	25.641	1'26.263	231,4	9:15'27.912
12	22.698	17.921	19.954	25.776	1'26.349	238,7	9:16'54.261
13	26.295	22.515	20.621	26.183	1'35.614	236,0	9:18'29.875
14	22.905	17.932	20.141	26.206	1'27.184	232,9	9:19'57.059
15	23.522	18.539	20.318	26.002	1'28.381	231,4	9:21'25.440

13/07/2019 P = Pits In/Out - C = Lap Time Cancelled

These data/results cannot be reproduced, stored and/or transmitted in whole or in part by any manner of electronic, mechanical, photocopying, recording, broadcasting or otherwise now known or herein after developed without the previous express consent by the copyright owner, except for reproduction in daily press and regular printed publications on sale to the public within 60 days of the event related to those data/results and always provided that copyright symbol appears together as follows below.

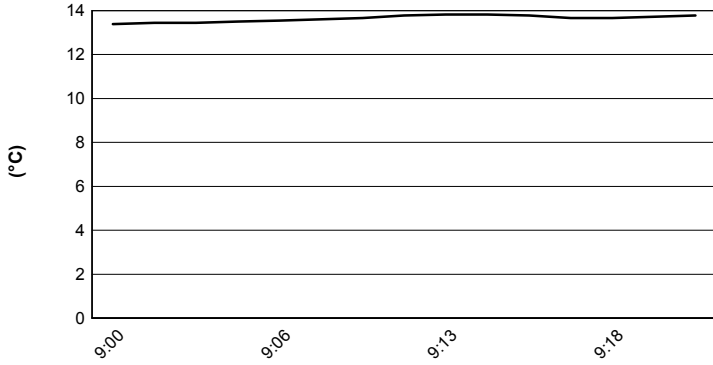
© DORNA WSBK ORGANIZATION Srl 2019



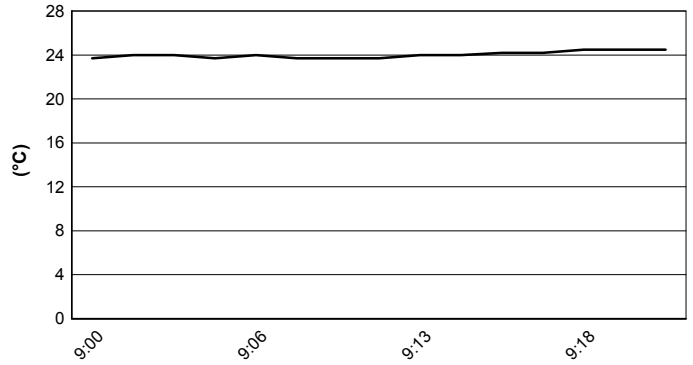
GEICO U.S. Round, 12-14 July 2019
Weather Report Free Practice 3rd Session
Session started 09:00 - Session ended 9:21

WeatherTech Raceway 3.660 m

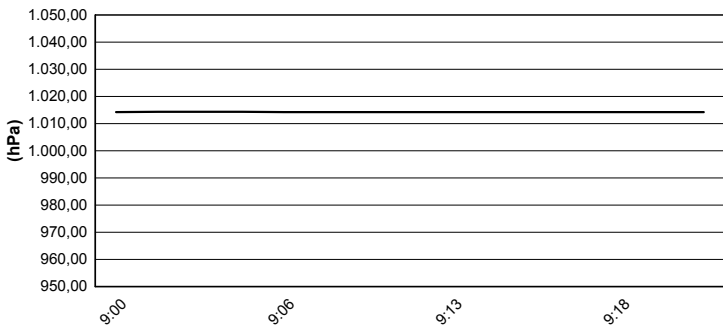
Air Temperature



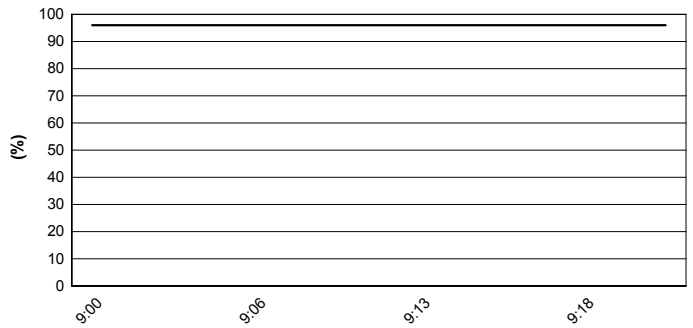
Track Temperature



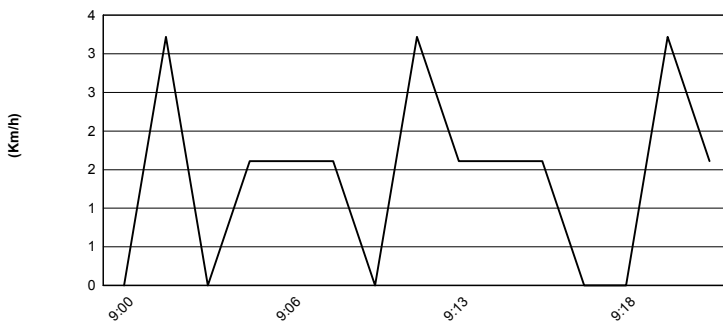
Air Pressure



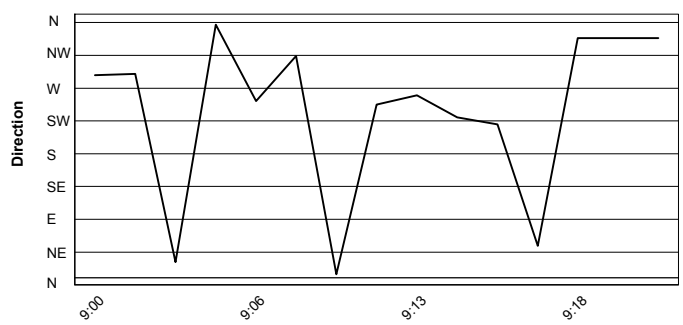
Humidity



Wind Speed



Wind Direction



13/07/2019

These data/results cannot be reproduced, stored and/or transmitted in whole or in part by any manner of electronic, mechanical, photocopying, recording, broadcasting or otherwise now known or herein after developed without the previous express consent by the copyright owner, except for reproduction in daily press and regular printed publications on sale to the public within 60 days of the event related to those data/results and always provided that copyright symbol appears together as follows below.

© DORNA WSBK ORGANIZATION Srl 2019