

GEICO U.S. Round, 12-14 July 2019

Results Tissot Superpole

WeatherTech Raceway 3.660 m

1 / 2

No.	Rider	Nat	Team	Bike	Class	Time	Gap	Rel.	Laps	Speed	
										Avg	Max
1	J. REA	GBR	Kawasaki Racing Team WorldSBK	Kawasaki ZX-10RR		1'21.876			13	160,926	253,4
2	C. DAVIES	GBR	ARUBA.IT Racing - Ducati	Ducati Panigale V4 R		1'21.885	0.009	0.009	14	160,909	257,6
3	A. BAUTISTA	ESP	ARUBA.IT Racing - Ducati	Ducati Panigale V4 R		1'22.048	0.172	0.163	15	160,589	264,7
4	T. SYKES	GBR	BMW Motorrad WorldSBK Team	BMW S1000 RR		1'22.444	0.568	0.396	12	159,818	252,2
5	L. HASLAM	GBR	Kawasaki Racing Team WorldSBK	Kawasaki ZX-10RR		1'22.449	0.573	0.005	12	159,808	254,6
6	J. TORRES	ESP	Team Pedercini Racing	Kawasaki ZX-10RR	IND	1'22.743	0.867	0.294	14	159,240	248,1
7	T. RAZGATLIOGLU	TUR	Turkish Puccetti Racing	Kawasaki ZX-10RR	IND	1'22.875	0.999	0.132	14	158,986	251,6
8	A. LOWES	GBR	Pata Yamaha WorldSBK Team	Yamaha YZF R1		1'23.076	1.200	0.201	12	158,602	251,0
9	L. BAZ	FRA	Ten Kate Racing - Yamaha	Yamaha YZF R1	IND	1'23.185	1.309	0.109	6	158,394	244,7
10	E. LAVERTY	IRL	Team Goeleven	Ducati Panigale V4 R	IND	1'23.232	1.356	0.047	11	158,304	257,6
11	M. REITERBERGER	GER	BMW Motorrad WorldSBK Team	BMW S1000 RR		1'23.454	1.578	0.222	15	157,883	250,4
12	L. MERCADO	ARG	Orelac Racing VerdNatura	Kawasaki ZX-10RR	IND	1'23.519	1.643	0.065	15	157,761	249,8
13	S. CORTESE	GER	GRT Yamaha WorldSBK	Yamaha YZF R1	IND	1'23.562	1.686	0.043	13	157,679	252,2
14	M. RINALDI	ITA	BARNI Racing Team	Ducati Panigale V4 R	IND	1'23.740	1.864	0.178	11	157,344	258,9
15	M. VAN DER MARK	NED	Pata Yamaha WorldSBK Team	Yamaha YZF R1		1'23.904	2.028	0.164	5	157,037	248,1
16	J. BEACH	USA	Attack Performance Estenson Yamaha	Yamaha YZF R1	IND	1'24.152	2.276	0.248	13	156,574	247,5
17	M. MELANDRI	ITA	GRT Yamaha WorldSBK	Yamaha YZF R1	IND	1'24.478	2.602	0.326	12	155,970	249,2
18	A. DELBIANCO	ITA	Althea Mie Racing Team	Honda CBR1000RR	IND	1'24.479	2.603	0.001	13	155,968	243,6
19	R. KIYONARI	JPN	Moriwaki Althea Honda Team	Honda CBR1000RR		1'24.701	2.825	0.222	15	155,559	240,3

AIR	Humidity:	69%	Temp:	20°C
TRACK	Condition:	Dry	Temp:	36°C

Records	Pole	(SP2)	2014	T.Sykes	1'21.811	161,050	Km/h
	Race	(RC1)	2018	C.Davies	1'23.041	158,670	Km/h
	All Times	(SP2)	2014	T.Sykes	1'21.811	161,050	Km/h

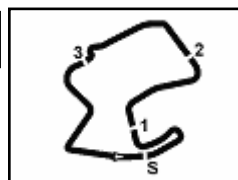
Start 13/07/2019 11:00
End 11:37

The results are provisional until the end of the time limit for protests and appeals and the completion of the technical checks.

These data/results cannot be reproduced, stored and/or transmitted in whole or in part by any manner of electronic, mechanical, photocopying, recording, broadcasting or otherwise now known or herein after developed without the previous express consent by the copyright owner, except for reproduction in daily press and regular printed publications on sale to the public within 60 days of the event related to those data/results and always provided that copyright symbol appears together as follows below.

© DORNA WSBK ORGANIZATION Srl 2019





GEICO U.S. Round, 12-14 July 2019

Results Tissot Superpole

WeatherTech Raceway 3.660 m

2 / 2

Session Highlights

Local Time	No. Rider	Description
11.00.00		Start
11.03.14	76 L. BAZ	Crashed - Turn 8
11.04.34	33 M. MELANDRI	On the Gravel - Re-Joined - Turn 8
11.04.54		RED FLAG
11.15.00		Session Restart
11.17.55	60 M. VAN DER MARK	Crashed - Turn 4
11.18.32	11 S. CORTESE	Current Lap Cancelled - Exceeded Track Limits - Turn 8
11.21.43	54 T. RAZGATLIOGLU	Lap Cancelled (1'23.657) - Exceeded Track Limits - Turn 11
11.32.45	91 L. HASLAM	On Asphalt - Re-Joined - Turn 2
11.37.10		End Of Session

Fastest Laps Sequence

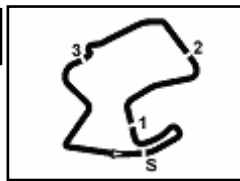
No.	Rider	Nat	Team	Bike	Local Time	Time	Gap	Avg
1	J. REA	GBR	Kawasaki Racing Team WorldSBK	Kawasaki ZX-10RR	11:03'08.352	1'23.080		158,594
54	T. RAZGATLIOGLU	TUR	Turkish Puccetti Racing	Kawasaki ZX-10RR	11:03'08.722	1'23.079	-0.001	158,596
19	A. BAUTISTA	ESP	ARUBA.IT Racing - Ducati	Ducati Panigale V4 R	11:18'18.241	1'23.046	-0.033	158,659
1	J. REA	GBR	Kawasaki Racing Team WorldSBK	Kawasaki ZX-10RR	11:20'33.257	1'22.964	-0.082	158,816
1	J. REA	GBR	Kawasaki Racing Team WorldSBK	Kawasaki ZX-10RR	11:30'08.720	1'21.876	-1.088	160,926

13/07/2019 Start End The results are provisional until the end of the time limit for protests and appeals and the completion of the technical checks.

These data/results cannot be reproduced, stored and/or transmitted in whole or in part by any manner of electronic, mechanical, photocopying, recording, broadcasting or otherwise now known or herein after developed without the previous express consent by the copyright owner, except for reproduction in daily press and regular printed publications on sale to the public within 60 days of the event related to those data/results and always provided that copyright symbol appears together as follows below.

© DORNA WSBK ORGANIZATION Srl 2019





GEICO U.S. Round, 12-14 July 2019 Best Sectors & Speed Tissot Superpole

WeatherTech Raceway 3.660 m

BEST LAP

1	1 J. REA	Kawasaki ZX-10RR	1'21.876
2	7 C. DAVIES	Ducati Panigale V4 R	1'21.885
3	19 A. BAUTISTA	Ducati Panigale V4 R	1'22.048
4	66 T. SYKES	BMW S1000 RR	1'22.444
5	91 L. HASLAM	Kawasaki ZX-10RR	1'22.449
6	81 J. TORRES	Kawasaki ZX-10RR	1'22.743
7	54 T. RAZGATLIOGLU	Kawasaki ZX-10RR	1'22.875
8	22 A. LOWES	Yamaha YZF R1	1'23.076
9	76 L. BAZ	Yamaha YZF R1	1'23.185
10	50 E. LAVERTY	Ducati Panigale V4 R	1'23.232
11	28 M. REITERBERGER	BMW S1000 RR	1'23.454
12	36 L. MERCADO	Kawasaki ZX-10RR	1'23.519
13	11 S. CORTESE	Yamaha YZF R1	1'23.562
14	21 M. RINALDI	Ducati Panigale V4 R	1'23.740
15	60 M. VAN DER MARK	Yamaha YZF R1	1'23.904
16	95 J. BEACH	Yamaha YZF R1	1'24.152
17	33 M. MELANDRI	Yamaha YZF R1	1'24.478
18	52 A. DELBIANCO	Honda CBR1000RR	1'24.479
19	23 R. KIYONARI	Honda CBR1000RR	1'24.701

SPEED

1	19 A. BAUTISTA	Ducati Panigale V4 R	264,7
2	21 M. RINALDI	Ducati Panigale V4 R	258,9
3	50 E. LAVERTY	Ducati Panigale V4 R	257,6
4	7 C. DAVIES	Ducati Panigale V4 R	257,6
5	91 L. HASLAM	Kawasaki ZX-10RR	254,6
6	1 J. REA	Kawasaki ZX-10RR	253,4
7	11 S. CORTESE	Yamaha YZF R1	252,2
8	66 T. SYKES	BMW S1000 RR	252,2
9	54 T. RAZGATLIOGLU	Kawasaki ZX-10RR	251,6
10	22 A. LOWES	Yamaha YZF R1	251,0
11	28 M. REITERBERGER	BMW S1000 RR	250,4
12	36 L. MERCADO	Kawasaki ZX-10RR	249,8
13	33 M. MELANDRI	Yamaha YZF R1	249,2
14	81 J. TORRES	Kawasaki ZX-10RR	248,1
15	60 M. VAN DER MARK	Yamaha YZF R1	248,1
16	95 J. BEACH	Yamaha YZF R1	247,5
17	76 L. BAZ	Yamaha YZF R1	244,7
18	52 A. DELBIANCO	Honda CBR1000RR	243,6
19	23 R. KIYONARI	Honda CBR1000RR	240,3

SEG. 1

1	1 J. REA	21.467
2	7 C. DAVIES	21.494
3	66 T. SYKES	21.535
4	19 A. BAUTISTA	21.536
5	91 L. HASLAM	21.605
6	54 T. RAZGATLIOGLU	21.689
7	11 S. CORTESE	21.699
8	81 J. TORRES	21.756
9	22 A. LOWES	21.773
10	76 L. BAZ	21.844
11	21 M. RINALDI	21.901
12	33 M. MELANDRI	21.914
13	28 M. REITERBERGER	21.930
14	36 L. MERCADO	21.941
15	50 E. LAVERTY	21.965
16	95 J. BEACH	22.054
17	60 M. VAN DER MARK	22.064
18	52 A. DELBIANCO	22.189
19	23 R. KIYONARI	22.280

SEG. 2

1	1 J. REA	17.033
2	19 A. BAUTISTA	17.080
3	7 C. DAVIES	17.106
4	54 T. RAZGATLIOGLU	17.166
5	11 S. CORTESE	17.205
6	91 L. HASLAM	17.213
7	81 J. TORRES	17.220
8	66 T. SYKES	17.236
9	22 A. LOWES	17.250
10	33 M. MELANDRI	17.264
11	76 L. BAZ	17.295
12	50 E. LAVERTY	17.349
13	28 M. REITERBERGER	17.351
14	60 M. VAN DER MARK	17.397
15	21 M. RINALDI	17.400
16	36 L. MERCADO	17.410
17	95 J. BEACH	17.466
18	23 R. KIYONARI	17.475
19	52 A. DELBIANCO	17.486

SEG. 3

1	7 C. DAVIES	18.853
2	19 A. BAUTISTA	18.918
3	1 J. REA	18.930
4	66 T. SYKES	18.966
5	91 L. HASLAM	19.014
6	54 T. RAZGATLIOGLU	19.032
7	81 J. TORRES	19.040
8	22 A. LOWES	19.117
9	50 E. LAVERTY	19.164
10	76 L. BAZ	19.232
11	36 L. MERCADO	19.237
12	28 M. REITERBERGER	19.304
13	60 M. VAN DER MARK	19.419
14	11 S. CORTESE	19.457
15	21 M. RINALDI	19.482
16	95 J. BEACH	19.497
17	33 M. MELANDRI	19.530
18	52 A. DELBIANCO	19.592
19	23 R. KIYONARI	19.607

SEG. 4

1	7 C. DAVIES	24.432
2	19 A. BAUTISTA	24.440
3	1 J. REA	24.446
4	91 L. HASLAM	24.617
5	66 T. SYKES	24.646
6	81 J. TORRES	24.698
7	50 E. LAVERTY	24.754
8	11 S. CORTESE	24.764
9	22 A. LOWES	24.774
10	76 L. BAZ	24.814
11	54 T. RAZGATLIOGLU	24.836
12	28 M. REITERBERGER	24.869
13	36 L. MERCADO	24.931
14	21 M. RINALDI	24.957
15	60 M. VAN DER MARK	25.024
16	95 J. BEACH	25.135
17	33 M. MELANDRI	25.184
18	52 A. DELBIANCO	25.212
19	23 R. KIYONARI	25.262

13/07/2019

These data/results cannot be reproduced, stored and/or transmitted in whole or in part by any manner of electronic, mechanical, photocopying, recording, broadcasting or otherwise now known or herein after developed without the previous express consent by the copyright owner, except for reproduction in daily press and regular printed publications on sale to the public within 60 days of the event related to those data/results and always provided that copyright symbol appears together as follows below.

© DORNA WSBK ORGANIZATION Srl 2019

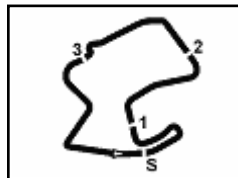
FICR PERUGIA TIMING



Official Tyre Supplier



Official Timekeeper



GEICO U.S. Round, 12-14 July 2019

Ideal Times Tissot Superpole

WeatherTech Raceway 3.660 m

No.	Rider	Nat	Bike	Seg. 1	Seg. 2	Seg. 3	Seg. 4	Ideal Time		
				Diff. 1	Diff. 2	Diff. 3	Diff. 4	Best Lap	Pos.	Diff.
1	1 J. REA	GBR	Kawasaki ZX-10RR	21.467	17.033	18.930	24.446	1'21.876		
								1'21.876	1	
2	7 C. DAVIES	GBR	Ducati Panigale V4 R	21.494	17.106	18.853	24.432	1'21.885		
								1'21.885	2	
3	19 A. BAUTISTA	ESP	Ducati Panigale V4 R	21.536 +0.074	17.080	18.918	24.440	1'21.974		
								1'22.048	3	0.074
4	66 T. SYKES	GBR	BMW S1000 RR	21.535	17.236 +0.049	18.966	24.646 +0.012	1'22.383		
								1'22.444	4	0.061
5	91 L. HASLAM	GBR	Kawasaki ZX-10RR	21.605	17.213	19.014	24.617	1'22.449		
								1'22.449	5	
6	81 J. TORRES	ESP	Kawasaki ZX-10RR	21.756 +0.025	17.220 +0.004	19.040	24.698	1'22.714		
								1'22.743	6	0.029
7	54 T. RAZGATLIOGLU	TUR	Kawasaki ZX-10RR	21.689 +0.080	17.166 +0.072	19.032	24.836	1'22.723		
								1'22.875	7	0.152
8	22 A. LOWES	GBR	Yamaha YZF R1	21.773	17.250	19.117	24.774 +0.162	1'22.914		
								1'23.076	8	0.162
9	11 S. CORTESE	GER	Yamaha YZF R1	21.699 +0.082	17.205 +0.126	19.457	24.764 +0.229	1'23.125		
								1'23.562	13	0.437
10	76 L. BAZ	FRA	Yamaha YZF R1	21.844	17.295	19.232	24.814	1'23.185		
								1'23.185	9	
11	50 E. LAVERTY	IRL	Ducati Panigale V4 R	21.965	17.349	19.164	24.754	1'23.232		
								1'23.232	10	
12	28 M. REITERBERGER	GER	BMW S1000 RR	21.930	17.351	19.304	24.869	1'23.454		
								1'23.454	11	
13	36 L. MERCADO	ARG	Kawasaki ZX-10RR	21.941	17.410	19.237	24.931	1'23.519		
								1'23.519	12	
14	21 M. RINALDI	ITA	Ducati Panigale V4 R	21.901	17.400	19.482	24.957	1'23.740		
								1'23.740	14	
15	33 M. MELANDRI	ITA	Yamaha YZF R1	21.914 +0.255	17.264 +0.331	19.530	25.184	1'23.892		
								1'24.478	17	0.586
16	60 M. VAN DER MARK	NED	Yamaha YZF R1	22.064	17.397	19.419	25.024	1'23.904		
								1'23.904	15	
17	95 J. BEACH	USA	Yamaha YZF R1	22.054	17.466	19.497	25.135	1'24.152		
								1'24.152	16	
18	52 A. DELBIANCO	ITA	Honda CBR1000RR	22.189	17.486	19.592	25.212	1'24.479		
								1'24.479	18	
19	23 R. KIYONARI	JPN	Honda CBR1000RR	22.280	17.475	19.607 +0.077	25.262	1'24.624		
								1'24.701	19	0.077
Overall Ideal Time				21.467	17.033	18.853	24.432	1'21.785		

13/07/2019

These data/results cannot be reproduced, stored and/or transmitted in whole or in part by any manner of electronic, mechanical, photocopying, recording, broadcasting or otherwise now known or herein after developed without the previous express consent by the copyright owner, except for reproduction in daily press and regular printed publications on sale to the public within 60 days of the event related to those data/results and always provided that copyright symbol appears together as follows below.

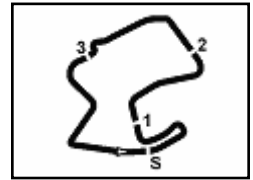
© DORNA WSBK ORGANIZATION Srl 2019

FKR PERUGIA TIMING


Official Tyre Supplier



Official Timekeeper


GEICO U.S. Round, 12-14 July 2019
Chronological Analysis Tissot Superpole

WeatherTech Raceway 3.660 m

1 / 3

1° 1 J. REA (1'21.876)							
Lap	Seg.1	Seg.2	Seg.3	Seg.4	Lap Time	km/h	Local Time
1							11:00'03.088
2	39.638	17.814	19.583	25.149	1'42.184P		11:01'45.272
3	21.829	17.337	19.078	24.836	1'23.080	249,2	11:03'08.352
4	21.929	17.485	19.196	24.920	1'23.530	250,4	11:04'31.882
5	21.775	18.080	22.962	10'15.951	1'18.768P	249,8	11:15'50.650
6	39.430	24.847	22.249	29.775	1'56.301P		11:17'46.951
7	21.871	17.480	19.064	24.927	1'23.342	249,8	11:19'10.293
8	21.837	17.262	19.038	24.827	1'22.964	252,8	11:20'33.257
9	24.784	18.463	19.823	25.082	1'28.152	248,1	11:22'01.409
10	21.902	17.440	19.470	4'04.691	5'03.503P	252,8	11:27'04.912
11	39.162	18.078	19.670	25.022	1'41.932P		11:28'46.844
12	21.467	17.033	18.930	24.446	1'21.876	252,8	11:30'08.720
13	21.602	19.289	20.004	24.997	1'25.892	252,2	11:31'34.612
14	21.567	17.101	18.972	24.527	1'22.167	253,4	11:32'56.779

2° 7 C. DAVIES (1'21.885)							
Lap	Seg.1	Seg.2	Seg.3	Seg.4	Lap Time	km/h	Local Time
1							11:00'35.467
2	40.806	18.603	20.301	25.536	1'45.246P		11:02'20.713
3	22.014	17.459	19.374	24.899	1'23.746	255,8	11:03'44.459
4	21.846	17.421	19.345	25.039	1'23.651C	252,8	11:05'08.110
5	27.222	18.863	21.412	9'24.976	10'32.473P	198,7	11:15'40.583
6	45.358	21.875	26.164	29.801	2'03.198P		11:17'43.781
7	22.074	17.638	19.315	25.315	1'24.342	251,6	11:19'08.123
8	21.754	17.342	19.291	25.006	1'23.393	256,4	11:20'31.516
9	24.681	17.683	20.037	25.137	1'27.538	255,2	11:21'59.054
10	21.862	17.415	19.068	24.800	1'23.145	255,2	11:23'22.199
11	22.610	18.083	19.940	5'25.377	6'26.010P	257,0	11:29'48.209
12	39.584	20.284	20.643	25.294	1'45.805P		11:31'34.014
13	21.494	17.106	18.853	24.432	1'21.885	256,4	11:32'55.899
14	26.706	22.932	22.523	27.399	1'39.560	257,6	11:34'35.459
15	23.537	17.675	20.842	26.630	1'28.684	250,4	11:36'04.143

3° 19 A. BAUTISTA (1'22.048)							
Lap	Seg.1	Seg.2	Seg.3	Seg.4	Lap Time	km/h	Local Time
1							11:00'16.327
2	39.642	17.889	19.895	24.935	1'42.361P		11:01'58.688
3	21.921	17.359	19.454	24.823	1'23.557	260,8	11:03'22.245
4	21.840	17.361	21.959	10'49.576	11'50.736P	262,7	11:15'12.981
5	39.041	18.045	20.060	25.068	1'42.214P		11:16'55.195
6	21.826	17.385	19.219	24.616	1'23.046	261,4	11:18'18.241
7	22.016	17.509	19.216	24.875	1'23.616	257,6	11:19'41.857
8	21.797	17.374	19.261	24.756	1'23.188	262,7	11:21'05.045
9	21.838	17.366	19.544	24.996	1'23.744	262,7	11:22'28.789
10	22.304	17.442	19.239	24.825	1'23.810	258,9	11:23'52.599
11	21.934	17.375	19.207	24.845	1'23.361	260,1	11:25'15.960
12	23.047	18.165	19.848	3'11.618	4'12.678P	256,4	11:29'28.638
13	39.182	17.923	19.720	24.882	1'41.707P		11:31'10.345
14	21.610	17.080	18.918	24.440	1'22.048	264,7	11:32'32.393
15	21.551	17.115	19.004	24.964	1'22.634	263,4	11:33'55.027
16	21.536	17.081	18.935	24.652	1'22.204	261,4	11:35'17.231

4° 66 T. SYKES (1'22.444)							
Lap	Seg.1	Seg.2	Seg.3	Seg.4	Lap Time	km/h	Local Time
1							11:00'28.379
2	42.444	18.716	20.108	25.377	1'46.645P		11:02'15.024
3	22.072	17.547	20.089	25.238	1'24.946		11:03'39.970
4	22.024	17.440	19.454	25.088	1'24.006C	249,2	11:05'03.976
5	24.445	19.357	25.880	9'09.174	10'18.856P	232,9	11:15'22.832
6	42.676	18.130	20.178	1'20.117	2'41.101P		11:18'03.933
7	40.597	17.972	19.822	25.647	1'44.038P		11:19'47.971

8	21.886	17.398	19.360	24.896	1'23.540	251,0	11:21'11.511
9	22.921	17.847	19.744	6'48.986	7'49.498P	248,7	11:29'01.009
10	40.516	18.461	19.598	24.843	1'43.418P		11:30'44.427
11	21.641	17.236	19.375	24.646	1'22.898	251,0	11:32'07.325
12	21.535	17.285	18.966	24.658	1'22.444	249,8	11:33'29.769
13	22.575	18.452	19.893	25.511	1'26.431	252,2	11:34'56.200

5° 91 L. HASLAM (1'22.449)							
Lap	Seg.1	Seg.2	Seg.3	Seg.4	Lap Time	km/h	Local Time
1							11:00'02.789
2	40.141	17.982	20.240	26.264	1'44.627P		11:01'47.416
3	22.088	17.471	19.140	24.917	1'23.616	251,0	11:03'11.032
4	22.092	17.447	19.373	24.948	1'23.860	253,4	11:04'34.892
5	22.088	21.167	24.322	9'59.100	11'06.677P	253,4	11:15'41.569
6	43.440	21.781	25.594	35.189	2'06.004P		11:17'47.573
7	21.997	17.368	19.118	24.939	1'23.422	251,6	11:19'10.995
8	21.829	17.337	19.122	25.006	1'23.294	254,0	11:20'34.289
9	23.199	18.834	19.904	25.562	1'27.499	254,6	11:22'01.788
10	21.915	17.498	19.231	4'05.479	5'04.123P	253,4	11:27'05.911
11	38.702	17.882	19.620	25.121	1'41.325P		11:28'47.236
12	21.605	17.213	19.014	24.617	1'22.449	254,0	11:30'09.685
13	21.735	19.034	20.193	24.926	1'25.888	252,8	11:31'35.573

6° 81 J. TORRES (1'22.743)							
Lap	Seg.1	Seg.2	Seg.3	Seg.4	Lap Time	km/h	Local Time
1							11:00'04.422
2	40.371	18.046	19.730	25.433	1'43.580P		11:01'48.002
3	22.053	17.434	19.336	24.837	1'23.660	246,4	11:03'11.662
4	21.920	17.399	19.262	25.413	1'23.994	248,1	11:04'35.656
5	22.231	21.064	23.690	9'59.457	11'06.442P	247,5	11:15'42.098
6	43.152	21.597	20.210	28.833	1'53.792P		11:17'35.890
7	22.048	17.508	19.358	24.920	1'23.834	245,2	11:18'59.724
8	21.794	17.378	19.195	24.963	1'23.330	246,4	11:20'23.054
9	21.878	17.399	19.144	24.904	1'23.325	246,9	11:21'46.379
10	21.987	17.414	19.257	24.947	1'23.605	246,9	11:23'09.984
11	22.220	17.615	19.575	6'10.810	7'10.220P	243,0	11:30'20.204
12	40.645	17.949	19.516	25.453	1'43.563P		11:32'03.767
13	21.781	17.224	19.040	24.698	1'22.743	245,8	11:33'26.510
14	21.851	17.220	19.153	24.854	1'23.078	246,9	11:34'49.588
15	21.756	17.342	19.118	24.975	1'23.191	246,9	11:36'12.779

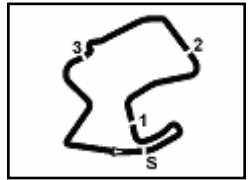
7° 54 T. RAZGATLIOGLU (1'22.875)							
Lap	Seg.1	Seg.2	Seg.3	Seg.4	Lap Time	km/h	Local Time
1							11:00'03.089
2	39.983	17.893	19.649	25.029	1'42.554P		11:01'45.643
3	21.780	17.231	19.070	24.998	1'23.079	250,4	11:03'08.722
4	21.809	17.373	19.173	25.277	1'23.632	249,8	11:04'32.354
5	21.850	17.846	22.996	9'56.954	10'59.646P	251,0	11:15'32.000
6	39.465	18.640	19.713	27.711	1'45.529P		11:17'17.529
7	23.353	20.197	19.287	25.088	1'27.925	246,9	11:18'45.454
8	21.794	17.456	19.087	24.934	1'23.271	251,6	11:20'08.725
9	21.918	17.334	19.290	25.115	1'23.657C	251,6	11:21'32.382
10	22.059	17.573	19.429	4'44.130	5'43.191P	250,4	11:27'15.573
11	38.564	17.747	19.598	24.956	1'40.865P		11:28'56.438
12	21.689	17.166	19.140	24.904	1'22.899	251,6	11:30'19.337
13	21.769	17.238	19.032	24.836	1'22.875	250,4	11:31'42.212
14	23.121	18.640	21.273	2'15.548	3'18.582P	234,0	11:35'00.794
15	41.841	18.870	20.342	26.196	1'47.249P		11:36'48.043

8° 22 A. LOWES (1'23.076)							
Lap	Seg.1	Seg.2	Seg.3	Seg.4	Lap Time	km/h	Local Time
1							11:00'14.130

13/07/2019 P = Pits In/Out - C = Lap Time Cancelled

These data/results cannot be reproduced, stored and/or transmitted in whole or in part by any manner of electronic, mechanical, photocopying, recording, broadcasting or otherwise now known or herein after developed without the previous express consent by the copyright owner, except for reproduction in daily press and regular printed publications on sale to the public within 60 days of the event related to those data/results and always provided that copyright symbol appears together as follows below.

© DORNA WSBK ORGANIZATION Srl 2019



GEICO U.S. Round, 12-14 July 2019 Chronological Analysis Tissot Superpole

WeatherTech Raceway 3.660 m

2 / 3

Lap	Seg.1	Seg.2	Seg.3	Seg.4	Lap Time	km/h	Local Time	Lap	Seg.1	Seg.2	Seg.3	Seg.4	Lap Time	km/h	Local Time
2	40.754	18.268	19.823	25.294	1'44.139P		11:01'58.269	5	24.564	20.007	25.258	9'42.058	10'51.887P	247,5	11:15'42.515
3	22.099	17.480	19.711	25.215	1'24.505	249,2	11:03'22.774	6	42.982	21.809	25.591	31.349	2'01.731P		11:17'44.246
4	21.976	17.427	19.337	25.014	1'23.754	251,0	11:04'46.528	7	22.421	17.751	19.338	25.191	1'24.701	243,6	11:19'08.947
5	22.433	25.455	28.256	9'30.265	10'46.409P	251,0	11:15'32.937	8	22.099	17.577	19.312	25.052	1'24.040	249,8	11:20'32.987
6	41.803	18.645	19.854	26.883	1'47.185P		11:17'20.122	9	22.134	17.612	19.440	24.993	1'24.179	246,9	11:21'57.166
7	21.993	17.521	19.471	25.118	1'24.103	249,2	11:18'44.225	10	22.051	17.587	19.339	25.100	1'24.077	247,5	11:23'21.243
8	21.963	17.397	19.247	25.072	1'23.679	248,1	11:20'07.904	11	22.180	17.581	19.283	25.237	1'24.281	245,2	11:24'45.524
9	21.962	17.372	19.460	8'49.929	9'48.723P	249,8	11:29'56.627	12	22.841	17.873	19.912	4'03.196	5'03.822P	238,7	11:29'49.346
10	44.321	19.476	20.247	27.780	1'51.824P		11:31'48.451	13	39.669	21.089	21.037	25.293	1'47.088P		11:31'36.434
11	21.897	17.287	19.260	24.774	1'23.218	249,2	11:33'11.669	14	22.024	17.442	19.302	25.006	1'23.774	249,2	11:33'00.208
12	21.773	17.250	19.117	24.936	1'23.076	250,4	11:34'34.745	15	21.941	17.410	19.237	24.931	1'23.519	246,9	11:34'23.727
13	28.029	22.952	21.207	27.666	1'39.854	233,5	11:36'14.599	16	22.112	17.471	19.329	25.050	1'23.962	245,2	11:35'47.689

9° 76 L. BAZ (1'23.185)							
Lap	Seg.1	Seg.2	Seg.3	Seg.4	Lap Time	km/h	Local Time
1							11:00'01.481
2	40.964	18.208	19.739	25.243	1'44.154P		11:01'45.635
3	22.083	17.359	20.539	26'13.580	27'13.561P	241,4	11:28'59.196
4	42.978	18.645	19.813	25.237	1'46.673P		11:30'45.869
5	21.846	17.307	19.452	24.933	1'23.538	242,4	11:32'09.407
6	21.844	17.295	19.232	24.814	1'23.185	244,7	11:33'32.592
7	24.503	18.394	20.001	26.169	1'29.067	229,0	11:35'01.659

13° 11 S. CORTESE (1'23.562)							
Lap	Seg.1	Seg.2	Seg.3	Seg.4	Lap Time	km/h	Local Time
1							11:00'14.690
2	40.767	18.187	20.341	25.357	1'44.652P		11:01'59.342
3	22.008	17.380	19.500	25.128	1'24.016	248,7	11:03'23.358
4	22.010	17.442	22.544	26.845	1'28.841	243,0	11:04'52.199
5	24.784	20.438	26.237	9'09.509	10'20.968P	243,0	11:15'13.167
6	49.518	21.540	20.096	26.245	1'57.399P		11:17'10.566
7	22.351	24.516	22.693	25.901	1'35.461C	240,8	11:18'46.027
8	21.950	17.542	19.486	24.928	1'23.906	248,1	11:20'09.933
9	21.845	17.243	19.649	24.948	1'23.685	252,2	11:21'33.618
10	23.504	18.087	20.268	6'55.760	7'57.619P	238,7	11:29'31.237
11	39.948	18.097	19.873	25.151	1'43.069P		11:31'14.306
12	21.699	17.205	19.937	24.764	1'23.605	249,2	11:32'37.911
13	21.781	17.331	19.457	24.993	1'23.562	248,1	11:34'01.473
14	22.014	17.477	20.323	25.897	1'25.711	243,0	11:35'27.184

10° 50 E. LAVERTY (1'23.232)							
Lap	Seg.1	Seg.2	Seg.3	Seg.4	Lap Time	km/h	Local Time
1							11:00'34.301
2	42.126	18.860	20.357	25.908	1'47.251P		11:02'21.552
3	22.298	17.828	19.669	25.098	1'24.893	252,8	11:03'46.445
4	22.029	17.578	19.432	25.083	1'24.122C	252,8	11:05'10.567
5	26.874	19.428	20.935	9'28.625	10'35.862P	233,5	11:15'46.429
6	40.745	19.893	20.526	25.687	1'46.851P		11:17'33.280
7	22.181	17.726	19.394	25.100	1'24.401	248,7	11:18'57.681
8	21.971	17.527	19.222	24.969	1'23.689	251,0	11:20'21.370
9	22.039	17.550	19.406	25.163	1'24.158	251,0	11:21'45.528
10	24.754	17.853	20.122	5'50.846	6'53.575P	231,9	11:28'39.103
11	40.720	17.962	19.909	25.494	1'44.085P		11:30'23.188
12	21.965	17.349	19.164	24.754	1'23.232	252,8	11:31'46.420

14° 21 M. RINALDI (1'23.740)							
Lap	Seg.1	Seg.2	Seg.3	Seg.4	Lap Time	km/h	Local Time
1							11:00'16.856
2	41.418	18.822	20.746	26.512	1'47.498P		11:02'04.354
3	22.627	17.980	20.252	25.501	1'26.360	248,7	11:03'30.714
4	22.376	17.888	19.968	25.452	1'25.684C	251,6	11:04'56.398
5	24.856	22.074	28.643	8'59.686	10'15.259P	257,0	11:15'11.657
6	39.988	18.301	20.120	25.546	1'43.955P		11:16'55.612
7	22.022	17.584	19.620	25.077	1'24.303	249,8	11:18'19.915
8	22.080	17.599	19.649	25.095	1'24.423	256,4	11:19'44.338
9	22.229	17.559	20.044	29.203	1'29.035	255,8	11:21'13.373
10	22.408	18.955	20.717	7'12.012	8'14.092P	255,2	11:29'27.465
11	39.906	18.075	19.966	25.450	1'43.397P		11:31'10.862
12	21.901	17.400	19.482	24.957	1'23.740	258,9	11:32'34.602

11° 28 M. REITERBERGER (1'23.454)							
Lap	Seg.1	Seg.2	Seg.3	Seg.4	Lap Time	km/h	Local Time
1							11:00'04.109
2	40.707	18.361	19.960	26.129	1'45.157P		11:01'49.266
3	24.330	17.794	22.376	27.216	1'31.716	226,5	11:03'20.982
4	22.325	17.505	19.469	25.066	1'24.365	243,0	11:04'45.347
5	22.209	26.554	28.265	8'59.452	10'16.480P	247,5	11:15'01.827
6	41.049	18.572	20.303	26.451	1'46.375P		11:16'48.202
7	22.675	17.706	20.835	25.444	1'26.660	238,7	11:18'14.862
8	22.042	18.606	19.475	25.271	1'25.394	246,4	11:19'40.256
9	22.014	17.601	19.333	25.081	1'24.029	246,4	11:21'04.285
10	22.081	17.541	19.360	25.101	1'24.083	246,4	11:22'28.368
11	26.277	18.375	19.981	25.500	1'30.133	224,6	11:23'58.501
12	22.129	17.951	20.078	4'21.543	5'21.701P	244,7	11:29'20.202
13	41.135	18.654	20.079	25.462	1'45.330P		11:31'05.532
14	21.930	17.351	19.304	24.869	1'23.454	245,8	11:32'28.986
15	27.497	19.808	21.344	25.914	1'34.563	250,4	11:34'03.549
16	22.307	17.554	20.577	27.535	1'27.973	248,1	11:35'31.522

15° 60 M. VAN DER MARK (1'23.904)							
Lap	Seg.1	Seg.2	Seg.3	Seg.4	Lap Time	km/h	Local Time
1							11:00'02.309
2	40.279	18.134	20.095	25.196	1'43.704P		11:01'46.013
3	22.064	17.397	19.419	25.024	1'23.904	245,2	11:03'09.917
4	22.119	17.490	19.473	25.036	1'24.118	246,9	11:04'34.035
5	22.058	17.586	21.568	9'56.872	10'58.084P	246,4	11:15'32.119
6	39.914	18.404	19.730	27.848	1'45.896P		11:17'18.015

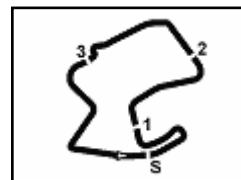
12° 36 L. MERCADO (1'23.519)							
Lap	Seg.1	Seg.2	Seg.3	Seg.4	Lap Time	km/h	Local Time
1							11:00'06.750
2	42.554	18.839	20.425	25.645	1'47.463P		11:01'54.213
3	22.480	17.615	19.463	25.173	1'24.731	248,7	11:03'18.944
4	27.795	17.985	19.971	25.933	1'31.684	241,9	11:04'50.628

16° 95 J. BEACH (1'24.152)							
Lap	Seg.1	Seg.2	Seg.3	Seg.4	Lap Time	km/h	Local Time
1							11:00'07.416
2	41.108	18.705	20.153	25.549	1'45.515P		11:01'52.931
3	22.346	17.663	19.972	25.583	1'25.564	240,8	11:03'18.495
4	22.384	17.604	19.771	25.420	1'25.179	243,0	11:04'43.674
5	23.464	26.549	28.721	8'58.878	10'17.612P	245,8	11:15'01.286
6	43.480	18.195	19.965	26.620	1'48.260P		11:16'49.546
7	22.441	17.726	19.883	28.290	1'28.340	247,5	11:18'17.886

13/07/2019 P = Pits In/Out - C = Lap Time Cancelled

These data/results cannot be reproduced, stored and/or transmitted in whole or in part by any manner of electronic, mechanical, photocopying, recording, broadcasting or otherwise now known or herein after developed without the previous express consent by the copyright owner, except for reproduction in daily press and regular printed publications on sale to the public within 60 days of the event related to those data/results and always provided that copyright symbol appears together as follows below.

© DORNA WSBK ORGANIZATION Srl 2019



GEICO U.S. Round, 12-14 July 2019 Chronological Analysis Tissot Superpole

8	22.694	17.619	19.608	25.440	1'25.361	245,8	11:19'43.247
9	23.981	17.935	20.563	2'55.512	3'57.991P	234,0	11:23'41.238
10	40.984	18.067	19.937	25.303	1'44.291P		11:25'25.529
11	22.259	17.670	19.614	25.344	1'24.887	245,2	11:26'50.416
12	22.712	17.960	19.997	2'51.076	3'51.745P	246,4	11:30'42.161
13	39.908	18.253	20.016	25.482	1'43.659P		11:32'25.820
14	22.054	17.466	19.497	25.135	1'24.152	240,3	11:33'49.972

17° 33 M. MELANDRI (1'24.478)							
Lap	Seg.1	Seg.2	Seg.3	Seg.4	Lap Time	km/h	Local Time
1							11:00'04.984
2	40.746	18.677	20.470	26.004	1'45.897P		11:01'50.881
3	22.234	17.573	22.839	30.383	1'33.029	244,1	11:03'23.910
4	22.262	17.647	24.469	10'33.479	11'37.857P	249,2	11:15'01.767
5	40.918	18.590	20.213	26.163	1'45.884P		11:16'47.651
6	24.830	18.305	20.315	2'09.215	3'12.665P	237,6	11:20'00.316
7	40.776	18.521	20.063	25.628	1'44.988P		11:21'45.304
8	22.169	17.595	19.530	25.184	1'24.478	243,6	11:23'09.782
9	22.080	17.611	19.703	25.228	1'24.622	246,9	11:24'34.404
10	25.474	18.341	20.194	4'34.885	5'38.894P	237,1	11:30'13.298
11	41.405	18.228	20.697	25.946	1'46.276P		11:31'59.574
12	21.914	17.264	20.440	25.862	1'25.480	243,6	11:33'25.054
13	21.920	17.493	20.820	26.217	1'26.450	245,2	11:34'51.504

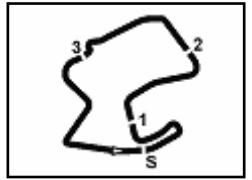
18° 52 A. DELBIANCO (1'24.479)							
Lap	Seg.1	Seg.2	Seg.3	Seg.4	Lap Time	km/h	Local Time
1							11:00'04.034
2	39.773	18.118	20.530	26.680	1'45.101P		11:01'49.135
3	22.465	17.657	22.768	26.651	1'29.541	236,0	11:03'18.676
4	22.505	17.716	19.700	25.413	1'25.334	242,4	11:04'44.010
5	22.732	26.550	26.485	9'02.727	10'18.494P	243,0	11:15'02.504
6	40.522	18.508	20.343	26.011	1'45.384P		11:16'47.888
7	22.565	17.661	19.625	25.539	1'25.390	239,2	11:18'13.278
8	23.001	19.493	19.625	25.392	1'27.511	240,8	11:19'40.789
9	22.436	17.703	19.676	25.368	1'25.183	243,6	11:21'05.972
10	22.251	17.717	19.616	26.259	1'25.843	241,9	11:22'31.815
11	23.924	18.125	19.864	5'48.000	6'49.913P	222,3	11:29'21.728
12	39.856	18.573	20.072	25.615	1'44.116P		11:31'05.844
13	22.189	17.486	19.592	25.212	1'24.479	241,9	11:32'30.323
14	22.239	17.581	19.747	25.359	1'24.926	241,4	11:33'55.249

19° 23 R. KIYONARI (1'24.701)							
Lap	Seg.1	Seg.2	Seg.3	Seg.4	Lap Time	km/h	Local Time
1							11:00'18.588
2	42.061	18.789	20.919	26.617	1'48.386P		11:02'06.974
3	23.080	18.021	20.436	26.525	1'28.062	230,4	11:03'35.036
4	22.893	17.917	20.129	26.112	1'27.051C	229,9	11:05'02.087
5	24.676	18.853	27.009	9'01.984	10'12.522P	204,0	11:15'14.609
6	41.662	18.532	20.692	25.919	1'46.805P		11:17'01.414
7	22.729	17.774	19.779	25.471	1'25.753	238,7	11:18'27.167
8	22.679	17.771	19.843	25.613	1'25.906	239,2	11:19'53.073
9	22.733	17.678	19.607	25.524	1'25.542	237,1	11:21'18.615
10	23.595	18.095	20.587	2'15.636	3'17.913P	222,3	11:24'36.528
11	42.364	18.379	20.185	25.804	1'46.732P		11:26'23.260
12	22.618	17.656	19.776	25.405	1'25.455	235,0	11:27'48.715
13	22.517	17.623	19.743	25.362	1'25.245	240,3	11:29'13.960
14	22.774	17.911	19.930	2'00.499	3'01.114P	237,6	11:32'15.074
15	46.388	18.099	20.223	25.511	1'50.221P		11:34'05.295
16	22.280	17.475	19.684	25.262	1'24.701	240,3	11:35'29.996

13/07/2019 P = Pits In/Out - C = Lap Time Cancelled

These data/results cannot be reproduced, stored and/or transmitted in whole or in part by any manner of electronic, mechanical, photocopying, recording, broadcasting or otherwise now known or herein after developed without the previous express consent by the copyright owner, except for reproduction in daily press and regular printed publications on sale to the public within 60 days of the event related to those data/results and always provided that copyright symbol appears together as follows below.

© DORNA WSBK ORGANIZATION Srl 2019



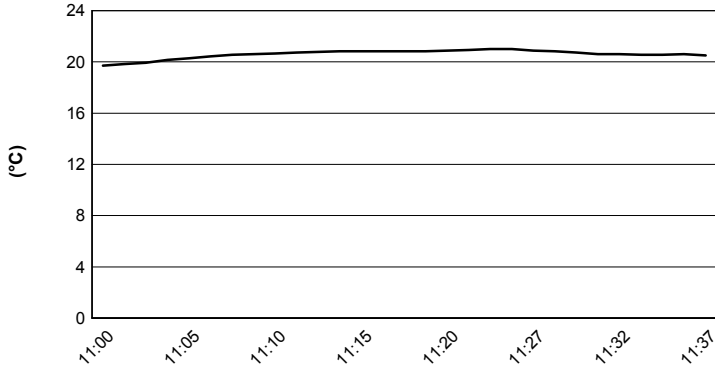
WeatherTech Raceway 3.660 m

GEICO U.S. Round, 12-14 July 2019

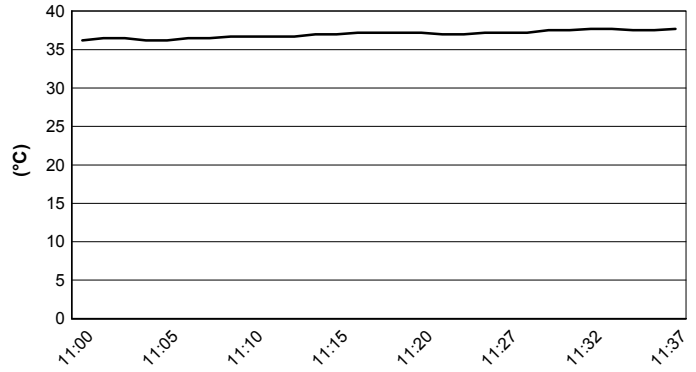
Weather Report Tissot Superpole

Session started 11:00 - Session ended 11:37

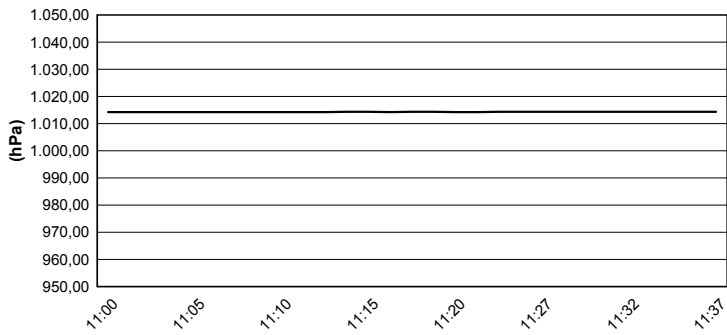
Air Temperature



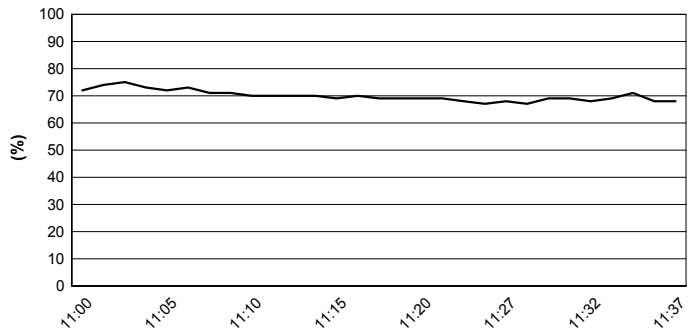
Track Temperature



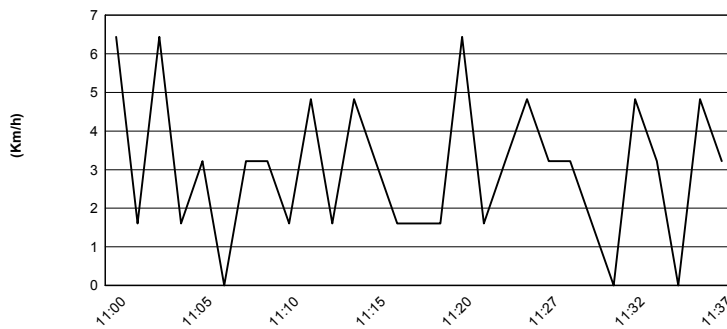
Air Pressure



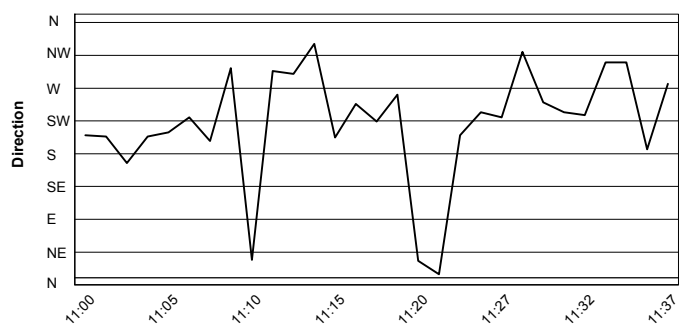
Humidity



Wind Speed



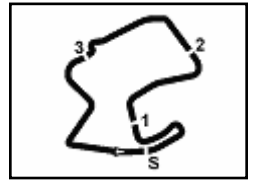
Wind Direction



13/07/2019

These data/results cannot be reproduced, stored and/or transmitted in whole or in part by any manner of electronic, mechanical, photocopying, recording, broadcasting or otherwise now known or herein after developed without the previous express consent by the copyright owner, except for reproduction in daily press and regular printed publications on sale to the public within 60 days of the event related to those data/results and always provided that copyright symbol appears together as follows below.

© DORNA WSBK ORGANIZATION Srl 2019



WeatherTech Raceway 3.660 m

GEICO U.S. Round, 12-14 July 2019

Starting Grid - Race 1

25 Laps x 3,660 km = 91,500 km

Pos	Number	Name	Team	Time	Grid
1	1	REA J.	Kawasaki	1'21.876	1
2	66	SYKES T.	BMW	1'22.444	2
3	54	RAZGATLIOGLU T.	Kawasaki	1'22.875	3
4	50	LAVERTY E.	Ducati	1'23.232	4
5	11	CORTESE S.	Yamaha	1'23.562	5
6	95	BEACH J.	Yamaha	1'24.152	6
7	23	KIYONARI R.	Honda	1'24.701	7
8	7	DAVIES C.	Ducati	1'21.885	
9	91	HASLAM L.	Kawasaki	1'22.449	
10	22	LOWES A.	Yamaha	1'23.076	
11	28	REITERBERGER M.	BMW	1'23.454	
12	21	RINALDI M.	Ducati	1'23.740	
13	33	MELANDRI M.	Yamaha	1'24.478	
14	19	BAUTISTA A.	Ducati	1'22.048	
15	81	TORRES J.	Kawasaki	1'22.743	
16	76	BAZ L.	Yamaha	1'23.185	
17	36	MERCADO L.	Kawasaki	1'23.519	
18	60	VAN DER MARK M.	Yamaha	1'23.904	
19	52	DELBIANCO A.	Honda	1'24.479	

13/07/2019 The Race Director

These data/results cannot be reproduced, stored and/or transmitted in whole or in part by any manner of electronic, mechanical, photocopying, recording, broadcasting or otherwise now known or herein after developed without the previous express consent by the copyright owner, except for reproduction in daily press and regular printed publications on sale to the public within 60 days of the event related to those data/results and always provided that copyright symbol appears together as follows below.

© DORNA WSBK ORGANIZATION Srl 2019

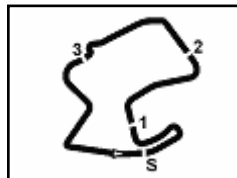
FKR PERUGIA TIMING



Official Tyre Supplier



Official Timekeeper



GEICO U.S. Round, 12-14 July 2019

Tissot Superpole Ranking

	2016	2017	2018	2019
01 Phillip Island Grand Prix Circuit	Sykes (Gbr) Kaw 1'30.020 (177,8 Km/h)	Rea (Gbr) Kaw 1'29.573 (178,6 Km/h)	Sykes (Gbr) Kaw 1'30.099 (177,6 Km/h)	Rea (Gbr) Kaw 1'29.413 (179,0 Km/h)
02 Chang International Circuit	van der Mark (Ned) Hon 1'33.452 (175,4 Km/h)	Rea (Gbr) Kaw 1'32.957 (176,4 Km/h)	Rea (Gbr) Kaw 1'32.814 (176,6 Km/h)	Bautista (Esp) Duc 1'31.912 (178,4 Km/h)
03 Motorland Aragon	Sykes (Gbr) Kaw 1'49.374 (167,1 Km/h)	Davies (Gbr) Duc 1'49.319 (167,2 Km/h)	Melandri (Ita) Duc 1'49.543 (166,8 Km/h)	Bautista (Esp) Duc 1'49.049 (167,6 Km/h)
04 TT Circuit Assen	Sykes (Gbr) Kaw 1'35.440 (171,3 Km/h)	Rea (Gbr) Kaw 1'33.505 (174,9 Km/h)	Lowes (Gbr) Yam 1'34.066 (173,8 Km/h)	Bautista (Esp) Duc 1'34.740 (172,6 Km/h)
05 Autodromo Internazionale Enzo e Dino	Davies (Gbr) Duc 1'45.598 (168,2 Km/h)	Davies (Gbr) Duc 1'45.662 (168,1 Km/h)	Rea (Gbr) Kaw 1'45.797 (167,9 Km/h)	Davies (Gbr) Duc 1'45.180 (168,8 Km/h)
06 Circuito de Jerez Ángel Nieto	Sykes (Gbr) Kaw 1'39.190 (160,5 Km/h)	Melandri (Ita) Duc 1'38.960 (160,9 Km/h)		Rea (Gbr) Kaw 1'38.247 (162,1 Km/h)
07 Misano World Circuit "Marco Simoncelli"	Sykes (Gbr) Kaw 1'34.037 (155,4 Km/h)	Sykes (Gbr) Kaw 1'33.662 (156,1 Km/h)	Sykes (Gbr) Kaw 1'33.640 (156,1 Km/h)	Rea (Gbr) Kaw 1'34.596 (154,5 Km/h)
08 Donington Park	Sykes (Gbr) Kaw 1'26.712 (0,0 Km/h)	Sykes (Gbr) Kaw 1'26.641 (0,0 Km/h)	Sykes (Gbr) Kaw 1'26.663 (0,0 Km/h)	Sykes (Gbr) Bmw 1'27.619 (0,0 Km/h)
09 WeatherTech Raceway Laguna Seca	Sykes (Gbr) Kaw 1'22.155 (158,2 Km/h)	Sykes (Gbr) Kaw 1'22.476 (157,6 Km/h)	Davies (Gbr) Duc 1'22.282 (157,9 Km/h)	Rea (Gbr) Kaw 1'21.876 (158,7 Km/h)
10 Autódromo Internacional do Algarve		Rea (Gbr) Kaw 1'41.430 (163,0 Km/h)	Laverty (Irl) Apr 1'40.705 (164,2 Km/h)	
11 Circuit de Nevers Magny-Cours	Rea (Gbr) Kaw 1'52.881 (134,7 Km/h)	Rea (Gbr) Kaw 1'56.555 (130,5 Km/h)	Sykes (Gbr) Kaw 1'35.696 (158,9 Km/h)	
12 Circuit San Juan Villicum			Melandri (Ita) Duc 1'39.012 (155,5 Km/h)	
13 Losail International Circuit	Rea (Gbr) Kaw 1'56.356 (166,5 Km/h)	Rea (Gbr) Kaw 1'56.228 (166,6 Km/h)	Sykes (Gbr) Kaw 1'56.124 (166,8 Km/h)	

2019

- 4 J. Rea
- 3 A. Bautista
- 1 C. Davies
- 1 T. Sykes

ALL TIMES

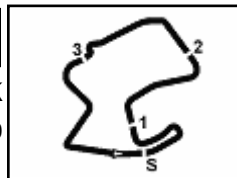
- | | | | |
|---------------|----------------|------------------|-------------------|
| 49 T. Sykes | 7 C. Davies | 3 A. Bautista | 1 S. Crafar |
| 43 T. Corser | 6 J. Kocinski | 2 A. Gobert | 1 R. Burnett |
| 26 T. Bayliss | 6 C. Crutchlow | 2 D. Tardozzi | 1 J. Reynolds |
| 21 C. Fogarty | 5 D. Giugliano | 2 A. Yanagawa | 1 S. Hislop |
| 20 J. Rea | 5 M. Biaggi | 2 M. Lucchinelli | 1 M. Mladin |
| 17 D. Polen | 4 F. Merkel | 2 B. Bostrom | 1 R. Xaus |
| 16 N. Hodgson | 4 J. Toseland | 2 B. Monti | 1 M. Tamada |
| 15 C. Edwards | 4 S. Guintoli | 2 M. Campbell | 1 L. Lanzi |
| 11 B. Spies | 4 M. Melandri | 2 Y. Nagai | 1 M. Fabrizio |
| 10 P. Chili | 3 S. Mertens | 2 M. Neukirchner | 1 A. Badovini |
| 10 C. Checa | 3 R. Phillis | 2 L. Baz | 1 F. Nieto |
| 9 R. Roche | 3 S. Martin | 1 M. Doohan | 1 T. Hill |
| 8 G. Falappa | 3 C. Vermeulen | 1 D. Chandler | 1 A. Lowes |
| 8 S. Russell | 3 Y. Kagayama | 1 P. Goddard | 1 J. Hopkins |
| 8 A. Slight | 3 L. Haslam | 1 M. Dowson | 1 M. van der Mark |
| 7 N. Haga | 3 J. Smrz | 1 A. Vieira | 1 I. Jaitovich |
| 7 R. Laconi | 3 E. Laverty | 1 T. Kipp | |

13/07/2019

These data/results cannot be reproduced, stored and/or transmitted in whole or in part by any manner of electronic, mechanical, photocopying, recording, broadcasting or otherwise now known or herein after developed without the previous express consent by the copyright owner, except for reproduction in daily press and regular printed publications on sale to the public within 60 days of the event related to those data/results and always provided that copyright symbol appears together as follows below.

© DORNA WSBK ORGANIZATION Srl 2019





GEICO U.S. Round, 12-14 July 2019

Tissot Superpole Award

WeatherTech Raceway 3.660 m

	Points	Points From First	Points From Previous	February 24	March 17	April 7	April 14	May 12	June 9	June 23	July 7	July 14	September 8	September 24	October 13	October 26				
				PHILLIP ISLAND	BURIRAM	ARAGON	ASSEN	IMOLA	JEREZ	MISANO	DONINGTON PARK	LAGUNA SECA	PORTIMAO	MAGNY COURS	SAN JUAN	LOSAIL				
1 BAUTISTA Alvaro (ESP)	148			7 12	12 12	12 12	12	7 7	9 12	5 12	4 6	7								
2 REA Jonathan (GBR)	139	9		12 9	9 9	9	2	9 12	12 6	12 5	9 12	12								
3 HASLAM Leon (GBR)	83	65	56	9 7	5 5	3	5	6 4	5 4	4 7	7 7	5								
4 LOWES Alex (GBR)	83	65	0	5 6	7 7	6 7	6	5 5	6	6 9	2 4	2								
5 SYKES Tom (GBR)	66	82	17	6	4	7 5	4	4 2	4 5	7	12	6								
6 DAVIES Chaz (GBR)	48	100	18		1 2	2 6	3	12 9		1	3	9								
7 VAN DER MARK Michael (NED)	45	103	3	3 5	6		9	2 6	3 9		2									
8 CORTESE Sandro (GER)	37	111	8	4 3	6 3	9 1			1 1	9										
9 MELANDRI Marco (ITA)	31	117	6	1 4	3 4				7 7	4	1									
10 RAZGATLIOGLU Toprak (TUR)	29	119	2		1		1	3	3	6	3 9	3								
11 RINALDI Michael Ruben (ITA)	15	133	14	2 2		5				3 3										
12 TORRES Jordi (ESP)	14	134	1			1 2		1 1	2 2		1	4								
13 REITERBERGER Markus (GER)	13	135	1			3	7	3												
14 BAZ Loris (FRA)	11	137	2								5 5	1								
15 LAVERTY Eugene (IRL)	11	137	0	1	2	4 4														
16 HICKMAN Peter (GBR)	6	142	5								6									
17 PIRRO Michele (ITA)	4	144	2							2 2										
18 MERCADO Leandro (ARG)	1	147	3							1										

13/07/2019 Odd points columns: Tissot Superpole Even points columns: Tissot Superpole Race

These data/results cannot be reproduced, stored and/or transmitted in whole or in part by any manner of electronic, mechanical, photocopying, recording, broadcasting or otherwise now known or herein after developed without the previous express consent by the copyright owner, except for reproduction in daily press and regular printed publications on sale to the public within 60 days of the event related to those data/results and always provided that copyright symbol appears together as follows below.

© DORNA WSBK ORGANIZATION Srl 2019

