
Yamaha Finance Australian Round, 28 February - 1 March 2020
Biographical Entry List

Phillip Island 4.445 m

No.	Rider (Abbreviation)	Nat	Bike Team	Wins 2020	Podiums 2020	Pole 2020	Races 2020	Tyres	Class
	Age Date of Birth Place of Birth								
1	1 REA Jonathan (Rea) 33 02/02/1987 Ballymena	GBR	Kawasaki ZX-10RR Kawasaki Racing Team WorldSBK	88	168	23	280	Pirelli	
2	2 CAMIER Leon (Cam) 33 04/08/1986 Ashford Kent	GBR	Ducati Panigale V4 R Barni Racing Team		9		223	Pirelli	IND
3	7 DAVIES Chaz (Dav) 33 10/02/1987 Knighton	GBR	Ducati Panigale V4 R ARUBA.IT Racing - Ducati	30	89	7	213	Pirelli	
4	11 CORTESE Sandro (Cor) 30 06/01/1990 Ochsenhausen	GER	Kawasaki ZX-10RR OUTDO Kawasaki TPR				36	Pirelli	IND
5	12 FORES Xavi (For) 34 16/09/1985 Llombai	ESP	Kawasaki ZX-10RR Kawasaki Puccetti Racing		6		91	Pirelli	IND
6	13 TAKAHASHI Takumi (Tak) 30 26/11/1989 Saitama	JPN	Honda CBR1000RR-R MIE Racing Althea HONDA Team				7	Pirelli	IND
7	19 BAUTISTA Alvaro (Bau) 35 21/11/1984 Talavera de la Reina	ESP	Honda CBR1000RR-R Team HRC	16	24	4	36	Pirelli	
8	21 RINALDI Michael Ruben (Rin) 24 21/12/1995 Rimini	ITA	Ducati Panigale V4 R Team GOELEVEN				53	Pirelli	IND
9	22 LOWES Alex (Low) 29 14/09/1990 Lincoln	GBR	Kawasaki ZX-10RR Kawasaki Racing Team WorldSBK	1	20	1	166	Pirelli	
10	31 GERLOFF Garrett (Ger) 24 01/08/1995 Spring	USA	Yamaha YZF R1 GRT Yamaha WorldSBK Junior Team					Pirelli	IND
11	45 REDDING Scott (Red) 27 04/01/1993 Gloucester	GBR	Ducati Panigale V4 R ARUBA.IT Racing - Ducati					Pirelli	
12	50 LAVERTY Eugene (Lav) 33 03/06/1986 Toomebridge	IRL	BMW S1000 RR BMW Motorrad WorldSBK Team	13	35	3	175	Pirelli	
13	54 RAZGATLIOGLU Toprak (Raz) 23 16/10/1996 Sakarya	TUR	Yamaha YZF R1 PATA YAMAHA WorldSBK Official Team	2	15		61	Pirelli	
14	60 VAN DER MARK Michael (vdM) 27 26/10/1992 Gouda	NED	Yamaha YZF R1 PATA YAMAHA WorldSBK Official Team	3	29	1	137	Pirelli	
15	64 CARICASULO Federico (Car) 23 06/04/1996 Ravenna	ITA	Yamaha YZF R1 GRT Yamaha WorldSBK Junior Team					Pirelli	IND
16	66 SYKES Tom (Syk) 34 19/08/1985 Huddersfield	GBR	BMW S1000 RR BMW Motorrad WorldSBK Team	34	112	49	296	Pirelli	
17	76 BAZ Loris (Baz) 27 01/02/1993 Sallanches	FRA	Yamaha YZF R1 Ten Kate Racing Yamaha	2	14	2	109	Pirelli	IND
18	77 SCHEIB Maximilian (Sch) 24 24/07/1995 Santiago	CHI	Kawasaki ZX-10RR ORELAC Racing VERDNATURA				3	Pirelli	IND
19	91 HASLAM Leon (Has) 36 31/05/1983 Derby	GBR	Honda CBR1000RR-R Team HRC	5	45	3	254	Pirelli	

28/02/2020

* = Wild Card

** = One Event

These data/results cannot be reproduced, stored and/or transmitted in whole or in part by any manner of electronic, mechanical, photocopying, recording, broadcasting or otherwise now known or herein after developed without the previous express consent by the copyright owner, except for reproduction in daily press and regular printed publications on sale to the public within 60 days of the event related to those data/results and always provided that copyright symbol appears together as follows below.

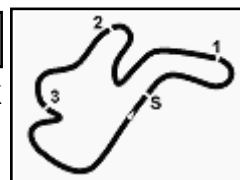
© DORNA WSBK ORGANIZATION Srl 2020

FIAT PERUGIA TIMING


Official Tyre Supplier



Official Timekeeper



Yamaha Finance Australian Round, 28 February - 1 March 2020

Results Free Practice 1st Session

Phillip Island 4.445 m

1 / 2

No.	Rider	Nat	Team	Bike	Class	Time	Gap	Rel.	Laps	Speed	
										Avg	Max
1	45 S. REDDING	GBR	ARUBA.IT Racing - Ducati	Ducati Panigale V4 R		1'41.195			9	158,130	305,1
2	76 L. BAZ	FRA	Ten Kate Racing Yamaha	Yamaha YZF R1	IND	1'42.204	1.009	1.009	10	156,569	297,5
3	91 L. HASLAM	GBR	Team HRC	Honda CBR1000RR-R		1'42.268	1.073	0.064	11	156,471	303,4
4	22 A. LOWES	GBR	Kawasaki Racing Team WorldSBK	Kawasaki ZX-10RR		1'42.538	1.343	0.270	7	156,059	304,2
5	66 T. SYKES	GBR	BMW Motorrad WorldSBK Team	BMW S1000 RR		1'43.290	2.095	0.752	3	154,923	284,2
6	1 J. REA	GBR	Kawasaki Racing Team WorldSBK	Kawasaki ZX-10RR		1'43.323	2.128	0.033	4	154,874	305,1
7	31 G. GERLOFF	USA	GRT Yamaha WorldSBK Junior Team	Yamaha YZF R1	IND	1'43.740	2.545	0.417	12	154,251	300,8
8	19 A. BAUTISTA	ESP	Team HRC	Honda CBR1000RR-R		1'43.807	2.612	0.067	19	154,151	295,9
9	77 M. SCHEIB	CHI	ORELAC Racing VERDNATURA	Kawasaki ZX-10RR	IND	1'44.235	3.040	0.428	13	153,518	300,0
10	64 F. CARICASULO	ITA	GRT Yamaha WorldSBK Junior Team	Yamaha YZF R1	IND	1'44.938	3.743	0.703	18	152,490	297,5
11	13 T. TAKAHASHI	JPN	MIE Racing Althea HONDA Team	Honda CBR1000RR-R	IND	1'45.009	3.814	0.071	14	152,387	293,5
12	50 E. LAVERTY	IRL	BMW Motorrad WorldSBK Team	BMW S1000 RR		1'45.169	3.974	0.160	10	152,155	300,8
13	12 X. FORES	ESP	Kawasaki Puccetti Racing	Kawasaki ZX-10RR	IND	1'45.291	4.096	0.122	19	151,979	297,5
----- Out 107% in this Session -----											
14	7 C. DAVIES	GBR	ARUBA.IT Racing - Ducati	Ducati Panigale V4 R					0		
15	2 L. CAMIER	GBR	Barni Racing Team	Ducati Panigale V4 R	IND				0		
16	11 S. CORTESE	GER	OUTDO Kawasaki TPR	Kawasaki ZX-10RR	IND				0		
17	21 M. RINALDI	ITA	Team GOELEVEN	Ducati Panigale V4 R	IND				0		
18	54 T. RAZGATLIOGLU	TUR	PATA YAMAHA WorldSBK Official Team	Yamaha YZF R1					0		
19	60 M. VAN DER MARK	NED	PATA YAMAHA WorldSBK Official Team	Yamaha YZF R1					0		

Qualifying Lap Time (107% of 1'41.195): 1'48.280

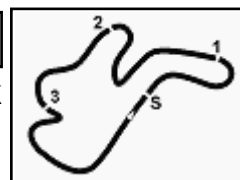
AIR	Humidity:	84%	Temp:	16°C
TRACK	Condition:	Wet	Temp:	17°C

Records	Pole (SP)	2019 J.Rea	1'29.413	178,970	Km/h
	Race (SPRC)	2019 J.Rea	1'30.075	177,650	Km/h
	All Times (SP)	2019 J.Rea	1'29.413	178,970	Km/h

Start	End	The results are provisional until the end of the time limit for protests and appeals and the completion of the technical checks.
28/02/2020 10:30	11:21	

These data/results cannot be reproduced, stored and/or transmitted in whole or in part by any manner of electronic, mechanical, photocopying, recording, broadcasting or otherwise now known or herein after developed without the previous express consent by the copyright owner, except for reproduction in daily press and regular printed publications on sale to the public within 60 days of the event related to those data/results and always provided that copyright symbol appears together as follows below.

© DORNA WSBK ORGANIZATION Srl 2020



Yamaha Finance Australian Round, 28 February - 1 March 2020

Results Free Practice 1st Session

Session Highlights

Local Time	No. Rider	Description
10.12.26		WET PRACTICE - LIGHTS ON
10.30.00		Start
10.30.36		WorldSBK Pit Intervention Time: 1min 3secs
10.45.11	13 T. TAKAHASHI	Stop - Technical Problem
10.46.50	13 T. TAKAHASHI	Technical Problem - Turn 6
10.49.01	13 T. TAKAHASHI	Re-joined
11.16.57	64 F. CARICASULO	On Asphalt - Re-Joined - Turn 4
11.21.49		End Of Session

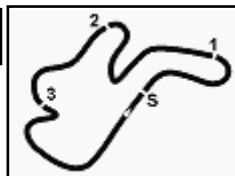
Fastest Laps Sequence

No.	Rider	Nat	Team	Bike	Local Time	Time	Gap	Avg
19	A. BAUTISTA	ESP	Team HRC	Honda CBR1000RR-R	10:34'27.660	1'51.613		143,370
19	A. BAUTISTA	ESP	Team HRC	Honda CBR1000RR-R	10:36'16.717	1'49.057	-2.556	146,731
1	J. REA	GBR	Kawasaki Racing Team WorldSBK	Kawasaki ZX-10RR	10:36'59.857	1'45.835	-3.222	151,198
1	J. REA	GBR	Kawasaki Racing Team WorldSBK	Kawasaki ZX-10RR	10:38'44.052	1'44.195	-1.640	153,577
1	J. REA	GBR	Kawasaki Racing Team WorldSBK	Kawasaki ZX-10RR	10:40'27.375	1'43.323	-0.872	154,874
66	T. SYKES	GBR	BMW Motorrad WorldSBK Team	BMW S1000 RR	10:56'33.536	1'43.290	-0.033	154,923
76	L. BAZ	FRA	Ten Kate Racing Yamaha	Yamaha YZF R1	10:59'27.952	1'42.345	-0.945	156,354
45	S. REDDING	GBR	ARUBA.IT Racing - Ducati	Ducati Panigale V4 R	11:13'43.992	1'41.740	-0.605	157,283
45	S. REDDING	GBR	ARUBA.IT Racing - Ducati	Ducati Panigale V4 R	11:15'25.650	1'41.658	-0.082	157,410
45	S. REDDING	GBR	ARUBA.IT Racing - Ducati	Ducati Panigale V4 R	11:18'51.070	1'41.195	-0.463	158,130

28/02/2020 Start End The results are provisional until the end of the time limit for protests and appeals and the completion of the technical checks.

These data/results cannot be reproduced, stored and/or transmitted in whole or in part by any manner of electronic, mechanical, photocopying, recording, broadcasting or otherwise now known or herein after developed without the previous express consent by the copyright owner, except for reproduction in daily press and regular printed publications on sale to the public within 60 days of the event related to those data/results and always provided that copyright symbol appears together as follows below.

© DORNA WSBK ORGANIZATION Srl 2020



Phillip Island 4.445 m

Yamaha Finance Australian Round, 28 February - 1 March 2020 Best Sectors & Speed Free Practice 1st Session

BEST LAP		
1	45 S. REDDING	Ducati Panigale V4 R 1'41.195
2	76 L. BAZ	Yamaha YZF R1 1'42.204
3	91 L. HASLAM	Honda CBR1000RR-R 1'42.268
4	22 A. LOWES	Kawasaki ZX-10RR 1'42.538
5	66 T. SYKES	BMW S1000 RR 1'43.290
6	1 J. REA	Kawasaki ZX-10RR 1'43.323
7	31 G. GERLOFF	Yamaha YZF R1 1'43.740
8	19 A. BAUTISTA	Honda CBR1000RR-R 1'43.807
9	77 M. SCHEIB	Kawasaki ZX-10RR 1'44.235
10	64 F. CARICASULO	Yamaha YZF R1 1'44.938
11	13 T. TAKAHASHI	Honda CBR1000RR-R 1'45.009
12	50 E. LAVERTY	BMW S1000 RR 1'45.169
13	12 X. FORES	Kawasaki ZX-10RR 1'45.291
14	2 L. CAMIER	Ducati Panigale V4 R
15	7 C. DAVIES	Ducati Panigale V4 R
16	11 S. CORTESE	Kawasaki ZX-10RR
17	21 M. RINALDI	Ducati Panigale V4 R
18	54 T. RAZGATLIOGLU	Yamaha YZF R1
19	60 M. VAN DER MARK	Yamaha YZF R1

SPEED		
1	45 S. REDDING	Ducati Panigale V4 R 305,1
2	1 J. REA	Kawasaki ZX-10RR 305,1
3	22 A. LOWES	Kawasaki ZX-10RR 304,2
4	91 L. HASLAM	Honda CBR1000RR-R 303,4
5	50 E. LAVERTY	BMW S1000 RR 300,8
6	31 G. GERLOFF	Yamaha YZF R1 300,8
7	77 M. SCHEIB	Kawasaki ZX-10RR 300,0
8	76 L. BAZ	Yamaha YZF R1 297,5
9	12 X. FORES	Kawasaki ZX-10RR 297,5
10	64 F. CARICASULO	Yamaha YZF R1 297,5
11	19 A. BAUTISTA	Honda CBR1000RR-R 295,9
12	13 T. TAKAHASHI	Honda CBR1000RR-R 293,5
13	66 T. SYKES	BMW S1000 RR 284,2

SEG. 1		SEG. 2		SEG. 3		SEG. 4	
1	45 S. REDDING 24.260	1	76 L. BAZ 29.535	1	45 S. REDDING 19.581	1	45 S. REDDING 27.743
2	76 L. BAZ 24.325	2	45 S. REDDING 29.611	2	76 L. BAZ 19.777	2	91 L. HASLAM 27.881
3	22 A. LOWES 24.380	3	91 L. HASLAM 29.811	3	66 T. SYKES 19.824	3	19 A. BAUTISTA 27.929
4	91 L. HASLAM 24.502	4	1 J. REA 29.843	4	91 L. HASLAM 19.847	4	22 A. LOWES 28.190
5	31 G. GERLOFF 24.745	5	22 A. LOWES 29.844	5	1 J. REA 20.006	5	31 G. GERLOFF 28.268
6	64 F. CARICASULO 24.746	6	66 T. SYKES 29.937	6	77 M. SCHEIB 20.025	6	76 L. BAZ 28.318
7	1 J. REA 24.826	7	13 T. TAKAHASHI 30.396	7	22 A. LOWES 20.101	7	77 M. SCHEIB 28.373
8	19 A. BAUTISTA 24.910	8	19 A. BAUTISTA 30.397	8	31 G. GERLOFF 20.153	8	64 F. CARICASULO 28.487
9	77 M. SCHEIB 24.921	9	31 G. GERLOFF 30.411	9	19 A. BAUTISTA 20.191	9	66 T. SYKES 28.520
10	50 E. LAVERTY 24.986	10	77 M. SCHEIB 30.527	10	12 X. FORES 20.291	10	1 J. REA 28.648
11	66 T. SYKES 25.009	11	64 F. CARICASULO 30.584	11	13 T. TAKAHASHI 20.423	11	12 X. FORES 28.676
12	13 T. TAKAHASHI 25.163	12	12 X. FORES 30.603	12	50 E. LAVERTY 20.562	12	50 E. LAVERTY 28.699
13	12 X. FORES 25.267	13	50 E. LAVERTY 30.794	13	64 F. CARICASULO 20.732	13	13 T. TAKAHASHI 28.842
		14	7 C. DAVIES 48.920	14	7 C. DAVIES 33.313		

28/02/2020

These data/results cannot be reproduced, stored and/or transmitted in whole or in part by any manner of electronic, mechanical, photocopying, recording, broadcasting or otherwise now known or herein after developed without the previous express consent by the copyright owner, except for reproduction in daily press and regular printed publications on sale to the public within 60 days of the event related to those data/results and always provided that copyright symbol appears together as follows below.

© DORNA WSBK ORGANIZATION Srl 2020

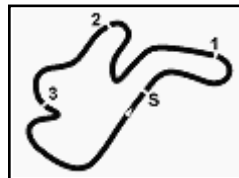
FICR PERUGIA TIMING



Official Tyre Supplier



Official Timekeeper



Phillip Island 4.445 m

Yamaha Finance Australian Round, 28 February - 1 March 2020

Ideal Times Free Practice 1st Session

No.	Rider	Nat	Bike	Seg. 1	Seg. 2	Seg. 3	Seg. 4	Ideal Time		
				Diff. 1	Diff. 2	Diff. 3	Diff. 4	Best Lap	Pos.	Diff.
1	45 S. REDDING	GBR	Ducati Panigale V4 R	24.260	29.611	19.581	27.743	1'41.195		
2	76 L. BAZ	FRA	Yamaha YZF R1	24.325 +0.024	29.535	19.777 +0.163	28.318 +0.062	1'41.955	1	
3	91 L. HASLAM	GBR	Honda CBR1000RR-R	24.502	29.811 +0.125	19.847 +0.102	27.881	1'42.041	2	0.249
4	22 A. LOWES	GBR	Kawasaki ZX-10RR	24.380	29.844	20.101 +0.023	28.190	1'42.515	3	0.227
5	66 T. SYKES	GBR	BMW S1000 RR	25.009	29.937	19.824	28.520	1'42.538	4	0.023
6	1 J. REA	GBR	Kawasaki ZX-10RR	24.826	29.843	20.006	28.648	1'43.290	5	
7	19 A. BAUTISTA	ESP	Honda CBR1000RR-R	24.910	30.397 +0.006	20.191 +0.077	27.929 +0.297	1'43.323	6	
8	31 G. GERLOFF	USA	Yamaha YZF R1	24.745	30.411 +0.012	20.153 +0.151	28.268	1'43.427	8	0.380
9	77 M. SCHEIB	CHI	Kawasaki ZX-10RR	24.921 +0.034	30.527	20.025 +0.355	28.373	1'43.577	7	0.163
10	64 F. CARICASULO	ITA	Yamaha YZF R1	24.746 +0.233	30.584	20.732	28.487 +0.156	1'43.846	9	0.389
11	13 T. TAKAHASHI	JPN	Honda CBR1000RR-R	25.163 +0.078	30.396	20.423 +0.107	28.842	1'44.235	10	0.389
12	12 X. FORES	ESP	Kawasaki ZX-10RR	25.267	30.603 +0.253	20.291 +0.201	28.676	1'44.549	11	0.185
13	50 E. LAVERTY	IRL	BMW S1000 RR	24.986 +0.109	30.794	20.562 +0.019	28.699	1'44.824	13	0.454
	2 L. CAMIER	GBR	Ducati Panigale V4 R	One or more sectors missing						
	7 C. DAVIES	GBR	Ducati Panigale V4 R	One or more sectors missing						
	11 S. CORTESE	GER	Kawasaki ZX-10RR	One or more sectors missing						
	21 M. RINALDI	ITA	Ducati Panigale V4 R	One or more sectors missing						
	54 T. RAZGATLIOGLU	TUR	Yamaha YZF R1	One or more sectors missing						
	60 M. VAN DER MARK	NED	Yamaha YZF R1	One or more sectors missing						
Overall Ideal Time				24.260	29.535	19.581	27.743	1'41.119		

28/02/2020

These data/results cannot be reproduced, stored and/or transmitted in whole or in part by any manner of electronic, mechanical, photocopying, recording, broadcasting or otherwise now known or herein after developed without the previous express consent by the copyright owner, except for reproduction in daily press and regular printed publications on sale to the public within 60 days of the event related to those data/results and always provided that copyright symbol appears together as follows below.

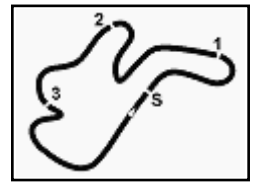
© DORNA WSBK ORGANIZATION Srl 2020

PIRELLI PERUGIA TIMING


Official Tyre Supplier



Official Timekeeper



Yamaha Finance Australian Round, 28 February - 1 March 2020 Chronological Analysis Free Practice 1st Session

Phillip Island 4.445 m

1 / 2

1° 45 S. REDDING (1'41.195)							
Lap	Seg.1	Seg.2	Seg.3	Seg.4	Lap Time	km/h	Local Time
1							11:00'22.954
2	39.344	33.949	21.428	4'36.346	6'11.067P		11:06'34.021
3	38.087	32.641	20.710	29.859	2'01.297P		11:08'35.318
4	25.142	30.579	20.051	28.609	1'44.381	291,9	11:10'19.699
5	24.677	29.874	19.722	28.280	1'42.553	288,8	11:12'02.252
6	24.444	29.745	19.660	27.891	1'41.740	301,7	11:13'43.992
7	24.348	29.694	19.765	27.851	1'41.658	304,2	11:15'25.650
8	24.369	30.993	20.587	28.276	1'44.225	304,2	11:17'09.875
9	24.260	29.611	19.581	27.743	1'41.195	305,1	11:18'51.070
10	24.484	34.112	21.014	28.049	1'47.659	301,7	11:20'38.729

2° 76 L. BAZ (1'42.204)							
Lap	Seg.1	Seg.2	Seg.3	Seg.4	Lap Time	km/h	Local Time
1							10:50'21.164
2	40.628	33.150	22.004	31.601	2'07.383P		10:52'28.547
3	25.782	31.358	20.691	29.539	1'47.370	291,9	10:54'15.917
4	24.934	30.555	20.406	29.397	1'45.292	295,9	10:56'01.209
5	24.876	30.316	20.117	29.089	1'44.398	295,9	10:57'45.607
6	24.325	29.612	19.777	28.631	1'42.345	296,7	10:59'27.952
7	25.466	31.735	21.845	12'21.703	13'40.749P	296,7	11:13'08.701
8	38.469	31.016	20.641	29.150	1'59.276P		11:15'07.977
9	24.531	29.841	19.962	28.529	1'42.863	294,3	11:16'50.840
10	24.423	29.645	19.867	28.318	1'42.253	295,9	11:18'33.093
11	24.349	29.535	19.940	28.380	1'42.204	297,5	11:20'15.297

3° 91 L. HASLAM (1'42.268)							
Lap	Seg.1	Seg.2	Seg.3	Seg.4	Lap Time	km/h	Local Time
1							10:51'46.722
2	41.953	33.861	21.467	30.484	2'07.765P		10:53'54.487
3	25.597	31.395	20.456	29.404	1'46.852	295,9	10:55'41.339
4	25.474	30.384	19.919	29.012	1'44.789	287,2	10:57'26.128
5	25.393	30.199	19.992	29.033	1'44.617	288,0	10:59'10.745
6	26.769	32.696	20.728	9'33.666	10'53.859P	288,8	11:10'04.604
7	40.915	31.464	20.502	28.996	2'01.877P		11:12'06.481
8	24.922	29.853	19.906	28.542	1'43.223	301,7	11:13'49.704
9	24.750	30.089	19.882	28.384	1'43.105	300,8	11:15'32.809
10	24.728	29.811	19.847	28.036	1'42.422	299,2	11:17'15.231
11	25.679	31.976	20.521	29.063	1'47.239	301,7	11:19'02.470
12	24.502	29.936	19.949	27.881	1'42.268	303,4	11:20'44.738

4° 22 A. LOWES (1'42.538)							
Lap	Seg.1	Seg.2	Seg.3	Seg.4	Lap Time	km/h	Local Time
1							11:04'14.217
2	36.914	31.617	20.907	29.722	1'59.160P		11:06'13.377
3	25.761	30.958	20.685	28.625	1'46.029	286,5	11:07'59.406
4	25.402	30.314	20.466	28.460	1'44.642	296,7	11:09'44.048
5	24.813	30.216	20.101	28.457	1'43.587	302,5	11:11'27.635
6	24.380	29.844	20.124	28.190	1'42.538	304,2	11:13'10.173
7	25.250	31.047	21.377	4'05.211	5'22.885P	303,4	11:18'33.058
8	36.606	30.923	20.216	28.407	1'56.152P		11:20'29.210

5° 66 T. SYKES (1'43.290)							
Lap	Seg.1	Seg.2	Seg.3	Seg.4	Lap Time	km/h	Local Time
1							10:50'59.306
2	41.770	32.743	20.836	29.928	2'05.277P		10:53'04.583
3	25.738	31.125	20.112	28.688	1'45.663	279,8	10:54'50.246
4	25.009	29.937	19.824	28.520	1'43.290	284,2	10:56'33.536

6° 1 J. REA (1'43.323)							
Lap	Seg.1	Seg.2	Seg.3	Seg.4	Lap Time	km/h	Local Time
1							
2							
3							
4							

1							10:33'14.555
2	37.057	31.421	20.945	30.044	1'59.467P		10:35'14.022
3	25.596	30.448	20.560	29.231	1'45.835	299,2	10:36'59.857
4	25.009	30.357	20.091	28.738	1'44.195	302,5	10:38'44.052
5	24.826	29.843	20.006	28.648	1'43.323	303,4	10:40'27.375

7° 31 G. GERLOFF (1'43.740)							
Lap	Seg.1	Seg.2	Seg.3	Seg.4	Lap Time	km/h	Local Time
1							10:52'29.541
2	40.501	34.142	22.347	30.954	2'07.944P		10:54'37.485
3	27.202	31.943	20.822	29.451	1'49.418	242,2	10:56'26.903
4	25.960	31.154	20.556	28.955	1'46.625	261,5	10:58'13.528
5	25.388	30.749	20.363	28.902	1'45.402	286,5	10:59'58.930
6	25.266	30.659	20.442	29.064	1'45.431	287,2	11:01'44.361
7	25.218	30.411	20.207	28.884	1'44.720	297,5	11:03'29.081
8	25.148	30.628	20.336	29.039	1'45.151	296,7	11:05'14.232
9	24.828	30.464	20.154	28.644	1'44.090	299,2	11:06'58.322
10	24.814	30.417	20.153	28.614	1'43.998	300,8	11:08'42.320
11	25.053	31.078	20.415	7'05.519	8'22.065P	291,1	11:17'04.385
12	36.704	30.478	20.284	28.508	1'55.974P		11:19'00.359
13	24.745	30.423	20.304	28.268	1'43.740	299,2	11:20'44.099

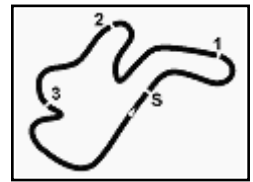
8° 19 A. BAUTISTA (1'43.807)							
Lap	Seg.1	Seg.2	Seg.3	Seg.4	Lap Time	km/h	Local Time
1							10:30'25.773
2	40.312	34.632	23.575	31.755	2'10.274P		10:32'36.047
3	26.955	32.699	21.437	30.522	1'51.613	265,4	10:34'27.660
4	26.018	31.774	21.229	30.036	1'49.057	287,2	10:36'16.717
5	25.605	31.852	20.718	29.380	1'47.555	287,2	10:38'04.272
6	25.705	30.843	20.495	29.068	1'46.111	286,5	10:39'50.383
7	25.867	31.514	20.845	29.295	1'47.521	288,0	10:41'37.904
8	26.064	31.909	21.022	29.757	1'48.752	271,4	10:43'26.656
9	26.137	31.380	20.761	29.011	1'47.289	268,7	10:45'13.945
10	25.448	31.570	20.921	8'55.757	10'13.696P	284,2	10:55'27.641
11	40.655	32.846	21.196	29.527	2'04.224P		10:57'31.865
12	25.871	31.416	20.781	29.128	1'47.196	282,7	10:59'19.061
13	25.530	31.084	20.715	29.005	1'46.334	289,5	11:01'05.395
14	25.256	30.600	20.358	28.771	1'44.985	295,9	11:02'50.380
15	25.630	30.582	20.281	28.620	1'45.113	276,2	11:04'35.493
16	25.165	30.397	20.191	28.598	1'44.351	282,7	11:06'19.844
17	25.886	31.969	21.213	7'19.726	8'38.794P	277,6	11:14'58.638
18	37.070	31.345	20.983	28.298	1'57.696P		11:16'56.334
19	25.324	30.460	20.394	27.929	1'44.107	287,2	11:18'40.441
20	24.910	30.403	20.268	28.226	1'43.807	295,1	11:20'24.248

9° 77 M. SCHEIB (1'44.235)							
Lap	Seg.1	Seg.2	Seg.3	Seg.4	Lap Time	km/h	Local Time
1							10:39'13.659
2	44.964	36.828	23.314	31.801	2'16.907P		10:41'30.566
3	28.388	35.069	22.349	30.249	1'56.055	260,9	10:43'26.621
4	27.352	33.786	21.907	9'28.023	10'51.068P	240,5	10:54'17.689
5	49.095	33.078	21.708	30.033	2'13.914P		10:56'31.603
6	26.044	31.598	20.886	29.410	1'47.938	276,9	10:58'19.541
7	25.682	31.598	20.590	29.151	1'47.021	285,0	11:00'06.562
8	25.386	30.936	20.745	29.320	1'46.387	287,2	11:01'52.949
9	25.137	30.856	20.260	28.927	1'45.180	287,2	11:03'38.129
10	25.030	30.630	20.171	28.853	1'44.684	291,1	11:05'22.813
11	24.993	30.697	20.025	28.650	1'44.365	290,3	11:07'07.178
12	24.921	30.823	20.700	8'17.088	9'33.532P	295,1	11:16'40.710
13	42.264	31.219	20.655	28.650	2'02.788P		11:18'43.498
14	24.955	30.527	20.380	28.373	1'44.235	300,0	11:20'27.733

28/02/2020 P = Pits In/Out - C = Lap Time Cancelled

These data/results cannot be reproduced, stored and/or transmitted in whole or in part by any manner of electronic, mechanical, photocopying, recording, broadcasting or otherwise now known or herein after developed without the previous express consent by the copyright owner, except for reproduction in daily press and regular printed publications on sale to the public within 60 days of the event related to those data/results and always provided that copyright symbol appears together as follows below.

© DORNA WSBK ORGANIZATION Srl 2020



Yamaha Finance Australian Round, 28 February - 1 March 2020 Chronological Analysis Free Practice 1st Session

Phillip Island 4.445 m

2 / 2

10° 64 F. CARICASULO (1'44.938)

Lap	Seg.1	Seg.2	Seg.3	Seg.4	Lap Time	km/h	Local Time
1					10:35'23.909		
2	47.545	36.949	24.469	32.105	2'21.068P		10:37'44.977
3	27.652	33.643	22.450	30.392	1'54.137	255,9	10:39'39.114
4	27.183	33.379	22.270	29.969	1'52.801	270,0	10:41'31.915
5	27.771	33.764	22.537	29.742	1'53.814	258,4	10:43'25.729
6	26.911	32.123	21.319	29.648	1'50.001	268,0	10:45'15.730
7	26.506	33.025	22.139	29.373	1'51.043	270,7	10:47'06.773
8	26.012	31.915	21.364	29.688	1'48.979	282,7	10:48'55.752
9	25.963	31.424	21.097	29.278	1'47.762	276,9	10:50'43.514
10	25.452	31.280	21.144	28.991	1'46.867	288,8	10:52'30.381
11	25.451	31.137	21.181	28.942	1'46.711	277,6	10:54'17.092
12	25.595	35.985	21.367	7'20.262	8'43.209P	276,2	11:03'00.301
13	49.711	36.808	21.778	29.753	2'18.050P		11:05'18.351
14	25.432	31.040	21.117	29.332	1'46.921	273,4	11:07'05.272
15	25.430	30.960	20.767	29.156	1'46.313	273,4	11:08'51.585
16	24.920	30.867	20.778	28.845	1'45.410	295,1	11:10'36.995
17	24.746	30.828	20.758	28.865	1'45.197	295,9	11:12'22.192
18	24.979	30.584	20.732	28.643	1'44.938	295,9	11:14'07.130
19	25.066	30.773	21.168	28.487	1'45.494	297,5	11:15'52.624

8	25.785	31.095	20.500	29.148	1'46.528	288,8	10:50'44.928
9	25.614	30.906	20.629	28.919	1'46.068	289,5	10:52'30.996
10	25.578	31.040	20.776	29.186	1'46.580	279,8	10:54'17.576
11	27.261	31.294	20.620	29.075	1'48.250	279,1	10:56'05.826
12	25.481	30.767	20.291	28.897	1'45.436	291,1	10:57'51.262
13	25.579	30.603	20.405	28.969	1'45.556	295,1	10:59'36.818
14	25.419	30.637	20.341	29.034	1'45.431	288,0	11:01'22.249
15	25.443	30.629	20.375	29.152	1'45.599	295,9	11:03'07.848
16	28.878	35.572	22.755	8'07.366	9'34.571P	289,5	11:12'42.419
17	38.824	31.601	20.767	29.235	2'00.427P		11:14'42.846
18	25.627	30.743	20.571	28.927	1'45.868	291,1	11:16'28.714
19	25.267	30.856	20.492	28.676	1'45.291	297,5	11:18'14.005
20	29.166	38.844	25.680	29.185	2'02.875	297,5	11:20'16.880

14° 7 C. DAVIES

Lap	Seg.1	Seg.2	Seg.3	Seg.4	Lap Time	km/h	Local Time
1							11:18'01.835

11° 13 T. TAKAHASHI (1'45.009)

Lap	Seg.1	Seg.2	Seg.3	Seg.4	Lap Time	km/h	Local Time
1					10:42'15.174		
2	47.126	36.635	24.056	32.513	2'20.330P		10:44'35.504
3	27.937			6'50.836	11'08.191P	260,2	10:55'43.695
4	42.771	36.360	22.314	30.838	2'12.283P		10:57'55.978
5	26.107	31.768	20.908	30.706	1'49.489	282,7	10:59'45.467
6	26.182	31.493	21.119	29.683	1'48.477	275,5	11:01'33.944
7	25.630	31.133	20.712	29.511	1'46.986	283,5	11:03'20.930
8	25.637	31.132	20.829	29.361	1'46.959	283,5	11:05'07.889
9	25.377	30.756	20.813	29.339	1'46.285	288,8	11:06'54.174
10	26.099	31.652	20.972	4'15.609	5'34.332P	268,7	11:12'28.506
11	40.988	31.804	20.999	29.705	2'03.496P		11:14'32.002
12	25.529	30.848	20.590	29.424	1'46.391	289,5	11:16'18.393
13	25.278	30.665	20.546	29.085	1'45.574	289,5	11:18'03.967
14	25.163	30.610	20.423	29.074	1'45.270	293,5	11:19'49.237
15	25.241	30.396	20.530	28.842	1'45.009	288,8	11:21'34.246

12° 50 E. LAVERTY (1'45.169)

Lap	Seg.1	Seg.2	Seg.3	Seg.4	Lap Time	km/h	Local Time
1					10:42'11.554		
2	46.862	34.734	22.702	30.683	2'14.981P		10:44'26.535
3	26.317	32.819	21.655	30.345	1'51.136	286,5	10:46'17.671
4	26.087	32.213	21.415	29.733	1'49.448	288,8	10:48'07.119
5	25.528	31.185	20.562	29.128	1'46.403	290,3	10:49'53.522
6	24.986	30.987	20.657	29.086	1'45.716	299,2	10:51'39.238
7	26.211	33.105	22.039	18'28.997	19'50.352P	300,0	11:11'29.590
8	39.222	32.634	21.399	29.336	2'02.591P		11:13'32.181
9	25.095	30.794	20.581	28.699	1'45.169	298,3	11:15'17.350
10	25.125	31.172	20.974	29.085	1'46.356	298,3	11:17'03.706
11	25.091	31.208	20.782	28.954	1'46.035	300,8	11:18'49.741

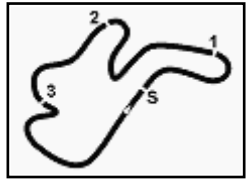
13° 12 X. FORES (1'45.291)

Lap	Seg.1	Seg.2	Seg.3	Seg.4	Lap Time	km/h	Local Time
1					10:37'38.066		
2	43.863	35.355	24.751	31.677	2'15.646P		10:39'53.712
3	27.515	32.846	21.423	29.801	1'51.585	277,6	10:41'45.297
4	27.161	32.043	21.073	29.726	1'50.003	273,4	10:43'35.300
5	26.392	31.496	20.675	29.594	1'48.157	273,4	10:45'23.457
6	26.185	31.600	20.615	29.291	1'47.691	273,4	10:47'11.148
7	25.948	31.289	20.622	29.393	1'47.252	289,5	10:48'58.400

28/02/2020 P = Pits In/Out - C = Lap Time Cancelled

These data/results cannot be reproduced, stored and/or transmitted in whole or in part by any manner of electronic, mechanical, photocopying, recording, broadcasting or otherwise now known or herein after developed without the previous express consent by the copyright owner, except for reproduction in daily press and regular printed publications on sale to the public within 60 days of the event related to those data/results and always provided that copyright symbol appears together as follows below.

© DORNA WSBK ORGANIZATION Srl 2020



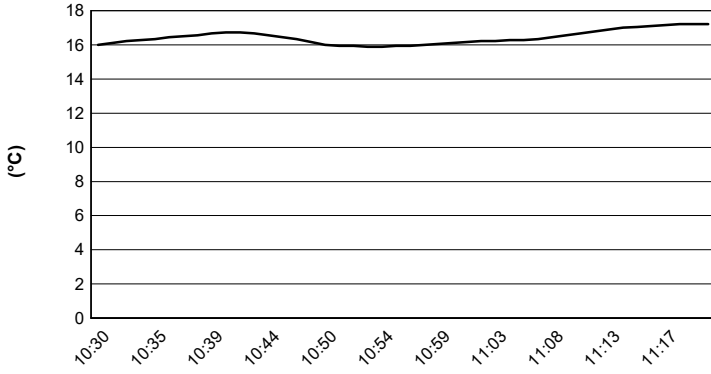
Phillip Island 4.445 m

Yamaha Finance Australian Round, 28 February - 1 March 2020

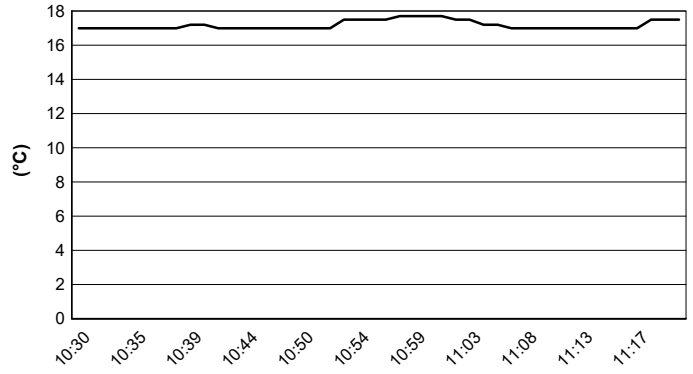
Weather Report Free Practice 1st Session

Session started 10:30 - Session ended 11:21

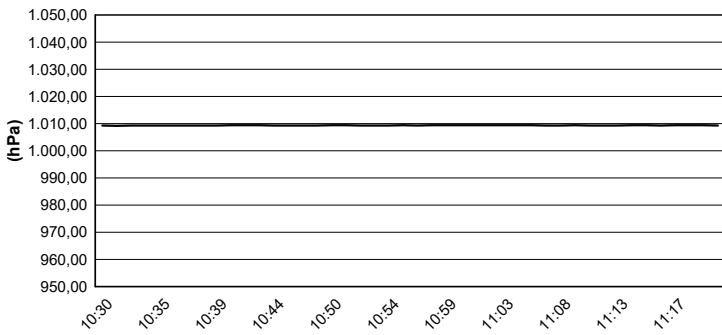
Air Temperature



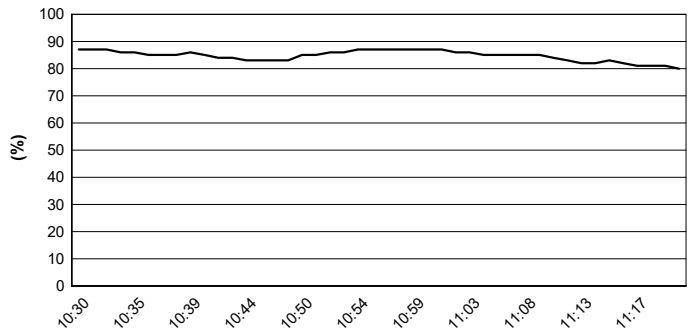
Track Temperature



Air Pressure



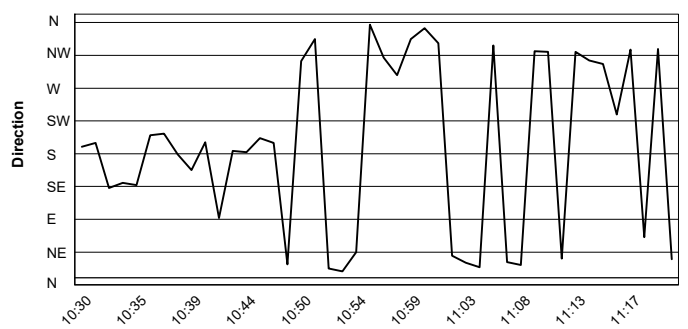
Humidity



Wind Speed



Wind Direction



28/02/2020

These data/results cannot be reproduced, stored and/or transmitted in whole or in part by any manner of electronic, mechanical, photocopying, recording, broadcasting or otherwise now known or herein after developed without the previous express consent by the copyright owner, except for reproduction in daily press and regular printed publications on sale to the public within 60 days of the event related to those data/results and always provided that copyright symbol appears together as follows below.

© DORNA WSBK ORGANIZATION Srl 2020