

Yamaha Finance Australian Round, 28 February - 1 March 2020

Results Free Practice 2nd Session

Phillip Island 4.445 m

1 / 2

No.	Rider	Nat	Team	Bike	Class	Time	Gap	Rel.	Laps	Speed	
										Avg	Max
1	45 S. REDDING	GBR	ARUBA.IT Racing - Ducati	Ducati Panigale V4 R		1'30.436			30	176,943	311,2
2	54 T. RAZGATLIOGLU	TUR	PATA YAMAHA WorldSBK Official Team	Yamaha YZF R1		1'30.854	0.418	0.418	24	176,129	312,1
3	60 M. VAN DER MARK	NED	PATA YAMAHA WorldSBK Official Team	Yamaha YZF R1		1'30.905	0.469	0.051	26	176,030	313,0
4	91 L. HASLAM	GBR	Team HRC	Honda CBR1000RR-R		1'30.936	0.500	0.031	24	175,970	316,7
5	76 L. BAZ	FRA	Ten Kate Racing Yamaha	Yamaha YZF R1	IND	1'30.973	0.537	0.037	17	175,898	304,2
6	1 J. REA	GBR	Kawasaki Racing Team WorldSBK	Kawasaki ZX-10RR		1'30.978	0.542	0.005	22	175,889	314,0
7	66 T. SYKES	GBR	BMW Motorrad WorldSBK Team	BMW S1000 RR		1'31.161	0.725	0.183	23	175,536	307,7
8	19 A. BAUTISTA	ESP	Team HRC	Honda CBR1000RR-R		1'31.201	0.765	0.040	23	175,459	318,6
9	21 M. RINALDI	ITA	Team GOELEVELN	Ducati Panigale V4 R	IND	1'31.213	0.777	0.012	14	175,436	312,1
10	12 X. FORES	ESP	Kawasaki Puccetti Racing	Kawasaki ZX-10RR	IND	1'31.265	0.829	0.052	21	175,336	308,6
11	22 A. LOWES	GBR	Kawasaki Racing Team WorldSBK	Kawasaki ZX-10RR		1'31.336	0.900	0.071	19	175,199	317,6
12	11 S. CORTESE	GER	OUTDO Kawasaki TPR	Kawasaki ZX-10RR	IND	1'31.397	0.961	0.061	18	175,082	305,1
13	7 C. DAVIES	GBR	ARUBA.IT Racing - Ducati	Ducati Panigale V4 R		1'31.478	1.042	0.081	24	174,927	319,5
14	50 E. LAVERTY	IRL	BMW Motorrad WorldSBK Team	BMW S1000 RR		1'31.747	1.311	0.269	22	174,414	311,2
15	31 G. GERLOFF	USA	GRT Yamaha WorldSBK Junior Team	Yamaha YZF R1	IND	1'31.898	1.462	0.151	25	174,128	313,0
16	64 F. CARICASULO	ITA	GRT Yamaha WorldSBK Junior Team	Yamaha YZF R1	IND	1'32.008	1.572	0.110	23	173,920	309,5
17	77 M. SCHEIB	CHI	ORELAC Racing VERDNATURA	Kawasaki ZX-10RR	IND	1'32.030	1.594	0.022	17	173,878	305,9
18	2 L. CAMIER	GBR	Barni Racing Team	Ducati Panigale V4 R	IND	1'32.649	2.213	0.619	13	172,716	312,1
19	13 T. TAKAHASHI	JPN	MIE Racing Althea HONDA Team	Honda CBR1000RR-R	IND	1'34.995	4.559	2.346	19	168,451	300,8

Qualifying Lap Time (107% of 1'30.436): 1'36.768

AIR	Humidity:	68%	Temp:	19°C
TRACK	Condition:	Dry	Temp:	29°C

Records	Pole (SP)	2019 J.Rea	1'29.413	178,970	Km/h
	Race (SPRC)	2019 J.Rea	1'30.075	177,650	Km/h
	All Times (SP)	2019 J.Rea	1'29.413	178,970	Km/h

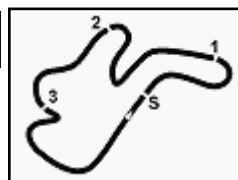
Start	End
28/02/2020 15:00	15:56

The results are provisional until the end of the time limit for protests and appeals and the completion of the technical checks.

These data/results cannot be reproduced, stored and/or transmitted in whole or in part by any manner of electronic, mechanical, photocopying, recording, broadcasting or otherwise now known or herein after developed without the previous express consent by the copyright owner, except for reproduction in daily press and regular printed publications on sale to the public within 60 days of the event related to those data/results and always provided that copyright symbol appears together as follows below.

© DORNA WSBK ORGANIZATION Srl 2020





Yamaha Finance Australian Round, 28 February - 1 March 2020

Results Free Practice 2nd Session

Session Highlights

Local Time	No. Rider	Description
15.00.00		Start
15.00.03		WorldSBK Pit Intervention Time: 1min 3secs
15.01.58	21 M. RINALDI	Technical Problem - Turn 6
15.04.28	7 C. DAVIES	On Asphalt - Turn 1
15.04.41	7 C. DAVIES	Re-joined
15.10.13		RED FLAG
15.15.00		Session Restart
15.46.21	60 M. VAN DER MARK	On the Gravel - Re-Joined - Turn 10
15.47.59	31 G. GERLOFF	On Asphalt - Re-Joined - Turn 4
15.50.32		WorldSSP FP2 Pit Lane Will Open at 16.05
15.55.12	64 F. CARICASULO	On the Gravel - Re-Joined - Turn 10
15.56.52		End Of Session

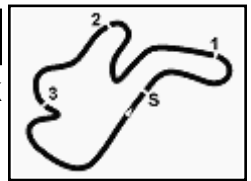
Fastest Laps Sequence

No.	Rider	Nat	Team	Bike	Local Time	Time	Gap	Avg
76	L. BAZ	FRA	Ten Kate Racing Yamaha	Yamaha YZF R1	15:03'21.019	1'31.589		174,715
22	A. LOWES	GBR	Kawasaki Racing Team WorldSBK	Kawasaki ZX-10RR	15:03'21.139	1'31.336	-0.253	175,199
91	L. HASLAM	GBR	Team HRC	Honda CBR1000RR-R	15:05'38.386	1'30.936	-0.400	175,970
45	S. REDDING	GBR	ARUBA.IT Racing - Ducati	Ducati Panigale V4 R	15:52'47.104	1'30.436	-0.500	176,943

28/02/2020 Start End The results are provisional until the end of the time limit for protests and appeals and the completion of the technical checks.

These data/results cannot be reproduced, stored and/or transmitted in whole or in part by any manner of electronic, mechanical, photocopying, recording, broadcasting or otherwise now known or herein after developed without the previous express consent by the copyright owner, except for reproduction in daily press and regular printed publications on sale to the public within 60 days of the event related to those data/results and always provided that copyright symbol appears together as follows below.

© DORNA WSBK ORGANIZATION Srl 2020



Phillip Island 4.445 m

Yamaha Finance Australian Round, 28 February - 1 March 2020 Free Practices Combined Results after FP2

No.	Rider	Nat	Team	Bike	Class	FP1	FP2	FP3	Time	Gap	Rel.	Avg	LL
1	45 S. REDDING	GBR	ARUBA.IT Racing - Ducati	Ducati Panigale V4 R		1'41.195	1'30.436		1'30.436			176,943	39
2	54 T. RAZGATLIOGLU	TUR	PATA YAMAHA WorldSBK Official Team	Yamaha YZF R1			1'30.854		1'30.854	0.418	0.418	176,129	24
3	60 M. VAN DER MARK	NED	PATA YAMAHA WorldSBK Official Team	Yamaha YZF R1			1'30.905		1'30.905	0.469	0.051	176,030	26
4	91 L. HASLAM	GBR	Team HRC	Honda CBR1000RR-R		1'42.268	1'30.936		1'30.936	0.500	0.031	175,970	35
5	76 L. BAZ	FRA	Ten Kate Racing Yamaha	Yamaha YZF R1	IND	1'42.204	1'30.973		1'30.973	0.537	0.037	175,898	27
6	1 J. REA	GBR	Kawasaki Racing Team WorldSBK	Kawasaki ZX-10RR		1'43.323	1'30.978		1'30.978	0.542	0.005	175,889	26
7	66 T. SYKES	GBR	BMW Motorrad WorldSBK Team	BMW S1000 RR		1'43.290	1'31.161		1'31.161	0.725	0.183	175,536	26
8	19 A. BAUTISTA	ESP	Team HRC	Honda CBR1000RR-R		1'43.807	1'31.201		1'31.201	0.765	0.040	175,459	42
9	21 M. RINALDI	ITA	Team GOELEVELN	Ducati Panigale V4 R	IND		1'31.213		1'31.213	0.777	0.012	175,436	14
10	12 X. FORES	ESP	Kawasaki Puccetti Racing	Kawasaki ZX-10RR	IND	1'45.291	1'31.265		1'31.265	0.829	0.052	175,336	40
11	22 A. LOWES	GBR	Kawasaki Racing Team WorldSBK	Kawasaki ZX-10RR		1'42.538	1'31.336		1'31.336	0.900	0.071	175,199	26
12	11 S. CORTESE	GER	OUTDO Kawasaki TPR	Kawasaki ZX-10RR	IND		1'31.397		1'31.397	0.961	0.061	175,082	18
13	7 C. DAVIES	GBR	ARUBA.IT Racing - Ducati	Ducati Panigale V4 R			1'31.478		1'31.478	1.042	0.081	174,927	24
14	50 E. LAVERTY	IRL	BMW Motorrad WorldSBK Team	BMW S1000 RR		1'45.169	1'31.747		1'31.747	1.311	0.269	174,414	32
15	31 G. GERLOFF	USA	GRT Yamaha WorldSBK Junior Team	Yamaha YZF R1	IND	1'43.740	1'31.898		1'31.898	1.462	0.151	174,128	37
16	64 F. CARICASULO	ITA	GRT Yamaha WorldSBK Junior Team	Yamaha YZF R1	IND	1'44.938	1'32.008		1'32.008	1.572	0.110	173,920	41
17	77 M. SCHEIB	CHI	ORELAC Racing VERDNATURA	Kawasaki ZX-10RR	IND	1'44.235	1'32.030		1'32.030	1.594	0.022	173,878	30
18	2 L. CAMIER	GBR	Barni Racing Team	Ducati Panigale V4 R	IND		1'32.649		1'32.649	2.213	0.619	172,716	13
19	13 T. TAKAHASHI	JPN	MIE Racing Althea HONDA Team	Honda CBR1000RR-R	IND	1'45.009	1'34.995		1'34.995	4.559	2.346	168,451	33

28/02/2020

These data/results cannot be reproduced, stored and/or transmitted in whole or in part by any manner of electronic, mechanical, photocopying, recording, broadcasting or otherwise now known or herein after developed without the previous express consent by the copyright owner, except for reproduction in daily press and regular printed publications on sale to the public within 60 days of the event related to those data/results and always provided that copyright symbol appears together as follows below.

© DORNA WSBK ORGANIZATION Srl 2020

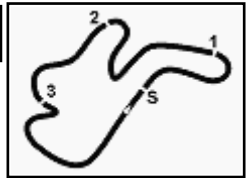
PIRELLI PERUGIA TIMING



Official Tyre Supplier



Official Timekeeper



Yamaha Finance Australian Round, 28 February - 1 March 2020

Best Sectors & Speed Free Practice 2nd Session

BEST LAP			
1	45 S. REDDING	Ducati Panigale V4 R	1'30.436
2	54 T. RAZGATLIOGLU	Yamaha YZF R1	1'30.854
3	60 M. VAN DER MARK	Yamaha YZF R1	1'30.905
4	91 L. HASLAM	Honda CBR1000RR-R	1'30.936
5	76 L. BAZ	Yamaha YZF R1	1'30.973
6	1 J. REA	Kawasaki ZX-10RR	1'30.978
7	66 T. SYKES	BMW S1000 RR	1'31.161
8	19 A. BAUTISTA	Honda CBR1000RR-R	1'31.201
9	21 M. RINALDI	Ducati Panigale V4 R	1'31.213
10	12 X. FORES	Kawasaki ZX-10RR	1'31.265
11	22 A. LOWES	Kawasaki ZX-10RR	1'31.336
12	11 S. CORTESE	Kawasaki ZX-10RR	1'31.397
13	7 C. DAVIES	Ducati Panigale V4 R	1'31.478
14	50 E. LAVERTY	BMW S1000 RR	1'31.747
15	31 G. GERLOFF	Yamaha YZF R1	1'31.898
16	64 F. CARICASULO	Yamaha YZF R1	1'32.008
17	77 M. SCHEIB	Kawasaki ZX-10RR	1'32.030
18	2 L. CAMIER	Ducati Panigale V4 R	1'32.649
19	13 T. TAKAHASHI	Honda CBR1000RR-R	1'34.995

SPEED			
1	7 C. DAVIES	Ducati Panigale V4 R	319,5
2	19 A. BAUTISTA	Honda CBR1000RR-R	318,6
3	22 A. LOWES	Kawasaki ZX-10RR	317,6
4	91 L. HASLAM	Honda CBR1000RR-R	316,7
5	1 J. REA	Kawasaki ZX-10RR	314,0
6	60 M. VAN DER MARK	Yamaha YZF R1	313,0
7	31 G. GERLOFF	Yamaha YZF R1	313,0
8	21 M. RINALDI	Ducati Panigale V4 R	312,1
9	2 L. CAMIER	Ducati Panigale V4 R	312,1
10	54 T. RAZGATLIOGLU	Yamaha YZF R1	312,1
11	50 E. LAVERTY	BMW S1000 RR	311,2
12	45 S. REDDING	Ducati Panigale V4 R	311,2
13	64 F. CARICASULO	Yamaha YZF R1	309,5
14	12 X. FORES	Kawasaki ZX-10RR	308,6
15	66 T. SYKES	BMW S1000 RR	307,7
16	77 M. SCHEIB	Kawasaki ZX-10RR	305,9
17	11 S. CORTESE	Kawasaki ZX-10RR	305,1
18	76 L. BAZ	Yamaha YZF R1	304,2
19	13 T. TAKAHASHI	Honda CBR1000RR-R	300,8

SEG. 1		SEG. 2		SEG. 3		SEG. 4		
1	60 M. VAN DER MARK	21.533	1	54 T. RAZGATLIOGLU	26.049	1	45 S. REDDING	25.148
2	76 L. BAZ	21.602	2	60 M. VAN DER MARK	26.123	2	91 L. HASLAM	25.398
3	91 L. HASLAM	21.611	3	45 S. REDDING	26.203	3	22 A. LOWES	25.443
4	11 S. CORTESE	21.665	4	76 L. BAZ	26.249	4	19 A. BAUTISTA	25.443
5	54 T. RAZGATLIOGLU	21.676	5	1 J. REA	26.293	5	12 X. FORES	25.454
6	1 J. REA	21.677	6	66 T. SYKES	26.312	6	64 F. CARICASULO	25.455
7	45 S. REDDING	21.732	7	91 L. HASLAM	26.322	7	21 M. RINALDI	25.457
8	22 A. LOWES	21.756	8	21 M. RINALDI	26.355	8	66 T. SYKES	25.496
9	19 A. BAUTISTA	21.787	9	7 C. DAVIES	26.393	9	60 M. VAN DER MARK	25.519
10	64 F. CARICASULO	21.823	10	12 X. FORES	26.400	10	50 E. LAVERTY	25.524
11	21 M. RINALDI	21.829	11	19 A. BAUTISTA	26.433	11	77 M. SCHEIB	25.526
12	12 X. FORES	21.831	12	22 A. LOWES	26.438	12	1 J. REA	25.528
13	66 T. SYKES	21.856	13	50 E. LAVERTY	26.440	13	7 C. DAVIES	25.537
14	7 C. DAVIES	21.908	14	31 G. GERLOFF	26.512	14	11 S. CORTESE	25.539
15	31 G. GERLOFF	21.916	15	11 S. CORTESE	26.584	15	54 T. RAZGATLIOGLU	25.543
16	50 E. LAVERTY	21.932	16	77 M. SCHEIB	26.644	16	76 L. BAZ	25.684
17	77 M. SCHEIB	22.151	17	2 L. CAMIER	26.712	17	31 G. GERLOFF	25.719
18	2 L. CAMIER	22.228	18	64 F. CARICASULO	26.715	18	2 L. CAMIER	25.852
19	13 T. TAKAHASHI	22.687	19	13 T. TAKAHASHI	27.394	19	13 T. TAKAHASHI	26.442

28/02/2020

These data/results cannot be reproduced, stored and/or transmitted in whole or in part by any manner of electronic, mechanical, photocopying, recording, broadcasting or otherwise now known or herein after developed without the previous express consent by the copyright owner, except for reproduction in daily press and regular printed publications on sale to the public within 60 days of the event related to those data/results and always provided that copyright symbol appears together as follows below.

© DORNA WSBK ORGANIZATION Srl 2020

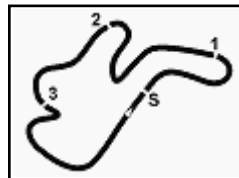
FICR PERUGIA TIMING



Official Tyre Supplier



Official Timekeeper



Phillip Island 4.445 m

Yamaha Finance Australian Round, 28 February - 1 March 2020

Ideal Times Free Practice 2nd Session

No.	Rider	Nat	Bike	Seg. 1	Seg. 2	Seg. 3	Seg. 4	Ideal Time		
				Diff. 1	Diff. 2	Diff. 3	Diff. 4	Best Lap	Pos.	Diff.
1	45 S. REDDING	GBR	Ducati Panigale V4 R	21.732 +0.049	26.203	17.304	25.148	1'30.387	1	0.049
2	60 M. VAN DER MARK	NED	Yamaha YZF R1	21.533	26.123	17.362 +0.095	25.519 +0.273	1'30.537	3	0.368
3	54 T. RAZGATLIOGLU	TUR	Yamaha YZF R1	21.676 +0.055	26.049 +0.074	17.388	25.543 +0.069	1'30.656	2	0.198
4	91 L. HASLAM	GBR	Honda CBR1000RR-R	21.611	26.322 +0.150	17.455	25.398	1'30.786	4	0.150
5	1 J. REA	GBR	Kawasaki ZX-10RR	21.677	26.293	17.360	25.528 +0.120	1'30.858	6	0.120
6	76 L. BAZ	FRA	Yamaha YZF R1	21.602 +0.064	26.249	17.366 +0.008	25.684	1'30.901	5	0.072
7	66 T. SYKES	GBR	BMW S1000 RR	21.856 +0.014	26.312	17.335 +0.085	25.496 +0.063	1'30.999	7	0.162
8	21 M. RINALDI	ITA	Ducati Panigale V4 R	21.829	26.355 +0.099	17.469 +0.004	25.457	1'31.110	9	0.103
9	19 A. BAUTISTA	ESP	Honda CBR1000RR-R	21.787	26.433	17.458 +0.080	25.443	1'31.121	8	0.080
10	12 X. FORES	ESP	Kawasaki ZX-10RR	21.831 +0.034	26.400	17.458	25.454 +0.088	1'31.143	10	0.122
11	22 A. LOWES	GBR	Kawasaki ZX-10RR	21.756	26.438	17.529 +0.066	25.443 +0.104	1'31.166	11	0.170
12	11 S. CORTESE	GER	Kawasaki ZX-10RR	21.665	26.584	17.563 +0.046	25.539	1'31.351	12	0.046
13	7 C. DAVIES	GBR	Ducati Panigale V4 R	21.908 +0.030	26.393	17.585 +0.025	25.537	1'31.423	13	0.055
14	50 E. LAVERTY	IRL	BMW S1000 RR	21.932 +0.020	26.440 +0.043	17.652 +0.050	25.524 +0.086	1'31.548	14	0.199
15	64 F. CARICASULO	ITA	Yamaha YZF R1	21.823 +0.194	26.715 +0.016	17.557 +0.169	25.455 +0.079	1'31.550	16	0.458
16	31 G. GERLOFF	USA	Yamaha YZF R1	21.916 +0.109	26.512 +0.100	17.505	25.719 +0.037	1'31.652	15	0.246
17	77 M. SCHEIB	CHI	Kawasaki ZX-10RR	22.151 +0.001	26.644	17.596 +0.022	25.526 +0.090	1'31.917	17	0.113
18	2 L. CAMIER	GBR	Ducati Panigale V4 R	22.228 +0.021	26.712	17.836	25.852	1'32.628	18	0.021
19	13 T. TAKAHASHI	JPN	Honda CBR1000RR-R	22.687	27.394 +0.125	18.202 +0.138	26.442 +0.007	1'34.725	19	0.270
Overall Ideal Time				21.533	26.049	17.304	25.148	1'30.034		

28/02/2020

These data/results cannot be reproduced, stored and/or transmitted in whole or in part by any manner of electronic, mechanical, photocopying, recording, broadcasting or otherwise now known or herein after developed without the previous express consent by the copyright owner, except for reproduction in daily press and regular printed publications on sale to the public within 60 days of the event related to those data/results and always provided that copyright symbol appears together as follows below.

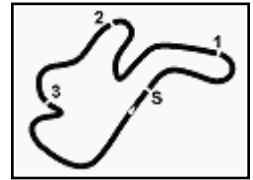
© DORNA WSBK ORGANIZATION Srl 2020

FICR PERUGIA TIMING


Official Tyre Supplier



Official Timekeeper



Yamaha Finance Australian Round, 28 February - 1 March 2020 Chronological Analysis Free Practice 2nd Session

Phillip Island 4.445 m

1 / 4

1° 45 S. REDDING (1'30.436)								3° 60 M. VAN DER MARK (1'30.905)							
Lap	Seg.1	Seg.2	Seg.3	Seg.4	Lap Time	km/h	Local Time	Lap	Seg.1	Seg.2	Seg.3	Seg.4	Lap Time	km/h	Local Time
1							15:00'10.088	1							15:00'00.802
2	34.758	28.057	18.680	32.045	1'53.540P		15:02'03.628	2	36.437	30.288	20.360	25.720	1'52.805P		15:01'53.607
3	22.618	27.093	17.864	25.838	1'33.413	298,3	15:03'37.041	3	21.699	26.343	17.362	25.962	1'31.366	313,0	15:03'24.973
4	22.018	26.722	17.681	25.638	1'32.059	308,6	15:05'09.100	4	21.886	26.535	17.385	25.559	1'31.365	311,2	15:04'56.338
5	21.948	26.551	17.656	25.665	1'31.820	308,6	15:06'40.920	5	21.649	26.491	17.530	25.612	1'31.282	308,6	15:06'27.620
6	21.835	26.433	17.565	25.799	1'31.632	309,5	15:08'12.552	6	21.785	26.665	17.860	7'50.533	8'56.843P	308,6	15:15'24.463
7	21.926	26.524	17.517	25.550	1'31.517	309,5	15:09'44.069	7	32.211	26.879	17.669	25.726	1'42.485P		15:17'06.948
8	24.772	30.277	19.631	5'22.380	6'37.060P	293,5	15:16'21.129	8	21.729	26.462	17.489	25.661	1'31.341	308,6	15:18'38.289
9	34.029	28.073	18.136	25.935	1'46.173P		15:18'07.302	9	21.785	26.504	17.585	25.732	1'31.606	307,7	15:20'09.895
10	22.040	26.547	17.535	25.574	1'31.696	308,6	15:19'38.998	10	21.729	26.568	17.510	25.808	1'31.615	308,6	15:21'41.510
11	21.881	26.480	17.571	25.612	1'31.544	310,3	15:21'10.542	11	21.895	26.547	17.702	25.821	1'31.965	306,8	15:23'13.475
12	21.837	26.431	17.567	25.772	1'31.607	310,3	15:22'42.149	12	21.777	26.569	17.613	25.801	1'31.760	306,8	15:24'45.235
13	21.965	26.811	17.629	25.737	1'32.142	311,2	15:24'14.291	13	21.839	26.677	17.629	25.831	1'31.976	305,9	15:26'17.211
14	22.039	27.713	18.607	25.977	1'34.336	306,8	15:25'48.627	14	21.758	26.614	17.548	25.907	1'31.827	307,7	15:27'49.038
15	22.080	26.658	17.689	25.724	1'32.151	309,5	15:27'20.778	15	21.879	26.657	17.617	26.108	1'32.261	306,8	15:29'21.299
16	22.023	26.649	17.619	25.871	1'32.162	306,8	15:28'52.940	16	21.885	26.666	17.688	25.808	1'32.047	306,8	15:30'53.346
17	22.016	26.627	17.773	25.834	1'32.250	306,8	15:30'25.190	17	21.928	26.812	17.684	25.986	1'32.410	307,7	15:32'25.756
18	22.042	26.598	17.615	25.681	1'31.936	309,5	15:31'57.126	18	22.964	27.247	18.443	6'17.307	7'25.961P	308,6	15:39'51.717
19	22.063	26.607	17.628	25.762	1'32.060	309,5	15:33'29.186	19	33.456	27.036	17.819	25.784	1'44.095P		15:41'35.812
20	22.040	31.505	18.539	26.854	1'38.938	307,7	15:35'08.124	20	21.706	26.485	17.574	25.744	1'31.509	307,7	15:43'07.321
21	22.037	26.516	17.568	25.673	1'31.794	307,7	15:36'39.918	21	21.760	26.657	17.773	25.850	1'32.040	310,3	15:44'39.361
22	21.963	26.466	17.548	25.696	1'31.673	311,2	15:38'11.591	22	21.964	26.716	18.964	30.638	1'38.282	309,5	15:46'17.643
23	21.939	26.643	17.583	25.729	1'31.894	309,5	15:39'43.485	23	22.105	26.586	17.680	26.013	1'32.384	308,6	15:47'50.027
24	22.041	26.658	17.660	25.720	1'32.079	307,7	15:41'15.564	24	22.066	26.720	17.795	1'34.823	2'41.404P	307,7	15:50'31.431
25	22.043	26.698	17.617	25.818	1'32.176	308,6	15:42'47.740	25	34.034	26.858	17.646	25.519	1'44.057P		15:52'15.488
26	21.983	26.579	17.668	25.728	1'31.958	310,3	15:44'19.698	26	21.533	26.123	17.457	25.792	1'30.905	310,3	15:53'46.393
27	24.389	27.978	18.359	4'00.030	5'10.756P	309,5	15:49'30.454	27	21.623	26.353	17.448	25.604	1'31.028	306,8	15:55'17.421
28	34.847	27.101	18.416	25.850	1'46.214P		15:51'16.668								
29	21.781	26.203	17.304	25.148	1'30.436	309,5	15:52'47.104								
30	21.732	26.264	17.332	25.368	1'30.696	311,2	15:54'17.800								
31	21.772	26.287	17.367	25.553	1'30.979	310,3	15:55'48.779								

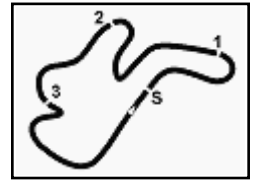
4° 91 L. HASLAM (1'30.936)							
Lap	Seg.1	Seg.2	Seg.3	Seg.4	Lap Time	km/h	Local Time
1							15:00'32.163
2	36.270	35.858	19.107	28.535	1'59.770P		15:02'31.933
3	23.053	28.881	17.877	25.706	1'35.517	312,1	15:04'07.450
4	21.611	26.472	17.455	25.398	1'30.936	316,7	15:05'38.386
5	22.134	26.566	17.606	25.643	1'31.949	300,8	15:07'10.335
6	22.821	26.872	17.611	25.774	1'33.078	305,1	15:08'43.413
7	21.786	27.408	18.104	26.529	1'33.827C	313,0	15:10'17.240
8	25.411	32.875	19.848	5'58.341	7'16.475P	307,7	15:17'33.715
9	34.742	28.194	18.147	26.416	1'47.499P		15:19'21.214
10	21.776	26.322	17.589	25.636	1'31.323	310,3	15:20'52.537
11	22.096	26.938	18.001	26.221	1'33.256	312,1	15:22'25.793
12	21.777	26.414	17.608	25.797	1'31.596	311,2	15:23'57.389
13	21.828	26.504	17.517	25.762	1'31.611	310,3	15:25'29.000
14	21.881	26.695	17.599	25.731	1'31.906	310,3	15:27'00.906
15	23.296	28.504	18.154	26.173	1'36.127	312,1	15:28'37.033
16	21.861	26.570	17.583	25.663	1'31.677	313,0	15:30'08.710
17	22.153	28.680	18.634	8'26.767	9'36.234P	311,2	15:39'44.944
18	34.724	27.609	17.903	26.186	1'46.422P		15:41'31.366
19	21.828	26.561	17.568	25.687	1'31.644	312,1	15:43'03.010
20	21.854	26.558	17.744	25.857	1'32.013	314,0	15:44'35.023
21	21.932	26.854	17.703	25.909	1'32.398	311,2	15:46'07.421
22	22.224	27.569	18.348	3'28.094	4'36.235P	312,1	15:50'43.656
23	36.359	28.917	20.465	27.072	1'52.813P		15:52'36.469
24	21.892	26.502	17.636	25.620	1'31.650	313,0	15:54'08.119
25	21.789	26.526	17.610	25.592	1'31.517	313,0	15:55'39.636

5° 76 L. BAZ (1'30.973)							
Lap	Seg.1	Seg.2	Seg.3	Seg.4	Lap Time	km/h	Local Time
1							15:00'03.247
2	34.791	27.069	18.100	26.223	1'46.183P		15:01'49.430
3	21.772	26.302	17.652	25.863	1'31.589	302,5	15:03'21.019

28/02/2020 P = Pits In/Out - C = Lap Time Cancelled

These data/results cannot be reproduced, stored and/or transmitted in whole or in part by any manner of electronic, mechanical, photocopying, recording, broadcasting or otherwise now known or herein after developed without the previous express consent by the copyright owner, except for reproduction in daily press and regular printed publications on sale to the public within 60 days of the event related to those data/results and always provided that copyright symbol appears together as follows below.

© DORNA WSBK ORGANIZATION Srl 2020



Yamaha Finance Australian Round, 28 February - 1 March 2020 Chronological Analysis Free Practice 2nd Session

Phillip Island 4.445 m

2 / 4

4	21.799	26.422	17.536	25.988	1'31.745	298,3	15:04'52.764	20	23.131	27.829	18.337	4'43.741	5'53.038P	305,9	15:48'32.011
5	21.837	26.416	17.624	25.893	1'31.770	299,2	15:06'24.534	21	33.414	27.017	17.792	25.943	1'44.166P		15:50'16.177
6	21.914	29.979	18.362	27.055	1'37.310	302,5	15:08'01.844	22	21.911	26.333	17.335	25.616	1'31.195	305,9	15:51'47.372
7	21.843	26.430	17.607	25.905	1'31.785	304,2	15:09'33.629	23	21.870	26.312	17.420	25.559	1'31.161	305,9	15:53'18.533
8	22.046	31.498	22.970	29'18.309	30'34.823P	303,4	15:40'08.452	24	23.101	27.289	17.657	25.724	1'33.771	307,7	15:54'52.304
9	34.891	28.022	18.190	26.198	1'47.301P		15:41'55.753								
10	21.666	26.249	17.374	25.684	1'30.973	299,2	15:43'26.726								
11	21.744	26.399	17.516	25.832	1'31.491	301,7	15:44'58.217								
12	21.630	26.374	17.439	25.865	1'31.308	300,8	15:46'29.525								
13	21.727	26.280	17.468	25.792	1'31.267	300,8	15:48'00.792								
14	21.652	26.437	17.366	25.825	1'31.280	301,7	15:49'32.072								
15	21.681	26.271	17.405	25.769	1'31.126	300,8	15:51'03.198								
16	21.717	26.385	17.409	25.739	1'31.250	300,0	15:52'34.448								
17	24.403	26.860	17.570	26.109	1'34.942	300,0	15:54'09.390								
18	21.602	26.303	17.434	25.741	1'31.080	302,5	15:55'40.470								

8° 19 A. BAUTISTA (1'31.201)

Lap	Seg.1	Seg.2	Seg.3	Seg.4	Lap Time	km/h	Local Time
1							15:00'09.297
2	36.636	27.989	18.258	30.362	1'53.245P		15:02'02.542
3	22.374	26.911	17.656	25.673	1'32.614	314,0	15:03'35.156
4	22.438	29.734	17.870	25.579	1'35.621	314,0	15:05'10.777
5	22.050	26.753	17.884	25.791	1'32.478	315,8	15:06'43.255
6	22.996	26.873	17.664	25.702	1'33.235	318,6	15:08'16.490
7	22.068	26.794	17.646	25.853	1'32.361	317,6	15:09'48.851
8	22.197	29.113	19.691	8'57.942	10'08.943P	314,0	15:19'57.794
9	38.117	27.308	17.844	25.939	1'49.208P		15:21'47.002
10	22.101	26.538	17.557	25.750	1'31.946	315,8	15:23'18.948
11	21.992	26.495	17.602	25.751	1'31.840	315,8	15:24'50.788
12	22.139	26.711	17.629	25.854	1'32.333	316,7	15:26'23.121
13	22.160	26.853	17.772	26.087	1'32.872	314,9	15:27'55.993
14	22.047	26.711	17.791	25.944	1'32.493	316,7	15:29'28.486
15	22.030	26.650	17.797	25.840	1'32.317	314,9	15:31'00.803
16	23.104	28.579	19.125	10'03.264	11'14.072P	312,1	15:42'14.875
17	36.966	29.844	17.838	25.754	1'50.402P		15:44'05.277
18	21.836	26.547	17.530	25.454	1'31.367	317,6	15:45'36.644
19	21.787	26.433	17.538	25.443	1'31.201	318,6	15:47'07.845
20	22.497	26.937	17.651	26.703	1'33.788	317,6	15:48'41.633
21	22.109	31.151	17.911	29.608	1'40.779	311,2	15:50'22.412
22	21.867	26.539	17.458	25.534	1'31.398	317,6	15:51'53.810
23	21.883	26.438	17.575	25.903	1'31.799	318,6	15:53'25.609
24	21.953	26.653	17.650	25.642	1'31.898	316,7	15:54'57.507

9° 21 M. RINALDI (1'31.213)

Lap	Seg.1	Seg.2	Seg.3	Seg.4	Lap Time	km/h	Local Time
1							15:00'25.347
2	36.769				28'40.535P		15:29'05.882
3	35.041	29.807	18.871	1'15.038	2'38.757P		15:31'44.639
4	35.940	27.137	17.928	26.425	1'47.430P		15:33'32.069
5	22.072	26.686	17.627	25.816	1'32.201	305,1	15:35'04.270
6	22.021	26.585	17.595	25.513	1'31.714	305,1	15:36'35.984
7	21.937	26.456	17.469	25.758	1'31.620	308,6	15:38'07.604
8	21.961	27.077	19.145	3'32.198	4'40.381P	307,7	15:42'47.985
9	34.494	29.249	18.118	26.290	1'48.151P		15:44'36.136
10	21.976	26.515	17.604	25.694	1'31.789	308,6	15:46'07.925
11	21.903	30.132	20.464	30.748	1'43.247	310,3	15:47'51.172
12	21.858	26.355	17.494	25.640	1'31.347	310,3	15:49'22.519
13	22.273	27.770	18.246	1'29.269	2'37.558P	307,7	15:52'00.077
14	34.836	27.302	18.733	25.901	1'46.772P		15:53'46.849
15	21.829	26.454	17.473	25.457	1'31.213	312,1	15:55'18.062

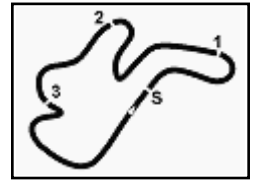
10° 12 X. FORES (1'31.265)

Lap	Seg.1	Seg.2	Seg.3	Seg.4	Lap Time	km/h	Local Time
1							15:00'04.082
2	34.491	27.562	20.275	30.493	1'52.821P		15:01'56.903
3	24.314	26.810	17.464	25.456	1'34.044	305,9	15:03'30.947
4	21.874	26.636	17.569	25.454	1'31.533	308,6	15:05'02.480
5	21.858	26.482	17.531	25.478	1'31.349	300,8	15:06'33.829
6	21.865	26.400	17.458	25.542	1'31.265	308,6	15:08'05.094
7	21.925	26.557	17.565	25.643	1'31.690	307,7	15:09'36.784
8	21.989	27.704	21.819	7'03.953	8'15.465P	306,8	15:17'52.249
9	34.878	29.694	18.320	25.827	1'48.719P		15:19'40.968
10	22.096	26.720	17.656	25.630	1'32.102	304,2	15:21'13.070

28/02/2020 P = Pits In/Out - C = Lap Time Cancelled

These data/results cannot be reproduced, stored and/or transmitted in whole or in part by any manner of electronic, mechanical, photocopying, recording, broadcasting or otherwise now known or herein after developed without the previous express consent by the copyright owner, except for reproduction in daily press and regular printed publications on sale to the public within 60 days of the event related to those data/results and always provided that copyright symbol appears together as follows below.

© DORNA WSBK ORGANIZATION Srl 2020



Yamaha Finance Australian Round, 28 February - 1 March 2020 Chronological Analysis Free Practice 2nd Session

Phillip Island 4.445 m

3 / 4

11	23.042	27.354	17.677	28.589	1'36.662	304,2	15:22'49.732	4	37.537	34.193	20.389	10'13.568	11'45.687P	274,8	15:15'46.084
12	22.138	26.725	17.687	25.698	1'32.248	305,1	15:24'21.980	5	33.493	27.504	18.170	25.923	1'45.090P		15:17'31.174
13	22.071	26.720	17.623	25.722	1'32.136	305,1	15:25'54.116	6	22.094	26.458	17.637	25.844	1'32.033	311,2	15:19'03.207
14	24.024	29.088	18.123	7'43.423	8'54.658P	303,4	15:34'48.774	7	22.087	26.900	17.764	25.897	1'32.648	313,0	15:20'35.855
15	35.443	29.904	17.866	25.833	1'49.046P		15:36'37.820	8	25.671	30.505	18.571	26.246	1'40.993	312,1	15:22'16.848
16	22.086	26.703	17.668	7'41.629	8'48.086P	306,8	15:45'25.906	9	22.022	26.540	17.739	25.841	1'32.142	313,0	15:23'48.990
17	34.709	26.881	17.637	25.639	1'44.866P		15:47'10.772	10	21.913	26.417	17.720	25.917	1'31.967	312,1	15:25'20.957
18	21.936	26.476	17.548	25.483	1'31.443	305,9	15:48'42.215	11	21.922	26.520	17.585	25.959	1'31.986	313,0	15:26'52.943
19	21.831	29.420	18.589	25.918	1'35.758	304,2	15:50'17.973	12	22.705	28.295	17.733	25.912	1'34.645	315,8	15:28'27.588
20	21.851	26.501	17.503	25.630	1'31.485	304,2	15:51'49.458	13	22.032	26.548	17.682	25.786	1'32.048	314,0	15:29'59.636
21	21.900	26.535	17.551	25.643	1'31.629	305,9	15:53'21.087	14	21.924	26.510	17.694	25.991	1'32.119	314,0	15:31'31.755
22	23.347	28.433	18.310	25.876	1'35.966	305,1	15:54'57.053	15	22.653	28.049	18.233	6'32.085	7'41.020P	315,8	15:39'12.775

11° 22 A. LOWES (1'31.336)

Lap	Seg.1	Seg.2	Seg.3	Seg.4	Lap Time	km/h	Local Time
1							15:00'05.125
2	33.587	27.266	18.120	25.705	1'44.678P		15:01'49.803
3	21.756	26.438	17.595	25.547	1'31.336	317,6	15:03'21.139
4	22.162	26.692	17.531	25.633	1'32.018	285,7	15:04'53.157
5	21.837	26.533	17.529	25.443	1'31.342	311,2	15:06'24.499
6	22.758	29.168	17.880	26.667	1'36.473	313,0	15:08'00.972
7	21.901	26.669	17.591	25.873	1'32.034	310,3	15:09'33.006
8	26.199	30.437	20.693	15'54.181	17'11.510P	311,2	15:26'44.516
9	37.262	27.371	18.029	26.167	1'48.829P		15:28'33.345
10	22.188	26.639	17.581	25.820	1'32.228	308,6	15:30'05.573
11	21.828	26.503	17.600	26.010	1'31.941	309,5	15:31'37.514
12	21.961	26.589	17.618	25.817	1'31.985	310,3	15:33'09.499
13	21.887	26.680	17.641	25.800	1'32.008	310,3	15:34'41.507
14	21.868	33.837	20.925	10'45.914	12'02.544P	310,3	15:46'44.051
15	35.290	28.179	18.075	26.162	1'47.706P		15:48'31.757
16	22.066	26.819	17.768	25.842	1'32.495	311,2	15:50'04.252
17	22.007	26.655	17.695	25.894	1'32.251	310,3	15:51'36.503
18	21.927	26.569	17.641	25.746	1'31.883	311,2	15:53'08.386
19	21.792	26.572	17.648	25.740	1'31.752	314,9	15:54'40.138
20	21.999	26.752	17.732	25.893	1'32.376	311,2	15:56'12.514

14° 50 E. LAVERTY (1'31.747)

Lap	Seg.1	Seg.2	Seg.3	Seg.4	Lap Time	km/h	Local Time
1							15:00'03.490
2	33.570	27.495	18.043	25.703	1'44.811P		15:01'48.301
3	22.117	27.867	18.126	26.300	1'34.410	307,7	15:03'22.711
4	21.932	26.552	17.727	25.596	1'31.807	309,5	15:04'54.518
5	21.952	26.483	17.702	25.610	1'31.747	308,6	15:06'26.265
6	22.088	26.647	17.726	25.818	1'32.279	308,6	15:07'58.544
7	24.047	29.361	17.908	10'12.075	11'23.391P	307,7	15:19'21.935
8	40.727	29.309	18.478	26.438	1'54.952P		15:21'16.887
9	21.964	26.549	17.652	25.640	1'31.805	305,9	15:22'48.692
10	21.965	26.440	17.766	25.713	1'31.884	308,6	15:24'20.576
11	22.046	26.580	17.702	25.804	1'32.132	308,6	15:25'52.708
12	22.083	26.685	17.817	25.752	1'32.337	310,3	15:27'25.045
13	23.915	27.995	18.232	9'26.849	10'36.991P	306,8	15:38'02.036
14	51.355	35.370	20.603	1'10.896	2'58.224P		15:41'00.260
15	34.535	28.294	19.209	26.888	1'48.926P		15:42'49.186
16	22.026	26.612	17.673	25.524	1'31.835	309,5	15:44'21.021
17	22.008	26.467	17.717	25.629	1'31.821	311,2	15:45'52.842
18	22.067	26.622	17.745	25.711	1'32.145	309,5	15:47'24.987
19	22.129	26.627	17.862	25.733	1'32.351	307,7	15:48'57.338
20	22.136	26.766	17.790	25.828	1'32.520	307,7	15:50'29.858
21	22.228	26.803	17.881	25.835	1'32.747	306,8	15:52'02.605
22	22.113	26.781	17.954	25.814	1'32.662	308,6	15:53'35.267
23	22.237	26.742	18.028	25.828	1'32.835	309,5	15:55'08.102

12° 11 S. CORTESE (1'31.397)

Lap	Seg.1	Seg.2	Seg.3	Seg.4	Lap Time	km/h	Local Time
1							15:00'05.268
2	34.952	27.936	18.818	30.948	1'52.654P		15:01'57.922
3	22.295	27.368	17.826	25.844	1'33.333	300,8	15:03'31.255
4	22.072	26.805	17.632	25.588	1'32.097	305,1	15:05'03.352
5	21.915	26.607	17.563	25.579	1'31.664	305,1	15:06'35.016
6	21.840	26.659	17.589	25.682	1'31.770	304,2	15:08'06.786
7	21.781	26.705	17.617	25.701	1'31.804	303,4	15:09'38.590
8	24.186	31.706	21.720	14'37.659	15'55.271P	303,4	15:25'33.861
9	42.364	32.943	18.477	26.476	2'00.260P		15:27'34.121
10	22.284	26.916	17.896	25.955	1'33.051	296,7	15:29'07.172
11	22.085	27.035	17.780	25.799	1'32.699	299,2	15:30'39.871
12	22.049	26.818	17.793	25.759	1'32.419	300,0	15:32'12.290
13	22.105	26.912	17.848	25.872	1'32.737	300,8	15:33'45.027
14	23.128	28.357	18.865	9'26.590	10'36.940P	300,0	15:44'21.967
15	37.701	28.562	18.605	32.152	1'57.020P		15:46'18.987
16	22.260	27.358	18.399	2'54.475	4'02.492P	300,0	15:50'21.479
17	34.211	27.445	18.077	25.823	1'45.556P		15:52'07.035
18	21.665	26.584	17.609	25.539	1'31.397	303,4	15:53'38.432
19	21.823	26.588	17.609	25.697	1'31.717	302,5	15:55'10.149

13° 7 C. DAVIES (1'31.478)

Lap	Seg.1	Seg.2	Seg.3	Seg.4	Lap Time	km/h	Local Time
1							15:00'32.416
2	35.395	33.065	18.703	26.870	1'54.033P		15:02'26.449
3	22.772	27.093	17.952	26.131	1'33.948	310,3	15:04'00.397

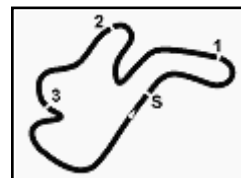
15° 31 G. GERLOFF (1'31.898)

Lap	Seg.1	Seg.2	Seg.3	Seg.4	Lap Time	km/h	Local Time
1							15:00'05.897
2	34.795	27.934	18.381	26.260	1'47.370P		15:01'53.267
3	22.229	26.800	17.592	25.945	1'32.566	306,8	15:03'25.833
4	22.025	26.612	17.505	25.756	1'31.898	308,6	15:04'57.731
5	21.954	27.106	17.584	25.729	1'32.373	311,2	15:06'30.104
6	22.147	26.547	17.586	25.719	1'31.999	306,8	15:08'02.103
7	21.916	26.618	17.698	25.789	1'32.021	312,1	15:09'34.124
8	21.986	26.821	18.627	7'42.191	8'49.625P	307,7	15:18'23.749
9	37.154	27.417	17.703	25.747	1'48.021P		15:20'11.770
10	22.073	26.762	17.668	25.925	1'32.428	308,6	15:21'44.198
11	21.970	26.884	17.670	25.942	1'32.466	305,1	15:23'16.664
12	22.374	26.767	18.026	4'57.597	6'04.764P	305,1	15:29'21.428

28/02/2020 P = Pits In/Out - C = Lap Time Cancelled

These data/results cannot be reproduced, stored and/or transmitted in whole or in part by any manner of electronic, mechanical, photocopying, recording, broadcasting or otherwise now known or herein after developed without the previous express consent by the copyright owner, except for reproduction in daily press and regular printed publications on sale to the public within 60 days of the event related to those data/results and always provided that copyright symbol appears together as follows below.

© DORNA WSBK ORGANIZATION Srl 2020



Yamaha Finance Australian Round, 28 February - 1 March 2020

Chronological Analysis Free Practice 2nd Session

Phillip Island 4.445 m

4 / 4

Lap	Seg.1	Seg.2	Seg.3	Seg.4	Lap Time	km/h	Local Time
13	32.585	26.809	17.788	25.787	1'42.969P		15:31'04.397
14	22.214	26.874	17.734	26.027	1'32.849	305,1	15:32'37.246
15	22.157	27.075	17.764	26.038	1'33.034	306,8	15:34'10.280
16	22.165	26.863	17.721	25.967	1'32.716	306,8	15:35'42.996
17	22.212	27.006	17.823	26.002	1'33.043	306,8	15:37'16.039
18	22.538	27.024	18.195	5'09.149	6'16.906P	305,1	15:43'32.945
19	34.775	28.161	18.507	26.103	1'47.546P		15:45'20.491
20	21.965	26.821	17.594	25.796	1'32.176	305,9	15:46'52.667
21	22.830	32.674	18.018	26.189	1'39.711	306,8	15:48'32.378
22	22.116	26.659	17.579	25.819	1'32.173	307,7	15:50'04.551
23	21.973	26.679	17.536	25.810	1'31.998	305,9	15:51'36.549
24	22.061	26.512	17.673	25.756	1'32.002	308,6	15:53'08.551
25	22.281	26.733	17.761	25.895	1'32.670	313,0	15:54'41.221
26	22.043	26.718	17.638	25.760	1'32.159	307,7	15:56'13.380

18° 2 L. CAMIER (1'32.649)							
Lap	Seg.1	Seg.2	Seg.3	Seg.4	Lap Time	km/h	Local Time
1							15:00'12.387
2	33.826	28.066	18.396	30.735	1'51.023P		15:02'03.410
3	22.671	27.112	17.980	26.194	1'33.957	308,6	15:03'37.367
4	22.291	26.781	17.905	25.861	1'32.838	311,2	15:05'10.205
5	22.269	26.944	17.978	26.119	1'33.310	308,6	15:06'43.515
6	23.026	27.216	17.863	28'34.468	29'42.573P	312,1	15:36'26.088
7	37.285	28.348	18.566	26.656	1'50.855P		15:38'16.943
8	22.517	27.231	17.999	26.059	1'33.806	304,2	15:39'50.749
9	22.656	30.306	19.142	29.094	1'41.198	305,1	15:41'31.947
10	22.228	27.049	17.909	25.997	1'33.183	308,6	15:43'05.130
11	23.012	28.959	18.035	6'21.703	7'31.709P	310,3	15:50'36.839
12	33.569	27.620	19.988	26.180	1'47.357P		15:52'24.196
13	22.249	26.712	17.836	25.852	1'32.649	307,7	15:53'56.845
14	23.577	29.594	20.822	29.824	1'43.817	308,6	15:55'40.662

16° 64 F. CARICASULO (1'32.008)							
Lap	Seg.1	Seg.2	Seg.3	Seg.4	Lap Time	km/h	Local Time
1							15:00'04.938
2	34.453	27.728	18.023	25.688	1'45.892P		15:01'50.830
3	22.562	27.284	17.857	26.148	1'33.851	293,5	15:03'24.681
4	22.323	26.807	17.557	25.455	1'32.142	306,8	15:04'56.823
5	21.823	26.897	18.189	25.644	1'32.553	309,5	15:06'29.376
6	22.227	26.872	18.204	25.630	1'32.933	305,1	15:08'02.309
7	21.952	26.789	17.842	25.500	1'32.083	304,2	15:09'34.392
8	22.861	28.782	26.050	8'52.859	10'10.552P	296,7	15:19'44.944
9	37.790	27.427	18.174	26.022	1'49.413P		15:21'34.357
10	22.259	26.738	17.917	25.563	1'32.477	304,2	15:23'06.834
11	22.134	26.953	18.094	25.830	1'33.011	305,1	15:24'39.845
12	22.019	26.764	18.429	26.037	1'39.249	305,9	15:26'19.094
13	22.034	26.875	17.958	25.783	1'32.650	306,8	15:27'51.744
14	22.277	35.361	18.367	6'13.007	7'29.012P	305,1	15:35'20.756
15	38.025	27.346	18.089	25.769	1'49.229P		15:37'09.985
16	22.017	26.731	17.726	25.534	1'32.008	301,7	15:38'41.993
17	21.989	26.715	17.823	26.459	1'32.986	305,9	15:40'14.979
18	21.892	26.866	17.824	25.606	1'32.188	305,1	15:41'47.167
19	21.975	26.788	17.843	25.836	1'32.442	305,1	15:43'19.609
20	22.032	26.968	18.400	4'04.743	5'12.143P	305,1	15:48'31.752
21	40.261	27.280	18.033	25.822	1'51.396P		15:50'23.148
22	22.014	26.792	18.104	25.509	1'32.419	309,5	15:51'55.567
23	22.045	26.847	18.020	25.838	1'32.750	307,7	15:53'28.317
24	22.139	26.981	18.338	37.254	1'44.712	308,6	15:55'13.029

19° 13 T. TAKAHASHI (1'34.995)							
Lap	Seg.1	Seg.2	Seg.3	Seg.4	Lap Time	km/h	Local Time
1							15:00'11.735
2	37.837	30.543	19.627	27.938	1'55.945P		15:02'07.680
3	23.607	28.475	18.546	26.919	1'37.547	295,9	15:03'45.227
4	23.061	27.629	19.131	11'05.595	12'15.416P	295,9	15:16'00.643
5	35.594	28.699	18.755	26.759	1'49.807P		15:17'50.450
6	22.841	27.404	18.411	26.507	1'35.163	299,2	15:19'25.613
7	22.978	30.041	19.183	26.681	1'38.883	296,7	15:21'04.496
8	23.014	27.474	18.471	26.578	1'35.537	300,0	15:22'40.033
9	23.105	27.711	18.715	26.979	1'36.510	292,7	15:24'16.543
10	23.372	28.055	18.463	7'16.875	8'26.765P	293,5	15:32'43.308
11	36.029	28.774	18.680	26.832	1'50.315P		15:34'33.623
12	23.184	27.405	18.343	26.543	1'35.475	294,3	15:36'09.098
13	22.687	27.519	18.340	26.449	1'34.995	297,5	15:37'44.093
14	22.751	27.394	18.250	26.683	1'35.078	296,7	15:39'19.171
15	22.937	27.581	18.473	26.442	1'35.433	294,3	15:40'54.604
16	22.846	27.462	18.465	26.527	1'35.300	296,7	15:42'29.904
17	23.029	27.754	18.475	27.048	1'36.306	299,2	15:44'06.210
18	22.950	29.168	18.386	26.813	1'37.317	300,8	15:45'43.527
19	22.850	27.653	19.346	4'23.752	5'33.601P	298,3	15:51'17.128
20	36.146	27.716	18.669	26.797	1'49.328P		15:53'06.456

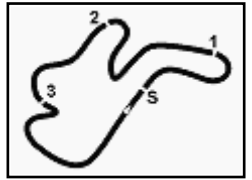
17° 77 M. SCHEIB (1'32.030)							
Lap	Seg.1	Seg.2	Seg.3	Seg.4	Lap Time	km/h	Local Time
1							15:00'04.291
2	34.998	27.498	18.005	25.930	1'46.431P		15:01'50.722
3	22.605	27.106	17.678	26.263	1'33.652	304,2	15:03'24.374
4	22.788	26.874	17.596	25.526	1'32.784	299,2	15:04'57.158
5	22.151	28.355	22.356	14'10.025	15'22.887P	305,9	15:20'20.045
6	40.672	27.846	18.251	26.093	1'52.862P		15:22'12.907
7	22.592	27.091	17.892	25.958	1'33.533	300,8	15:23'46.440
8	22.551	26.803	17.819	25.921	1'33.094	301,7	15:25'19.534
9	22.330	26.925	17.674	25.919	1'32.848	300,8	15:26'52.382
10	22.411	26.744	18.439	28.098	1'35.692	301,7	15:28'28.074
11	22.152	26.644	17.618	25.616	1'32.030	305,9	15:30'00.104
12	25.753	33.920	18.684	10'20.643	11'39.000P	302,5	15:41'39.104
13	40.628	27.372	17.923	26.216	1'52.139P		15:43'31.243
14	22.254	26.702	17.706	5'07.740	6'14.402P	301,7	15:49'45.645
15	37.258	31.364	18.026	26.084	1'52.732P		15:51'38.377
16	22.205	27.278	17.975	26.023	1'33.481	304,2	15:53'11.858
17	22.507	27.260	17.978	26.005	1'33.750	304,2	15:54'45.608
18	22.597	27.304	17.935	26.032	1'33.868	304,2	15:56'19.476

28/02/2020

P = Pits In/Out - C = Lap Time Cancelled

These data/results cannot be reproduced, stored and/or transmitted in whole or in part by any manner of electronic, mechanical, photocopying, recording, broadcasting or otherwise now known or herein after developed without the previous express consent by the copyright owner, except for reproduction in daily press and regular printed publications on sale to the public within 60 days of the event related to those data/results and always provided that copyright symbol appears together as follows below.

© DORNA WSBK ORGANIZATION Srl 2020



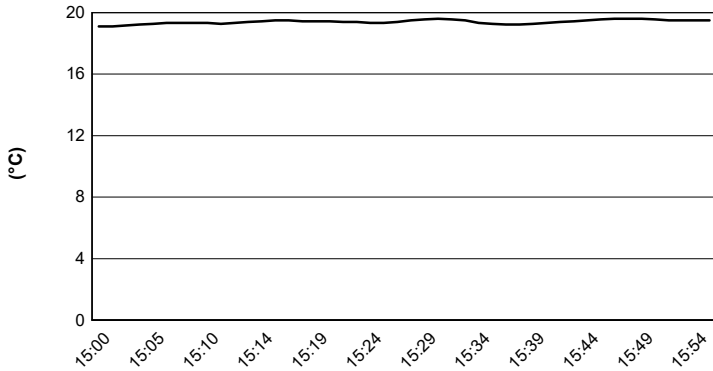
Phillip Island 4.445 m

Yamaha Finance Australian Round, 28 February - 1 March 2020

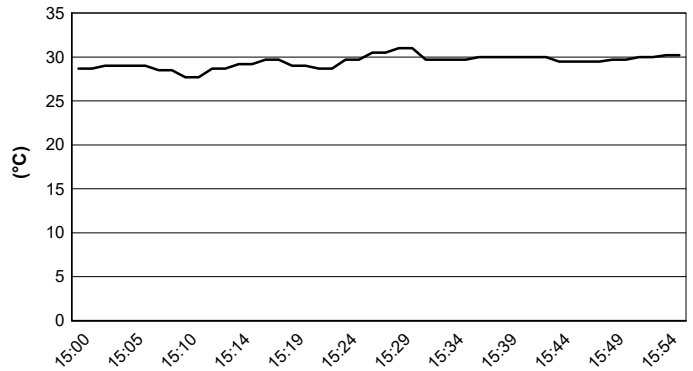
Weather Report Free Practice 2nd Session

Session started 15:00 - Session ended 15:56

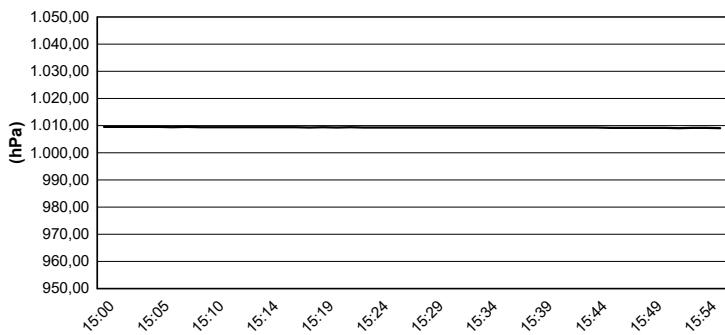
Air Temperature



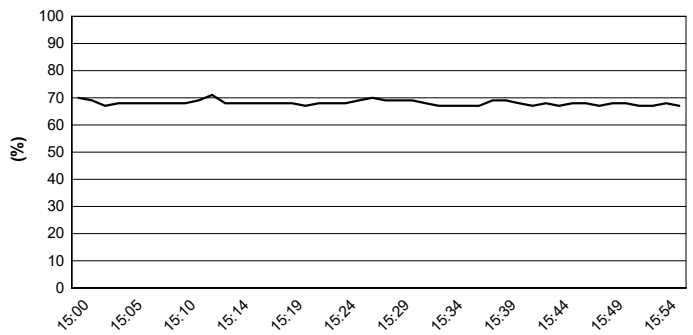
Track Temperature



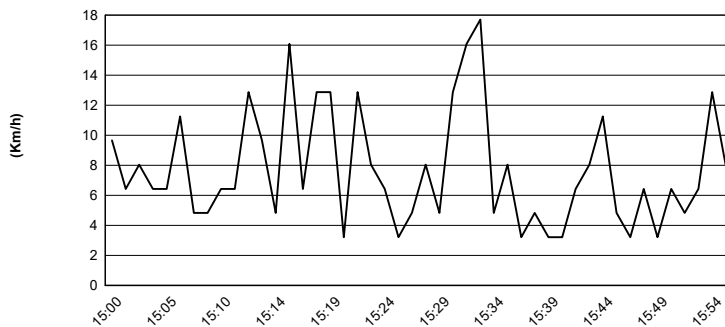
Air Pressure



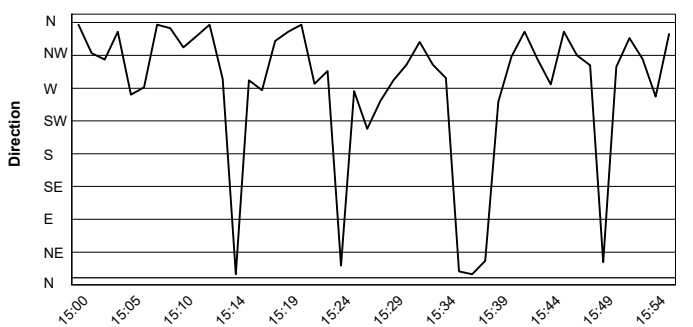
Humidity



Wind Speed



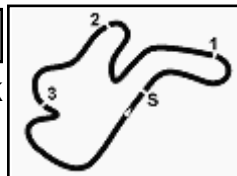
Wind Direction



28/02/2020

These data/results cannot be reproduced, stored and/or transmitted in whole or in part by any manner of electronic, mechanical, photocopying, recording, broadcasting or otherwise now known or herein after developed without the previous express consent by the copyright owner, except for reproduction in daily press and regular printed publications on sale to the public within 60 days of the event related to those data/results and always provided that copyright symbol appears together as follows below.

© DORNA WSBK ORGANIZATION Srl 2020



Phillip Island 4.445 m

Yamaha Finance Australian Round, 28 February - 1 March 2020

Best Laps & Speeds

No.	Rider Bike	Nat	Best Lap		FP1		FP2									
			LL	SPD	LL	SPD	LL	SPD								
1	45 S. REDDING Ducati Panigale V4 R	GBR	1'30.436 39 311,2		1'41.195 9 305,0		1'30.436 30 311,2									
2	54 T. RAZGATLIOGLU Yamaha YZF R1	TUR	1'30.854 24 312,1				1'30.854 24 312,1									
3	60 M. VAN DER MARK Yamaha YZF R1	NED	1'30.905 26 313,0				1'30.905 26 313,0									
4	91 L. HASLAM Honda CBR1000RR-R	GBR	1'30.936 35 316,7		1'42.268 11 303,3		1'30.936 24 316,7									
5	76 L. BAZ Yamaha YZF R1	FRA	1'30.973 27 304,2		1'42.204 10 297,5		1'30.973 17 304,2									
6	1 J. REA Kawasaki ZX-10RR	GBR	1'30.978 26 313,9		1'43.323 4 305,0		1'30.978 22 313,9									
7	66 T. SYKES BMW S1000 RR	GBR	1'31.161 26 307,6		1'43.290 3 284,2		1'31.161 23 307,6									
8	19 A. BAUTISTA Honda CBR1000RR-R	ESP	1'31.201 42 318,5		1'43.807 19 295,8		1'31.201 23 318,5									
9	21 M. RINALDI Ducati Panigale V4 R	ITA	1'31.213 14 312,1				1'31.213 14 312,1									
10	12 X. FORES Kawasaki ZX-10RR	ESP	1'31.265 40 308,5		1'45.291 19 297,5		1'31.265 21 308,5									
11	22 A. LOWES Kawasaki ZX-10RR	GBR	1'31.336 26 317,6		1'42.538 7 304,2		1'31.336 19 317,6									
12	11 S. CORTESE Kawasaki ZX-10RR	GER	1'31.397 18 305,0				1'31.397 18 305,0									
13	7 C. DAVIES Ducati Panigale V4 R	GBR	1'31.478 24 319,5				1'31.478 24 319,5									
14	50 E. LAVERTY BMW S1000 RR	IRL	1'31.747 32 311,2		1'45.169 10 300,8		1'31.747 22 311,2									
15	31 G. GERLOFF Yamaha YZF R1	USA	1'31.898 37 313,0		1'43.740 12 300,8		1'31.898 25 313,0									
16	64 F. CARICASULO Yamaha YZF R1	ITA	1'32.008 41 309,4		1'44.938 18 297,5		1'32.008 23 309,4									
17	77 M. SCHEIB Kawasaki ZX-10RR	CHI	1'32.030 30 305,9		1'44.235 13 300,0		1'32.030 17 305,9									
18	2 L. CAMIER Ducati Panigale V4 R	GBR	1'32.649 13 312,1				1'32.649 13 312,1									
19	13 T. TAKAHASHI Honda CBR1000RR-R	JPN	1'34.995 33 300,8		1'45.009 14 293,4		1'34.995 19 300,8									

28/02/2020

These data/results cannot be reproduced, stored and/or transmitted in whole or in part by any manner of electronic, mechanical, photocopying, recording, broadcasting or otherwise now known or herein after developed without the previous express consent by the copyright owner, except for reproduction in daily press and regular printed publications on sale to the public within 60 days of the event related to those data/results and always provided that copyright symbol appears together as follows below.

© DORNA WSBK ORGANIZATION Srl 2020

FIGR PERUGIA TIMING



Official Tyre Supplier



Official Timekeeper