

## Yamaha Finance Australian Round, 28 February - 1 March 2020

### Results Tissot Superpole

Phillip Island 4.445 m

1 / 2

No.	Rider	Nat	Team	Bike	Class	Time	Gap	Rel.	Laps	Speed	
										Avg	Max
1	<b>66 T. SYKES</b>	GBR	BMW Motorrad WorldSBK Team	BMW S1000 RR		<b>1'29.230</b>			6	179,334	<b>309,5</b>
2	<b>45 S. REDDING</b>	GBR	ARUBA.IT Racing - Ducati	Ducati Panigale V4 R		<b>1'29.569</b>	0.339	0.339	15	178,656	<b>314,9</b>
3	<b>1 J. REA</b>	GBR	Kawasaki Racing Team WorldSBK	Kawasaki ZX-10RR		<b>1'29.598</b>	0.368	0.029	5	178,598	<b>315,8</b>
4	<b>54 T. RAZGATLIOGLU</b>	TUR	PATA YAMAHA WorldSBK Official Team	Yamaha YZF R1		<b>1'29.769</b>	0.539	0.171	11	178,258	<b>314,0</b>
5	<b>91 L. HASLAM</b>	GBR	Team HRC	Honda CBR1000RR-R		<b>1'29.859</b>	0.629	0.090	11	178,079	<b>317,6</b>
6	<b>60 M. VAN DER MARK</b>	NED	PATA YAMAHA WorldSBK Official Team	Yamaha YZF R1		<b>1'29.863</b>	0.633	0.004	7	178,071	<b>316,7</b>
7	<b>76 L. BAZ</b>	FRA	Ten Kate Racing Yamaha	Yamaha YZF R1	IND	<b>1'29.970</b>	0.740	0.107	8	177,859	<b>301,7</b>
8	<b>22 A. LOWES</b>	GBR	Kawasaki Racing Team WorldSBK	Kawasaki ZX-10RR		<b>1'30.043</b>	0.813	0.073	14	177,715	<b>322,4</b>
9	<b>11 S. CORTESE</b>	GER	OUTDO Kawasaki TPR	Kawasaki ZX-10RR	IND	<b>1'30.072</b>	0.842	0.029	10	177,658	<b>309,5</b>
10	<b>12 X. FORES</b>	ESP	Kawasaki Puccetti Racing	Kawasaki ZX-10RR	IND	<b>1'30.222</b>	0.992	0.150	7	177,363	<b>309,5</b>
11	<b>77 M. SCHEIB</b>	CHI	ORELAC Racing VERDNATURA	Kawasaki ZX-10RR	IND	<b>1'30.349</b>	1.119	0.127	8	177,113	<b>313,0</b>
12	<b>64 F. CARICASULO</b>	ITA	GRT Yamaha WorldSBK Junior Team	Yamaha YZF R1	IND	<b>1'30.369</b>	1.139	0.020	8	177,074	<b>314,0</b>
13	<b>50 E. LAVERTY</b>	IRL	BMW Motorrad WorldSBK Team	BMW S1000 RR		<b>1'30.369</b>	1.139	0.000	10	177,074	<b>310,3</b>
14	<b>21 M. RINALDI</b>	ITA	Team GOELEVEN	Ducati Panigale V4 R	IND	<b>1'30.793</b>	1.563	0.424	10	176,247	<b>315,8</b>
15	<b>19 A. BAUTISTA</b>	ESP	Team HRC	Honda CBR1000RR-R		<b>1'30.963</b>	1.733	0.170	9	175,918	<b>321,4</b>
16	<b>7 C. DAVIES</b>	GBR	ARUBA.IT Racing - Ducati	Ducati Panigale V4 R		<b>1'30.966</b>	1.736	0.003	13	175,912	<b>318,6</b>
17	<b>31 G. GERLOFF</b>	USA	GRT Yamaha WorldSBK Junior Team	Yamaha YZF R1	IND	<b>1'31.227</b>	1.997	0.261	12	175,409	<b>311,2</b>
18	<b>13 T. TAKAHASHI</b>	JPN	MIE Racing Althea HONDA Team	Honda CBR1000RR-R	IND	<b>1'33.879</b>	4.649	2.652	15	170,453	<b>303,4</b>

Qualifying Lap Time (107% of 1'29.230): 1'35.477

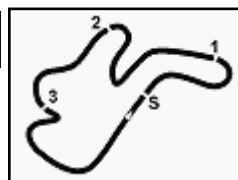
AIR	Humidity:	72%	Temp:	19°C
TRACK	Condition:	Dry	Temp:	24°C

Records	Pole (SP)	2019 J.Rea	1'29.413	178,970	Km/h
	Race (SPRC)	2019 J.Rea	1'30.075	177,650	Km/h
	All Times (SP)	2019 J.Rea	1'29.413	178,970	Km/h

Start	End	The results are provisional until the end of the time limit for protests and appeals and the completion of the technical checks.
29/02/2020 12:15	12:45	

These data/results cannot be reproduced, stored and/or transmitted in whole or in part by any manner of electronic, mechanical, photocopying, recording, broadcasting or otherwise now known or herein after developed without the previous express consent by the copyright owner, except for reproduction in daily press and regular printed publications on sale to the public within 60 days of the event related to those data/results and always provided that copyright symbol appears together as follows below.

© DORNA WSBK ORGANIZATION Srl 2020



## Yamaha Finance Australian Round, 28 February - 1 March 2020

### Results Tissot Superpole

#### Session Highlights

Local Time	No. Rider	Description
12.15.00		Start
12.19.19	11 S. CORTESE	On Asphalt - Re-Joined - Turn 4
12.25.53		RED FLAG
12.30.00		Session Restart
12.33.27	19 A. BAUTISTA	Crashed - Turn 9
12.39.09		New All Time Lap Record
12.39.44		WorldSSP SP Pit Lane Will Open at 13.00
12.45.49		End Of Session

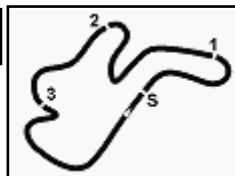
#### Fastest Laps Sequence

No.	Rider	Nat	Team	Bike	Local Time	Time	Gap	Avg
76	L. BAZ	FRA	Ten Kate Racing Yamaha	Yamaha YZF R1	12:18'18.306	<b>1'30.448</b>		176,919
91	L. HASLAM	GBR	Team HRC	Honda CBR1000RR-R	12:18'19.967	<b>1'30.435</b>	-0.013	176,945
22	A. LOWES	GBR	Kawasaki Racing Team WorldSBK	Kawasaki ZX-10RR	12:18'21.105	<b>1'30.212</b>	-0.223	177,382
1	J. REA	GBR	Kawasaki Racing Team WorldSBK	Kawasaki ZX-10RR	12:21'40.224	<b>1'30.025</b>	-0.187	177,751
66	T. SYKES	GBR	BMW Motorrad WorldSBK Team	BMW S1000 RR	12:38'53.723	<b>1'29.230</b>	-0.795	179,334

29/02/2020      Start      End      The results are provisional until the end of the time limit for protests and appeals  
 12:15      12:45      and the completion of the technical checks.

These data/results cannot be reproduced, stored and/or transmitted in whole or in part by any manner of electronic, mechanical, photocopying, recording, broadcasting or otherwise now known or herein after developed without the previous express consent by the copyright owner, except for reproduction in daily press and regular printed publications on sale to the public within 60 days of the event related to those data/results and always provided that copyright symbol appears together as follows below.

© DORNA WSBK ORGANIZATION Srl 2020



## Yamaha Finance Australian Round, 28 February - 1 March 2020

### Best Sectors & Speed Tissot Superpole

Phillip Island 4.445 m

BEST LAP			
1	66 T. SYKES	BMW S1000 RR	1'29.230
2	45 S. REDDING	Ducati Panigale V4 R	1'29.569
3	1 J. REA	Kawasaki ZX-10RR	1'29.598
4	54 T. RAZGATLIOGLU	Yamaha YZF R1	1'29.769
5	91 L. HASLAM	Honda CBR1000RR-R	1'29.859
6	60 M. VAN DER MARK	Yamaha YZF R1	1'29.863
7	76 L. BAZ	Yamaha YZF R1	1'29.970
8	22 A. LOWES	Kawasaki ZX-10RR	1'30.043
9	11 S. CORTESE	Kawasaki ZX-10RR	1'30.072
10	12 X. FORES	Kawasaki ZX-10RR	1'30.222
11	77 M. SCHEIB	Kawasaki ZX-10RR	1'30.349
12	50 E. LAVERTY	BMW S1000 RR	1'30.369
13	64 F. CARICASULO	Yamaha YZF R1	1'30.369
14	21 M. RINALDI	Ducati Panigale V4 R	1'30.793
15	19 A. BAUTISTA	Honda CBR1000RR-R	1'30.963
16	7 C. DAVIES	Ducati Panigale V4 R	1'30.966
17	31 G. GERLOFF	Yamaha YZF R1	1'31.227
18	13 T. TAKAHASHI	Honda CBR1000RR-R	1'33.879

SPEED			
1	22 A. LOWES	Kawasaki ZX-10RR	322,4
2	19 A. BAUTISTA	Honda CBR1000RR-R	321,4
3	7 C. DAVIES	Ducati Panigale V4 R	318,6
4	91 L. HASLAM	Honda CBR1000RR-R	317,6
5	60 M. VAN DER MARK	Yamaha YZF R1	316,7
6	21 M. RINALDI	Ducati Panigale V4 R	315,8
7	1 J. REA	Kawasaki ZX-10RR	315,8
8	45 S. REDDING	Ducati Panigale V4 R	314,9
9	54 T. RAZGATLIOGLU	Yamaha YZF R1	314,0
10	64 F. CARICASULO	Yamaha YZF R1	314,0
11	77 M. SCHEIB	Kawasaki ZX-10RR	313,0
12	31 G. GERLOFF	Yamaha YZF R1	311,2
13	50 E. LAVERTY	BMW S1000 RR	310,3
14	66 T. SYKES	BMW S1000 RR	309,5
15	11 S. CORTESE	Kawasaki ZX-10RR	309,5
16	12 X. FORES	Kawasaki ZX-10RR	309,5
17	13 T. TAKAHASHI	Honda CBR1000RR-R	303,4
18	76 L. BAZ	Yamaha YZF R1	301,7

SEG. 1			SEG. 2			SEG. 3			SEG. 4		
1	66 T. SYKES	21.311	1	66 T. SYKES	25.782	1	66 T. SYKES	17.142	1	66 T. SYKES	24.995
2	76 L. BAZ	21.335	2	54 T. RAZGATLIOGLU	25.870	2	45 S. REDDING	17.147	2	45 S. REDDING	25.090
3	45 S. REDDING	21.356	3	22 A. LOWES	25.872	3	1 J. REA	17.148	3	77 M. SCHEIB	25.121
4	1 J. REA	21.361	4	1 J. REA	25.882	4	54 T. RAZGATLIOGLU	17.195	4	64 F. CARICASULO	25.136
5	11 S. CORTESE	21.406	5	45 S. REDDING	25.916	5	76 L. BAZ	17.213	5	11 S. CORTESE	25.149
6	54 T. RAZGATLIOGLU	21.414	6	91 L. HASLAM	25.943	6	22 A. LOWES	17.238	6	91 L. HASLAM	25.156
7	60 M. VAN DER MARK	21.438	7	12 X. FORES	25.984	7	11 S. CORTESE	17.240	7	60 M. VAN DER MARK	25.157
8	64 F. CARICASULO	21.469	8	50 E. LAVERTY	26.009	8	60 M. VAN DER MARK	17.242	8	1 J. REA	25.207
9	22 A. LOWES	21.473	9	60 M. VAN DER MARK	26.026	9	91 L. HASLAM	17.278	9	22 A. LOWES	25.269
10	91 L. HASLAM	21.482	10	76 L. BAZ	26.039	10	77 M. SCHEIB	17.287	10	50 E. LAVERTY	25.287
11	12 X. FORES	21.579	11	77 M. SCHEIB	26.167	11	12 X. FORES	17.298	11	54 T. RAZGATLIOGLU	25.290
12	50 E. LAVERTY	21.628	12	7 C. DAVIES	26.183	12	21 M. RINALDI	17.401	12	21 M. RINALDI	25.308
13	21 M. RINALDI	21.643	13	21 M. RINALDI	26.217	13	64 F. CARICASULO	17.408	13	12 X. FORES	25.337
14	7 C. DAVIES	21.696	14	19 A. BAUTISTA	26.243	14	50 E. LAVERTY	17.411	14	76 L. BAZ	25.383
15	19 A. BAUTISTA	21.739	15	11 S. CORTESE	26.243	15	19 A. BAUTISTA	17.430	15	31 G. GERLOFF	25.388
16	31 G. GERLOFF	21.762	16	31 G. GERLOFF	26.262	16	7 C. DAVIES	17.439	16	19 A. BAUTISTA	25.389
17	77 M. SCHEIB	21.774	17	64 F. CARICASULO	26.272	17	31 G. GERLOFF	17.478	17	7 C. DAVIES	25.517
18	13 T. TAKAHASHI	22.392	18	13 T. TAKAHASHI	27.108	18	13 T. TAKAHASHI	17.912	18	13 T. TAKAHASHI	26.212

29/02/2020

These data/results cannot be reproduced, stored and/or transmitted in whole or in part by any manner of electronic, mechanical, photocopying, recording, broadcasting or otherwise now known or herein after developed without the previous express consent by the copyright owner, except for reproduction in daily press and regular printed publications on sale to the public within 60 days of the event related to those data/results and always provided that copyright symbol appears together as follows below.

© DORNA WSBK ORGANIZATION Srl 2020

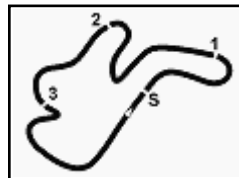
FICR PERUGIA TIMING



Official Tyre Supplier



Official Timekeeper



Phillip Island 4.445 m

## Yamaha Finance Australian Round, 28 February - 1 March 2020

### Ideal Times Tissot Superpole

No.	Rider	Nat	Bike	Seg. 1	Seg. 2	Seg. 3	Seg. 4	Ideal Time		
				Diff. 1	Diff. 2	Diff. 3	Diff. 4	Best Lap	Pos.	Diff.
1	<b>66 T. SYKES</b>	GBR	BMW S1000 RR	<b>21.311</b>	<b>25.782</b>	<b>17.142</b>	<b>24.995</b>	<b>1'29.230</b>		
2	<b>45 S. REDDING</b>	GBR	Ducati Panigale V4 R	21.356	25.916 +0.060	17.147	25.090	<b>1'29.509</b>	1	
3	<b>1 J. REA</b>	GBR	Kawasaki ZX-10RR	21.361	25.882	17.148	25.207	<b>1'29.598</b>	2	0.060
4	<b>54 T. RAZGATLIOGLU</b>	TUR	Yamaha YZF R1	21.414	25.870	17.195	25.290	<b>1'29.769</b>	3	
5	<b>22 A. LOWES</b>	GBR	Kawasaki ZX-10RR	21.473 +0.086	25.872	17.238	25.269 +0.105	<b>1'29.852</b>	4	
6	<b>91 L. HASLAM</b>	GBR	Honda CBR1000RR-R	21.482	25.943	17.278	25.156	<b>1'29.859</b>	5	
7	<b>60 M. VAN DER MARK</b>	NED	Yamaha YZF R1	21.438	26.026	17.242	25.157	<b>1'29.863</b>	6	
8	<b>76 L. BAZ</b>	FRA	Yamaha YZF R1	21.335	26.039	17.213	25.383	<b>1'29.970</b>	7	
9	<b>11 S. CORTESE</b>	GER	Kawasaki ZX-10RR	21.406	26.243 +0.034	17.240	25.149	<b>1'30.038</b>	8	0.191
10	<b>12 X. FORES</b>	ESP	Kawasaki ZX-10RR	21.579	25.984	17.298 +0.024	25.337	<b>1'30.198</b>	9	0.034
11	<b>64 F. CARICASULO</b>	ITA	Yamaha YZF R1	21.469	26.272 +0.084	17.408	25.136	<b>1'30.285</b>	10	0.024
12	<b>50 E. LAVERTY</b>	IRL	BMW S1000 RR	21.628	26.009	17.411	25.287 +0.034	<b>1'30.335</b>	11	0.084
13	<b>77 M. SCHEIB</b>	CHI	Kawasaki ZX-10RR	21.774	26.167	17.287	25.121	<b>1'30.349</b>	12	0.034
14	<b>21 M. RINALDI</b>	ITA	Ducati Panigale V4 R	21.643 +0.076	26.217 +0.032	17.401 +0.006	25.308 +0.110	<b>1'30.569</b>	13	0.084
15	<b>19 A. BAUTISTA</b>	ESP	Honda CBR1000RR-R	21.739	26.243 +0.160	17.430	25.389 +0.002	<b>1'30.801</b>	14	0.224
16	<b>7 C. DAVIES</b>	GBR	Ducati Panigale V4 R	21.696	26.183 +0.131	17.439	25.517	<b>1'30.835</b>	15	0.162
17	<b>31 G. GERLOFF</b>	USA	Yamaha YZF R1	21.762	26.262	17.478 +0.252	25.388 +0.085	<b>1'30.890</b>	16	0.131
18	<b>13 T. TAKAHASHI</b>	JPN	Honda CBR1000RR-R	22.392 +0.086	27.108 +0.011	17.912 +0.095	26.212 +0.063	<b>1'33.624</b>	17	0.337
<b>Overall Ideal Time</b>				21.311	25.782	17.142	24.995	<b>1'29.230</b>	18	0.255

29/02/2020

These data/results cannot be reproduced, stored and/or transmitted in whole or in part by any manner of electronic, mechanical, photocopying, recording, broadcasting or otherwise now known or herein after developed without the previous express consent by the copyright owner, except for reproduction in daily press and regular printed publications on sale to the public within 60 days of the event related to those data/results and always provided that copyright symbol appears together as follows below.

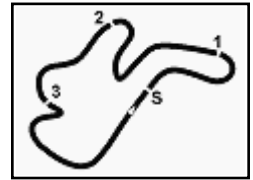
© DORNA WSBK ORGANIZATION Srl 2020

**PIRELLI PERUGIA TIMING**


Official Tyre Supplier



Official Timekeeper



## Yamaha Finance Australian Round, 28 February - 1 March 2020 Chronological Analysis Tissot Superpole

1° 66 T. SYKES (1'29.230)							
Lap	Seg.1	Seg.2	Seg.3	Seg.4	Lap Time	km/h	Local Time
1							12:15'49.812
2	33.783	27.368	17.586	25.742	1'44.479P		12:17'34.291
3	21.594	26.234	17.310	25.219	1'30.357	309,5	12:19'04.648
4	22.390	27.558	17.702	15'25.961	16'33.611P	308,6	12:35'38.259
5	34.707	28.015	17.947	25.565	1'46.234P		12:37'24.493
6	<b>21.311</b>	<b>25.782</b>	<b>17.142</b>	<b>24.995</b>	<b>1'29.230</b>	306,8	12:38'53.723
7	22.169	26.965	17.599	2'39.577	3'46.310P	309,5	12:42'40.033

2° 45 S. REDDING (1'29.569)							
Lap	Seg.1	Seg.2	Seg.3	Seg.4	Lap Time	km/h	Local Time
1							12:15'23.348
2	32.769	27.536	18.119	25.604	1'44.028P		12:17'07.376
3	21.667	26.152	17.282	25.249	1'30.350	312,1	12:18'37.726
4	21.623	26.158	17.242	25.296	1'30.319	314,0	12:20'08.045
5	22.709	27.773	17.482	1'36.255	2'44.219P	314,9	12:22'52.264
6	36.120	31.108	17.973	25.564	1'50.765P		12:24'43.029
7	21.419	26.113	17.196	25.276	1'30.004C	313,0	12:26'13.033
8	23.951	27.727	18.905	3'02.321	4'12.904P	295,9	12:30'25.937
9	32.576	26.918	18.362	25.595	1'43.451P		12:32'09.388
10	21.622	26.073	17.279	25.372	1'30.346	311,2	12:33'39.734
11	23.471	26.934	17.939	1'24.001	2'32.345P	310,3	12:36'12.079
12	34.770	28.879	19.594	25.710	1'48.953P		12:38'01.032
13	21.481	<b>25.916</b>	19.223	26.260	1'32.880	309,5	12:39'33.912
14	<b>21.356</b>	25.976	<b>17.147</b>	<b>25.090</b>	<b>1'29.569</b>	314,9	12:41'03.481
15	21.867	33.206	23.429	27.990	1'46.492	314,0	12:42'49.973
16	26.166	29.496	20.282	29.993	1'45.937	291,1	12:44'35.910

3° 1 J. REA (1'29.598)							
Lap	Seg.1	Seg.2	Seg.3	Seg.4	Lap Time	km/h	Local Time
1							12:18'23.349
2	37.373	26.643	17.427	25.407	1'46.850P		12:20'10.199
3	21.431	25.990	17.193	25.411	1'30.025	315,8	12:21'40.224
4	22.924	28.156	17.867	14'56.675	16'05.622P	312,1	12:37'45.846
5	33.310	28.024	17.904	25.943	1'45.181P		12:39'31.027
6	<b>21.361</b>	<b>25.882</b>	<b>17.148</b>	<b>25.207</b>	<b>1'29.598</b>	310,3	12:41'00.625

4° 54 T. RAZGATLIOGLU (1'29.769)							
Lap	Seg.1	Seg.2	Seg.3	Seg.4	Lap Time	km/h	Local Time
1							12:15'16.398
2	32.509	27.215	17.792	25.624	1'43.140P		12:16'59.538
3	21.576	26.143	17.288	25.376	1'30.383	311,2	12:18'29.921
4	21.613	26.481	17.598	25.511	1'31.203	313,0	12:20'01.124
5	21.691	26.361	17.429	25.483	1'30.964	313,0	12:21'32.088
6	21.824	26.571	17.574	25.717	1'31.686	314,0	12:23'03.774
7	21.828	26.477	17.546	25.701	1'31.552	309,5	12:24'35.326
8	22.631	28.307	18.794	26.058	1'35.790C	308,6	12:26'11.116
9	25.769	29.441	18.415	10'47.914	12'01.539P	238,4	12:38'12.655
10	34.843	31.560	26.685	31.936	2'05.024P		12:40'17.679
11	<b>21.414</b>	<b>25.870</b>	<b>17.195</b>	<b>25.290</b>	<b>1'29.769</b>	305,9	12:41'47.448
12	23.643	28.157	18.221	28.317	1'38.338	300,8	12:43'25.786

5° 91 L. HASLAM (1'29.859)							
Lap	Seg.1	Seg.2	Seg.3	Seg.4	Lap Time	km/h	Local Time
1							12:15'03.983
2	33.669	27.664	17.835	26.381	1'45.549P		12:16'49.532
3	21.496	26.224	17.359	25.356	1'30.435	317,6	12:18'19.967
4	24.379	28.368	18.574	3'18.968	4'30.289P	317,6	12:22'50.256
5	38.348	28.167	17.775	25.930	1'50.220P		12:24'40.476
6	21.511	27.565	20.452	34.849	1'44.377C	315,8	12:26'24.853
7	26.059	27.851	18.292	2'52.492	4'04.694P	197,4	12:30'29.547

8	32.433	26.577	17.612	28.163	1'44.785P		12:32'14.332
9	21.592	26.136	17.359	25.326	1'30.413	314,0	12:33'44.745
10	23.291	29.246	18.294	2'29.292	3'40.123P	314,0	12:37'24.868
11	35.470	27.459	18.117	25.698	1'46.744P		12:39'11.612
12	<b>21.482</b>	<b>25.943</b>	<b>17.278</b>	<b>25.156</b>	<b>1'29.859</b>	313,0	12:40'41.471

6° 60 M. VAN DER MARK (1'29.863)							
Lap	Seg.1	Seg.2	Seg.3	Seg.4	Lap Time	km/h	Local Time
1							12:15'18.690
2	31.946	27.289	17.724	25.670	1'42.629P		12:17'01.319
3	21.524	26.113	17.268	25.445	1'30.350	314,0	12:18'31.669
4	21.516	26.186	17.369	25.502	1'30.573	315,8	12:20'02.242
5	21.491	26.292	17.326	25.707	1'30.816	316,7	12:21'33.058
6	21.623	26.307	17.450	15'35.046	16'40.426P	312,1	12:38'13.484
7	34.524	31.666	26.654	32.159	2'05.003P		12:40'18.487
8	<b>21.438</b>	<b>26.026</b>	<b>17.242</b>	<b>25.157</b>	<b>1'29.863</b>	310,3	12:41'48.350

7° 76 L. BAZ (1'29.970)							
Lap	Seg.1	Seg.2	Seg.3	Seg.4	Lap Time	km/h	Local Time
1							12:15'03.422
2	33.706	27.202	17.903	25.625	1'44.436P		12:16'47.858
3	21.483	26.079	17.298	25.588	1'30.448	300,8	12:18'18.306
4	23.309	29.635	18.725	13'28.251	14'39.920P	301,7	12:32'58.226
5	33.340	26.990	18.298	25.933	1'44.561P		12:34'42.787
6	21.547	26.175	17.323	25.538	1'30.583	300,8	12:36'13.370
7	22.213	27.427	18.416	1'44.298	2'52.354P	299,2	12:39'05.724
8	34.805	27.832	18.149	25.919	1'46.705P		12:40'52.429
9	<b>21.335</b>	<b>26.039</b>	<b>17.213</b>	<b>25.383</b>	<b>1'29.970</b>	300,0	12:42'22.399

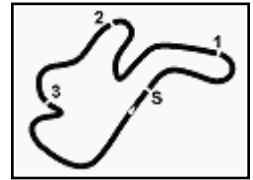
8° 22 A. LOWES (1'30.043)							
Lap	Seg.1	Seg.2	Seg.3	Seg.4	Lap Time	km/h	Local Time
1							12:15'05.663
2	32.687	28.969	17.869	25.705	1'45.230P		12:16'50.893
3	<b>21.473</b>	26.208	17.262	<b>25.269</b>	1'30.212	317,6	12:18'21.105
4	21.686	26.499	17.506	25.603	1'31.294	322,4	12:19'52.399
5	21.768	26.409	17.474	25.455	1'31.106	313,0	12:21'23.505
6	21.921	26.394	17.563	25.527	1'31.405	312,1	12:22'54.910
7	21.782	26.254	17.420	25.542	1'30.998	313,0	12:24'25.908
8	21.825	26.395	17.469	25.817	1'31.506C	311,2	12:25'57.414
9	24.579	31.559	19.984	4'53.603	6'09.725P	311,2	12:32'07.139
10	32.897	27.710	18.306	25.836	1'44.749P		12:33'51.888
11	21.654	26.254	17.316	25.467	1'30.691	312,1	12:35'22.579
12	22.846	27.522	18.070	3'19.564	4'28.002P	311,2	12:39'50.581
13	33.868	28.598	18.297	25.920	1'46.683P		12:41'37.264
14	21.559	<b>25.872</b>	<b>17.238</b>	25.374	<b>1'30.043</b>	311,2	12:43'07.307
15	24.395	32.160	21.122	26.872	1'44.549	313,0	12:44'51.856

9° 11 S. CORTESE (1'30.072)							
Lap	Seg.1	Seg.2	Seg.3	Seg.4	Lap Time	km/h	Local Time
1							12:15'07.452
2	38.814	29.476	18.548	26.457	1'53.295P		12:17'00.747
3	21.537	26.278	17.400	25.220	1'30.435	306,8	12:18'31.182
4	21.806	30.959	22.610	10'31.611	11'46.986P	309,5	12:30'18.168
5	36.216	30.787	19.361	26.549	1'52.913P		12:32'11.081
6	21.605	<b>26.243</b>	17.325	25.402	1'30.575	301,7	12:33'41.656
7	23.527	28.340	18.621	2'47.926	3'58.414P	303,4	12:37'40.070
8	38.104	29.518	20.295	26.516	1'54.433P		12:39'34.503
9	<b>21.406</b>	26.277	<b>17.240</b>	<b>25.149</b>	<b>1'30.072</b>	305,1	12:41'04.575
10	21.767	30.325	22.304	33.740	1'48.136	303,4	12:42'52.711
11	24.469	31.204	20.498	27.787	1'43.958	295,1	12:44'36.669

29/02/2020 P = Pits In/Out - C = Lap Time Cancelled

These data/results cannot be reproduced, stored and/or transmitted in whole or in part by any manner of electronic, mechanical, photocopying, recording, broadcasting or otherwise now known or herein after developed without the previous express consent by the copyright owner, except for reproduction in daily press and regular printed publications on sale to the public within 60 days of the event related to those data/results and always provided that copyright symbol appears together as follows below.

© DORNA WSBK ORGANIZATION Srl 2020



**Yamaha Finance Australian Round, 28 February - 1 March 2020**

**Chronological Analysis Tissot Superpole**

10° 12 X. FORES (1'30.222)							
Lap	Seg.1	Seg.2	Seg.3	Seg.4	Lap Time	km/h	Local Time
1							12:15'03.470
2	33.809	27.268	17.903	25.630	1'44.610P		12:16'48.080
3	21.608	26.175	<b>17.298</b>	25.513	1'30.594	306,8	12:18'18.674
4	23.635	30.101	19.181	3'53.448	5'06.365P	308,6	12:23'25.039
5	34.888	26.599	17.561	25.511	1'44.559P		12:25'09.598
6	27.831	35.278	29.022	11'01.701	12'33.832P	210,9	12:37'43.430
7	36.084	27.828	17.896	25.850	1'47.658P		12:39'31.088
8	<b>21.579</b>	<b>25.984</b>	17.322	<b>25.337</b>	<b>1'30.222</b>	305,9	12:41'01.310

15° 19 A. BAUTISTA (1'30.963)							
Lap	Seg.1	Seg.2	Seg.3	Seg.4	Lap Time	km/h	Local Time
1							12:15'12.499
2	35.142	27.713	18.510	26.109	1'47.474P		12:16'59.973
3	21.842	26.322	17.494	<b>25.389</b>	1'31.047	<b>321,4</b>	12:18'31.020
4	21.807	<b>26.243</b>	17.464	25.524	1'31.038	<b>321,4</b>	12:20'02.058
5	21.858	26.514	17.462	25.390	1'31.224	320,5	12:21'33.282
6	21.874	26.505	17.539	25.567	1'31.485	320,5	12:23'04.767
7	<b>21.739</b>	26.403	<b>17.430</b>	25.391	<b>1'30.963</b>	318,6	12:24'35.730
8	22.067	31.734	18.167	25.955	1'37.923C	319,5	12:26'13.653
9	24.600	28.604	18.530	2'59.764	4'11.498P	246,6	12:30'25.151
10	33.857	26.794	18.187	25.597	1'44.435P		12:32'09.586

11° 77 M. SCHEIB (1'30.349)							
Lap	Seg.1	Seg.2	Seg.3	Seg.4	Lap Time	km/h	Local Time
1							12:15'04.897
2	33.170	27.781	17.687	26.347	1'44.985P		12:16'49.882
3	21.790	26.322	17.373	25.495	1'30.980	<b>313,0</b>	12:18'20.862
4	22.136	26.683	17.504	25.471	1'31.794	<b>312,1</b>	12:19'52.656
5	22.028	26.411	17.563	16'47.337	17'53.339P	<b>312,1</b>	12:37'45.995
6	33.346	28.382	17.720	25.688	1'45.136P		12:39'31.131
7	<b>21.774</b>	<b>26.167</b>	<b>17.287</b>	<b>25.121</b>	<b>1'30.349</b>	306,8	12:41'01.480
8	22.700	34.412	18.558	1'25.025	2'40.695P	<b>312,1</b>	12:43'42.175
9	37.438	30.112	18.899	28.989	1'55.438P		12:45'37.613

16° 7 C. DAVIES (1'30.966)							
Lap	Seg.1	Seg.2	Seg.3	Seg.4	Lap Time	km/h	Local Time
1							12:15'34.216
2	34.559	27.966	18.571	26.318	1'47.414P		12:17'21.630
3	21.843	26.390	17.677	25.607	1'31.517	314,9	12:18'53.147
4	21.970	27.964	18.421	26.223	1'34.578	315,8	12:20'27.725
5	21.872	26.363	17.633	25.653	1'31.521	315,8	12:21'59.246
6	22.840	28.981	18.333	2'38.915	3'49.069P	316,7	12:25'48.315
7	34.803	30.855	20.187	3'02.586	4'28.431P		12:30'16.746
8	32.360	28.446	25.058	32.359	1'58.223P		12:32'14.969
9	21.707	<b>26.183</b>	17.565	25.552	1'31.007	316,7	12:33'45.976
10	22.388	27.867	19.388	3'02.003	4'11.646P	<b>318,6</b>	12:37'57.622
11	34.854	28.844	19.307	27.527	1'50.532P		12:39'48.154
12	<b>21.696</b>	26.314	<b>17.439</b>	<b>25.517</b>	<b>1'30.966</b>	314,0	12:41'19.120
13	24.074	30.684	20.102	28.527	1'43.387	314,0	12:43'02.507
14	23.253	29.348	21.209	28.243	1'42.053	297,5	12:44'44.560

12° 64 F. CARICASULO (1'30.369)							
Lap	Seg.1	Seg.2	Seg.3	Seg.4	Lap Time	km/h	Local Time
1							12:15'05.361
2	34.263	28.243	17.875	25.648	1'46.029P		12:16'51.390
3	<b>21.469</b>	26.356	<b>17.408</b>	<b>25.136</b>	<b>1'30.369</b>	<b>314,0</b>	12:18'21.759
4	21.787	27.009	17.820	2'14.338	3'20.954P	<b>314,0</b>	12:21'42.713
5	38.065	29.552	17.743	25.436	1'50.796P		12:23'33.509
6	21.834	26.399	17.636	25.235	1'31.104	305,1	12:25'04.613
7	21.802	26.415	18.337	12'04.730	13'11.284P	306,8	12:38'15.897
8	34.335	30.520	26.776	31.850	2'03.481P		12:40'19.378
9	21.489	<b>26.272</b>	17.527	25.175	1'30.463	309,5	12:41'49.841

17° 31 G. GERLOFF (1'31.227)							
Lap	Seg.1	Seg.2	Seg.3	Seg.4	Lap Time	km/h	Local Time
1							12:15'04.318
2	33.449	27.729	17.770	26.582	1'45.530P		12:16'49.848
3	22.104	26.825	<b>17.478</b>	25.466	1'31.873	<b>311,2</b>	12:18'21.721
4	22.041	26.356	17.505	<b>25.388</b>	1'31.290	309,5	12:19'53.011
5	22.073	26.668	17.571	2'48.154	3'54.466P	<b>311,2</b>	12:23'47.477
6	33.424	27.660	17.877	25.651	1'44.612P		12:25'32.089
7	21.861	26.357	19.468	3'25.278	4'32.964P	305,9	12:30'05.053
8	33.420	27.193	18.118	25.837	1'44.568P		12:31'49.621
9	21.958	26.518	17.508	25.722	1'31.706	305,1	12:33'21.327
10	22.394	26.836	17.769	3'47.990	4'54.989P	305,9	12:38'16.316
11	33.656	30.464	26.844	56.764	2'27.728P		12:40'44.044
12	34.454	27.914	18.803	26.360	1'47.531P		12:42'31.575
13	<b>21.762</b>	<b>26.262</b>	17.730	25.473	<b>1'31.227</b>	305,1	12:44'02.802

13° 50 E. LAVERTY (1'30.369)							
Lap	Seg.1	Seg.2	Seg.3	Seg.4	Lap Time	km/h	Local Time
1							12:15'06.639
2	39.178	28.321	18.239	25.745	1'51.483P		12:16'58.122
3	21.676	26.203	17.418	<b>25.287</b>	1'30.584	<b>310,3</b>	12:18'28.706
4	21.905	26.461	17.589	25.504	1'31.459	<b>310,3</b>	12:20'00.165
5	21.882	26.505	17.559	25.618	1'31.564	<b>310,3</b>	12:21'31.729
6	24.060	28.692	17.948	10'37.357	11'48.057P	307,7	12:33'19.786
7	38.075	28.565	18.374	25.956	1'50.970P		12:35'10.756
8	<b>21.628</b>	<b>26.009</b>	<b>17.411</b>	25.321	<b>1'30.369</b>	307,7	12:36'41.125
9	23.047	27.389	18.232	3'00.569	4'09.237P	309,5	12:40'50.362
10	37.419	29.260	18.718	25.666	1'51.063P		12:42'41.425
11	21.736	26.186	17.442	25.447	1'30.811	308,6	12:44'12.236

18° 13 T. TAKAHASHI (1'33.879)							
Lap	Seg.1	Seg.2	Seg.3	Seg.4	Lap Time	km/h	Local Time
1							12:15'21.068
2	34.851	28.935	18.546	26.426	1'48.758P		12:17'09.826
3	22.656	27.146	17.992	<b>26.212</b>	1'34.006	<b>303,4</b>	12:18'43.832
4	22.447	27.194	18.358	26.560	1'34.559	299,2	12:20'18.391
5	22.641	27.589	18.411	26.843	1'35.484	<b>303,4</b>	12:21'53.875
6	22.469	28.129	18.422	1'27.306	2'36.326P	300,0	12:24'30.201
7	35.987	27.204	<b>17.912</b>	28.094	1'49.197CP		12:26'19.398
8	27.026	30.543	19.593	3'59.130	5'16.292P	211,4	12:31'35.690
9	34.761	30.628	18.920	26.321	1'50.630P		12:33'26.320
10	22.478	27.119	18.007	26.275	<b>1'33.879</b>	295,1	12:35'00.199
11	<b>22.392</b>	<b>27.108</b>	18.282	26.396	1'34.178	297,5	12:36'34.377
12	22.543	27.274	18.125	26.250	1'34.192	299,2	12:38'08.569
13	22.909	28.286	18.463	1'22.666	2'32.324P	295,9	12:40'40.893
14	35.453	27.646	18.610	26.706	1'48.415P		12:42'29.308

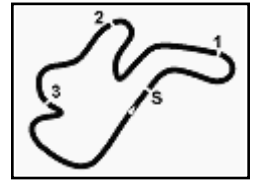
14° 21 M. RINALDI (1'30.793)							
Lap	Seg.1	Seg.2	Seg.3	Seg.4	Lap Time	km/h	Local Time
1							12:15'05.778
2	33.380	32.238	20.706	29.786	1'56.110P		12:17'01.888
3	21.808	26.316	<b>17.401</b>	<b>25.308</b>	1'30.833	314,9	12:18'32.721
4	21.810	<b>26.217</b>	17.454	25.432	1'30.913	314,9	12:20'03.634
5	21.719	26.249	17.407	25.418	<b>1'30.793</b>	<b>315,8</b>	12:21'34.427
6	23.375	30.231	18.780	13'30.921	14'43.307P	314,0	12:36'17.734
7	32.740	26.841	18.316	25.775	1'43.672P		12:38'01.406
8	21.879	26.374	18.721	26.834	1'33.808	312,1	12:39'35.214
9	<b>21.643</b>	26.345	17.535	25.993	1'31.516	<b>315,8</b>	12:41'06.730
10	25.822	31.066	20.264	27.615	1'44.767	266,7	12:42'51.497
11	27.299	31.612	19.931	28.526	1'47.368	296,7	12:44'38.865

29/02/2020 P = Pits In/Out - C = Lap Time Cancelled

These data/results cannot be reproduced, stored and/or transmitted in whole or in part by any manner of electronic, mechanical, photocopying, recording, broadcasting or otherwise now known or herein after developed without the previous express consent by the copyright owner, except for reproduction in daily press and regular printed publications on sale to the public within 60 days of the event related to those data/results and always provided that copyright symbol appears together as follows below.

© DORNA WSBK ORGANIZATION Srl 2020





Phillip Island 4.445 m

3 / 3

15	22.447	27.272	18.542	26.770	1'35.031	300,0	12:44'04.339
16	23.360	27.618	18.411	26.673	1'36.062	300,8	12:45'40.401

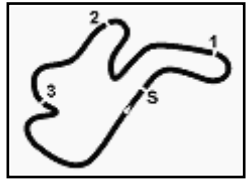
29/02/2020 P = Pits In/Out - C = Lap Time Cancelled

These data/results cannot be reproduced, stored and/or transmitted in whole or in part by any manner of electronic, mechanical, photocopying, recording, broadcasting or otherwise now known or herein after developed without the previous express consent by the copyright owner, except for reproduction in daily press and regular printed publications on sale to the public within 60 days of the event related to those data/results and always provided that copyright symbol appears together as follows below.

© DORNA WSBK ORGANIZATION Srl 2020







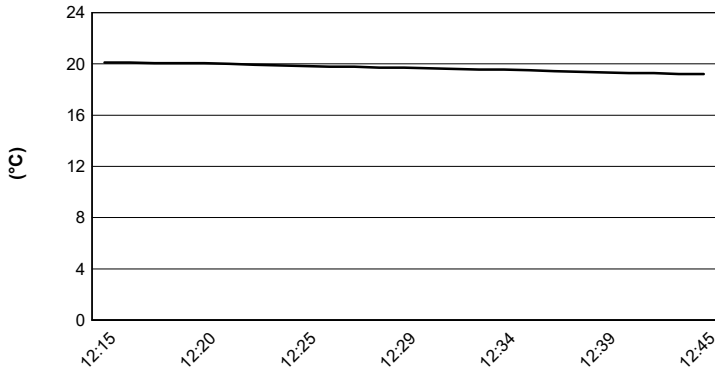
Phillip Island 4.445 m

## Yamaha Finance Australian Round, 28 February - 1 March 2020

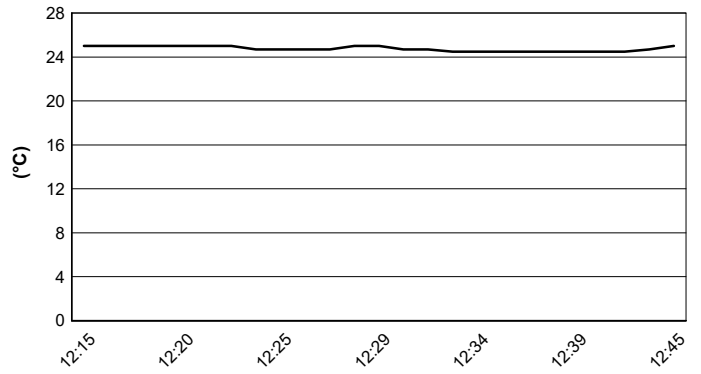
### Weather Report Tissot Superpole

Session started 12:15 - Session ended 12:45

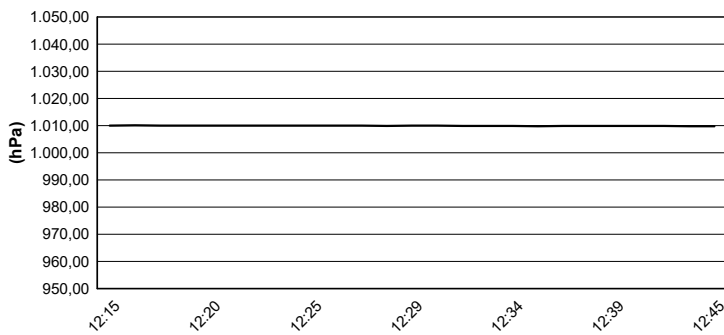
#### Air Temperature



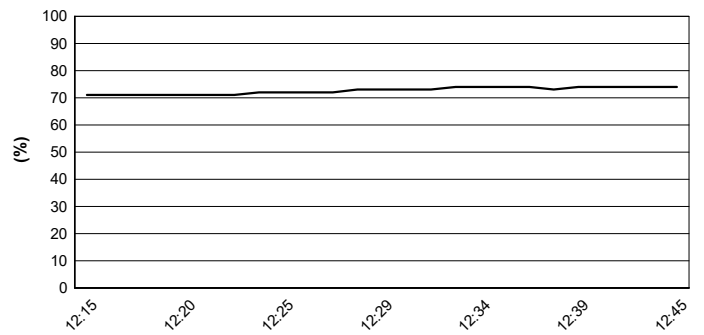
#### Track Temperature



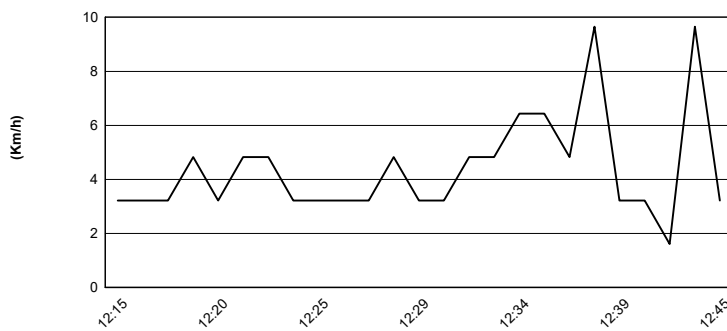
#### Air Pressure



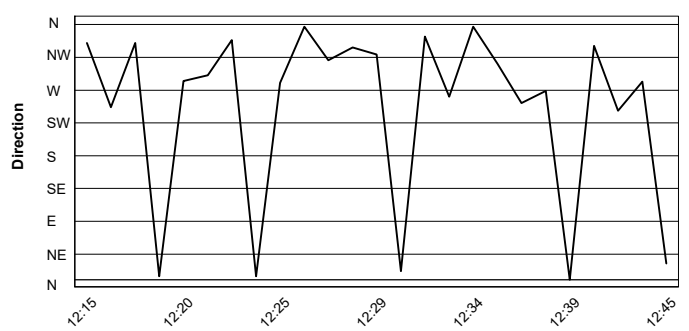
#### Humidity



#### Wind Speed



#### Wind Direction

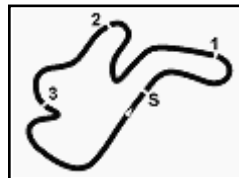


29/02/2020

These data/results cannot be reproduced, stored and/or transmitted in whole or in part by any manner of electronic, mechanical, photocopying, recording, broadcasting or otherwise now known or herein after developed without the previous express consent by the copyright owner, except for reproduction in daily press and regular printed publications on sale to the public within 60 days of the event related to those data/results and always provided that copyright symbol appears together as follows below.

© DORNA WSBK ORGANIZATION Srl 2020





Phillip Island 4.445 m

## Yamaha Finance Australian Round, 28 February - 1 March 2020

### Tissot Superpole Ranking

	2017	2018	2019	2020
<b>01 Phillip Island Grand Prix Circuit</b>	Rea (Gbr) Kaw 1'29.573 (178,6 Km/h)	Sykes (Gbr) Kaw 1'30.099 (177,6 Km/h)	Rea (Gbr) Kaw 1'29.413 (179,0 Km/h)	Sykes (Gbr) Bmw 1'29.230 (179,3 Km/h)
<b>02 Losail International Circuit</b>	Rea (Gbr) Kaw 1'56.228 (166,6 Km/h)	Sykes (Gbr) Kaw 1'56.124 (166,8 Km/h)	Rea (Gbr) Kaw 1'56.246 (166,6 Km/h)	
<b>03 Circuito de Jerez Ángel Nieto</b>	Melandri (Ita) Duc 1'38.960 (160,9 Km/h)		Rea (Gbr) Kaw 1'38.247 (162,1 Km/h)	
<b>04 TT Circuit Assen</b>	Rea (Gbr) Kaw 1'33.505 (174,9 Km/h)	Lowes (Gbr) Yam 1'34.066 (173,8 Km/h)	Bautista (Esp) Duc 1'34.740 (172,6 Km/h)	
<b>05 Autodromo Internazionale Enzo e Dino</b>	Davies (Gbr) Duc 1'45.662 (168,1 Km/h)	Rea (Gbr) Kaw 1'45.797 (167,9 Km/h)	Davies (Gbr) Duc 1'45.180 (168,8 Km/h)	
<b>06 Motorland Aragón</b>	Davies (Gbr) Duc 1'49.319 (167,2 Km/h)	Melandri (Ita) Duc 1'49.543 (166,8 Km/h)	Bautista (Esp) Duc 1'49.049 (167,6 Km/h)	
<b>07 Misano World Circuit "Marco Simoncelli"</b>	Sykes (Gbr) Kaw 1'33.662 (156,1 Km/h)	Sykes (Gbr) Kaw 1'33.640 (156,1 Km/h)	Rea (Gbr) Kaw 1'34.596 (154,5 Km/h)	
<b>08 Donington Park</b>	Sykes (Gbr) Kaw 1'26.641 (0,0 Km/h)	Sykes (Gbr) Kaw 1'26.663 (0,0 Km/h)	Sykes (Gbr) Bmw 1'27.619 (0,0 Km/h)	
<b>09 Motorsport Arena Oschersleben</b>				
<b>10 Autódromo Internacional do Algarve</b>	Rea (Gbr) Kaw 1'41.430 (163,0 Km/h)	Lavery (Irl) Apr 1'40.705 (164,2 Km/h)	Rea (Gbr) Kaw 1'40.372 (164,7 Km/h)	
<b>11 Circuit de Barcelona - Catalunya</b>				
<b>12 Circuit de Nevers Magny-Cours</b>	Rea (Gbr) Kaw 1'56.555 (130,5 Km/h)	Sykes (Gbr) Kaw 1'35.696 (158,9 Km/h)	Rea (Gbr) Kaw 1'53.955 (133,5 Km/h)	
<b>13 Circuit San Juan Villicum</b>		Melandri (Ita) Duc 1'39.012 (155,5 Km/h)	Bautista (Esp) Duc 1'40.771 (152,8 Km/h)	

### 2020

1 T. Sykes

### ALL TIMES

50 T. Sykes	6 J. Kocinski	2 A. Gobert	1 T. Kipp
43 T. Corser	5 M. Biaggi	2 M. Lucchinelli	1 L. Lanzi
26 T. Bayliss	5 D. Giugliano	2 B. Monti	1 A. Lowes
23 J. Rea	4 A. Bautista	2 Y. Nagai	1 M. Mladin
21 C. Fogarty	4 S. Guintoli	2 M. Neukirchner	1 F. Nieto
17 D. Polen	4 M. Melandri	2 D. Tardozzi	1 J. Reynolds
16 N. Hodgson	4 F. Merkel	2 A. Yanagawa	1 M. Tamada
15 C. Edwards	4 J. Toseland	1 A. Badovini	1 M. van der Mark
11 B. Spies	3 L. Haslam	1 R. Burnett	1 A. Vieira
10 C. Checa	3 Y. Kagayama	1 D. Chandler	1 R. Xaus
10 P. Chili	3 E. Laverty	1 S. Crafar	
9 R. Roche	3 S. Martin	1 M. Doohan	
8 G. Falappa	3 S. Mertens	1 M. Dowson	
8 S. Russell	3 R. Phillis	1 M. Fabrizio	
8 A. Slight	3 J. Smrz	1 P. Goddard	
7 C. Davies	3 C. Vermeulen	1 T. Hill	
7 N. Haga	2 L. Baz	1 S. Hislop	
7 R. Laconi	2 B. Bostrom	1 J. Hopkins	
6 C. Crutchlow	2 M. Campbell	1 I. Jaitovich	

29/02/2020

These data/results cannot be reproduced, stored and/or transmitted in whole or in part by any manner of electronic, mechanical, photocopying, recording, broadcasting or otherwise now known or herein after developed without the previous express consent by the copyright owner, except for reproduction in daily press and regular printed publications on sale to the public within 60 days of the event related to those data/results and always provided that copyright symbol appears together as follows below.

© DORNA WSBK ORGANIZATION Srl 2020

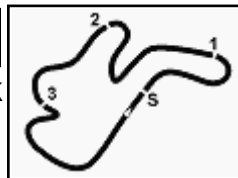
FICR PERUGIA TIMING



Official Tyre Supplier



Official Timekeeper



Phillip Island 4.445 m

## Yamaha Finance Australian Round, 28 February - 1 March 2020 Tissot Superpole Award

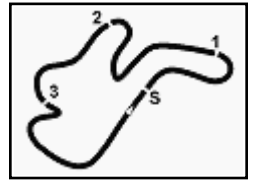
	Points	Points From First	Points From Previous	March 1	March 15	March 29	April 19	May 10	May 24	June 14	July 5	August 2	September 6	September 20	September 27	October 11			
				PHILLIP ISLAND	LOSAIL	JEREZ	ASSEN	IMOLA	ARAGON	MISANO	DONINGTON	OSCHERSLEBEN	PORTIMAO	BARCELONA	MAGNY-COURS	SAN JUAN			
1 SYKES Tom (GBR)	12			12															
2 REDDING Scott (GBR)	9	3		9															
3 REA Jonathan (GBR)	7	5	2	7															
4 RAZGATLIOGLU Toprak (TUR)	6	6	1	6															
5 HASLAM Leon (GBR)	5	7	1	5															
6 VAN DER MARK Michael (NED)	4	8	1	4															
7 BAZ Loris (FRA)	3	9	1	3															
8 LOWES Alex (GBR)	2	10	1	2															
9 CORTESE Sandro (GER)	1	11	1	1															

29/02/2020 Odd points columns: Tissot Superpole Even points columns: Tissot Superpole Race

These data/results cannot be reproduced, stored and/or transmitted in whole or in part by any manner of electronic, mechanical, photocopying, recording, broadcasting or otherwise now known or herein after developed without the previous express consent by the copyright owner, except for reproduction in daily press and regular printed publications on sale to the public within 60 days of the event related to those data/results and always provided that copyright symbol appears together as follows below.

© DORNA WSBK ORGANIZATION Srl 2020





Phillip Island 4.445 m

## Yamaha Finance Australian Round, 28 February - 1 March 2020

### Starting Grid - Race 1

22 Laps x 4,445 km = 97,790 km

Pos	Number	Name	Team	Time
1	66	SYKES T.	BMW	1'29.230
2	45	REDDING S.	Ducati	1'29.569
3	1	REA J.	Kawasaki	1'29.598
4	54	RAZGATLIOGLU T.	Yamaha	1'29.769
5	91	HASLAM L.	Honda	1'29.859
6	60	VAN DER MARK M.	Yamaha	1'29.863
7	76	BAZ L.	Yamaha	1'29.970
8	22	LOWES A.	Kawasaki	1'30.043
9	11	CORTESE S.	Kawasaki	1'30.072
10	12	FORES X.	Kawasaki	1'30.222
11	77	SCHEIB M.	Kawasaki	1'30.349
12	64	CARICASULO F.	Yamaha	1'30.369
13	50	LAVERTY E.	BMW	1'30.369
14	21	RINALDI M.	Ducati	1'30.793
15	19	BAUTISTA A.	Honda	1'30.963
16	7	DAVIES C.	Ducati	1'30.966
17	31	GERLOFF G.	Yamaha	1'31.227
18	13	TAKAHASHI T.	Honda	1'33.879

29/02/2020 The Race Director .....

These data/results cannot be reproduced, stored and/or transmitted in whole or in part by any manner of electronic, mechanical, photocopying, recording, broadcasting or otherwise now known or herein after developed without the previous express consent by the copyright owner, except for reproduction in daily press and regular printed publications on sale to the public within 60 days of the event related to those data/results and always provided that copyright symbol appears together as follows below.

© DORNA WSBK ORGANIZATION Srl 2020

FKR PERUGIA TIMING



Official Tyre Supplier



Official Timekeeper