

Yamaha Finance Australian Round, 28 February - 1 March 2020

Results Warm Up

Phillip Island 4.445 m

1 / 2

No.	Rider	Nat	Team	Bike	Class	Time	Gap	Rel.	Laps	Speed	
										Avg	Max
1	76 L. BAZ	FRA	Ten Kate Racing Yamaha	Yamaha YZF R1	IND	1'30.470			11	176,876	315,8
2	22 A. LOWES	GBR	Kawasaki Racing Team WorldSBK	Kawasaki ZX-10RR		1'30.537	0.067	0.067	10	176,745	320,5
3	45 S. REDDING	GBR	ARUBA.IT Racing - Ducati	Ducati Panigale V4 R		1'30.550	0.080	0.013	10	176,720	322,4
4	91 L. HASLAM	GBR	Team HRC	Honda CBR1000RR-R		1'30.559	0.089	0.009	10	176,702	323,4
5	54 T. RAZGATLIOGLU	TUR	PATA YAMAHA WorldSBK Official Team	Yamaha YZF R1		1'30.582	0.112	0.023	10	176,658	319,5
6	66 T. SYKES	GBR	BMW Motorrad WorldSBK Team	BMW S1000 RR		1'30.722	0.252	0.140	10	176,385	314,0
7	19 A. BAUTISTA	ESP	Team HRC	Honda CBR1000RR-R		1'30.727	0.257	0.005	11	176,375	328,3
8	1 J. REA	GBR	Kawasaki Racing Team WorldSBK	Kawasaki ZX-10RR		1'30.754	0.284	0.027	10	176,323	317,6
9	60 M. VAN DER MARK	NED	PATA YAMAHA WorldSBK Official Team	Yamaha YZF R1		1'30.856	0.386	0.102	10	176,125	319,5
10	7 C. DAVIES	GBR	ARUBA.IT Racing - Ducati	Ducati Panigale V4 R		1'31.045	0.575	0.189	10	175,759	327,3
11	21 M. RINALDI	ITA	Team GOELEVELN	Ducati Panigale V4 R	IND	1'31.139	0.669	0.094	10	175,578	322,4
12	64 F. CARICASULO	ITA	GRT Yamaha WorldSBK Junior Team	Yamaha YZF R1	IND	1'31.341	0.871	0.202	10	175,190	318,6
13	12 X. FORES	ESP	Kawasaki Puccetti Racing	Kawasaki ZX-10RR	IND	1'31.552	1.082	0.211	10	174,786	318,6
14	77 M. SCHEIB	CHI	ORELAC Racing VERDNATURA	Kawasaki ZX-10RR	IND	1'32.231	1.761	0.679	10	173,499	318,6
15	11 S. CORTESE	GER	OUTDO Kawasaki TPR	Kawasaki ZX-10RR	IND	1'32.283	1.813	0.052	2	173,401	311,2
16	31 G. GERLOFF	USA	GRT Yamaha WorldSBK Junior Team	Yamaha YZF R1	IND	1'33.487	3.017	1.204	2	171,168	315,8
17	13 T. TAKAHASHI	JPN	MIE Racing Althea HONDA Team	Honda CBR1000RR-R	IND	1'34.382	3.912	0.895	10	169,545	309,5
18	50 E. LAVERTY	IRL	BMW Motorrad WorldSBK Team	BMW S1000 RR					1		312,1

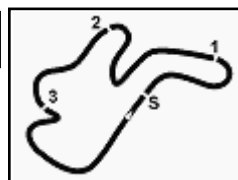
AIR	Humidity:	84%	Temp:	17°C
TRACK	Condition:	Dry	Temp:	19°C

Records	Pole (SP)	2020 T.Sykes	1'29.230	179,330	Km/h
	Race (SPRC)	2019 J.Rea	1'30.075	177,650	Km/h
	All Times (SP)	2020 T.Sykes	1'29.230	179,330	Km/h

Start	End	The results are provisional until the end of the time limit for protests and appeals and the completion of the technical checks.
01/03/2020 09:30	09:54	

These data/results cannot be reproduced, stored and/or transmitted in whole or in part by any manner of electronic, mechanical, photocopying, recording, broadcasting or otherwise now known or herein after developed without the previous express consent by the copyright owner, except for reproduction in daily press and regular printed publications on sale to the public within 60 days of the event related to those data/results and always provided that copyright symbol appears together as follows below.

© DORNA WSBK ORGANIZATION Srl 2020


Yamaha Finance Australian Round, 28 February - 1 March 2020
Results Warm Up
Session Highlights

Local Time	No. Rider	Description
09.30.00		Start
09.30.03		WorldSBK Pit Intervention Time: 1min 3secs
09.34.17	50 E. LAVERTY	Crashed - Turn 10
09.34.20		RED FLAG
09.34.49	11 S. CORTESE	Crashed - Turn 4
09.34.49	31 G. GERLOFF	Crashed - Turn 4
09.38.51	31 G. GERLOFF	Medical Centre
09.42.00		Session Restart
09.50.16		WorldSSP WUP Pit Lane Will Open at 10.05
09.54.01		End Of Session

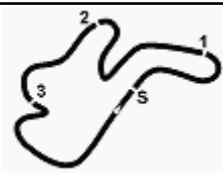
Fastest Laps Sequence

No.	Rider	Nat	Team	Bike	Local Time	Time	Gap	Avg
1	J. REA	GBR	Kawasaki Racing Team WorldSBK	Kawasaki ZX-10RR	09:33'23.938	1'31.215		175,432
22	A. LOWES	GBR	Kawasaki Racing Team WorldSBK	Kawasaki ZX-10RR	09:33'26.244	1'30.667	-0.548	176,492
91	L. HASLAM	GBR	Team HRC	Honda CBR1000RR-R	09:45'15.331	1'30.559	-0.108	176,702
76	L. BAZ	FRA	Ten Kate Racing Yamaha	Yamaha YZF R1	09:47'05.159	1'30.470	-0.089	176,876

01/03/2020 Start End The results are provisional until the end of the time limit for protests and appeals and the completion of the technical checks.

These data/results cannot be reproduced, stored and/or transmitted in whole or in part by any manner of electronic, mechanical, photocopying, recording, broadcasting or otherwise now known or herein after developed without the previous express consent by the copyright owner, except for reproduction in daily press and regular printed publications on sale to the public within 60 days of the event related to those data/results and always provided that copyright symbol appears together as follows below.

© DORNA WSBK ORGANIZATION Srl 2020



Phillip Island 4.445 m

Yamaha Finance Australian Round, 28 February - 1 March 2020

Best Sectors & Speed Warm Up

BEST LAP		
1	76 L. BAZ	Yamaha YZF R1 1'30.470
2	22 A. LOWES	Kawasaki ZX-10RR 1'30.537
3	45 S. REDDING	Ducati Panigale V4 R 1'30.550
4	91 L. HASLAM	Honda CBR1000RR-R 1'30.559
5	54 T. RAZGATLIOGLU	Yamaha YZF R1 1'30.582
6	66 T. SYKES	BMW S1000 RR 1'30.722
7	19 A. BAUTISTA	Honda CBR1000RR-R 1'30.727
8	1 J. REA	Kawasaki ZX-10RR 1'30.754
9	60 M. VAN DER MARK	Yamaha YZF R1 1'30.856
10	7 C. DAVIES	Ducati Panigale V4 R 1'31.045
11	21 M. RINALDI	Ducati Panigale V4 R 1'31.139
12	64 F. CARICASULO	Yamaha YZF R1 1'31.341
13	12 X. FORES	Kawasaki ZX-10RR 1'31.552
14	77 M. SCHEIB	Kawasaki ZX-10RR 1'32.231
15	11 S. CORTESE	Kawasaki ZX-10RR 1'32.283
16	31 G. GERLOFF	Yamaha YZF R1 1'33.487
17	13 T. TAKAHASHI	Honda CBR1000RR-R 1'34.382
18	50 E. LAVERTY	BMW S1000 RR

SPEED		
1	19 A. BAUTISTA	Honda CBR1000RR-R 328,3
2	7 C. DAVIES	Ducati Panigale V4 R 327,3
3	91 L. HASLAM	Honda CBR1000RR-R 323,4
4	21 M. RINALDI	Ducati Panigale V4 R 322,4
5	45 S. REDDING	Ducati Panigale V4 R 322,4
6	22 A. LOWES	Kawasaki ZX-10RR 320,5
7	54 T. RAZGATLIOGLU	Yamaha YZF R1 319,5
8	60 M. VAN DER MARK	Yamaha YZF R1 319,5
9	12 X. FORES	Kawasaki ZX-10RR 318,6
10	64 F. CARICASULO	Yamaha YZF R1 318,6
11	77 M. SCHEIB	Kawasaki ZX-10RR 318,6
12	1 J. REA	Kawasaki ZX-10RR 317,6
13	76 L. BAZ	Yamaha YZF R1 315,8
14	31 G. GERLOFF	Yamaha YZF R1 315,8
15	66 T. SYKES	BMW S1000 RR 314,0
16	50 E. LAVERTY	BMW S1000 RR 312,1
17	11 S. CORTESE	Kawasaki ZX-10RR 311,2
18	13 T. TAKAHASHI	Honda CBR1000RR-R 309,5

SEG. 1		SEG. 2		SEG. 3		SEG. 4	
1	76 L. BAZ 21.508	1	66 T. SYKES 26.136	1	76 L. BAZ 17.246	1	19 A. BAUTISTA 25.145
2	60 M. VAN DER MARK 21.512	2	45 S. REDDING 26.185	2	22 A. LOWES 17.256	2	45 S. REDDING 25.246
3	22 A. LOWES 21.528	3	54 T. RAZGATLIOGLU 26.187	3	60 M. VAN DER MARK 17.295	3	91 L. HASLAM 25.260
4	50 E. LAVERTY 21.529	4	1 J. REA 26.201	4	19 A. BAUTISTA 17.309	4	21 M. RINALDI 25.276
5	54 T. RAZGATLIOGLU 21.543	5	22 A. LOWES 26.220	5	66 T. SYKES 17.312	5	54 T. RAZGATLIOGLU 25.292
6	1 J. REA 21.576	6	76 L. BAZ 26.245	6	91 L. HASLAM 17.313	6	22 A. LOWES 25.298
7	91 L. HASLAM 21.598	7	7 C. DAVIES 26.266	7	1 J. REA 17.314	7	60 M. VAN DER MARK 25.321
8	45 S. REDDING 21.623	8	91 L. HASLAM 26.293	8	45 S. REDDING 17.321	8	7 C. DAVIES 25.366
9	19 A. BAUTISTA 21.629	9	60 M. VAN DER MARK 26.314	9	54 T. RAZGATLIOGLU 17.346	9	64 F. CARICASULO 25.371
10	12 X. FORES 21.733	10	50 E. LAVERTY 26.395	10	50 E. LAVERTY 17.401	10	66 T. SYKES 25.385
11	66 T. SYKES 21.745	11	19 A. BAUTISTA 26.401	11	21 M. RINALDI 17.403	11	76 L. BAZ 25.443
12	7 C. DAVIES 21.773	12	21 M. RINALDI 26.460	12	64 F. CARICASULO 17.484	12	1 J. REA 25.476
13	64 F. CARICASULO 21.794	13	12 X. FORES 26.472	13	12 X. FORES 17.523	13	12 X. FORES 25.559
14	21 M. RINALDI 21.834	14	64 F. CARICASULO 26.524	14	7 C. DAVIES 17.524	14	11 S. CORTESE 25.605
15	77 M. SCHEIB 22.026	15	77 M. SCHEIB 26.541	15	77 M. SCHEIB 17.569	15	77 M. SCHEIB 25.692
16	11 S. CORTESE 22.043	16	11 S. CORTESE 27.018	16	11 S. CORTESE 17.617	16	31 G. GERLOFF 26.097
17	31 G. GERLOFF 22.393	17	31 G. GERLOFF 27.286	17	31 G. GERLOFF 17.711	17	13 T. TAKAHASHI 26.225
18	13 T. TAKAHASHI 22.431	18	13 T. TAKAHASHI 27.381	18	13 T. TAKAHASHI 18.066	18	50 E. LAVERTY 26.288

01/03/2020

These data/results cannot be reproduced, stored and/or transmitted in whole or in part by any manner of electronic, mechanical, photocopying, recording, broadcasting or otherwise now known or herein after developed without the previous express consent by the copyright owner, except for reproduction in daily press and regular printed publications on sale to the public within 60 days of the event related to those data/results and always provided that copyright symbol appears together as follows below.

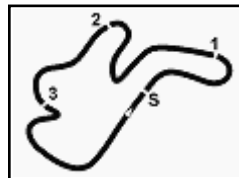
© DORNA WSBK ORGANIZATION Srl 2020

FICR PERUGIA TIMING


Official Tyre Supplier



Official Timekeeper



Phillip Island 4.445 m

Yamaha Finance Australian Round, 28 February - 1 March 2020

Ideal Times Warm Up

No.	Rider	Nat	Bike	Seg. 1	Seg. 2	Seg. 3	Seg. 4	Ideal Time				
				Diff. 1	Diff. 2	Diff. 3	Diff. 4	Best Lap	Pos.	Diff.		
1	22 A. LOWES	GBR	Kawasaki ZX-10RR	21.528 +0.023	26.220	17.256 +0.157	25.298 +0.055	1'30.302	1'30.537	2	0.235	
2	54 T. RAZGATLIOGLU	TUR	Yamaha YZF R1	21.543	26.187	17.346	25.292 +0.214	1'30.368	1'30.582	5	0.214	
3	45 S. REDDING	GBR	Ducati Panigale V4 R	21.623 +0.059	26.185 +0.037	17.321 +0.079	25.246	1'30.375	1'30.550	3	0.175	
4	76 L. BAZ	FRA	Yamaha YZF R1	21.508 +0.008	26.245 +0.012	17.246	25.443 +0.008	1'30.442	1'30.470	1	0.028	
5	60 M. VAN DER MARK	NED	Yamaha YZF R1	21.512	26.314 +0.188	17.295 +0.043	25.321 +0.183	1'30.442	1'30.856	9	0.414	
6	91 L. HASLAM	GBR	Honda CBR1000RR-R	21.598	26.293 +0.095	17.313	25.260	1'30.464	1'30.559	4	0.095	
7	19 A. BAUTISTA	ESP	Honda CBR1000RR-R	21.629 +0.163	26.401	17.309	25.145 +0.080	1'30.484	1'30.727	7	0.243	
8	1 J. REA	GBR	Kawasaki ZX-10RR	21.576 +0.076	26.201 +0.077	17.314	25.476 +0.034	1'30.567	1'30.754	8	0.187	
9	66 T. SYKES	GBR	BMW S1000 RR	21.745	26.136 +0.062	17.312 +0.082	25.385	1'30.578	1'30.722	6	0.144	
10	7 C. DAVIES	GBR	Ducati Panigale V4 R	21.773	26.266 +0.116	17.524	25.366	1'30.929	1'31.045	10	0.116	
11	21 M. RINALDI	ITA	Ducati Panigale V4 R	21.834 +0.041	26.460	17.403 +0.001	25.276 +0.124	1'30.973	1'31.139	11	0.166	
12	64 F. CARICASULO	ITA	Yamaha YZF R1	21.794 +0.021	26.524 +0.038	17.484 +0.109	25.371	1'31.173	1'31.341	12	0.168	
13	12 X. FORES	ESP	Kawasaki ZX-10RR	21.733 +0.265	26.472	17.523	25.559	1'31.287	1'31.552	13	0.265	
14	77 M. SCHEIB	CHI	Kawasaki ZX-10RR	22.026 +0.224	26.541 +0.038	17.569 +0.113	25.692 +0.028	1'31.828	1'32.231	14	0.403	
15	11 S. CORTESE	GER	Kawasaki ZX-10RR	22.043	27.018	17.617	25.605	1'32.283	1'32.283	15		
16	31 G. GERLOFF	USA	Yamaha YZF R1	22.393	27.286	17.711	26.097	1'33.487	1'33.487	16		
17	13 T. TAKAHASHI	JPN	Honda CBR1000RR-R	22.431 +0.018	27.381	18.066 +0.261	26.225	1'34.103	1'34.382	17	0.279	
	50 E. LAVERTY	IRL	BMW S1000 RR	One or more sectors missing								
Overall Ideal Time				21.508	26.136	17.246	25.145	1'30.035				

01/03/2020

These data/results cannot be reproduced, stored and/or transmitted in whole or in part by any manner of electronic, mechanical, photocopying, recording, broadcasting or otherwise now known or herein after developed without the previous express consent by the copyright owner, except for reproduction in daily press and regular printed publications on sale to the public within 60 days of the event related to those data/results and always provided that copyright symbol appears together as follows below.

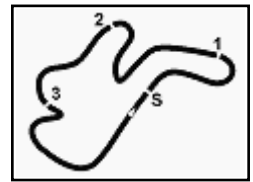
© DORNA WSBK ORGANIZATION Srl 2020

PIRELLI PERUGIA TIMING


Official Tyre Supplier



Official Timekeeper



Yamaha Finance Australian Round, 28 February - 1 March 2020 Chronological Analysis Warm Up

Phillip Island 4.445 m

1 / 2

1° 76 L. BAZ (1'30.470)							
Lap	Seg.1	Seg.2	Seg.3	Seg.4	Lap Time	km/h	Local Time
1							9:30'02.823
2	35.659	28.934	18.125	27.827	1'50.545P		9:31'53.368
3	21.925	26.797	17.429	25.769	1'31.920	315,8	9:33'25.288
4	21.526	26.292	17.222	25.792	1'30.832C	308,6	9:34'56.120
5	30.929	33.484	18.815	6'03.630	7'26.858P	179,4	9:42'22.978
6	31.680	26.462	17.492	25.443	1'41.077P		9:44'04.055
7	21.579	26.245	17.267	25.543	1'30.634	310,3	9:45'34.689
8	21.516	26.257	17.246	25.451	1'30.470	311,2	9:47'05.159
9	21.592	26.270	17.306	25.458	1'30.626	310,3	9:48'35.785
10	21.508	26.318	17.278	25.483	1'30.587	311,2	9:50'06.372
11	21.682	26.297	17.291	25.498	1'30.768	313,0	9:51'37.140
12	21.573	26.321	17.298	25.514	1'30.706	314,0	9:53'07.846

2° 22 A. LOWES (1'30.537)							
Lap	Seg.1	Seg.2	Seg.3	Seg.4	Lap Time	km/h	Local Time
1							9:30'06.267
2	34.365	31.342	17.769	25.834	1'49.310P		9:31'55.577
3	21.595	26.518	17.256	25.298	1'30.667	319,5	9:33'26.244
4	21.838	26.325	17.302	7'35.546	8'41.011P	320,5	9:42'07.255
5	34.159	26.658	17.565	25.934	1'44.316P		9:43'51.571
6	21.531	26.353	17.355	25.567	1'30.806	315,8	9:45'22.377
7	21.570	26.314	17.377	25.381	1'30.642	316,7	9:46'53.019
8	21.551	26.220	17.413	25.353	1'30.537	317,6	9:48'23.556
9	21.549	26.472	17.386	25.379	1'30.786	318,6	9:49'54.342
10	21.528	28.883	22.471	25.734	1'38.616	320,5	9:51'32.958
11	21.581	26.316	17.447	25.341	1'30.685	319,5	9:53'03.643

3° 45 S. REDDING (1'30.550)							
Lap	Seg.1	Seg.2	Seg.3	Seg.4	Lap Time	km/h	Local Time
1							9:30'30.645
2	33.536	28.469	18.556	26.109	1'46.670P		9:32'17.315
3	22.133	26.784	17.628	25.319	1'31.864	313,0	9:33'49.179
4	21.665	27.168	20.098	7'21.651	8'30.582P	320,5	9:42'19.761
5	32.346	27.045	17.909	25.653	1'42.953P		9:44'02.714
6	21.649	26.381	17.430	25.402	1'30.862	317,6	9:45'33.576
7	21.699	26.233	17.321	25.430	1'30.683	319,5	9:47'04.259
8	21.623	26.185	17.364	25.407	1'30.579	318,6	9:48'34.838
9	21.729	26.289	17.422	25.322	1'30.762	318,6	9:50'05.600
10	21.651	26.221	17.490	25.378	1'30.740	321,4	9:51'36.340
11	21.682	26.222	17.400	25.246	1'30.550	322,4	9:53'06.890

4° 91 L. HASLAM (1'30.559)							
Lap	Seg.1	Seg.2	Seg.3	Seg.4	Lap Time	km/h	Local Time
1							9:30'03.832
2	35.690	28.994	18.582	26.566	1'49.832P		9:31'53.664
3	21.773	27.057	17.593	25.438	1'31.861	318,6	9:33'25.525
4	21.974	26.476	17.363	7'31.488	8'37.301P	310,3	9:42'02.826
5	32.098	26.994	17.536	25.318	1'41.946P		9:43'44.772
6	21.598	26.388	17.313	25.260	1'30.559	319,5	9:45'15.331
7	21.674	26.312	17.400	25.325	1'30.711	319,5	9:46'46.042
8	21.666	26.326	17.342	25.461	1'30.795	319,5	9:48'16.837
9	21.614	30.313	17.784	25.721	1'35.432	320,5	9:49'52.269
10	21.921	29.463	19.656	27.387	1'38.427	323,4	9:51'30.696
11	21.748	26.293	17.319	25.343	1'30.703	322,4	9:53'01.399

5° 54 T. RAZGATLIOGLU (1'30.582)							
Lap	Seg.1	Seg.2	Seg.3	Seg.4	Lap Time	km/h	Local Time
1							9:30'25.456
2	31.474	27.223	17.771	25.584	1'42.052P		9:32'07.508
3	21.625	26.381	17.377	25.376	1'30.759	314,9	9:33'38.267

4	21.597	26.510	20.100	7'21.142	8'29.349P	315,8	9:42'07.616
5	30.379	26.381	17.448	25.507	1'39.715P		9:43'47.331
6	21.543	26.187	17.346	25.506	1'30.582	314,9	9:45'17.913
7	21.648	26.347	17.444	25.516	1'30.955	315,8	9:46'48.868
8	21.618	26.394	17.415	25.524	1'30.951	316,7	9:48'19.819
9	21.659	26.543	17.469	25.572	1'31.243	314,9	9:49'51.062
10	23.254	31.302	20.247	27.297	1'42.100	314,9	9:51'33.162
11	21.671	26.222	17.454	25.292	1'30.639	319,5	9:53'03.801

6° 66 T. SYKES (1'30.722)							
Lap	Seg.1	Seg.2	Seg.3	Seg.4	Lap Time	km/h	Local Time
1							9:30'38.936
2	35.527	28.499	17.768	26.205	1'47.999P		9:32'26.935
3	21.932	26.136	17.312	25.458	1'30.838	312,1	9:33'57.773
4	21.790	28.782	18.815	7'30.488	8'39.875P	312,1	9:42'37.648
5	33.338	27.552	17.841	25.722	1'44.453P		9:44'22.101
6	21.745	26.198	17.394	25.385	1'30.722	312,1	9:45'52.823
7	21.760	26.284	17.413	25.502	1'30.959	313,0	9:47'23.782
8	22.183	26.672	18.032	25.896	1'32.783	311,2	9:48'56.565
9	21.895	26.350	17.409	25.488	1'31.142	313,0	9:50'27.707
10	21.900	26.316	17.382	25.486	1'31.084	313,0	9:51'58.791
11	21.769	26.300	17.394	25.463	1'30.926	314,0	9:53'29.717

7° 19 A. BAUTISTA (1'30.727)							
Lap	Seg.1	Seg.2	Seg.3	Seg.4	Lap Time	km/h	Local Time
1							9:30'11.632
2	34.925	28.040	17.934	25.639	1'46.538P		9:31'58.170
3	21.986	26.680	17.443	25.145	1'31.254	323,4	9:33'29.424
4	21.714	26.427	17.455	29.695	1'35.291C	314,0	9:35'04.715
5	23.657	30.655	19.246	5'50.222	7'03.780P	292,7	9:42'08.495
6	33.768	26.806	17.651	25.584	1'43.809P		9:43'52.304
7	21.792	26.401	17.309	25.225	1'30.727	326,3	9:45'23.031
8	21.629	26.449	17.391	25.370	1'30.839	327,3	9:46'53.870
9	21.786	26.448	17.441	25.418	1'31.093	326,3	9:48'24.963
10	21.813	26.540	17.506	25.527	1'31.386	327,3	9:49'56.349
11	21.895	26.722	19.718	26.327	1'34.662	327,3	9:51'31.011
12	21.753	26.438	17.566	25.441	1'31.198	328,3	9:53'02.209

8° 1 J. REA (1'30.754)							
Lap	Seg.1	Seg.2	Seg.3	Seg.4	Lap Time	km/h	Local Time
1							9:30'07.540
2	33.417	27.809	18.268	25.689	1'45.183P		9:31'52.723
3	21.626	26.575	17.414	25.600	1'31.215	311,2	9:33'23.938
4	21.947	26.370	17.374	7'32.465	8'38.156P	314,0	9:42'02.094
5	31.555	26.669	17.625	25.595	1'41.444P		9:43'43.538
6	21.609	26.265	17.456	25.476	1'30.806	315,8	9:45'14.344
7	21.613	26.265	17.430	25.523	1'30.831	314,9	9:46'45.175
8	21.652	26.278	17.314	25.510	1'30.754	314,9	9:48'15.929
9	21.576	31.055	17.600	25.579	1'35.810	315,8	9:49'51.739
10	21.818	30.392	19.886	26.289	1'38.385	317,6	9:51'30.124
11	21.714	26.201	17.391	25.480	1'30.786	314,9	9:53'00.910

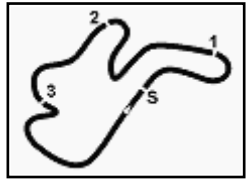
9° 60 M. VAN DER MARK (1'30.856)							
Lap	Seg.1	Seg.2	Seg.3	Seg.4	Lap Time	km/h	Local Time
1							9:30'14.162
2	32.596	28.068	18.073	25.321	1'44.058P		9:31'58.220
3	21.754	26.528	17.406	25.365	1'31.053	319,5	9:33'29.273
4	21.516	26.360	17.311	7'38.003	8'43.190P	316,7	9:42'12.463
5	32.102	27.593	17.590	25.475	1'42.760P		9:43'55.223
6	21.512	26.502	17.338	25.504	1'30.856	315,8	9:45'26.079
7	21.617	26.513	17.427	25.572	1'31.129	316,7	9:46'57.208
8	21.582	26.351	17.460	25.582	1'30.975	314,0	9:48'28.183

01/03/2020

P = Pits In/Out - C = Lap Time Cancelled

These data/results cannot be reproduced, stored and/or transmitted in whole or in part by any manner of electronic, mechanical, photocopying, recording, broadcasting or otherwise now known or herein after developed without the previous express consent by the copyright owner, except for reproduction in daily press and regular printed publications on sale to the public within 60 days of the event related to those data/results and always provided that copyright symbol appears together as follows below.

© DORNA WSBK ORGANIZATION Srl 2020



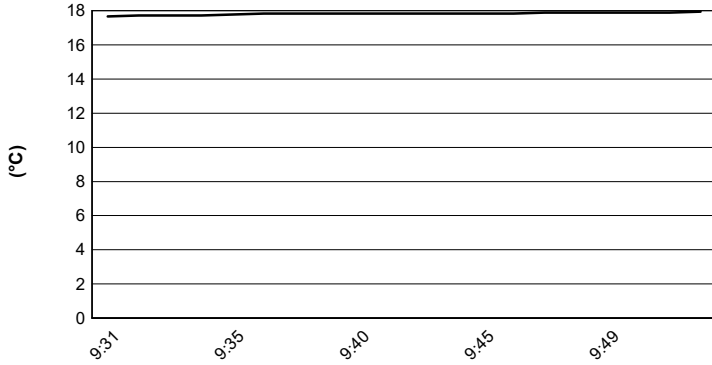
Phillip Island 4.445 m

Yamaha Finance Australian Round, 28 February - 1 March 2020

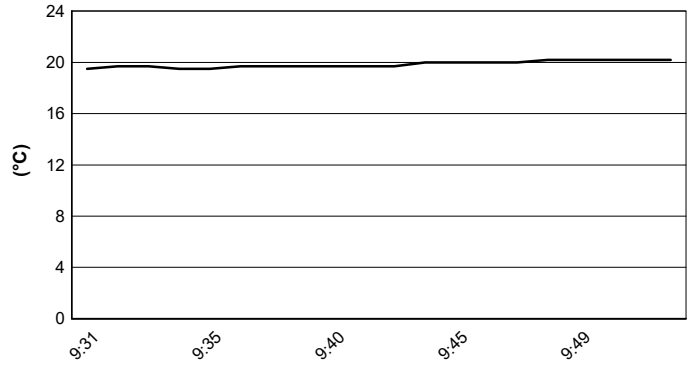
Weather Report Warm Up

Session started 09:30 - Session ended 9:54

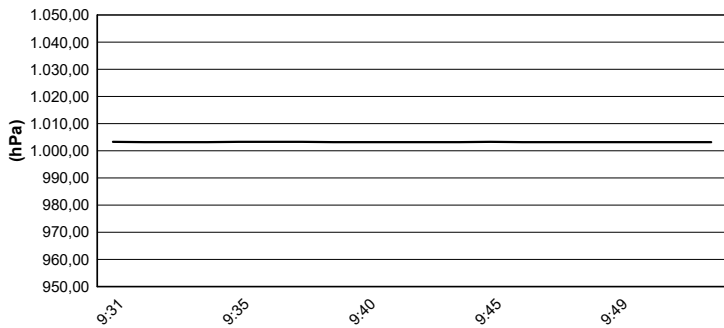
Air Temperature



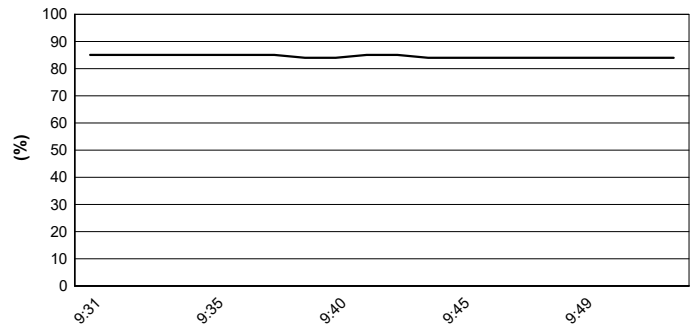
Track Temperature



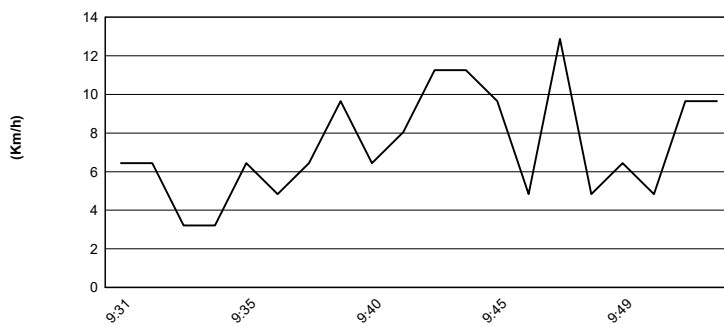
Air Pressure



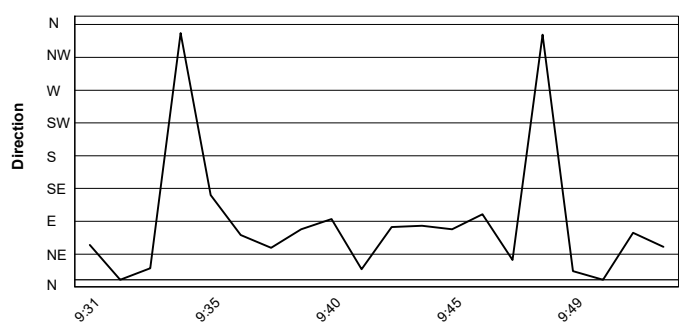
Humidity



Wind Speed



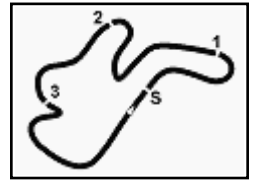
Wind Direction



01/03/2020

These data/results cannot be reproduced, stored and/or transmitted in whole or in part by any manner of electronic, mechanical, photocopying, recording, broadcasting or otherwise now known or herein after developed without the previous express consent by the copyright owner, except for reproduction in daily press and regular printed publications on sale to the public within 60 days of the event related to those data/results and always provided that copyright symbol appears together as follows below.

© DORNA WSBK ORGANIZATION Srl 2020



Phillip Island 4.445 m

Yamaha Finance Australian Round, 28 February - 1 March 2020

Starting Grid - Tissot Superpole Race

10 Laps x 4,445 km = 44,450 km

Grid	Number	Name	Team	Time
1	66	SYKES T.	BMW	1'29.230
2	45	REDDING S.	Ducati	1'29.569
3	1	REA J.	Kawasaki	1'29.598
4	54	RAZGATLIOGLU T.	Yamaha	1'29.769
5	91	HASLAM L.	Honda	1'29.859
6	60	VAN DER MARK M.	Yamaha	1'29.863
7	76	BAZ L.	Yamaha	1'29.970
8	22	LOWES A.	Kawasaki	1'30.043
9	12	FORES X.	Kawasaki	1'30.222
10	77	SCHEIB M.	Kawasaki	1'30.349
11	64	CARICASULO F.	Yamaha	1'30.369
12*	11	CORTESE S.	Kawasaki	1'30.072
13	21	RINALDI M.	Ducati	1'30.793
14	19	BAUTISTA A.	Honda	1'30.963
15	7	DAVIES C.	Ducati	1'30.966
16	13	TAKAHASHI T.	Honda	1'33.879

N.31 (Gerloff G.) will not take part in the race. Declared unfit after WUP
N.11 (Cortese S.) as been penalized by 3 grid positions
N.50 (Lavery E.) will not take part in the race. Declared unfit after WUP

01/03/2020 The Race Director

* = Penalized

These data/results cannot be reproduced, stored and/or transmitted in whole or in part by any manner of electronic, mechanical, photocopying, recording, broadcasting or otherwise now known or herein after developed without the previous express consent by the copyright owner, except for reproduction in daily press and regular printed publications on sale to the public within 60 days of the event related to those data/results and always provided that copyright symbol appears together as follows below.

© DORNA WSBK ORGANIZATION Srl 2020

FKR PERUGIA TIMING



Official Tyre Supplier



Official Timekeeper