

Yamaha Finance Australian Round, 28 February - 1 March 2020

Results Race

Laps 16 = 71,120 Km - Time of Race 26'21.914 - Avg. 161,850 km/h

Pos	Grid	No. Rider	Nat	Team	Bike	LL	Gap	Rel.	Fastest Lap	Speed	Qualifying	Speed
1	1	55 A. LOCATELLI	ITA	BARDAHL Evan Bros. WorldSSP Team	Yamaha YZF R6	16			1'33.210	279,8	1'32.176	276,9
2	P 4	16 J. CLUZEL	FRA	GMT94 Yamaha	Yamaha YZF R6	16	6.780	6.780	1'33.954	284,2	1'32.891	274,1
3	8	94 C. PEROLARI	FRA	GMT94 Yamaha	Yamaha YZF R6	16	11.372	4.592	1'33.883	286,5	1'33.387	269,3
4	3	44 L. MAHIAS	FRA	Kawasaki Puccetti Racing	Kawasaki ZX-6R	16	11.423	0.051	1'33.928	285,0	1'32.617	272,0
5	P 11	38 H. SOOMER	EST	Kallio Racing	Yamaha YZF R6	16	15.520	4.097	1'34.100	282,7	1'33.554	277,6
6	P 7	4 S. ODENDAAL	RSA	EAB Ten Kate Racing	Yamaha YZF R6	16	18.697	3.177	1'33.974	281,3	1'33.056	276,2
7	12	81 M. GONZALEZ	ESP	Kawasaki ParkinGO Team	Kawasaki ZX-6R	16	20.826	2.129	1'34.487	289,5	1'33.682	276,2
8	P 14	32 I. VIÑALES	ESP	Kallio Racing	Yamaha YZF R6	16	23.381	2.555	1'34.039	285,0	1'33.236	270,7
9	10	61 C. ÖNCÜ	TUR	Turkish Racing Team	Kawasaki ZX-6R	16	25.217	1.836	1'34.337	284,2	1'33.507	272,0
10	13	99 D. WEBB	GBR	WRP Wepol Racing	Yamaha YZF R6	16	31.700	6.483	1'34.924	286,5	1'33.723	273,4
11	19	52 P. HOBELSBERGER	GER	Dynavolt Honda	Honda CBR600RR	16	38.205	6.505	1'35.399	282,7	1'35.023	267,3
12	16	56 P. SEBESTYEN	HUN	OXXO Yamaha Team Toth	Yamaha YZF R6	16	41.523	3.318	1'35.071	279,8	1'34.282	272,7
13	18	25 A. VERDOÍA	FRA	bLU cRU WorldSSP by MS Racing	Yamaha YZF R6	16	46.929	5.406	1'35.320	281,3	1'34.883	271,4
14	P 20	74 J. VAN SIKKELERUS	NED	MPM Routz Racing Team	Yamaha YZF R6	16	1'02.683	15.754	1'35.551	278,4	1'35.219	264,1
15	21	84 L. CRESSON	BEL	OXXO Yamaha Team Toth	Yamaha YZF R6	16	1'14.262	11.579	1'35.429	281,3	1'35.397	272,0
16	22	9 G. HENDRA PRATAMA	INA	bLU cRU WorldSSP by MS Racing	Yamaha YZF R6	16	1'32.084	17.822	1'36.940	279,1	1'35.559	270,0
-----Not Classified-----												
RET	17	71 C. BERGMAN	SWE	Wójcik Racing Team	Yamaha YZF R6	7	9 Laps		1'35.438	282,0	1'34.349	274,1
RET	6	5 P. OETTL	GER	Kawasaki Puccetti Racing	Kawasaki ZX-6R	6	10 Laps		1'33.839	285,7	1'32.959	267,3
RET	15	78 H. OKUBO	JPN	Dynavolt Honda	Honda CBR600RR	3	13 Laps		1'35.536	281,3	1'34.040	268,7
-----Disqualified-----												
DSQ	5	3 R. DE ROSA	ITA	MV Agusta Reparto Corse	MV Agusta F3 675	16	5.817		1'33.374	282,0	1'32.894	268,7
DSQ	P 9	22 F. FULIGNI	ITA	MV Agusta Reparto Corse	MV Agusta F3 675	16	21.823		1'34.377	288,0	1'33.433	266,7
DSQ	2	1 R. KRUMMENACHER	SUI	MV Agusta Reparto Corse	MV Agusta F3 675	0					1'32.323	272,7

AIR	Humidity:	40%	Temp:	28°C
TRACK	Condition:	Dry	Temp:	31°C

Records	Pole (SP)	2020	A.Locatelli	1'32.176	173,60 Km/h
	Race (RC)	2018	S.Cortese	1'33.072	171,93 Km/h
	All Times (SP)	2020	A.Locatelli	1'32.176	173,60 Km/h
Race Fastest Lap		Lap 11	A.Locatelli	1'33.210	171,68 Km/h

LAP LEADERS					
No.	Rider	From	To	Laps	Total
55	A. LOCATELLI	1	8	8	
74	J. VAN SIKKELERUS	9	9	1	1
55	A. LOCATELLI	10	16	7	15

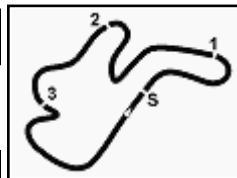
TOTAL LEADER LAPS		
No.	Rider	Laps
55	A. LOCATELLI	15
74	J. VAN SIKKELERUS	1

N.1 (Krummenacher R.), 3 (De Rosa R.) and 22 (Fulgini F.) have been disqualified according to the FIM WorldSBK Stewards Decision

Start 01/03/2020 13:15 End 13:43 The results are provisional until the end of the time limit for protests and appeals and the completion of the technical checks.

These data/results cannot be reproduced, stored and/or transmitted in whole or in part by any manner of electronic, mechanical, photocopying, recording, broadcasting or otherwise now known or herein after developed without the previous express consent by the copyright owner, except for reproduction in daily press and regular printed publications on sale to the public within 60 days of the event related to those data/results and always provided that copyright symbol appears together as follows below.

© DORNA WSBK ORGANIZATION Srl 2020



Yamaha Finance Australian Round, 28 February - 1 March 2020

Results Race

Race Highlights

Time	No. Rider	Description
13.12.53		Warm-up Lap Start
13.15.44		Start
13.16.01	1 Krummenacher	Crashed - Turn 1
13.17.31	1 Krummenacher	Not Actively Competing
13.18.28	9 Hendra Pratama	On the Gravel - Re-Joined - Turn 6
13.21.19	84 Cresson	Ride Through - Jump Start
13.21.34	78 Okubo	Crashed - Turn 3
13.22.37	78 Okubo	Out
13.23.32	84 Cresson	Entered Pits
13.24.05	84 Cresson	Exited Pits
13.25.31	5 Oetli	Crashed - Turn 2
13.25.51	5 Oetli	Re-joined
13.26.28	3 De Rosa	Entered Pits
13.26.29	16 Cluzel	Entered Pits
13.26.33	4 Odendaal	Entered Pits
13.26.48	56 Sebestyen	Entered Pits
13.27.27	5 Oetli	Entered Pits
13.27.47	3 De Rosa	Exited Pits
13.27.47	16 Cluzel	Exited Pits
13.27.51	4 Odendaal	Exited Pits
13.28.08	38 Soomer	Entered Pits
13.28.09	32 Viñales	Entered Pits
13.28.10	56 Sebestyen	Exited Pits
13.28.10	81 Gonzalez	Entered Pits
13.28.10	61 Öncü	Entered Pits
13.28.18	52 Hobelsberger	Entered Pits
13.28.31	71 Bergman	Crashed - Turn 12
13.28.50	9 Hendra Pratama	Entered Pits
13.28.52	5 Oetli	Out
13.29.04	71 Bergman	Not Actively Competing
13.29.25	32 Viñales	Exited Pits
13.29.26	38 Soomer	Exited Pits
13.29.29	81 Gonzalez	Exited Pits
13.29.32	61 Öncü	Exited Pits
13.29.33	55 Locatelli	Entered Pits
13.29.38	52 Hobelsberger	Exited Pits
13.29.39	44 Mahias	Entered Pits
13.29.39	94 Perolari	Entered Pits
13.29.47	22 Fuligni	Entered Pits
13.29.49	99 Webb	Entered Pits
13.29.50	4 Odendaal	will be penalized by 2.540 for infringement of pit time
13.29.59	25 Verdoña	Entered Pits
13.30.14	9 Hendra Pratama	Exited Pits
13.30.22	16 Cluzel	will be penalized by 0.080 for infringement of pit time
13.30.27	84 Cresson	Entered Pits
13.30.52	55 Locatelli	Exited Pits
13.30.58	44 Mahias	Exited Pits
13.30.58	94 Perolari	Exited Pits
13.31.05	22 Fuligni	Exited Pits
13.31.10	99 Webb	Exited Pits
13.31.18	25 Verdoña	Exited Pits
13.31.24	32 Viñales	will be penalized by 9.645 for infringement of pit time
13.31.39	74 van Sikkelerus	Entered Pits
13.31.48	38 Soomer	will be penalized by 3.505 for infringement of pit time
13.31.49	84 Cresson	Exited Pits
13.32.34	22 Fuligni	will be penalized by 1.320 for infringement of pit time
13.32.54	74 van Sikkelerus	Exited Pits
13.33.49	74 van Sikkelerus	will be penalized by 13.310 for infringement of pit time
13.36.54		Penalties will be applied after chequered flag
13.43.37		All penalties applied
13.43.46		End Of Session

Start End The results are provisional until the end of the time limit for protests and appeals and the completion of the technical checks.

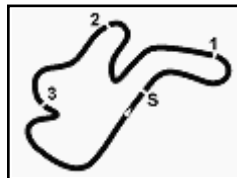
01/03/2020

13:15

13:43

These data/results cannot be reproduced, stored and/or transmitted in whole or in part by any manner of electronic, mechanical, photocopying, recording, broadcasting or otherwise now known or herein after developed without the previous express consent by the copyright owner, except for reproduction in daily press and regular printed publications on sale to the public within 60 days of the event related to those data/results and always provided that copyright symbol appears together as follows below.

© DORNA WSBK ORGANIZATION Srl 2020



Phillip Island 4.445 m

1 / 4

Yamaha Finance Australian Round, 28 February - 1 March 2020

Lap Chart Race

	Lap															
	1	2	3	4	5	6	7	8	9	10	11	12	13	14	15	16
1	55	55	55	55	55	55	55	55	74	55	55	55	55	55	55	55
2	44	3	3	3	3	3	44	44	55	3	3	3	3	3	3	3
3	16	16	16	44	44	44	94	94	94	16	16	16	16	16	16	16
4	3	44	44	16	16	16	32	22	44	44	94	44	44	44	44	94
5	94	94	94	94	94	5	38	99	22	94	44	94	94	94	94	44
6	5	5	5	5	5	94	61	25	16	32	38	38	38	38	38	38
7	4	32	32	4	4	4	81	74	3	38	32	32	32	32	32	32
8	32	4	4	32	32	32	22	84	32	4	4	4	4	4	4	4
9	61	61	61	61	61	38	99	32	38	74	81	81	81	81	22	22
10	99	99	38	38	38	61	71	38	99	81	22	22	22	22	81	81
11	38	22	81	81	81	81	52	81	4	22	61	61	61	61	61	61
12	22	38	22	99	22	22	25	16	81	61	99	99	99	99	99	99
13	81	81	99	22	99	99	74	3	25	99	52	52	52	52	52	52
14	78	25	25	71	71	71	9	61	61	52	56	56	56	56	56	56
15	25	78	78	25	52	52	84	52	52	25	25	25	25	25	25	25
16	56	52	71	52	25	25	4	4	56	56	74	74	74	74	74	74
17	52	71	52	84	74	74	3	56	84	84	84	84	84	84	84	84
18	71	84	84	74	56	56	16	9	9	9	9	9	9	9	9	9
19	9	74	74	56	84	9	56									
20	84	56	56	9	9	84										
21	74	9	9													

Final Result		
1	55 A. LOCATELLI	Laps 16
2	16 J. CLUZEL (P)	6.780
3	94 C. PEROLARI	11.372
4	44 L. MAHIAS	11.423
5	38 H. SOOMER (P)	15.520
6	4 S. ODENDAAL (P)	18.697
7	81 M. GONZALEZ	20.826
8	32 I. VIÑALES (P)	23.381
9	61 C. ÖNCÜ	25.217
10	99 D. WEBB	31.700
11	52 P. HOBELSBERGER	38.205
12	56 P. SEBESTYEN	41.523
13	25 A. VERDOÑA	46.929
14	74 J. VAN SIKKELERUS	1'02.683
15	84 L. CRESSON	1'14.262
16	9 G. HENDRA PRATAM	1'32.084
RET	71 C. BERGMAN	9 Laps
RET	5 P. OETTL	10 Laps
RET	78 H. OKUBO	13 Laps
DSQ	3 R. DE ROSA	5.817
DSQ	22 F. FULIGNI (P)	21.823
DSQ	1 R. KRUMMENACHER	

01/03/2020

These data/results cannot be reproduced, stored and/or transmitted in whole or in part by any manner of electronic, mechanical, photocopying, recording, broadcasting or otherwise now known or herein after developed without the previous express consent by the copyright owner, except for reproduction in daily press and regular printed publications on sale to the public within 60 days of the event related to those data/results and always provided that copyright symbol appears together as follows below.

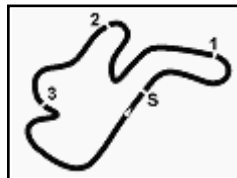
© DORNA WSBK ORGANIZATION Srl 2020

FCR PERUGIA TIMING


Official Tyre Supplier



Official Timekeeper



Phillip Island 4.445 m

Yamaha Finance Australian Round, 28 February - 1 March 2020

Lap Chart Race

2 / 4

Lap 1

1	55	A.Locatelli	1'38.706
2	44	L.Mahias	0.495
3	16	J.Cluzel	0.704
4	3	R.De Rosa	0.894
5	94	C.Perolari	1.186
6	5	P.Oettl	1.507
7	4	S.Odendaal	2.157
8	32	I.Viñales	2.204
9	61	C.Öncü	2.358
10	99	D.Webb	2.748
11	38	H.Soomer	2.791
12	22	F.Fuligni	3.302
13	81	M.Gonzalez	3.468
14	78	H.Okubo	3.571
15	25	A.Verdoia	3.760
16	56	P.Sebestyen	4.074
17	52	P.Hobelsberger	4.463
18	71	C.Bergman	4.584
19	9	G.Hendra Pratama	4.978
20	84	L.Cresson	5.002
21	74	J.van Sikkelerus	5.269

5	94	C.Perolari	3.001
6	5	P.Oettl	3.068
7	4	S.Odendaal	5.390
8	32	I.Viñales	5.607
9	61	C.Öncü	5.818
10	38	H.Soomer	6.202
11	81	M.Gonzalez	6.827
12	99	D.Webb	7.665
13	22	F.Fuligni	7.762
14	71	C.Bergman	11.129
15	25	A.Verdoia	11.255
16	52	P.Hobelsberger	11.331
17	84	L.Cresson	12.720
18	74	J.van Sikkelerus	13.309
19	56	P.Sebestyen	16.426
20	9	G.Hendra Pratama	27.666

Lap 5

1	55	A.Locatelli	7'53.204
2	3	R.De Rosa	2.518
3	44	L.Mahias	3.050
4	16	J.Cluzel	3.181
5	94	C.Perolari	3.387
6	5	P.Oettl	3.628
7	4	S.Odendaal	6.208
8	32	I.Viñales	6.361
9	61	C.Öncü	7.243
10	38	H.Soomer	7.403
11	81	M.Gonzalez	7.713
12	22	F.Fuligni	9.133
13	99	D.Webb	9.338
14	71	C.Bergman	13.010
15	52	P.Hobelsberger	13.894
16	25	A.Verdoia	14.060
17	74	J.van Sikkelerus	15.880
18	56	P.Sebestyen	18.510
19	84	L.Cresson	35.024
20	9	G.Hendra Pratama	36.340

Lap 6

1	55	A.Locatelli	9'26.839
2	3	R.De Rosa	3.086
3	44	L.Mahias	3.891
4	16	J.Cluzel	4.070
5	5	P.Oettl	4.567
6	94	C.Perolari	4.714
7	4	S.Odendaal	7.350
8	32	I.Viñales	7.496
9	38	H.Soomer	8.143
10	61	C.Öncü	8.747
11	81	M.Gonzalez	9.306
12	22	F.Fuligni	10.468
13	99	D.Webb	10.810
14	71	C.Bergman	15.148
15	52	P.Hobelsberger	16.033
16	25	A.Verdoia	17.185
17	74	J.van Sikkelerus	18.973
18	56	P.Sebestyen	20.586
19	9	G.Hendra Pratama	41.312
20	84	L.Cresson	47.453

Lap 7

1	55	A.Locatelli	11'00.424
2	44	L.Mahias	4.768
3	94	C.Perolari	5.170
4	32	I.Viñales	9.039
5	38	H.Soomer	9.313
6	61	C.Öncü	10.457
7	81	M.Gonzalez	10.813
8	22	F.Fuligni	11.820
9	99	D.Webb	12.401
10	71	C.Bergman	17.278
11	52	P.Hobelsberger	18.130
12	25	A.Verdoia	20.465
13	74	J.van Sikkelerus	22.371

14	9	G.Hendra Pratama	46.148
15	84	L.Cresson	50.149
16	4	S.Odendaal	1'02.822
17	3	R.De Rosa	1'07.704
18	16	J.Cluzel	1'09.842
19	56	P.Sebestyen	1'32.670

Lap 8

1	55	A.Locatelli	12'34.066
2	44	L.Mahias	5.705
3	94	C.Perolari	6.163
4	22	F.Fuligni	12.867
5	99	D.Webb	14.346
6	25	A.Verdoia	23.867
7	74	J.van Sikkelerus	25.551
8	84	L.Cresson	53.040
9	32	I.Viñales	1'14.209
10	38	H.Soomer	1'14.769
11	81	M.Gonzalez	1'18.002
12	16	J.Cluzel	1'19.563
13	3	R.De Rosa	1'19.733
14	61	C.Öncü	1'20.824
15	52	P.Hobelsberger	1'23.382
16	4	S.Odendaal	1'25.563
17	56	P.Sebestyen	1'44.123
18	9	G.Hendra Pratama	2'01.772

Lap 9

1	74	J.van Sikkelerus	14'36.790
2	55	A.Locatelli	37.240
3	94	C.Perolari	43.679
4	44	L.Mahias	44.169
5	22	F.Fuligni	46.974
6	16	J.Cluzel	50.955
7	3	R.De Rosa	50.980
8	32	I.Viñales	55.148
9	38	H.Soomer	55.392
10	99	D.Webb	56.224
11	4	S.Odendaal	57.182
12	81	M.Gonzalez	59.093
13	25	A.Verdoia	59.598
14	61	C.Öncü	1'03.294
15	52	P.Hobelsberger	1'10.715
16	56	P.Sebestyen	1'16.470
17	84	L.Cresson	1'34.920
18	9	G.Hendra Pratama	1'48.179

Lap 10

1	55	A.Locatelli	16'58.036
2	3	R.De Rosa	3.492
3	16	J.Cluzel	3.743
4	44	L.Mahias	6.353
5	94	C.Perolari	6.417
6	32	I.Viñales	8.234
7	38	H.Soomer	8.246
8	4	S.Odendaal	9.910
9	74	J.van Sikkelerus	12.146
10	81	M.Gonzalez	12.709
11	22	F.Fuligni	16.129
12	61	C.Öncü	16.385
13	99	D.Webb	20.482
14	52	P.Hobelsberger	25.177
15	25	A.Verdoia	30.540
16	56	P.Sebestyen	30.568
17	84	L.Cresson	59.851
18	9	G.Hendra Pratama	1'03.967

Lap 11

1	55	A.Locatelli	18'31.246
2	3	R.De Rosa	4.306
3	16	J.Cluzel	4.649
4	94	C.Perolari	7.325
5	44	L.Mahias	7.374
6	38	H.Soomer	9.508

Lap 12

1	55	A.Locatelli	20'04.817
2	3	R.De Rosa	4.809
3	16	J.Cluzel	5.272
4	44	L.Mahias	8.575
5	94	C.Perolari	8.694
6	38	H.Soomer	10.682
7	32	I.Viñales	11.233
8	4	S.Odendaal	12.507
9	81	M.Gonzalez	16.324
10	22	F.Fuligni	18.106
11	61	C.Öncü	18.687
12	99	D.Webb	24.728
13	52	P.Hobelsberger	30.279
14	56	P.Sebestyen	35.474
15	25	A.Verdoia	36.694
16	74	J.van Sikkelerus	39.047
17	84	L.Cresson	1'05.687
18	9	G.Hendra Pratama	1'12.719

Lap 13

1	55	A.Locatelli	21'38.675
2	3	R.De Rosa	5.364
3	16	J.Cluzel	5.868
4	44	L.Mahias	9.503
5	94	C.Perolari	9.673
6	38	H.Soomer	11.320
7	32	I.Viñales	11.947
8	4	S.Odendaal	13.931
9	81	M.Gonzalez	17.736
10	22	F.Fuligni	18.801
11	61	C.Öncü	20.412
12	99	D.Webb	26.754
13	52	P.Hobelsberger	32.469
14	56	P.Sebestyen	37.109
15	25	A.Verdoia	39.859
16	74	J.van Sikkelerus	41.868
17	84	L.Cresson	1'08.273
18	9	G.Hendra Pratama	1'16.976

Lap 14

1	55	A.Locatelli	23'12.562
2	3	R.De Rosa	5.953
3	16	J.Cluzel	6.278
4	44	L.Mahias	10.554
5	94	C.Perolari	10.647
6	38	H.Soomer	12.022
7	32	I.Viñales	12.762
8	4	S.Odendaal	15.128
9	81	M.Gonzalez	19.592
10	22	F.Fuligni	19.711
11	61	C.Öncü	22.611
12	99	D.Webb	28.891
13	52	P.Hobelsberger	34.953
14	56	P.Sebestyen	39.052
15	25	A.Verdoia	43.292
16	74	J.van Sikkelerus	44.791
17	84	L.Cresson	1'10.676
18	9	G.Hendra Pratama	1'21.597

Lap 15

01/03/2020

These data/results cannot be reproduced, stored and/or transmitted in whole or in part by any manner of electronic, mechanical, photocopying, recording, broadcasting or otherwise now known or herein after developed without the previous express consent by the copyright owner, except for reproduction in daily press and regular printed publications on sale to the public within 60 days of the event related to those data/results and always provided that copyright symbol appears together as follows below.

© DORNA WSBK ORGANIZATION Srl 2020

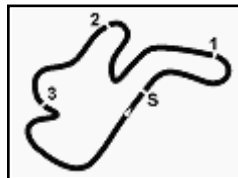
FICR PERUGIA TIMING



Official Tyre Supplier



Official Timekeeper



Phillip Island 4.445 m

3 / 4

Yamaha Finance Australian Round, 28 February - 1 March 2020

Lap Chart Race

1	55	A.Locatelli	24'46.919
2	3	R.De Rosa	6.091
3	16	J.Cluzel	6.605
4	44	L.Mahias	11.273
5	94	C.Perolari	11.419
6	38	H.Soomer	12.334
7	32	I.Viñales	13.303
8	4	S.Odendaal	15.853
9	22	F.Fuligni	20.470
10	81	M.Gonzalez	21.028
11	61	C.Öncü	24.227
12	99	D.Webb	30.481
13	52	P.Hobelsberger	36.688
14	56	P.Sebestyen	40.365
15	25	A.Verdoia	45.571
16	74	J.van Sikkelerus	47.228
17	84	L.Cresson	1'13.081
18	9	G.Hendra Pratama	1'26.588

Lap 16

1	55	A.Locatelli	26'21.914
2	3	R.De Rosa	5.817
3	16	J.Cluzel	6.700
4	94	C.Perolari	11.372
5	44	L.Mahias	11.423
6	38	H.Soomer	12.015
7	32	I.Viñales	13.736
8	4	S.Odendaal	16.157
9	22	F.Fuligni	20.503
10	81	M.Gonzalez	20.826
11	61	C.Öncü	25.217
12	99	D.Webb	31.700
13	52	P.Hobelsberger	38.205
14	56	P.Sebestyen	41.523
15	25	A.Verdoia	46.929
16	74	J.van Sikkelerus	49.373
17	84	L.Cresson	1'14.262
18	9	G.Hendra Pratama	1'32.084

01/03/2020

These data/results cannot be reproduced, stored and/or transmitted in whole or in part by any manner of electronic, mechanical, photocopying, recording, broadcasting or otherwise now known or herein after developed without the previous express consent by the copyright owner, except for reproduction in daily press and regular printed publications on sale to the public within 60 days of the event related to those data/results and always provided that copyright symbol appears together as follows below.

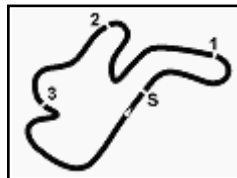
© DORNA WSBK ORGANIZATION Srl 2020

FICR PERUGIA TIMING


Official Tyre Supplier



Official Timekeeper



Phillip Island 4.445 m

4 / 4

Yamaha Finance Australian Round, 28 February - 1 March 2020

Lap Chart Race

Race Pace Comparison

	55 Loc	16 Clu	94 Per	44 Mah	38 Soo	4 Ode	81 Gon	32 Viñ	61 Önc	99 Web	52 Hob	56 Seb	25 Ver	74 vSi
1	1'38.706	1'39.410	1'39.892	1'39.201	1'41.497	1'40.863	1'42.174	1'40.910	1'41.064	1'41.454	1'43.169	1'42.780	1'42.466	1'43.975
2	1'33.678	1'33.954	1'33.883	1'34.331	1'35.280	1'34.346	1'34.731	1'34.039	1'34.377	1'34.924	1'35.399	1'41.528	1'35.320	1'35.551
3	1'33.499	1'34.037	1'34.002	1'33.928	1'34.379	1'34.943	1'34.752	1'34.869	1'34.933	1'35.612	1'35.882	1'35.726	1'35.558	1'36.896
4	1'33.434	1'34.444	1'34.541	1'34.329	1'34.363	1'34.555	1'34.487	1'35.106	1'34.761	1'34.992	1'36.198	1'35.709	1'37.228	1'36.204
5	1'33.887	1'34.540	1'34.273	1'34.465	1'35.088	1'34.705	1'34.773	1'34.641	1'35.312	1'35.560	1'36.450	1'35.971	1'36.692	1'36.458
6	1'33.635	1'34.524	1'34.962	1'34.476	1'34.375	1'34.777	1'35.228	1'34.770	1'35.139	1'35.107	1'35.774	1'35.711	1'36.760	1'36.728
7	1'33.585	2'39.357	1'34.041	1'34.462	1'34.755	2'29.057	1'35.092	1'35.128	1'35.295	1'35.176	1'35.682	2'45.669	1'36.865	1'36.983
8	1'33.642	1'43.363	1'34.635	1'34.579	2'39.098	1'56.383	2'40.831	2'38.812	2'44.009	1'35.587	2'38.894	1'45.095	1'37.044	1'36.822
9	2'39.964	1'34.116	2'40.240	2'41.188	1'43.347	1'34.343	1'43.815	1'43.663	1'45.194	2'44.602	1'50.057	1'35.071	2'38.455	1'37.173
10	1'44.006	1'34.034	1'43.984	1'43.430	1'34.100	1'33.974	1'34.862	1'34.332	1'34.337	1'45.504	1'35.708	1'35.344	1'52.188	2'33.392
11	1'33.210	1'34.116	1'34.118	1'34.231	1'34.472	1'34.248	1'35.210	1'34.904	1'34.347	1'35.394	1'35.882	1'35.969	1'36.503	1'57.066
12	1'33.571	1'34.194	1'34.940	1'34.772	1'34.745	1'35.130	1'35.186	1'34.876	1'34.736	1'35.633	1'36.001	1'35.718	1'36.432	1'36.616
13	1'33.858	1'34.454	1'34.837	1'34.786	1'34.496	1'35.282	1'35.270	1'34.572	1'35.583	1'35.884	1'36.048	1'35.493	1'37.023	1'36.679
14	1'33.887	1'34.297	1'34.861	1'34.938	1'34.589	1'35.084	1'35.743	1'34.702	1'36.086	1'36.024	1'36.371	1'35.830	1'37.320	1'36.810
15	1'34.357	1'34.684	1'35.129	1'35.076	1'34.669	1'35.082	1'35.793	1'34.898	1'35.973	1'35.947	1'36.092	1'35.670	1'36.636	1'36.794
16	1'34.995	1'35.090	1'34.948	1'35.145	1'34.676	1'35.299	1'34.793	1'35.428	1'35.985	1'36.214	1'36.512	1'36.153	1'36.353	1'37.140

	3 DeR	22 Ful	84 Cre	9 Hen	71 Ber	5 Oet	78 Oku
1	1'39.600	1'42.008	1'43.708	1'43.684	1'43.290	1'40.213	1'42.277
2	1'33.374	1'34.522	1'35.429	1'48.801	1'35.463	1'33.985	1'35.536
3	1'33.987	1'35.246	1'36.406	1'36.940	1'35.438	1'33.839	1'35.659
4	1'34.246	1'35.303	1'36.494	1'37.558	1'36.255	1'34.348	
5	1'34.515	1'35.258	1'56.191	1'42.561	1'35.768	1'34.447	
6	1'34.203	1'34.970	1'46.064	1'38.607	1'35.773	1'34.574	
7	2'38.203	1'34.937	1'36.281	1'38.421	1'35.715		
8	1'45.671	1'34.689	1'36.533	2'49.266			
9	1'33.971	2'36.831	2'44.604	1'49.131			
10	1'33.758	1'50.401	1'46.177	1'37.034			
11	1'34.024	1'34.377	1'36.189	1'37.393			
12	1'34.074	1'34.381	1'36.428	1'38.140			
13	1'34.413	1'34.553	1'36.444	1'38.115			
14	1'34.476	1'34.797	1'36.290	1'38.508			
15	1'34.495	1'35.116	1'36.762	1'39.348			
16	1'34.721	1'35.028	1'36.176	1'40.491			

01/03/2020

These data/results cannot be reproduced, stored and/or transmitted in whole or in part by any manner of electronic, mechanical, photocopying, recording, broadcasting or otherwise now known or herein after developed without the previous express consent by the copyright owner, except for reproduction in daily press and regular printed publications on sale to the public within 60 days of the event related to those data/results and always provided that copyright symbol appears together as follows below.

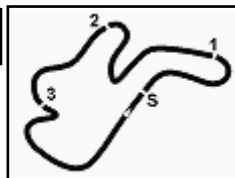
© DORNA WSBK ORGANIZATION Srl 2020

FICR PERUGIA TIMING


Official Tyre Supplier



Official Timekeeper



Yamaha Finance Australian Round, 28 February - 1 March 2020

Best Sectors & Speed Race

RESULTS			
1	55 A. LOCATELLI	Yamaha YZF R6	Laps 16
2	16 J. CLUZEL	Yamaha YZF R6	6.780
3	94 C. PEROLARI	Yamaha YZF R6	11.372
4	44 L. MAHIAS	Kawasaki ZX-6R	11.423
5	38 H. SOOMER	Yamaha YZF R6	15.520
6	4 S. ODENDAAL	Yamaha YZF R6	18.697
7	81 M. GONZALEZ	Kawasaki ZX-6R	20.826
8	32 I. VIÑALES	Yamaha YZF R6	23.381
9	61 C. ÖNCÜ	Kawasaki ZX-6R	25.217
10	99 D. WEBB	Yamaha YZF R6	31.700
11	52 P. HOBELBERGER	Honda CBR600RR	38.205
12	56 P. SEBESTYEN	Yamaha YZF R6	41.523
13	25 A. VERDOÍA	Yamaha YZF R6	46.929
14	74 J. VAN SIKKELERUS	Yamaha YZF R6	1'02.683
15	84 L. CRESSON	Yamaha YZF R6	1'14.262
16	9 G. HENDRA PRATAMA	Yamaha YZF R6	1'32.084
RET	71 C. BERGMAN	Yamaha YZF R6	9 Laps
RET	5 P. OETTL	Kawasaki ZX-6R	10 Laps
RET	78 H. OKUBO	Honda CBR600RR	13 Laps
DSQ	3 R. DE ROSA	MV Agusta F3 675	5.817
DSQ	22 F. FULIGNI	MV Agusta F3 675	21.823
DSQ	1 R. KRUMMENACHER	MV Agusta F3 675	

SPEED			
1	81 M. GONZALEZ	Kawasaki ZX-6R	289,5
2	22 F. FULIGNI	MV Agusta F3 675	288,0
3	94 C. PEROLARI	Yamaha YZF R6	286,5
4	99 D. WEBB	Yamaha YZF R6	286,5
5	5 P. OETTL	Kawasaki ZX-6R	285,7
6	32 I. VIÑALES	Yamaha YZF R6	285,0
7	44 L. MAHIAS	Kawasaki ZX-6R	285,0
8	16 J. CLUZEL	Yamaha YZF R6	284,2
9	61 C. ÖNCÜ	Kawasaki ZX-6R	284,2
10	52 P. HOBELBERGER	Honda CBR600RR	282,7
11	38 H. SOOMER	Yamaha YZF R6	282,7
12	71 C. BERGMAN	Yamaha YZF R6	282,0
13	3 R. DE ROSA	MV Agusta F3 675	282,0
14	4 S. ODENDAAL	Yamaha YZF R6	281,3
15	25 A. VERDOÍA	Yamaha YZF R6	281,3
16	78 H. OKUBO	Honda CBR600RR	281,3
17	84 L. CRESSON	Yamaha YZF R6	281,3
18	55 A. LOCATELLI	Yamaha YZF R6	279,8
19	56 P. SEBESTYEN	Yamaha YZF R6	279,8
20	9 G. HENDRA PRATAMA	Yamaha YZF R6	279,1
21	74 J. VAN SIKKELERUS	Yamaha YZF R6	278,4

SEG. 1		SEG. 2		SEG. 3		SEG. 4		
1	55 A. LOCATELLI	22.227	1	55 A. LOCATELLI	27.081	1	3 R. DE ROSA	25.908
2	5 P. OETTL	22.231	2	32 I. VIÑALES	27.194	2	55 A. LOCATELLI	25.939
3	44 L. MAHIAS	22.270	3	3 R. DE ROSA	27.203	3	94 C. PEROLARI	25.979
4	3 R. DE ROSA	22.289	4	38 H. SOOMER	27.260	4	16 J. CLUZEL	25.980
5	94 C. PEROLARI	22.296	5	94 C. PEROLARI	27.320	5	94 C. PEROLARI	26.044
6	16 J. CLUZEL	22.298	6	16 J. CLUZEL	27.338	6	4 S. ODENDAAL	26.063
7	32 I. VIÑALES	22.371	7	4 S. ODENDAAL	27.363	7	38 H. SOOMER	26.069
8	61 C. ÖNCÜ	22.390	8	22 F. FULIGNI	27.367	8	4 S. ODENDAAL	26.135
9	81 M. GONZALEZ	22.430	9	44 L. MAHIAS	27.368	9	22 F. FULIGNI	26.140
10	38 H. SOOMER	22.448	10	61 C. ÖNCÜ	27.430	10	61 C. ÖNCÜ	26.162
11	4 S. ODENDAAL	22.498	11	81 M. GONZALEZ	27.572	11	32 I. VIÑALES	26.174
12	22 F. FULIGNI	22.507	12	5 P. OETTL	27.579	12	81 M. GONZALEZ	26.248
13	71 C. BERGMAN	22.582	13	56 P. SEBESTYEN	27.642	13	99 D. WEBB	26.297
14	99 D. WEBB	22.608	14	99 D. WEBB	27.743	14	74 J. VAN SIKKELERUS	26.377
15	25 A. VERDOÍA	22.686	15	78 H. OKUBO	27.766	15	52 P. HOBELBERGER	26.392
16	52 P. HOBELBERGER	22.711	16	71 C. BERGMAN	27.783	16	25 A. VERDOÍA	26.393
17	56 P. SEBESTYEN	22.715	17	25 A. VERDOÍA	27.833	17	84 L. CRESSON	26.398
18	78 H. OKUBO	22.797	18	52 P. HOBELBERGER	27.835	18	78 H. OKUBO	26.412
19	84 L. CRESSON	22.935	19	84 L. CRESSON	27.850	19	71 C. BERGMAN	26.487
20	9 G. HENDRA PRATAMA	22.999	20	74 J. VAN SIKKELERUS	27.980	20	56 P. SEBESTYEN	26.493
21	74 J. VAN SIKKELERUS	23.012	21	9 G. HENDRA PRATAMA	28.218	21	9 G. HENDRA PRATAMA	26.606

01/03/2020

These data/results cannot be reproduced, stored and/or transmitted in whole or in part by any manner of electronic, mechanical, photocopying, recording, broadcasting or otherwise now known or herein after developed without the previous express consent by the copyright owner, except for reproduction in daily press and regular printed publications on sale to the public within 60 days of the event related to those data/results and always provided that copyright symbol appears together as follows below.

© DORNA WSBK ORGANIZATION Srl 2020

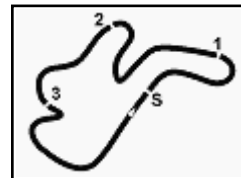
FICR PERUGIA TIMING



Official Tyre Supplier



Official Timekeeper



Phillip Island 4.445 m

Yamaha Finance Australian Round, 28 February - 1 March 2020

Chronological Analysis Race

Start at 13:15'30.720

1 / 3

1° 55 A. LOCATELLI (1'33.210)							
Lap	Seg.1	Seg.2	Seg.3	Seg.4	Lap Time	km/h	Local Time
1		27.105	17.884	25.939	1'38.706		13:17'09.426
2	22.394	27.179	17.993	26.112	1'33.678	276,2	13:18'43.104
3	22.365	27.165	17.913	26.056	1'33.499	276,9	13:20'16.603
4	22.298	27.204	17.956	25.976	1'33.434	279,1	13:21'50.037
5	22.375	27.343	17.972	26.197	1'33.887	279,8	13:23'23.924
6	22.444	27.264	17.886	26.041	1'33.635	278,4	13:24'57.559
7	22.430	27.187	17.920	26.048	1'33.585	277,6	13:26'31.144
8	22.385	27.314	17.915	26.028	1'33.642	278,4	13:28'04.786
9	22.423	27.253	17.837	1'32.451	2'39.964P	279,1	13:30'44.750
10	32.850	27.319	17.837	26.000	1'44.006P		13:32'28.756
11	22.227	27.081	17.853	26.049	1'33.210	276,9	13:34'01.966
12	22.393	27.231	17.814	26.133	1'33.571	277,6	13:35'35.537
13	22.485	27.358	17.882	26.133	1'33.858	276,9	13:37'09.395
14	22.445	27.386	17.906	26.150	1'33.887	276,9	13:38'43.282
15	22.595	27.382	17.981	26.399	1'34.357	276,9	13:40'17.639
16	22.707	27.622	18.136	26.530	1'34.995	276,9	13:41'52.634
Race Time 26'21.914							

2° 3 R. DE ROSA (1'33.374)							
Lap	Seg.1	Seg.2	Seg.3	Seg.4	Lap Time	km/h	Local Time
1		27.394	17.928	25.988	1'39.600		13:17'10.320
2	22.289	27.203	17.950	25.932	1'33.374	282,0	13:18'43.694
3	22.464	27.443	17.902	26.178	1'33.987	275,5	13:20'17.681
4	22.486	27.655	18.000	26.105	1'34.246	275,5	13:21'51.927
5	22.557	27.598	18.052	26.308	1'34.515	275,5	13:23'26.442
6	22.599	27.400	18.034	26.170	1'34.203	275,5	13:25'00.645
7	22.723	27.370	18.066	1'30.044	2'38.203P	273,4	13:27'38.848
8	34.569	27.363	17.831	25.908	1'45.671P		13:29'24.519
9	22.565	27.258	18.039	26.109	1'33.971	280,5	13:30'58.490
10	22.410	27.230	17.985	26.133	1'33.758	276,2	13:32'32.248
11	22.483	27.318	18.107	26.116	1'34.024	275,5	13:34'06.272
12	22.544	27.340	18.071	26.119	1'34.074	274,8	13:35'40.346
13	22.669	27.473	18.019	26.252	1'34.413	274,1	13:37'14.759
14	22.655	27.556	18.001	26.264	1'34.476	272,7	13:38'49.235
15	22.709	27.434	18.154	26.198	1'34.495	274,1	13:40'23.730
16	22.717	27.397	18.165	26.442	1'34.721	274,8	13:41'58.451
Race Time 26'27.731							

3° 16 J. CLUZEL (1'33.954)							
Lap	Seg.1	Seg.2	Seg.3	Seg.4	Lap Time	km/h	Local Time
1		27.363	17.874	26.044	1'39.410		13:17'10.130
2	22.298	27.508	18.006	26.142	1'33.954	281,3	13:18'44.084
3	22.395	27.439	17.967	26.236	1'34.037	275,5	13:20'18.121
4	22.427	27.945	17.943	26.129	1'34.444	280,5	13:21'52.565
5	22.608	27.704	18.029	26.199	1'34.540	281,3	13:23'27.105
6	22.599	27.772	17.934	26.219	1'34.524	284,2	13:25'01.629
7	22.538	27.591	18.056	1'31.172	2'39.357P	282,0	13:27'40.986
8	31.618	27.425	18.048	26.272	1'43.363P		13:29'24.349
9	22.395	27.338	18.091	26.292	1'34.116	274,1	13:30'58.465
10	22.527	27.359	17.942	26.206	1'34.034	274,1	13:32'32.499
11	22.381	27.347	18.105	26.283	1'34.116	281,3	13:34'06.615
12	22.433	27.483	17.997	26.281	1'34.194	279,1	13:35'40.809
13	22.463	27.537	18.008	26.446	1'34.454	279,1	13:37'15.263
14	22.420	27.581	17.979	26.317	1'34.297	279,1	13:38'49.560
15	22.576	27.511	18.156	26.441	1'34.684	279,8	13:40'24.244
16	22.637	27.673	18.225	26.555	1'35.090	278,4	13:41'59.334
Race Time 26'28.614 + 0.080Pen							

4° 94 C. PEROLARI (1'33.883)							
Lap	Seg.1	Seg.2	Seg.3	Seg.4	Lap Time	km/h	Local Time
1		27.498	17.887	25.979	1'39.892		13:17'10.612
2	22.328	27.433	18.002	26.120	1'33.883	282,7	13:18'44.495
3	22.390	27.515	17.920	26.177	1'34.002	282,0	13:20'18.497
4	22.426	27.692	18.078	26.345	1'34.541	283,5	13:21'53.038

5	22.507	27.590	17.956	26.220	1'34.273	283,5	13:23'27.311
6	22.553	28.015	18.045	26.349	1'34.962	286,5	13:25'02.273
7	22.403	27.418	17.965	26.255	1'34.041	284,2	13:26'36.314
8	22.587	27.504	18.038	26.506	1'34.635	272,7	13:28'10.949
9	22.695	27.626	18.162	1'31.757	2'40.240P	274,1	13:30'51.189
10	32.488	27.328	18.094	26.074	1'43.984P		13:32'35.173
11	22.296	27.320	17.982	26.520	1'34.118	281,3	13:34'09.291
12	22.810	27.702	18.127	26.301	1'34.940	272,0	13:35'44.231
13	22.685	27.765	18.052	26.335	1'34.837	273,4	13:37'19.068
14	22.667	27.768	18.111	26.315	1'34.861	278,4	13:38'53.929
15	22.809	27.768	18.175	26.377	1'35.129	277,6	13:40'29.058
16	22.652	27.672	18.221	26.403	1'34.948	283,5	13:42'04.006
Race Time 26'33.286							

5° 44 L. MAHIAS (1'33.928)							
Lap	Seg.1	Seg.2	Seg.3	Seg.4	Lap Time	km/h	Local Time
1		27.368	17.955	25.980	1'39.201		13:17'09.921
2	22.362	27.919	17.966	26.084	1'34.331	276,2	13:18'44.252
3	22.412	27.436	17.966	26.114	1'33.928	283,5	13:20'18.180
4	22.270	27.690	18.053	26.316	1'34.329	285,0	13:21'52.509
5	22.498	27.590	18.071	26.306	1'34.465	279,1	13:23'26.974
6	22.584	27.582	18.065	26.245	1'34.476	278,4	13:25'01.450
7	22.539	27.504	18.092	26.327	1'34.462	276,9	13:26'35.912
8	22.518	27.479	18.165	26.417	1'34.579	275,5	13:28'10.491
9	22.662	27.669	18.372	1'32.485	2'41.188P	274,1	13:30'51.679
10	31.745	27.399	18.055	26.231	1'43.430P		13:32'35.109
11	22.573	27.463	18.009	26.186	1'34.231	276,2	13:34'09.340
12	22.606	27.634	18.190	26.342	1'34.772	281,3	13:35'44.112
13	22.571	27.726	18.166	26.323	1'34.786	274,8	13:37'18.898
14	22.676	27.672	18.143	26.447	1'34.938	274,1	13:38'53.836
15	22.739	27.697	18.234	26.406	1'35.076	275,5	13:40'28.912
16	22.668	27.595	18.595	26.287	1'35.145	275,5	13:42'04.057
Race Time 26'33.337							

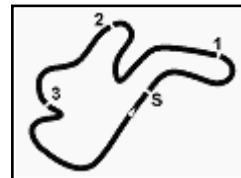
6° 38 H. SOOMER (1'34.100)							
Lap	Seg.1	Seg.2	Seg.3	Seg.4	Lap Time	km/h	Local Time
1		27.939	17.971	26.069	1'41.497		13:17'12.217
2	23.451	27.478	18.056	26.295	1'35.280	279,1	13:18'47.497
3	22.605	27.492	17.965	26.317	1'34.379	282,7	13:20'21.876
4	22.550	27.542	18.030	26.241	1'34.363	278,4	13:21'56.239
5	22.567	27.943	18.185	26.393	1'35.088	281,3	13:23'31.327
6	22.740	27.406	18.088	26.141	1'34.375	280,5	13:25'05.702
7	22.704	27.654	18.003	26.394	1'34.755	280,5	13:26'40.457
8	22.837	27.616	18.033	1'30.612	2'39.098P	277,6	13:29'19.555
9	31.868	27.260	18.038	26.181	1'43.347P		13:31'02.902
10	22.448	27.367	17.975	26.310	1'34.100	279,8	13:32'37.002
11	22.678	27.442	18.010	26.342	1'34.472	275,5	13:34'11.474
12	22.829	27.430	18.154	26.332	1'34.745	274,8	13:35'46.219
13	22.623	27.435	18.016	26.422	1'34.496	275,5	13:37'20.715
14	22.705	27.427	18.051	26.406	1'34.589	274,8	13:38'55.304
15	22.766	27.426	18.084	26.393	1'34.669	276,9	13:40'29.973
16	22.631	27.401	18.099	26.545	1'34.676	278,4	13:42'04.649
Race Time 26'33.929 + 3.505Pen							

7° 4 S. ODENDAAL (1'33.974)							
Lap	Seg.1	Seg.2	Seg.3	Seg.4	Lap Time	km/h	Local Time
1		27.623	18.040	26.163	1'40.863		13:17'11.583
2	22.698	27.547	17.966	26.135	1'34.346	278,4	13:18'45.929
3	22.703	27.755	18.076	26.409	1'34.943	281,3	13:20'20.872
4	22.621	27.476	18.213	26.245	1'34.555	280,5	13:21'55.427
5	22.678	27.679	18.111	26.237	1'34.705	278,4	13:23'30.132
6	22.797	27.557	18.144	26.279	1'34.777	279,8	13:25'04.909
7	22.806	27.658	18.164	1'20.429	2'29.057P	276,2	13:27'33.966
8	44.299	27.574	18.162	26.348	1'56.383P		13:29'30.349
9	22.692	27.386	17.964	26.301	1'34.343	272,7	13:31'04.692
10	22.498	27.363	17.913	26.200	1'33.974	279,8	13:32'38.666

01/03/2020 P = Pits In/Out - C = Lap Time Cancelled

These data/results cannot be reproduced, stored and/or transmitted in whole or in part by any manner of electronic, mechanical, photocopying, recording, broadcasting or otherwise now known or herein after developed without the previous express consent by the copyright owner, except for reproduction in daily press and regular printed publications on sale to the public within 60 days of the event related to those data/results and always provided that copyright symbol appears together as follows below.

© DORNA WSBK ORGANIZATION Srl 2020



Yamaha Finance Australian Round, 28 February - 1 March 2020

Chronological Analysis Race

Phillip Island 4.445 m

Start at 13:15'30.720

2 / 3

11	22.538	27.438	18.033	26.239	1'34.248	279,1	13:34'12.914
12	22.783	27.933	18.083	26.331	1'35.130	279,1	13:35'48.044
13	22.833	27.890	18.255	26.304	1'35.282	276,9	13:37'23.326
14	22.848	27.725	18.070	26.441	1'35.084	275,5	13:38'58.410
15	22.926	27.622	18.163	26.371	1'35.082	275,5	13:40'33.492
16	22.979	27.581	18.272	26.467	1'35.299	276,2	13:42'08.791

Race Time 26'38.071 + 2.540Pen

Race Time 26'35.650 + 9.645Pen

8° 81 M. GONZALEZ (1'34.487)							
Lap	Seg.1	Seg.2	Seg.3	Seg.4	Lap Time	km/h	Local Time
1		27.933	18.117	26.248	1'42.174		13:17'12.894
2	22.678	27.733	18.024	26.296	1'34.731	289,5	13:18'47.625
3	22.624	27.596	18.152	26.380	1'34.752	283,5	13:20'22.377
4	22.500	27.580	18.095	26.312	1'34.487	284,2	13:21'56.864
5	22.430	27.674	18.182	26.487	1'34.773	285,7	13:23'31.637
6	22.602	28.054	18.164	26.408	1'35.228	285,0	13:25'06.865
7	22.635	27.622	18.221	26.614	1'35.092	282,7	13:26'41.957
8	22.632	27.793	18.117	1'32.289	2'40.831P	283,5	13:29'22.788
9	31.651	27.647	18.124	26.393	1'43.815P		13:31'06.603
10	22.609	27.613	18.120	26.520	1'34.862	279,1	13:32'41.465
11	22.536	27.785	18.247	26.642	1'35.210	278,4	13:34'16.675
12	22.580	27.748	18.297	26.561	1'35.186	278,4	13:35'51.861
13	22.739	27.737	18.216	26.578	1'35.270	276,2	13:37'27.131
14	22.781	27.851	18.362	26.749	1'35.743	274,8	13:39'02.874
15	22.766	28.073	18.318	26.636	1'35.793	276,9	13:40'38.667
16	22.634	27.572	18.160	26.427	1'34.793	280,5	13:42'13.460

Race Time 26'42.740

9° 22 F. FULIGNI (1'34.377)							
Lap	Seg.1	Seg.2	Seg.3	Seg.4	Lap Time	km/h	Local Time
1		27.818	18.117	26.610	1'42.008		13:17'12.728
2	22.640	27.673	18.006	26.203	1'34.522	279,8	13:18'47.250
3	22.793	28.176	18.093	26.184	1'35.246	285,0	13:20'22.496
4	22.552	27.768	18.022	26.961	1'35.303	288,0	13:21'57.799
5	22.841	27.696	18.194	26.527	1'35.258	286,5	13:23'33.057
6	22.659	27.824	18.162	26.325	1'34.970	279,8	13:25'08.027
7	22.773	27.435	18.109	26.620	1'34.937	277,6	13:26'42.964
8	22.611	27.551	18.068	26.459	1'34.689	278,4	13:28'17.653
9	22.794	27.694	18.462	1'27.881	2'36.831P	272,7	13:30'54.484
10	38.333	27.771	18.014	26.283	1'50.401P		13:32'44.885
11	22.507	27.489	18.088	26.293	1'34.377	275,5	13:34'19.262
12	22.611	27.367	18.101	26.302	1'34.381	276,2	13:35'53.643
13	22.664	27.592	18.157	26.140	1'34.553	275,5	13:37'28.196
14	22.640	27.484	18.118	26.555	1'34.797	276,2	13:39'02.993
15	22.822	27.793	18.132	26.369	1'35.116	279,1	13:40'38.109
16	22.935	27.569	18.194	26.330	1'35.028	274,1	13:42'13.137

Race Time 26'42.417 + 1.320Pen

10° 32 I. VIÑALES (1'34.039)							
Lap	Seg.1	Seg.2	Seg.3	Seg.4	Lap Time	km/h	Local Time
1		27.629	17.975	26.636	1'40.910		13:17'11.630
2	22.371	27.354	18.045	26.269	1'34.039	282,7	13:18'45.669
3	22.688	27.543	18.216	26.422	1'34.869	276,9	13:20'20.538
4	22.632	27.968	18.264	26.242	1'35.106	277,6	13:21'55.644
5	22.632	27.631	18.204	26.174	1'34.641	285,0	13:23'30.285
6	22.787	27.580	18.220	26.183	1'34.770	285,0	13:25'05.055
7	22.800	27.756	18.142	26.430	1'35.128	282,0	13:26'40.183
8	22.616	27.666	18.433	1'30.097	2'38.812P	277,6	13:29'18.995
9	31.744	27.456	18.243	26.220	1'43.663P		13:31'02.658
10	22.602	27.194	18.184	26.352	1'34.332	276,2	13:32'36.990
11	22.870	27.422	18.153	26.459	1'34.904	274,8	13:34'11.894
12	22.705	27.458	18.362	26.351	1'34.876	279,8	13:35'46.770
13	22.601	27.443	18.190	26.338	1'34.572	278,4	13:37'21.342
14	22.670	27.431	18.240	26.361	1'34.702	275,5	13:38'56.044
15	22.761	27.439	18.331	26.367	1'34.898	279,1	13:40'30.942
16	22.720	27.659	18.495	26.554	1'35.428	278,4	13:42'06.370

11° 61 C. ÖNCÜ (1'34.337)							
Lap	Seg.1	Seg.2	Seg.3	Seg.4	Lap Time	km/h	Local Time
1			27.896	18.132	26.162	1'41.064	13:17'11.784
2	22.597	27.624	17.958	26.198	1'34.377	284,2	13:18'46.161
3	22.614	27.767	18.125	26.427	1'34.933	281,3	13:20'21.094
4	22.575	27.745	18.154	26.287	1'34.761	284,2	13:21'55.855
5	22.806	27.859	18.150	26.497	1'35.312	284,2	13:23'31.167
6	22.657	27.893	18.145	26.444	1'35.139	278,4	13:25'06.306
7	22.664	27.813	18.265	26.553	1'35.295	278,4	13:26'41.601
8	22.652	27.933	18.239	1'35.185	2'44.009P	279,1	13:29'25.610
9	32.819	27.778	18.236	26.361	1'45.194P		13:31'10.804
10	22.433	27.430	18.183	26.291	1'34.337	274,1	13:32'45.141
11	22.390	27.583	18.070	26.304	1'34.347	280,5	13:34'19.488
12	22.480	27.590	18.145	26.521	1'34.736	277,6	13:35'54.224
13	22.650	27.891	18.282	26.760	1'35.583	274,1	13:37'29.807
14	22.683	28.173	18.480	26.750	1'36.086	273,4	13:39'05.893
15	22.796	28.081	18.426	26.670	1'35.973	273,4	13:40'41.866
16	22.685	28.007	18.523	26.770	1'35.985	274,1	13:42'17.851

Race Time 26'47.131

12° 99 D. WEBB (1'34.924)							
Lap	Seg.1	Seg.2	Seg.3	Seg.4	Lap Time	km/h	Local Time
1			27.777	18.060	26.297	1'41.454	13:17'12.174
2	22.777	27.784	17.986	26.377	1'34.924	282,7	13:18'47.098
3	22.734	28.181	18.137	26.560	1'35.612	275,5	13:20'22.710
4	22.608	27.854	18.092	26.438	1'34.992	286,5	13:21'57.702
5	22.749	28.073	18.281	26.457	1'35.560	281,3	13:23'33.262
6	22.737	27.763	18.205	26.402	1'35.107	285,7	13:25'08.369
7	22.729	27.808	18.155	26.484	1'35.176	282,0	13:26'43.545
8	22.725	27.743	18.177	26.942	1'35.587	279,8	13:28'19.132
9	22.890	27.843	18.373	1'35.496	2'44.602P	275,5	13:31'03.734
10	32.773	27.938	18.276	26.517	1'45.504P		13:32'49.238
11	22.776	27.779	18.316	26.523	1'35.394	274,8	13:34'24.632
12	22.794	27.850	18.362	26.627	1'35.633	275,5	13:36'00.265
13	22.984	27.926	18.373	26.601	1'35.884	271,4	13:37'36.149
14	22.866	28.113	18.356	26.689	1'36.024	272,7	13:39'12.173
15	22.890	27.877	18.420	26.760	1'35.947	274,1	13:40'48.120
16	22.905	28.005	18.538	26.766	1'36.214	273,4	13:42'24.334

Race Time 26'53.614

13° 52 P. HOBELSBERGER (1'35.399)							
Lap	Seg.1	Seg.2	Seg.3	Seg.4	Lap Time	km/h	Local Time
1			28.177	18.308	26.392	1'43.169	13:17'13.889
2	22.711	27.835	18.296	26.557	1'35.399	280,5	13:18'49.288
3	22.776	28.408	18.240	26.458	1'35.882	277,6	13:20'25.170
4	22.758	28.185	18.462	26.793	1'36.198	282,7	13:22'01.368
5	22.850	28.452	18.492	26.656	1'36.450	278,4	13:23'37.818
6	22.799	28.050	18.273	26.652	1'35.774	276,2	13:25'13.592
7	22.967	27.910	18.231	26.574	1'35.682	274,8	13:26'49.274
8	22.882	28.004	18.214	1'29.794	2'38.894P	276,9	13:29'28.168
9	36.957	28.174	18.343	26.583	1'50.057P		13:31'18.225
10	22.804	28.003	18.202	26.699	1'35.708	272,7	13:32'53.933
11	22.890	27.920	18.332	26.740	1'35.882	273,4	13:34'29.815
12	22.907	27.961	18.415	26.718	1'36.001	273,4	13:36'05.816
13	22.953	27.858	18.412	26.825	1'36.048	272,0	13:37'41.864
14	23.021	27.896	18.506	26.948	1'36.371	271,4	13:39'18.235
15	23.017	27.922	18.410	26.743	1'36.092	272,7	13:40'54.327
16	23.075	28.126	18.458	26.853	1'36.512	272,0	13:42'30.839

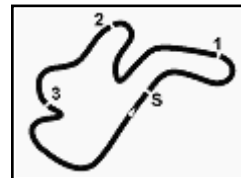
Race Time 27'00.119

14° 56 P. SEBESTYEN (1'35.071)							
Lap	Seg.1	Seg.2	Seg.3	Seg.4	Lap Time	km/h	Local Time
1			28.213	18.139	26.521	1'42.780	13:17'13.500
2	27.800	28.822	18.308	26.598	1'41.528	279,8	13:18'55.028
3	22.848	27.962	18.285	26.631	1'35.726	271,4	13:20'30.754

01/03/2020 P = Pits In/Out - C = Lap Time Cancelled

These data/results cannot be reproduced, stored and/or transmitted in whole or in part by any manner of electronic, mechanical, photocopying, recording, broadcasting or otherwise now known or herein after developed without the previous express consent by the copyright owner, except for reproduction in daily press and regular printed publications on sale to the public within 60 days of the event related to those data/results and always provided that copyright symbol appears together as follows below.

© DORNA WSBK ORGANIZATION Srl 2020



Yamaha Finance Australian Round, 28 February - 1 March 2020

Chronological Analysis Race

Phillip Island 4.445 m

Start at 13:15'30.720

3 / 3

4	22.806	28.117	18.245	26.541	1'35.709	274,8	13:22'06.463	10	32.815	28.110	18.317	26.935	1'46.177P	13:33'28.607	
5	22.830	28.101	18.271	26.769	1'35.971	274,1	13:23'42.434	11	23.062	27.850	18.459	26.818	1'36.189	272,7	13:35'04.796
6	22.715	28.146	18.225	26.625	1'35.711	272,0	13:25'18.145	12	22.993	28.011	18.584	26.840	1'36.428	271,4	13:36'41.224
7	22.773	27.850	18.213	1'36.833	2'45.669P	274,8	13:28'03.814	13	23.311	27.965	18.453	26.715	1'36.444	272,7	13:38'17.668
8	32.657	27.864	18.081	26.493	1'45.095P		13:29'48.909	14	23.084	27.992	18.466	26.758	1'36.290	271,4	13:39'53.958
9	22.787	27.642	18.135	26.507	1'35.071	272,0	13:31'23.980	15	23.023	28.355	18.574	26.810	1'36.762	271,4	13:41'30.720
10	22.757	27.921	18.140	26.526	1'35.344	272,0	13:32'59.324	16	22.992	27.921	18.455	26.808	1'36.176	270,0	13:43'06.896
11	23.220	27.892	18.166	26.691	1'35.969	270,0	13:34'35.293								Race Time 27'36.176
12	22.924	27.867	18.220	26.707	1'35.718	271,4	13:36'11.011								
13	22.943	27.854	18.147	26.549	1'35.493	271,4	13:37'46.504								
14	22.923	28.037	18.246	26.624	1'35.830	270,7	13:39'22.334								
15	22.857	27.897	18.134	26.782	1'35.670	272,0	13:40'58.004								
16	22.928	28.145	18.342	26.738	1'36.153	272,0	13:42'34.157								

Race Time 27'03.437

15° 25 A. VERDOÍA (1'35.320)

Lap	Seg.1	Seg.2	Seg.3	Seg.4	Lap Time	km/h	Local Time
1		28.283	18.123	26.393	1'42.466		13:17'13.186
2	22.686	27.833	17.980	26.821	1'35.320	281,3	13:18'48.506
3	22.777	27.980	18.288	26.513	1'35.558	278,4	13:20'24.064
4	22.830	28.803	18.623	26.972	1'37.228	279,8	13:22'01.292
5	22.811	28.427	18.650	26.804	1'36.692	276,2	13:23'37.984
6	22.846	28.625	18.530	26.759	1'36.760	279,1	13:25'14.744
7	23.026	28.386	18.572	26.881	1'36.865	276,2	13:26'51.609
8	23.069	28.391	18.605	26.979	1'37.044	275,5	13:28'28.653
9	23.105	28.491	18.699	1'28.160	2'38.455P	273,4	13:31'07.108
10	38.433	28.443	18.563	26.749	1'52.188P		13:32'59.296
11	23.079	28.334	18.410	26.680	1'36.503	274,8	13:34'35.799
12	22.856	28.242	18.546	26.788	1'36.432	276,2	13:36'12.231
13	23.083	28.413	18.589	26.938	1'37.023	273,4	13:37'49.254
14	23.108	28.565	18.648	26.999	1'37.320	270,7	13:39'26.574
15	23.081	28.303	18.481	26.771	1'36.636	272,0	13:41'03.210
16	22.838	28.178	18.611	26.726	1'36.353	272,7	13:42'39.563

Race Time 27'08.843

16° 74 J. VAN SIKKELERUS (1'35.551)

Lap	Seg.1	Seg.2	Seg.3	Seg.4	Lap Time	km/h	Local Time
1		28.443	18.352	26.600	1'43.975		13:17'14.695
2	23.012	27.980	18.182	26.377	1'35.551	278,4	13:18'50.246
3	23.761	28.167	18.297	26.671	1'36.896	278,4	13:20'27.142
4	23.092	28.208	18.339	26.565	1'36.204	275,5	13:22'03.346
5	23.071	28.176	18.468	26.743	1'36.458	275,5	13:23'39.804
6	23.116	28.255	18.495	26.862	1'36.728	270,7	13:25'16.532
7	23.273	28.474	18.503	26.733	1'36.983	270,7	13:26'53.515
8	23.112	28.314	18.404	26.992	1'36.822	271,4	13:28'30.337
9	23.295	28.285	18.625	26.968	1'37.173	268,0	13:30'07.510
10	23.221	28.510	18.647	1'23.014	2'33.392P	266,7	13:32'40.902
11	43.857	28.188	18.386	26.635	1'57.066P		13:34'37.968
12	23.082	28.109	18.549	26.876	1'36.616	269,3	13:36'14.584
13	23.147	28.160	18.560	26.812	1'36.679	270,0	13:37'51.263
14	23.032	28.247	18.500	27.031	1'36.810	268,7	13:39'28.073
15	23.212	28.331	18.452	26.799	1'36.794	267,3	13:41'04.867
16	23.088	28.518	18.551	26.983	1'37.140	270,0	13:42'42.007

Race Time 27'11.287 + 13.310Pen

17° 84 L. CRESSON (1'35.429)

Lap	Seg.1	Seg.2	Seg.3	Seg.4	Lap Time	km/h	Local Time
1		28.397	18.381	26.550	1'43.708		13:17'14.428
2	22.935	27.882	18.214	26.398	1'35.429	279,8	13:18'49.857
3	23.449	27.922	18.325	26.710	1'36.406	281,3	13:20'26.263
4	23.354	28.152	18.376	26.612	1'36.494	278,4	13:22'02.757
5	22.950	28.189	18.395	46.657	1'56.191P	276,9	13:23'58.948
6	32.547	28.222	18.472	26.823	1'46.064P		13:25'45.012
7	23.158	28.094	18.371	26.658	1'36.281	271,4	13:27'21.293
8	23.070	28.150	18.337	26.976	1'36.533	272,0	13:28'57.826
9	23.010	28.037	18.523	1'35.034	2'44.604P	272,7	13:31'42.430

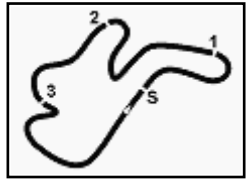
01/03/2020

P = Pits In/Out - C = Lap Time Cancelled

These data/results cannot be reproduced, stored and/or transmitted in whole or in part by any manner of electronic, mechanical, photocopying, recording, broadcasting or otherwise now known or herein after developed without the previous express consent by the copyright owner, except for reproduction in daily press and regular printed publications on sale to the public within 60 days of the event related to those data/results and always provided that copyright symbol appears together as follows below.

© DORNA WSBK ORGANIZATION Srl 2020





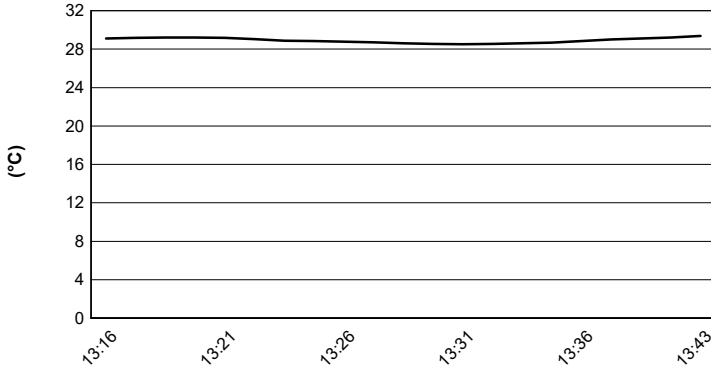
Phillip Island 4.445 m

Yamaha Finance Australian Round, 28 February - 1 March 2020

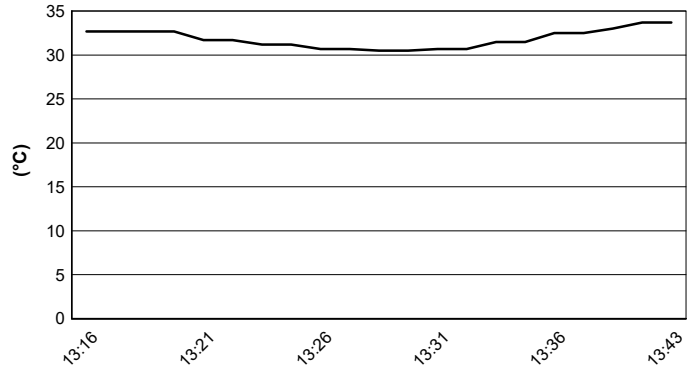
Weather Report Race

Session started 13:16 - Session ended 13:43

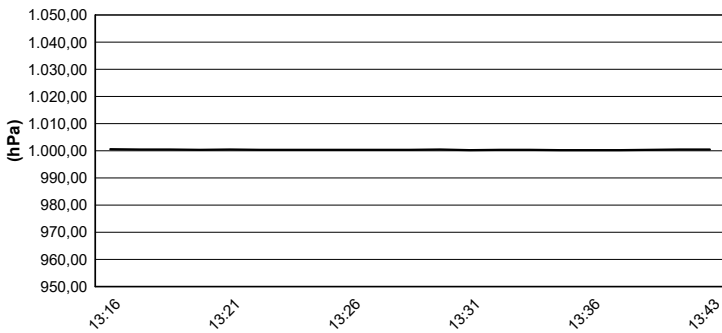
Air Temperature



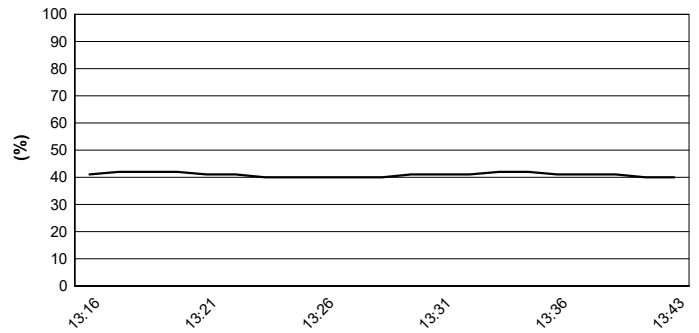
Track Temperature



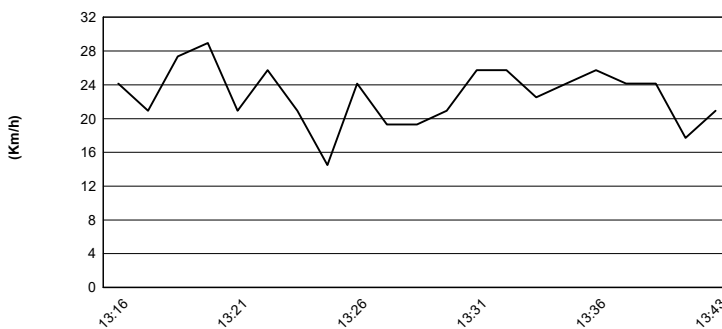
Air Pressure



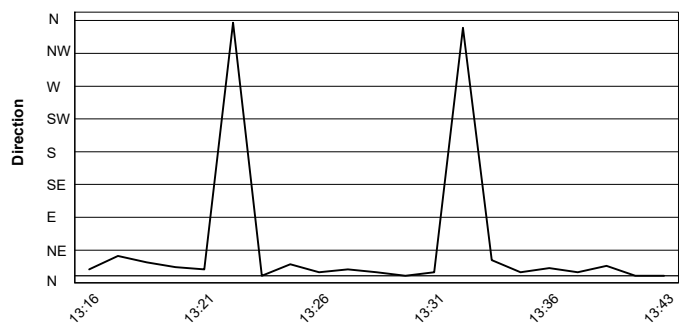
Humidity



Wind Speed



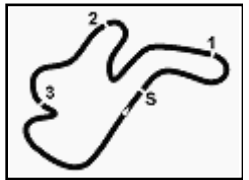
Wind Direction



01/03/2020

These data/results cannot be reproduced, stored and/or transmitted in whole or in part by any manner of electronic, mechanical, photocopying, recording, broadcasting or otherwise now known or herein after developed without the previous express consent by the copyright owner, except for reproduction in daily press and regular printed publications on sale to the public within 60 days of the event related to those data/results and always provided that copyright symbol appears together as follows below.

© DORNA WSBK ORGANIZATION Srl 2020



Phillip Island 4.445 m

Yamaha Finance Australian Round, 28 February - 1 March 2020

Manufacturers Standings

	Points	Points From First	Points From Previous	March 1	August 2	August 9	August 30	September 6	September 20	October 4	October 11	November 8				
				PHILLIP ISLAND	JEREZ	PORTIMÃO	ARAGON 1	ARAGON 2	BARCELONA	MAGNY - COURS	VILLICUM	MISANO				
1 YAMAHA	25			25 1												
2 KAWASAKI	13	12		13 2												
3 HONDA	5	20	8	5 3												

01/03/2020 First Line: Championship Standings - Second Line: Ranking Progression

These data/results cannot be reproduced, stored and/or transmitted in whole or in part by any manner of electronic, mechanical, photocopying, recording, broadcasting or otherwise now known or herein after developed without the previous express consent by the copyright owner, except for reproduction in daily press and regular printed publications on sale to the public within 60 days of the event related to those data/results and always provided that copyright symbol appears together as follows below.

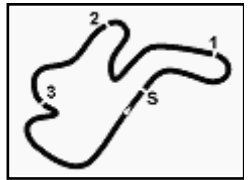
© DORNA WSBK ORGANIZATION Srl 2020

FIAT PERUGIA TIMING


Official Tyre Supplier



Official Timekeeper



Phillip Island 4.445 m

Yamaha Finance Australian Round, 28 February - 1 March 2020 Team Standings

	March 1 PHILLIP ISLAND	August 2 JEREZ	August 9 PORTIMÃO	August 30 ARAGON 1	September 6 ARAGON 2	September 20 BARCELONA	October 4 MAGNY - COURS	October 11 VILLICUM	November 8 MISANO	
1 GMT94 Yamaha	36									
CLUZEL Jules	20	20								
PEROLARI Corentin	16	16								
2 BARDAHL Evan Bros. WorldSSP Team	25 (-11)									
LOCATELLI Andrea	25	25								
3 Kallio Racing	19 (-17)									
SOOMER Hannes	11	11								
VIÑALES Isaac	8	8								
4 Kawasaki Puccetti Racing	13 (-23)									
MAHIAS Lucas	13	13								
5 EAB Ten Kate Racing	10 (-26)									
ODENDAAL Steven	10	10								
6 Kawasaki ParkinGO Team	9 (-27)									
GONZALEZ Manuel	9	9								
7 Turkish Racing Team	7 (-29)									
ÖNCÜ Can Alexander	7	7								
8 WRP Wepol Racing	6 (-30)									
WEBB Danny	6	6								
9 OXO Yamaha Team Toth	5 (-31)									
SEBESTYEN Peter	4	4								
CRESSON Loris	1	1								
10 Dynavolt Honda	5 (-31)									
HOBELSBERGER Patrick	5	5								
11 bLU cRU WorldSSP by MS Racing	3 (-33)									
VERDOIA Andy	3	3								
12 MPM Routz Racing Team	2 (-34)									
VAN SIKKELERUS Jaimie	2	2								

01/03/2020 * Independent teams

These data/results cannot be reproduced, stored and/or transmitted in whole or in part by any manner of electronic, mechanical, photocopying, recording, broadcasting or otherwise now known or herein after developed without the previous express consent by the copyright owner, except for reproduction in daily press and regular printed publications on sale to the public within 60 days of the event related to those data/results and always provided that copyright symbol appears together as follows below.

© DORNA WSBK ORGANIZATION Srl 2020

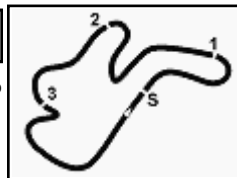
FICR PERUGIA TIMING



Official Tyre Supplier



Official Timekeeper



Yamaha Finance Australian Round, 28 February - 1 March 2020

Race Winners

	2017	2018	2019	2020
01 Phillip Island	Rolfo R. (ITA) MVA	Mahias L. (FRA) YAM	Krummenacher R. (SUI) YAM	Locatelli A. (ITA) YAM
02 Jerez	Caricasulo F. (ITA) YAM		Caricasulo F. (ITA) YAM	
03 Portimão	Sofuoglu K. (TUR) KAW	Mahias L. (FRA) YAM	Caricasulo F. (ITA) YAM	
04 Aegón 1	Mahias L. (FRA) YAM	Cortese S. (GER) YAM	Krummenacher R. (SUI) YAM	
05 Aragón 2	Mahias L. (FRA) YAM	Cortese S. (GER) YAM	Krummenacher R. (SUI) YAM	
06 Barcelona				
07 Magny-Cours	Tuuli N. (FIN) YAM	Cluzel J. (FRA) YAM	Mahias L. (FRA) KAW	
08 Villicum		Cluzel J. (FRA) YAM	Cluzel J. (FRA) YAM	
09 Misano	Sofuoglu K. (TUR) KAW	Caricasulo F. (ITA) YAM	Krummenacher R. (SUI) YAM	

2020

1 A. Locatelli

ALL TIMES

43 K. Sofuoglu	6 J. Teuchert	2 R. Xaus	1 L. Zanetti
20 J. Cluzel	6 M. van der Mark	1 A. Badovini	1 W. Zeelenberg
16 F. Foret	5 C. Crutchlow	1 P. Bontempi	
12 S. Charpentier	4 K. Curtain	1 L. Lanzi	
12 E. Laverty	4 C. Vermeulen	1 A. Locatelli	
11 K. Muggeridge	4 J. Whitham	1 S. Morais	
8 S. Lowes	3 C. Kellner	1 G. Nannelli	
7 L. Mahias	3 J. Lascorz	1 M. Pirro	
7 A. Pitt	3 I. MacPherson	1 G. Rea	
6 F. Caricasulo	3 J. Rea	1 P. Riba	
6 P. Casoli	3 L. Scassa	1 M. Roccoli	
6 S. Chambon	3 K. Smith	1 R. Rolfo	
6 C. Davies	2 J. Brookes	1 Y. Tiberio	
6 K. Fujiwara	2 S. Cortese	1 N. Tuuli	
6 R. Krummenacher	2 P. Jacobsen	1 J. Vd Goorbergh	
6 B. Parkes	2 A. West	1 R. Wilairot	

01/03/2020

These data/results cannot be reproduced, stored and/or transmitted in whole or in part by any manner of electronic, mechanical, photocopying, recording, broadcasting or otherwise now known or herein after developed without the previous express consent by the copyright owner, except for reproduction in daily press and regular printed publications on sale to the public within 60 days of the event related to those data/results and always provided that copyright symbol appears together as follows below.

© DORNA WSBK ORGANIZATION Srl 2020

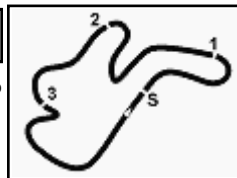
FKR PERUGIA TIMING



Official Tyre Supplier



Official Timekeeper



Phillip Island 4.445 m

Yamaha Finance Australian Round, 28 February - 1 March 2020

Best Laps & Speeds

No.	Rider Bike	Nat	Best Lap		FP1		FP2		FP3		SP		RC	
			LL	SPD	LL	SPD	LL	SPD	LL	SPD	LL	SPD	LL	SPD
1	55 A. LOCATELLI Yamaha YZF R6	ITA	1'32.176		1'34.061	270,0	1'33.213	275,5	1'32.580	277,6	1'32.176	276,9	1'33.210	279,7
2	1 R. KRUMMENACHER MV Agusta F3 675	SUI	1'32.323		1'35.571	261,5	1'32.894	276,9	1'32.889	279,7	1'32.323	272,7		
3	44 L. MAHIAS Kawasaki ZX-6R	FRA	1'32.617		1'35.604	265,3	1'33.929	274,1	1'33.583	275,5	1'32.617	272,0	1'33.928	284,9
4	16 J. CLUZEL Yamaha YZF R6	FRA	1'32.764		1'34.868	266,6	1'33.962	270,6	1'32.764	282,7	1'32.891	274,1	1'33.954	284,2
5	3 R. DE ROSA MV Agusta F3 675	ITA	1'32.894				1'33.510	272,0	1'33.331	277,6	1'32.894	268,6	1'33.374	281,9
6	5 P. OETTL Kawasaki ZX-6R	GER	1'32.959		1'35.531	263,4	1'34.139	275,5	1'33.632	274,1	1'32.959	267,3	1'33.839	285,7
7	4 S. ODENDAAL Yamaha YZF R6	RSA	1'33.056		1'34.890	266,6	1'33.833	274,1	1'33.731	268,6	1'33.056	276,2	1'33.974	281,2
8	94 C. PEROLARI Yamaha YZF R6	FRA	1'33.114		1'34.745	267,9	1'33.845	274,8	1'33.114	273,4	1'33.387	269,3	1'33.883	286,4
9	32 I. VIÑALES Yamaha YZF R6	ESP	1'33.236		1'35.206	263,4	1'33.739	272,7			1'33.236	270,6	1'34.039	284,9
10	22 F. FULIGNI MV Agusta F3 675	ITA	1'33.433				1'34.142	275,5	1'34.068	271,3	1'33.433	266,6	1'34.377	288,0
11	61 C. ÖNCÜ Kawasaki ZX-6R	TUR	1'33.507		1'36.106	263,4	1'33.571	276,9	1'33.643	279,7	1'33.507	272,0	1'34.337	284,2
12	38 H. SOOMER Yamaha YZF R6	EST	1'33.554		1'34.871	264,7	1'34.431	269,3	1'33.568	270,6	1'33.554	277,6	1'34.100	282,7
13	81 M. GONZALEZ Kawasaki ZX-6R	ESP	1'33.682		1'38.147	266,0	1'34.352	279,0	1'33.697	283,4	1'33.682	276,2	1'34.487	289,5
14	99 D. WEBB Yamaha YZF R6	GBR	1'33.723		1'36.543	265,3	1'34.495	277,6	1'34.400	279,7	1'33.723	273,4	1'34.924	286,4
15	78 H. OKUBO Honda CBR600RR	JPN	1'34.040				1'34.437	272,0	1'34.522	274,8	1'34.040	268,6	1'35.536	281,2
16	56 P. SEBESTYEN Yamaha YZF R6	HUN	1'34.124		1'40.707	262,7	1'34.878	268,6	1'34.124	270,6	1'34.282	272,7	1'35.071	279,7
17	71 C. BERGMAN Yamaha YZF R6	SWE	1'34.349		1'46.807	256,5	1'35.365	270,0	1'34.962	268,6	1'34.349	274,1	1'35.438	281,9
18	68 O. BAYLISS Yamaha YZF R6	AUS	1'34.398		1'37.011	265,3	1'35.191	268,6	1'34.398	276,2	1'35.108	269,3		
19	52 P. HOBELSBERGER Honda CBR600RR	GER	1'34.566		1'38.446	258,3	1'35.659	268,6	1'34.566	273,4	1'35.023	267,3	1'35.399	282,7
20	25 A. VERDOÍA Yamaha YZF R6	FRA	1'34.883		1'43.707	261,5	1'35.058	271,3	1'34.975	274,1	1'34.883	271,3	1'35.320	281,2
21	74 J. VAN SIKKELERUS Yamaha YZF R6	NED	1'35.051		1'36.729	263,4	1'35.726	269,3	1'35.051	269,3	1'35.219	264,0	1'35.551	278,3
22	84 L. CRESSON Yamaha YZF R6	BEL	1'35.256		1'37.682	262,1	1'35.658	273,4	1'35.256	272,0	1'35.397	272,0	1'35.429	281,2
23	9 G. HENDRA PRATAMA Yamaha YZF R6	INA	1'35.426		1'47.115	254,1	1'36.336	270,0	1'35.426	272,0	1'35.559	270,0	1'36.940	279,0

01/03/2020

These data/results cannot be reproduced, stored and/or transmitted in whole or in part by any manner of electronic, mechanical, photocopying, recording, broadcasting or otherwise now known or herein after developed without the previous express consent by the copyright owner, except for reproduction in daily press and regular printed publications on sale to the public within 60 days of the event related to those data/results and always provided that copyright symbol appears together as follows below.

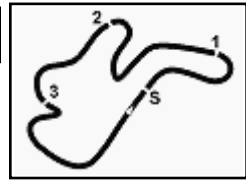
© DORNA WSBK ORGANIZATION Srl 2020

FICR PERUGIA TIMING


Official Tyre Supplier



Official Timekeeper



Phillip Island 4.445 m

Yamaha Finance Australian Round, 28 February - 1 March 2020
Pirelli Best Lap Award

	Points	Points From First	Points From Previous	March 1 PHILLIP ISLAND	August 2 JEREZ	August 9 PORTIMÃO	August 30 ARAGON 1	September 6 ARAGON 2	September 20 BARCELONA	October 4 MAGNY - COURS	October 11 VILLICUM	November 8 MISANO							
1 LOCATELLI Andrea (ITA)	1	1																	

01/03/2020

These data/results cannot be reproduced, stored and/or transmitted in whole or in part by any manner of electronic, mechanical, photocopying, recording, broadcasting or otherwise now known or herein after developed without the previous express consent by the copyright owner, except for reproduction in daily press and regular printed publications on sale to the public within 60 days of the event related to those data/results and always provided that copyright symbol appears together as follows below.

© DORNA WSBK ORGANIZATION Srl 2020

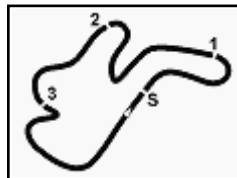
FKR PERUGIA TIMING



Official Tyre Supplier



Official Timekeeper



Phillip Island 4.445 m

Yamaha Finance Australian Round, 28 February - 1 March 2020

Rider's Performance

Points	Points From First	Points From Previous	March 1	August 2	August 9	August 30	September 6	September 20	October 4	October 11	November 8					
			PHILLIP ISLAND	JEREZ	PORTIMAO	ARAGON 1	ARAGON 2	BARCELONA	MAGNY - COURS	VILLICUM	MISANO	G 1 2	G 1 2	G 1 2	G 1 2	G 1 2
1	25		1 1													
2	20	5	4 2													
3	16	9	9 3													
4	13	12	3 4													
5	11	14	2 5													
6	10	15	1 6													
7	9	16	1 7													
8	8	17	1 8													
9	7	18	1 9													
10	6	19	1 10													
11	5	20	1 11													
12	4	21	1 12													
13	3	22	1 13													
14	2	23	1 14													
15	1	24	1 15													

SP = Superpole - 1 = Race 1 - 2 = Race 2

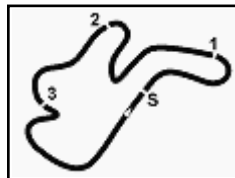
Ns = Did Not Start - Rt = Retired - Ex = Excluded

01/03/2020

These data/results cannot be reproduced, stored and/or transmitted in whole or in part by any manner of electronic, mechanical, photocopying, recording, broadcasting or otherwise now known or herein after developed without the previous express consent by the copyright owner, except for reproduction in daily press and regular printed publications on sale to the public within 60 days of the event related to those data/results and always provided that copyright symbol appears together as follows below.

© DORNA WSBK ORGANIZATION Srl 2020





Phillip Island 4.445 m

Yamaha Finance Australian Round, 28 February - 1 March 2020 Championship Standings

	Points	Points From First	Points From Previous	March 1 PHILLIP ISLAND	August 2 JEREZ	August 9 PORTIMÃO	August 30 ARAGON 1	September 6 ARAGON 2	September 20 BARCELONA	October 4 MAGNY - COURS	October 11 VILLICUM	November 8 MISANO							
1 LOCATELLI Andrea (ITA)	25			25 1															
2 CLUZEL Jules (FRA)	20	5		20 2															
3 PEROLARI Corentin (FRA)	16	9	4	16 3															
4 MAHIAS Lucas (FRA)	13	12	3	13 4															
5 SOOMER Hannes (EST)	11	14	2	11 5															
6 ODENDAAL Steven (RSA)	10	15	1	10 6															
7 GONZALEZ Manuel (ESP)	9	16	1	9 7															
8 VIÑALES Isaac (ESP)	8	17	1	8 8															
9 ÖNCÜ Can Alexander (TUR)	7	18	1	7 9															
10 WEBB Danny (GBR)	6	19	1	6 10															
11 HOBELBERGER Patrick (GER)	5	20	1	5 11															
12 SEBESTYEN Peter (HUN)	4	21	1	4 12															
13 VERDOIA Andy (FRA)	3	22	1	3 13															
14 VAN SIKKELERUS Jaimie (NED)	2	23	1	2 14															
15 CRESSON Loris (BEL)	1	24	1	1 15															

01/03/2020 First Line: Championship Standings - Second Line: Ranking Progression

These data/results cannot be reproduced, stored and/or transmitted in whole or in part by any manner of electronic, mechanical, photocopying, recording, broadcasting or otherwise now known or herein after developed without the previous express consent by the copyright owner, except for reproduction in daily press and regular printed publications on sale to the public within 60 days of the event related to those data/results and always provided that copyright symbol appears together as follows below.

© DORNA WSBK ORGANIZATION Srl 2020