

## Yamaha Finance Australian Round, 28 February - 1 March 2020

### Lap Chart Race

	Lap															
	1	2	3	4	5	6	7	8	9	10	11	12	13	14	15	16
1	55	55	55	55	55	55	55	55	74	55	55	55	55	55	55	55
2	44	3	3	3	3	3	44	44	55	3	3	3	3	3	3	3
3	16	16	16	44	44	44	94	94	94	16	16	16	16	16	16	16
4	3	44	44	16	16	16	32	22	44	44	94	44	44	44	44	94
5	94	94	94	94	94	5	38	99	22	94	44	94	94	94	94	44
6	5	5	5	5	5	94	61	25	16	32	38	38	38	38	38	38
7	4	32	32	4	4	4	81	74	3	38	32	32	32	32	32	32
8	32	4	4	32	32	32	22	84	32	4	4	4	4	4	4	4
9	61	61	61	61	61	38	99	32	38	74	81	81	81	81	22	22
10	99	99	38	38	38	61	71	38	99	81	22	22	22	22	81	81
11	38	22	81	81	81	81	52	81	4	22	61	61	61	61	61	61
12	22	38	22	99	22	22	25	16	81	61	99	99	99	99	99	99
13	81	81	99	22	99	99	74	3	25	99	52	52	52	52	52	52
14	78	25	25	71	71	71	9	61	61	52	56	56	56	56	56	56
15	25	78	78	25	52	52	84	52	52	25	25	25	25	25	25	25
16	56	52	71	52	25	25	4	4	56	56	74	74	74	74	74	74
17	52	71	52	84	74	74	3	56	84	84	84	84	84	84	84	84
18	71	84	84	74	56	56	16	9	9	9	9	9	9	9	9	9
19	9	74	74	56	84	9	56									
20	84	56	56	9	9	84										
21	74	9	9													

Final Result		
1	<b>55 A. LOCATELLI</b>	Laps 16
2	<b>3 R. DE ROSA</b>	5.817
3	<b>16 J. CLUZEL (P)</b>	6.780
4	<b>94 C. PEROLARI</b>	11.372
5	<b>44 L. MAHIAS</b>	11.423
6	<b>38 H. SOOMER (P)</b>	15.520
7	<b>4 S. ODENDAAL (P)</b>	18.697
8	<b>81 M. GONZALEZ</b>	20.826
9	<b>22 F. FULIGNI (P)</b>	21.823
10	<b>32 I. VIÑALES (P)</b>	23.381
11	<b>61 C. ÖNCÜ</b>	25.217
12	<b>99 D. WEBB</b>	31.700
13	<b>52 P. HOBELSBERGER</b>	38.205
14	<b>56 P. SEBESTYEN</b>	41.523
15	<b>25 A. VERDOIA</b>	46.929
16	<b>74 J. VAN SIKKELERUS (P)</b>	1'02.683
17	<b>84 L. CRESSON</b>	1'14.262
18	<b>9 G. HENDRA PRATAMA</b>	1'32.084
RET	<b>1 R. KRUMMENACHER</b>	
RET	<b>71 C. BERGMAN</b>	9 Laps
RET	<b>5 P. OETTL</b>	10 Laps
RET	<b>78 H. OKUBO</b>	13 Laps

01/03/2020

These data/results cannot be reproduced, stored and/or transmitted in whole or in part by any manner of electronic, mechanical, photocopying, recording, broadcasting or otherwise now known or herein after developed without the previous express consent by the copyright owner, except for reproduction in daily press and regular printed publications on sale to the public within 60 days of the event related to those data/results and always provided that copyright symbol appears together as follows below.

© DORNA WSBK ORGANIZATION Srl 2020

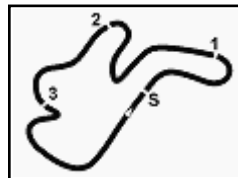
FCR PERUGIA TIMING



Official Tyre Supplier



Official Timekeeper



Phillip Island 4.445 m

## Yamaha Finance Australian Round, 28 February - 1 March 2020

### Lap Chart Race

2 / 4

#### Lap 1

1	55	A.Locatelli	1'38.706
2	44	L.Mahias	0.495
3	16	J.Cluzel	0.704
4	3	R.De Rosa	0.894
5	94	C.Perolari	1.186
6	5	P.Oettl	1.507
7	4	S.Odendaal	2.157
8	32	I.Viñales	2.204
9	61	C.Öncü	2.358
10	99	D.Webb	2.748
11	38	H.Soomer	2.791
12	22	F.Fuligni	3.302
13	81	M.Gonzalez	3.468
14	78	H.Okubo	3.571
15	25	A.Verdoia	3.760
16	56	P.Sebestyen	4.074
17	52	P.Hobelsberger	4.463
18	71	C.Bergman	4.584
19	9	G.Hendra Pratama	4.978
20	84	L.Cresson	5.002
21	74	J.van Sikkelerus	5.269

5	94	C.Perolari	3.001
6	5	P.Oettl	3.068
7	4	S.Odendaal	5.390
8	32	I.Viñales	5.607
9	61	C.Öncü	5.818
10	38	H.Soomer	6.202
11	81	M.Gonzalez	6.827
12	99	D.Webb	7.665
13	22	F.Fuligni	7.762
14	71	C.Bergman	11.129
15	25	A.Verdoia	11.255
16	52	P.Hobelsberger	11.331
17	84	L.Cresson	12.720
18	74	J.van Sikkelerus	13.309
19	56	P.Sebestyen	16.426
20	9	G.Hendra Pratama	27.666

14	9	G.Hendra Pratama	46.148
15	84	L.Cresson	50.149
16	4	S.Odendaal	1'02.822
17	3	R.De Rosa	1'07.704
18	16	J.Cluzel	1'09.842
19	56	P.Sebestyen	1'32.670

#### Lap 8

1	55	A.Locatelli	12'34.066
2	44	L.Mahias	5.705
3	94	C.Perolari	6.163
4	22	F.Fuligni	12.867
5	99	D.Webb	14.346
6	25	A.Verdoia	23.867
7	74	J.van Sikkelerus	25.551
8	84	L.Cresson	53.040
9	32	I.Viñales	1'14.209
10	38	H.Soomer	1'14.769
11	81	M.Gonzalez	1'18.002
12	16	J.Cluzel	1'19.563
13	3	R.De Rosa	1'19.733
14	61	C.Öncü	1'20.824
15	52	P.Hobelsberger	1'23.382
16	4	S.Odendaal	1'25.563
17	56	P.Sebestyen	1'44.123
18	9	G.Hendra Pratama	2'01.772

#### Lap 12

1	55	A.Locatelli	20'04.817
2	3	R.De Rosa	4.809
3	16	J.Cluzel	5.272
4	44	L.Mahias	8.575
5	94	C.Perolari	8.694
6	38	H.Soomer	10.682
7	32	I.Viñales	11.233
8	4	S.Odendaal	12.507
9	81	M.Gonzalez	16.324
10	22	F.Fuligni	18.106
11	61	C.Öncü	18.687
12	99	D.Webb	24.728
13	52	P.Hobelsberger	30.279
14	56	P.Sebestyen	35.474
15	25	A.Verdoia	36.694
16	74	J.van Sikkelerus	39.047
17	84	L.Cresson	1'05.687
18	9	G.Hendra Pratama	1'12.719

#### Lap 2

1	55	A.Locatelli	3'12.384
2	3	R.De Rosa	0.590
3	16	J.Cluzel	0.980
4	44	L.Mahias	1.148
5	94	C.Perolari	1.391
6	5	P.Oettl	1.814
7	32	I.Viñales	2.565
8	4	S.Odendaal	2.825
9	61	C.Öncü	3.057
10	99	D.Webb	3.994
11	22	F.Fuligni	4.146
12	38	H.Soomer	4.393
13	81	M.Gonzalez	4.521
14	25	A.Verdoia	5.402
15	78	H.Okubo	5.429
16	52	P.Hobelsberger	6.184
17	71	C.Bergman	6.369
18	84	L.Cresson	6.753
19	74	J.van Sikkelerus	7.142
20	56	P.Sebestyen	11.924
21	9	G.Hendra Pratama	20.101

#### Lap 5

1	55	A.Locatelli	7'53.204
2	3	R.De Rosa	2.518
3	44	L.Mahias	3.050
4	16	J.Cluzel	3.181
5	94	C.Perolari	3.387
6	5	P.Oettl	3.628
7	4	S.Odendaal	6.208
8	32	I.Viñales	6.361
9	61	C.Öncü	7.243
10	38	H.Soomer	7.403
11	81	M.Gonzalez	7.713
12	22	F.Fuligni	9.133
13	99	D.Webb	9.338
14	71	C.Bergman	13.010
15	52	P.Hobelsberger	13.894
16	25	A.Verdoia	14.060
17	74	J.van Sikkelerus	15.880
18	56	P.Sebestyen	18.510
19	84	L.Cresson	35.024
20	9	G.Hendra Pratama	36.340

#### Lap 9

1	74	J.van Sikkelerus	14'36.790
2	55	A.Locatelli	37.240
3	94	C.Perolari	43.679
4	44	L.Mahias	44.169
5	22	F.Fuligni	46.974
6	16	J.Cluzel	50.955
7	3	R.De Rosa	50.980
8	32	I.Viñales	55.148
9	38	H.Soomer	55.392
10	99	D.Webb	56.224
11	4	S.Odendaal	57.182
12	81	M.Gonzalez	59.093
13	25	A.Verdoia	59.598
14	61	C.Öncü	1'03.294
15	52	P.Hobelsberger	1'10.715
16	56	P.Sebestyen	1'16.470
17	84	L.Cresson	1'34.920
18	9	G.Hendra Pratama	1'48.179

#### Lap 13

1	55	A.Locatelli	21'38.675
2	3	R.De Rosa	5.364
3	16	J.Cluzel	5.868
4	44	L.Mahias	9.503
5	94	C.Perolari	9.673
6	38	H.Soomer	11.320
7	32	I.Viñales	11.947
8	4	S.Odendaal	13.931
9	81	M.Gonzalez	17.736
10	22	F.Fuligni	18.801
11	61	C.Öncü	20.412
12	99	D.Webb	26.754
13	52	P.Hobelsberger	32.469
14	56	P.Sebestyen	37.109
15	25	A.Verdoia	39.859
16	74	J.van Sikkelerus	41.868
17	84	L.Cresson	1'08.273
18	9	G.Hendra Pratama	1'16.976

#### Lap 3

1	55	A.Locatelli	4'45.883
2	3	R.De Rosa	1.078
3	16	J.Cluzel	1.518
4	44	L.Mahias	1.577
5	94	C.Perolari	1.894
6	5	P.Oettl	2.154
7	32	I.Viñales	3.935
8	4	S.Odendaal	4.269
9	61	C.Öncü	4.491
10	38	H.Soomer	5.273
11	81	M.Gonzalez	5.774
12	22	F.Fuligni	5.893
13	99	D.Webb	6.107
14	25	A.Verdoia	7.461
15	78	H.Okubo	7.589
16	71	C.Bergman	8.308
17	52	P.Hobelsberger	8.567
18	84	L.Cresson	9.660
19	74	J.van Sikkelerus	10.539
20	56	P.Sebestyen	14.151
21	9	G.Hendra Pratama	23.542

#### Lap 6

1	55	A.Locatelli	9'26.839
2	3	R.De Rosa	3.086
3	44	L.Mahias	3.891
4	16	J.Cluzel	4.070
5	5	P.Oettl	4.567
6	94	C.Perolari	4.714
7	4	S.Odendaal	7.350
8	32	I.Viñales	7.496
9	38	H.Soomer	8.143
10	61	C.Öncü	8.747
11	81	M.Gonzalez	9.306
12	22	F.Fuligni	10.468
13	99	D.Webb	10.810
14	71	C.Bergman	15.148
15	52	P.Hobelsberger	16.033
16	25	A.Verdoia	17.185
17	74	J.van Sikkelerus	18.973
18	56	P.Sebestyen	20.586
19	9	G.Hendra Pratama	41.312
20	84	L.Cresson	47.453

#### Lap 10

1	55	A.Locatelli	16'58.036
2	3	R.De Rosa	3.492
3	16	J.Cluzel	3.743
4	44	L.Mahias	6.353
5	94	C.Perolari	6.417
6	32	I.Viñales	8.234
7	38	H.Soomer	8.246
8	4	S.Odendaal	9.910
9	74	J.van Sikkelerus	12.146
10	81	M.Gonzalez	12.709
11	22	F.Fuligni	16.129
12	61	C.Öncü	16.385
13	99	D.Webb	20.482
14	52	P.Hobelsberger	25.177
15	25	A.Verdoia	30.540
16	56	P.Sebestyen	30.568
17	84	L.Cresson	59.851
18	9	G.Hendra Pratama	1'03.967

#### Lap 14

1	55	A.Locatelli	23'12.562
2	3	R.De Rosa	5.953
3	16	J.Cluzel	6.278
4	44	L.Mahias	10.554
5	94	C.Perolari	10.647
6	38	H.Soomer	12.022
7	32	I.Viñales	12.762
8	4	S.Odendaal	15.128
9	81	M.Gonzalez	19.592
10	22	F.Fuligni	19.711
11	61	C.Öncü	22.611
12	99	D.Webb	28.891
13	52	P.Hobelsberger	34.953
14	56	P.Sebestyen	39.052
15	25	A.Verdoia	43.292
16	74	J.van Sikkelerus	44.791
17	84	L.Cresson	1'10.676
18	9	G.Hendra Pratama	1'21.597

#### Lap 4

1	55	A.Locatelli	6'19.317
2	3	R.De Rosa	1.890
3	44	L.Mahias	2.472
4	16	J.Cluzel	2.528

#### Lap 7

1	55	A.Locatelli	11'00.424
2	44	L.Mahias	4.768
3	94	C.Perolari	5.170
4	32	I.Viñales	9.039
5	38	H.Soomer	9.313
6	61	C.Öncü	10.457
7	81	M.Gonzalez	10.813
8	22	F.Fuligni	11.820
9	99	D.Webb	12.401
10	71	C.Bergman	17.278
11	52	P.Hobelsberger	18.130
12	25	A.Verdoia	20.465
13	74	J.van Sikkelerus	22.371

#### Lap 11

1	55	A.Locatelli	18'31.246
2	3	R.De Rosa	4.306
3	16	J.Cluzel	4.649
4	94	C.Perolari	7.325
5	44	L.Mahias	7.374
6	38	H.Soomer	9.508

#### Lap 15

01/03/2020

These data/results cannot be reproduced, stored and/or transmitted in whole or in part by any manner of electronic, mechanical, photocopying, recording, broadcasting or otherwise now known or herein after developed without the previous express consent by the copyright owner, except for reproduction in daily press and regular printed publications on sale to the public within 60 days of the event related to those data/results and always provided that copyright symbol appears together as follows below.

© DORNA WSBK ORGANIZATION Srl 2020

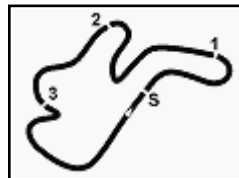
FCR PERUGIA TIMING



Official Tyre Supplier



Official Timekeeper



Phillip Island 4.445 m

3 / 4

## Yamaha Finance Australian Round, 28 February - 1 March 2020

### Lap Chart Race

1	55	A.Locatelli	24'46.919
2	3	R.De Rosa	6.091
3	16	J.Cluzel	6.605
4	44	L.Mahias	11.273
5	94	C.Perolari	11.419
6	38	H.Soomer	12.334
7	32	I.Viñales	13.303
8	4	S.Odendaal	15.853
9	22	F.Fuligni	20.470
10	81	M.Gonzalez	21.028
11	61	C.Öncü	24.227
12	99	D.Webb	30.481
13	52	P.Hobelsberger	36.688
14	56	P.Sebestyen	40.365
15	25	A.Verdoia	45.571
16	74	J.van Sikkelerus	47.228
17	84	L.Cresson	1'13.081
18	9	G.Hendra Pratama	1'26.588

#### Lap 16

1	55	A.Locatelli	26'21.914
2	3	R.De Rosa	5.817
3	16	J.Cluzel	6.700
4	94	C.Perolari	11.372
5	44	L.Mahias	11.423
6	38	H.Soomer	12.015
7	32	I.Viñales	13.736
8	4	S.Odendaal	16.157
9	22	F.Fuligni	20.503
10	81	M.Gonzalez	20.826
11	61	C.Öncü	25.217
12	99	D.Webb	31.700
13	52	P.Hobelsberger	38.205
14	56	P.Sebestyen	41.523
15	25	A.Verdoia	46.929
16	74	J.van Sikkelerus	49.373
17	84	L.Cresson	1'14.262
18	9	G.Hendra Pratama	1'32.084

01/03/2020

These data/results cannot be reproduced, stored and/or transmitted in whole or in part by any manner of electronic, mechanical, photocopying, recording, broadcasting or otherwise now known or herein after developed without the previous express consent by the copyright owner, except for reproduction in daily press and regular printed publications on sale to the public within 60 days of the event related to those data/results and always provided that copyright symbol appears together as follows below.

© DORNA WSBK ORGANIZATION Srl 2020

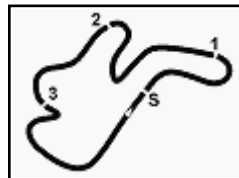
FICR PERUGIA TIMING



Official Tyre Supplier



Official Timekeeper



## Yamaha Finance Australian Round, 28 February - 1 March 2020

### Lap Chart Race

#### Race Pace Comparison

	55 Loc	3 DeR	16 Clu	94 Per	44 Mah	38 Soo	4 Ode	81 Gon	22 Ful	32 Viñ	61 Önc	99 Web	52 Hob	56 Seb
1	1'38.706	1'39.600	1'39.410	1'39.892	1'39.201	1'41.497	1'40.863	1'42.174	1'42.008	1'40.910	1'41.064	1'41.454	1'43.169	1'42.780
2	1'33.678	<b>1'33.374</b>	<b>1'33.954</b>	<b>1'33.883</b>	1'34.331	1'35.280	1'34.346	1'34.731	1'34.522	<b>1'34.039</b>	1'34.377	<b>1'34.924</b>	<b>1'35.399</b>	1'41.528
3	1'33.499	1'33.987	1'34.037	1'34.002	<b>1'33.928</b>	1'34.379	1'34.943	1'34.752	1'35.246	1'34.869	1'34.933	1'35.612	1'35.882	1'35.726
4	1'33.434	1'34.246	1'34.444	1'34.541	1'34.329	1'34.363	1'34.555	<b>1'34.487</b>	1'35.303	1'35.106	1'34.761	1'34.992	1'36.198	1'35.709
5	1'33.887	1'34.515	1'34.540	1'34.273	1'34.465	1'35.088	1'34.705	1'34.773	1'35.258	1'34.641	1'35.312	1'35.560	1'36.450	1'35.971
6	1'33.635	1'34.203	1'34.524	1'34.962	1'34.476	1'34.375	1'34.777	1'35.228	1'34.970	1'34.770	1'35.139	1'35.107	1'35.774	1'35.711
7	1'33.585	2'38.203	2'39.357	1'34.041	1'34.462	1'34.755	2'29.057	1'35.092	1'34.937	1'35.128	1'35.295	1'35.176	1'35.682	2'45.669
8	1'33.642	1'45.671	1'43.363	1'34.635	1'34.579	2'39.098	1'56.383	2'40.831	1'34.689	2'38.812	2'44.009	1'35.587	2'38.894	1'45.095
9	2'39.964	1'33.971	1'34.116	2'40.240	2'41.188	1'43.347	1'34.343	1'43.815	2'36.831	1'43.663	1'45.194	2'44.602	1'50.057	<b>1'35.071</b>
10	1'44.006	1'33.758	1'34.034	1'43.984	1'43.430	<b>1'34.100</b>	<b>1'33.974</b>	1'34.862	1'50.401	1'34.332	<b>1'34.337</b>	1'45.504	1'35.708	1'35.344
11	<b>1'33.210</b>	1'34.024	1'34.116	1'34.118	1'34.231	1'34.472	1'34.248	1'35.210	<b>1'34.377</b>	1'34.904	1'34.347	1'35.394	1'35.882	1'35.969
12	1'33.571	1'34.074	1'34.194	1'34.940	1'34.772	1'34.745	1'35.130	1'35.186	1'34.381	1'34.876	1'34.736	1'35.633	1'36.001	1'35.718
13	1'33.858	1'34.413	1'34.454	1'34.837	1'34.786	1'34.496	1'35.282	1'35.270	1'34.553	1'34.572	1'35.583	1'35.884	1'36.048	1'35.493
14	1'33.887	1'34.476	1'34.297	1'34.861	1'34.938	1'34.589	1'35.084	1'35.743	1'34.797	1'34.702	1'36.086	1'36.024	1'36.371	1'35.830
15	1'34.357	1'34.495	1'34.684	1'35.129	1'35.076	1'34.669	1'35.082	1'35.793	1'35.116	1'34.898	1'35.973	1'35.947	1'36.092	1'35.670
16	1'34.995	1'34.721	1'35.090	1'34.948	1'35.145	1'34.676	1'35.299	1'34.793	1'35.028	1'35.428	1'35.985	1'36.214	1'36.512	1'36.153

	25 Ver	74 vSi	84 Cre	9 Hen	71 Ber	5 Oet	78 Oku
1	1'42.466	1'43.975	1'43.708	1'43.684	1'43.290	1'40.213	1'42.277
2	<b>1'35.320</b>	<b>1'35.551</b>	<b>1'35.429</b>	1'48.801	1'35.463	1'33.985	<b>1'35.536</b>
3	1'35.558	1'36.896	1'36.406	<b>1'36.940</b>	<b>1'35.438</b>	<b>1'33.839</b>	1'35.659
4	1'37.228	1'36.204	1'36.494	1'37.558	1'36.255	1'34.348	
5	1'36.692	1'36.458	1'56.191	1'42.561	1'35.768	1'34.447	
6	1'36.760	1'36.728	1'46.064	1'38.607	1'35.773	1'34.574	
7	1'36.865	1'36.983	1'36.281	1'38.421	1'35.715		
8	1'37.044	1'36.822	1'36.533	2'49.266			
9	2'38.455	1'37.173	2'44.604	1'49.131			
10	1'52.188	2'33.392	1'46.177	1'37.034			
11	1'36.503	1'57.066	1'36.189	1'37.393			
12	1'36.432	1'36.616	1'36.428	1'38.140			
13	1'37.023	1'36.679	1'36.444	1'38.115			
14	1'37.320	1'36.810	1'36.290	1'38.508			
15	1'36.636	1'36.794	1'36.762	1'39.348			
16	1'36.353	1'37.140	1'36.176	1'40.491			

01/03/2020

These data/results cannot be reproduced, stored and/or transmitted in whole or in part by any manner of electronic, mechanical, photocopying, recording, broadcasting or otherwise now known or herein after developed without the previous express consent by the copyright owner, except for reproduction in daily press and regular printed publications on sale to the public within 60 days of the event related to those data/results and always provided that copyright symbol appears together as follows below.

© DORNA WSBK ORGANIZATION Srl 2020

FICR PERUGIA TIMING



Official Tyre Supplier



Official Timekeeper