

## Yamaha Finance Australian Round, 28 February - 1 March 2020

### Results Free Practice 2nd Session

No.	Rider	Nat	Team	Bike	Time	Gap	Rel.	Laps	Speed	
									Avg	Max
1	1 R. KRUMMENACHER	SUI	MV Agusta Reparto Corse	MV Agusta F3 675	<b>1'32.894</b>			19	172,261	<b>276,9</b>
2	55 A. LOCATELLI	ITA	BARDAHL Evan Bros. WorldSSP Team	Yamaha YZF R6	<b>1'33.213</b>	0.319	0.319	22	171,671	<b>275,5</b>
3	3 R. DE ROSA	ITA	MV Agusta Reparto Corse	MV Agusta F3 675	<b>1'33.510</b>	0.616	0.297	22	171,126	<b>272,0</b>
4	61 C. ÖNCÜ	TUR	Turkish Racing Team	Kawasaki ZX-6R	<b>1'33.571</b>	0.677	0.061	22	171,015	<b>276,9</b>
5	32 I. VIÑALES	ESP	Kallio Racing	Yamaha YZF R6	<b>1'33.739</b>	0.845	0.168	19	170,708	<b>272,7</b>
6	4 S. ODENDAAL	RSA	EAB Ten Kate Racing	Yamaha YZF R6	<b>1'33.833</b>	0.939	0.094	8	170,537	<b>274,1</b>
7	94 C. PEROLARI	FRA	GMT94 Yamaha	Yamaha YZF R6	<b>1'33.845</b>	0.951	0.012	21	170,515	<b>274,8</b>
8	44 L. MAHIAS	FRA	Kawasaki Puccetti Racing	Kawasaki ZX-6R	<b>1'33.929</b>	1.035	0.084	20	170,363	<b>274,1</b>
9	16 J. CLUZEL	FRA	GMT94 Yamaha	Yamaha YZF R6	<b>1'33.962</b>	1.068	0.033	16	170,303	<b>270,7</b>
10	5 P. OETTL	GER	Kawasaki Puccetti Racing	Kawasaki ZX-6R	<b>1'34.139</b>	1.245	0.177	22	169,983	<b>275,5</b>
11	22 F. FULIGNI	ITA	MV Agusta Reparto Corse	MV Agusta F3 675	<b>1'34.142</b>	1.248	0.003	21	169,977	<b>275,5</b>
12	81 M. GONZALEZ	ESP	Kawasaki ParkinGO Team	Kawasaki ZX-6R	<b>1'34.352</b>	1.458	0.210	19	169,599	<b>279,1</b>
13	38 H. SOOMER	EST	Kallio Racing	Yamaha YZF R6	<b>1'34.431</b>	1.537	0.079	22	169,457	<b>269,3</b>
14	78 H. OKUBO	JPN	Dynavolt Honda	Honda CBR600RR	<b>1'34.437</b>	1.543	0.006	22	169,446	<b>272,0</b>
15	99 D. WEBB	GBR	WRP Wepol Racing	Yamaha YZF R6	<b>1'34.495</b>	1.601	0.058	22	169,342	<b>277,6</b>
16	56 P. SEBESTYEN	HUN	OXXO Yamaha Team Toth	Yamaha YZF R6	<b>1'34.878</b>	1.984	0.383	21	168,659	<b>268,7</b>
17	25 A. VERDOÍA	FRA	bLU cRU WorldSSP by MS Racing	Yamaha YZF R6	<b>1'35.058</b>	2.164	0.180	20	168,339	<b>271,4</b>
18	68 O. BAYLISS	AUS	CUBE Racing	Yamaha YZF R6	<b>1'35.191</b>	2.297	0.133	20	168,104	<b>268,7</b>
19	71 C. BERGMAN	SWE	Wójcik Racing Team	Yamaha YZF R6	<b>1'35.365</b>	2.471	0.174	20	167,797	<b>270,0</b>
20	84 L. CRESSON	BEL	OXXO Yamaha Team Toth	Yamaha YZF R6	<b>1'35.658</b>	2.764	0.293	23	167,283	<b>273,4</b>
21	52 P. HOBELSBERGER	GER	Dynavolt Honda	Honda CBR600RR	<b>1'35.659</b>	2.765	0.001	18	167,282	<b>268,7</b>
22	74 J. VAN SIKKELERUS	NED	MPM Routz Racing Team	Yamaha YZF R6	<b>1'35.726</b>	2.832	0.067	22	167,165	<b>269,3</b>
23	9 G. HENDRA PRATAMA	INA	bLU cRU WorldSSP by MS Racing	Yamaha YZF R6	<b>1'36.336</b>	3.442	0.610	22	166,106	<b>270,0</b>

Qualifying Lap Time (107% of 1'32.894): 1'39.398

AIR	Humidity:	67%	Temp:	19°C
TRACK	Condition:	Dry	Temp:	30°C

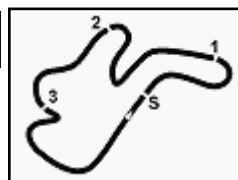
Records	Pole	(QP2)	2013	S.Lowes	1'32.545	172,910	Km/h
	Race	(RC)	2018	S.Cortese	1'33.072	171,930	Km/h
	All Times	(QP1)	2013	S.Lowes	1'32.545	172,910	Km/h

Start 28/02/2020 16:05  
End 17:34

The results are provisional until the end of the time limit for protests and appeals and the completion of the technical checks.

These data/results cannot be reproduced, stored and/or transmitted in whole or in part by any manner of electronic, mechanical, photocopying, recording, broadcasting or otherwise now known or herein after developed without the previous express consent by the copyright owner, except for reproduction in daily press and regular printed publications on sale to the public within 60 days of the event related to those data/results and always provided that copyright symbol appears together as follows below.

© DORNA WSBK ORGANIZATION Srl 2020



## Yamaha Finance Australian Round, 28 February - 1 March 2020

### Results Free Practice 2nd Session

#### Session Highlights

Local Time	No. Rider	Description
16.05.00		Start
16.05.03		WorldSSP Pit Intervention Time: 1min 18secs
16.08.20	<b>32 I. VIÑALES</b>	On Asphalt - Re-Joined - Turn 4
16.11.00	<b>94 C. PEROLARI</b>	On Asphalt - Re-Joined - Turn 4
16.23.06		RED FLAG
16.30.00		Session Restart
16.33.56	<b>16 J. CLUZEL</b>	Stop - Technical Problem
16.34.01		RED FLAG
16.34.42	<b>4 S. ODENDAAL</b>	Crashed - Turn 1
16.34.42	<b>38 H. SOOMER</b>	Crashed - Turn 1
16.57.31		START DELAYED
17.10.00		Session Restart
17.26.16	<b>3 R. DE ROSA</b>	On Asphalt - Re-Joined - Turn 4
17.32.25	<b>5 P. OETTL</b>	On Asphalt - Re-Joined - Turn 4
17.33.22	<b>44 L. MAHIAS</b>	Technical Problem - Turn 12
17.33.57	<b>3 R. DE ROSA</b>	Technical Problem - Turn 9
17.34.21		End Of Session

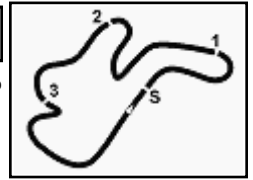
#### Fastest Laps Sequence

No.	Rider	Nat	Team	Bike	Local Time	Time	Gap	Avg
<b>94</b>	<b>C. PEROLARI</b>	FRA	GMT94 Yamaha	Yamaha YZF R6	16:08'31.014	<b>1'34.709</b>		168,960
<b>4</b>	<b>S. ODENDAAL</b>	RSA	EAB Ten Kate Racing	Yamaha YZF R6	16:08'40.738	<b>1'34.220</b>	-0.489	169,837
<b>55</b>	<b>A. LOCATELLI</b>	ITA	BARDAHL Evan Bros. WorldSSP Team	Yamaha YZF R6	16:10'38.060	<b>1'33.901</b>	-0.319	170,414
<b>55</b>	<b>A. LOCATELLI</b>	ITA	BARDAHL Evan Bros. WorldSSP Team	Yamaha YZF R6	16:12'11.865	<b>1'33.805</b>	-0.096	170,588
<b>1</b>	<b>R. KRUMMENACHER</b>	SUI	MV Agusta Reparto Corse	MV Agusta F3 675	16:33'26.891	<b>1'33.701</b>	-0.104	170,777
<b>55</b>	<b>A. LOCATELLI</b>	ITA	BARDAHL Evan Bros. WorldSSP Team	Yamaha YZF R6	17:18'17.373	<b>1'33.337</b>	-0.364	171,443
<b>55</b>	<b>A. LOCATELLI</b>	ITA	BARDAHL Evan Bros. WorldSSP Team	Yamaha YZF R6	17:30'36.968	<b>1'33.264</b>	-0.073	171,577
<b>1</b>	<b>R. KRUMMENACHER</b>	SUI	MV Agusta Reparto Corse	MV Agusta F3 675	17:33'09.274	<b>1'32.894</b>	-0.370	172,261

Start 16:05 End 17:34 The results are provisional until the end of the time limit for protests and appeals and the completion of the technical checks.

These data/results cannot be reproduced, stored and/or transmitted in whole or in part by any manner of electronic, mechanical, photocopying, recording, broadcasting or otherwise now known or herein after developed without the previous express consent by the copyright owner, except for reproduction in daily press and regular printed publications on sale to the public within 60 days of the event related to those data/results and always provided that copyright symbol appears together as follows below.

© DORNA WSBK ORGANIZATION Srl 2020



## Yamaha Finance Australian Round, 28 February - 1 March 2020

### Free Practices Combined Results after FP2

Phillip Island 4.445 m

No.	Rider	Nat	Team	Bike	FP1	FP2	FP3	Time	Gap	Rel.	Avg	LL
1	<b>1 R. KRUMMENACHER</b>	SUI	MV Agusta Reparto Corse	MV Agusta F3 675	1'35.571	<b>1'32.894</b>		<b>1'32.894</b>			172,261	23
2	<b>55 A. LOCATELLI</b>	ITA	BARDAHL Evan Bros. WorldSSP Team	Yamaha YZF R6	1'34.061	<b>1'33.213</b>		<b>1'33.213</b>	0.319	0.319	171,671	26
3	<b>3 R. DE ROSA</b>	ITA	MV Agusta Reparto Corse	MV Agusta F3 675		<b>1'33.510</b>		<b>1'33.510</b>	0.616	0.297	171,126	24
4	<b>61 C. ÖNCÜ</b>	TUR	Turkish Racing Team	Kawasaki ZX-6R	1'36.106	<b>1'33.571</b>		<b>1'33.571</b>	0.677	0.061	171,015	25
5	<b>32 I. VIÑALES</b>	ESP	Kallio Racing	Yamaha YZF R6	1'35.206	<b>1'33.739</b>		<b>1'33.739</b>	0.845	0.168	170,708	23
6	<b>4 S. ODENDAAL</b>	RSA	EAB Ten Kate Racing	Yamaha YZF R6	1'34.890	<b>1'33.833</b>		<b>1'33.833</b>	0.939	0.094	170,537	14
7	<b>94 C. PEROLARI</b>	FRA	GMT94 Yamaha	Yamaha YZF R6	1'34.745	<b>1'33.845</b>		<b>1'33.845</b>	0.951	0.012	170,515	31
8	<b>44 L. MAHIAS</b>	FRA	Kawasaki Puccetti Racing	Kawasaki ZX-6R	1'35.604	<b>1'33.929</b>		<b>1'33.929</b>	1.035	0.084	170,363	25
9	<b>16 J. CLUZEL</b>	FRA	GMT94 Yamaha	Yamaha YZF R6	1'34.868	<b>1'33.962</b>		<b>1'33.962</b>	1.068	0.033	170,303	24
10	<b>5 P. OETTL</b>	GER	Kawasaki Puccetti Racing	Kawasaki ZX-6R	1'35.531	<b>1'34.139</b>		<b>1'34.139</b>	1.245	0.177	169,983	25
11	<b>22 F. FULIGNI</b>	ITA	MV Agusta Reparto Corse	MV Agusta F3 675		<b>1'34.142</b>		<b>1'34.142</b>	1.248	0.003	169,977	23
12	<b>81 M. GONZALEZ</b>	ESP	Kawasaki ParkinGO Team	Kawasaki ZX-6R	1'38.147	<b>1'34.352</b>		<b>1'34.352</b>	1.458	0.210	169,599	23
13	<b>38 H. SOOMER</b>	EST	Kallio Racing	Yamaha YZF R6	1'34.871	<b>1'34.431</b>		<b>1'34.431</b>	1.537	0.079	169,457	31
14	<b>78 H. OKUBO</b>	JPN	Dynavolt Honda	Honda CBR600RR		<b>1'34.437</b>		<b>1'34.437</b>	1.543	0.006	169,446	24
15	<b>99 D. WEBB</b>	GBR	WRP Wepol Racing	Yamaha YZF R6	1'36.543	<b>1'34.495</b>		<b>1'34.495</b>	1.601	0.058	169,342	26
16	<b>56 P. SEBESTYEN</b>	HUN	OXXO Yamaha Team Toth	Yamaha YZF R6	1'40.707	<b>1'34.878</b>		<b>1'34.878</b>	1.984	0.383	168,659	25
17	<b>25 A. VERDOÏA</b>	FRA	bLU cRU WorldSSP by MS Racing	Yamaha YZF R6	1'43.707	<b>1'35.058</b>		<b>1'35.058</b>	2.164	0.180	168,339	30
18	<b>68 O. BAYLISS</b>	AUS	CUBE Racing	Yamaha YZF R6	1'37.011	<b>1'35.191</b>		<b>1'35.191</b>	2.297	0.133	168,104	26
19	<b>71 C. BERGMAN</b>	SWE	Wójcik Racing Team	Yamaha YZF R6	1'46.807	<b>1'35.365</b>		<b>1'35.365</b>	2.471	0.174	167,797	23
20	<b>84 L. CRESSON</b>	BEL	OXXO Yamaha Team Toth	Yamaha YZF R6	1'37.682	<b>1'35.658</b>		<b>1'35.658</b>	2.764	0.293	167,283	25
21	<b>52 P. HOBELSBERGER</b>	GER	Dynavolt Honda	Honda CBR600RR	1'38.446	<b>1'35.659</b>		<b>1'35.659</b>	2.765	0.001	167,282	20
22	<b>74 J. VAN SIKKELERUS</b>	NED	MPM Routz Racing Team	Yamaha YZF R6	1'36.729	<b>1'35.726</b>		<b>1'35.726</b>	2.832	0.067	167,165	28
23	<b>9 G. HENDRA PRATAMA</b>	INA	bLU cRU WorldSSP by MS Racing	Yamaha YZF R6	1'47.115	<b>1'36.336</b>		<b>1'36.336</b>	3.442	0.610	166,106	31

28/02/2020

These data/results cannot be reproduced, stored and/or transmitted in whole or in part by any manner of electronic, mechanical, photocopying, recording, broadcasting or otherwise now known or herein after developed without the previous express consent by the copyright owner, except for reproduction in daily press and regular printed publications on sale to the public within 60 days of the event related to those data/results and always provided that copyright symbol appears together as follows below.

© DORNA WSBK ORGANIZATION Srl 2020

FICR PERUGIA TIMING



Official Tyre Supplier



Official Timekeeper

## Yamaha Finance Australian Round, 28 February - 1 March 2020

### Best Sectors & Speed Free Practice 2nd Session

Phillip Island 4.445 m

BEST LAP			
1	1 R. KRUMMENACHER	MV Agusta F3 675	1'32.894
2	55 A. LOCATELLI	Yamaha YZF R6	1'33.213
3	3 R. DE ROSA	MV Agusta F3 675	1'33.510
4	61 C. ÖNCÜ	Kawasaki ZX-6R	1'33.571
5	32 I. VIÑALES	Yamaha YZF R6	1'33.739
6	4 S. ODENDAAL	Yamaha YZF R6	1'33.833
7	94 C. PEROLARI	Yamaha YZF R6	1'33.845
8	44 L. MAHIAS	Kawasaki ZX-6R	1'33.929
9	16 J. CLUZEL	Yamaha YZF R6	1'33.962
10	5 P. OETTL	Kawasaki ZX-6R	1'34.139
11	22 F. FULIGNI	MV Agusta F3 675	1'34.142
12	81 M. GONZALEZ	Kawasaki ZX-6R	1'34.352
13	38 H. SOOMER	Yamaha YZF R6	1'34.431
14	78 H. OKUBO	Honda CBR600RR	1'34.437
15	99 D. WEBB	Yamaha YZF R6	1'34.495
16	56 P. SEBESTYEN	Yamaha YZF R6	1'34.878
17	25 A. VERDOÍA	Yamaha YZF R6	1'35.058
18	68 O. BAYLISS	Yamaha YZF R6	1'35.191
19	71 C. BERGMAN	Yamaha YZF R6	1'35.365
20	84 L. CRESSON	Yamaha YZF R6	1'35.658
21	52 P. HOBELSBERGER	Honda CBR600RR	1'35.659
22	74 J. VAN SIKKELERUS	Yamaha YZF R6	1'35.726
23	9 G. HENDRA PRATAMA	Yamaha YZF R6	1'36.336

SPEED			
1	81 M. GONZALEZ	Kawasaki ZX-6R	279,1
2	99 D. WEBB	Yamaha YZF R6	277,6
3	61 C. ÖNCÜ	Kawasaki ZX-6R	276,9
4	1 R. KRUMMENACHER	MV Agusta F3 675	276,9
5	22 F. FULIGNI	MV Agusta F3 675	275,5
6	5 P. OETTL	Kawasaki ZX-6R	275,5
7	55 A. LOCATELLI	Yamaha YZF R6	275,5
8	94 C. PEROLARI	Yamaha YZF R6	274,8
9	4 S. ODENDAAL	Yamaha YZF R6	274,1
10	44 L. MAHIAS	Kawasaki ZX-6R	274,1
11	84 L. CRESSON	Yamaha YZF R6	273,4
12	32 I. VIÑALES	Yamaha YZF R6	272,7
13	78 H. OKUBO	Honda CBR600RR	272,0
14	3 R. DE ROSA	MV Agusta F3 675	272,0
15	25 A. VERDOÍA	Yamaha YZF R6	271,4
16	16 J. CLUZEL	Yamaha YZF R6	270,7
17	71 C. BERGMAN	Yamaha YZF R6	270,0
18	9 G. HENDRA PRATAMA	Yamaha YZF R6	270,0
19	74 J. VAN SIKKELERUS	Yamaha YZF R6	269,3
20	38 H. SOOMER	Yamaha YZF R6	269,3
21	56 P. SEBESTYEN	Yamaha YZF R6	268,7
22	52 P. HOBELSBERGER	Honda CBR600RR	268,7
23	68 O. BAYLISS	Yamaha YZF R6	268,7

SEG. 1			SEG. 2			SEG. 3			SEG. 4		
1	1 R. KRUMMENACHER	22.242	1	55 A. LOCATELLI	26.776	1	1 R. KRUMMENACHER	17.602	1	55 A. LOCATELLI	26.087
2	61 C. ÖNCÜ	22.339	2	3 R. DE ROSA	26.867	2	55 A. LOCATELLI	17.739	2	1 R. KRUMMENACHER	26.098
3	55 A. LOCATELLI	22.371	3	1 R. KRUMMENACHER	26.952	3	4 S. ODENDAAL	17.745	3	94 C. PEROLARI	26.153
4	32 I. VIÑALES	22.383	4	32 I. VIÑALES	26.991	4	3 R. DE ROSA	17.783	4	3 R. DE ROSA	26.178
5	44 L. MAHIAS	22.421	5	44 L. MAHIAS	27.041	5	44 L. MAHIAS	17.825	5	32 I. VIÑALES	26.180
6	4 S. ODENDAAL	22.422	6	94 C. PEROLARI	27.068	6	94 C. PEROLARI	17.848	6	61 C. ÖNCÜ	26.228
7	5 P. OETTL	22.442	7	16 J. CLUZEL	27.072	7	16 J. CLUZEL	17.866	7	5 P. OETTL	26.231
8	3 R. DE ROSA	22.491	8	61 C. ÖNCÜ	27.075	8	5 P. OETTL	17.868	8	22 F. FULIGNI	26.240
9	94 C. PEROLARI	22.499	9	81 M. GONZALEZ	27.161	9	61 C. ÖNCÜ	17.895	9	4 S. ODENDAAL	26.260
10	81 M. GONZALEZ	22.514	10	78 H. OKUBO	27.195	10	38 H. SOOMER	17.944	10	16 J. CLUZEL	26.346
11	99 D. WEBB	22.538	11	38 H. SOOMER	27.196	11	81 M. GONZALEZ	17.948	11	99 D. WEBB	26.348
12	22 F. FULIGNI	22.565	12	4 S. ODENDAAL	27.206	12	22 F. FULIGNI	17.985	12	38 H. SOOMER	26.376
13	16 J. CLUZEL	22.567	13	22 F. FULIGNI	27.216	13	32 I. VIÑALES	17.989	13	44 L. MAHIAS	26.424
14	38 H. SOOMER	22.575	14	5 P. OETTL	27.324	14	99 D. WEBB	17.996	14	81 M. GONZALEZ	26.479
15	78 H. OKUBO	22.607	15	99 D. WEBB	27.356	15	25 A. VERDOÍA	17.998	15	78 H. OKUBO	26.482
16	25 A. VERDOÍA	22.710	16	71 C. BERGMAN	27.409	16	56 P. SEBESTYEN	18.047	16	56 P. SEBESTYEN	26.532
17	71 C. BERGMAN	22.740	17	56 P. SEBESTYEN	27.414	17	78 H. OKUBO	18.093	17	84 L. CRESSON	26.564
18	68 O. BAYLISS	22.816	18	25 A. VERDOÍA	27.416	18	68 O. BAYLISS	18.110	18	68 O. BAYLISS	26.605
19	56 P. SEBESTYEN	22.869	19	68 O. BAYLISS	27.476	19	71 C. BERGMAN	18.120	19	25 A. VERDOÍA	26.630
20	52 P. HOBELSBERGER	22.933	20	74 J. VAN SIKKELERUS	27.654	20	84 L. CRESSON	18.135	20	74 J. VAN SIKKELERUS	26.688
21	9 G. HENDRA PRATAMA	22.991	21	52 P. HOBELSBERGER	27.716	21	52 P. HOBELSBERGER	18.143	21	52 P. HOBELSBERGER	26.811
22	74 J. VAN SIKKELERUS	22.997	22	9 G. HENDRA PRATAMA	27.728	22	74 J. VAN SIKKELERUS	18.205	22	71 C. BERGMAN	26.818
23	84 L. CRESSON	23.011	23	84 L. CRESSON	27.793	23	9 G. HENDRA PRATAMA	18.586	23	9 G. HENDRA PRATAMA	27.031

28/02/2020

These data/results cannot be reproduced, stored and/or transmitted in whole or in part by any manner of electronic, mechanical, photocopying, recording, broadcasting or otherwise now known or herein after developed without the previous express consent by the copyright owner, except for reproduction in daily press and regular printed publications on sale to the public within 60 days of the event related to those data/results and always provided that copyright symbol appears together as follows below.

© DORNA WSBK ORGANIZATION Srl 2020

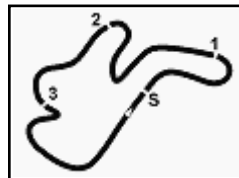
FICR PERUGIA TIMING



Official Tyre Supplier



Official Timekeeper



Phillip Island 4.445 m

## Yamaha Finance Australian Round, 28 February - 1 March 2020

### Ideal Times Free Practice 2nd Session

No.	Rider	Nat	Bike	Seg. 1	Seg. 2	Seg. 3	Seg. 4	Ideal Time		
				Diff. 1	Diff. 2	Diff. 3	Diff. 4	Best Lap	Pos.	Diff.
1	<b>1 R. KRUMMENACHER</b>	SUI	MV Agusta F3 675	<b>22.242</b>	26.952	<b>17.602</b>	26.098	<b>1'32.894</b>		
2	<b>55 A. LOCATELLI</b>	ITA	Yamaha YZF R6	22.371 +0.024	<b>26.776</b> +0.157	17.739 +0.059	<b>26.087</b>	<b>1'32.973</b>	1'33.213	2 0.240
3	<b>3 R. DE ROSA</b>	ITA	MV Agusta F3 675	22.491 +0.070	26.867	17.783 +0.004	26.178 +0.117	<b>1'33.319</b>	1'33.510	3 0.191
4	<b>61 C. ÖNCÜ</b>	TUR	Kawasaki ZX-6R	22.339 +0.034	27.075	17.895	26.228	<b>1'33.537</b>	1'33.571	4 0.034
5	<b>32 I. VIÑALES</b>	ESP	Yamaha YZF R6	22.383 +0.176	26.991 +0.020	17.989	26.180	<b>1'33.543</b>	1'33.739	5 0.196
6	<b>94 C. PEROLARI</b>	FRA	Yamaha YZF R6	22.499	27.068	17.848	26.153 +0.277	<b>1'33.568</b>	1'33.845	7 0.277
7	<b>4 S. ODENDAAL</b>	RSA	Yamaha YZF R6	22.422	27.206 +0.055	17.745	26.260 +0.145	<b>1'33.633</b>	1'33.833	6 0.200
8	<b>44 L. MAHIAS</b>	FRA	Kawasaki ZX-6R	22.421	27.041 +0.174	17.825 +0.044	26.424	<b>1'33.711</b>	1'33.929	8 0.218
9	<b>16 J. CLUZEL</b>	FRA	Yamaha YZF R6	22.567	27.072 +0.011	17.866 +0.054	26.346 +0.046	<b>1'33.851</b>	1'33.962	9 0.111
10	<b>5 P. OETTL</b>	GER	Kawasaki ZX-6R	22.442 +0.111	27.324 +0.031	17.868	26.231 +0.132	<b>1'33.865</b>	1'34.139	10 0.274
11	<b>22 F. FULIGNI</b>	ITA	MV Agusta F3 675	22.565 +0.039	27.216 +0.092	17.985 +0.005	26.240	<b>1'34.006</b>	1'34.142	11 0.136
12	<b>38 H. SOOMER</b>	EST	Yamaha YZF R6	22.575 +0.144	27.196 +0.054	17.944	26.376 +0.142	<b>1'34.091</b>	1'34.431	13 0.340
13	<b>81 M. GONZALEZ</b>	ESP	Kawasaki ZX-6R	22.514 +0.250	27.161	17.948	26.479	<b>1'34.102</b>	1'34.352	12 0.250
14	<b>99 D. WEBB</b>	GBR	Yamaha YZF R6	22.538 +0.105	27.356 +0.152	17.996	26.348	<b>1'34.238</b>	1'34.495	15 0.257
15	<b>78 H. OKUBO</b>	JPN	Honda CBR600RR	22.607 +0.055	27.195	18.093 +0.005	26.482	<b>1'34.377</b>	1'34.437	14 0.060
16	<b>25 A. VERDOÑA</b>	FRA	Yamaha YZF R6	22.710 +0.074	27.416 +0.092	17.998 +0.138	26.630	<b>1'34.754</b>	1'35.058	17 0.304
17	<b>56 P. SEBESTYEN</b>	HUN	Yamaha YZF R6	22.869	27.414 +0.010	18.047 +0.006	26.532	<b>1'34.862</b>	1'34.878	16 0.016
18	<b>68 O. BAYLISS</b>	AUS	Yamaha YZF R6	22.816 +0.049	27.476 +0.117	18.110	26.605 +0.018	<b>1'35.007</b>	1'35.191	18 0.184
19	<b>71 C. BERGMAN</b>	SWE	Yamaha YZF R6	22.740 +0.171	27.409 +0.033	18.120	26.818 +0.074	<b>1'35.087</b>	1'35.365	19 0.278
20	<b>84 L. CRESSON</b>	BEL	Yamaha YZF R6	23.011 +0.026	27.793 +0.129	18.135	26.564	<b>1'35.503</b>	1'35.658	20 0.155
21	<b>74 J. VAN SIKKELERUS</b>	NED	Yamaha YZF R6	22.997 +0.168	27.654	18.205	26.688 +0.014	<b>1'35.544</b>	1'35.726	22 0.182
22	<b>52 P. HOBELSBERGER</b>	GER	Honda CBR600RR	22.933 +0.033	27.716	18.143	26.811 +0.023	<b>1'35.603</b>	1'35.659	21 0.056
23	<b>9 G. HENDRA PRATAMA</b>	INA	Yamaha YZF R6	22.991	27.728	18.586	27.031	<b>1'36.336</b>	1'36.336	23
<b>Overall Ideal Time</b>				22.242	26.776	17.602	26.087	<b>1'32.707</b>		

28/02/2020

These data/results cannot be reproduced, stored and/or transmitted in whole or in part by any manner of electronic, mechanical, photocopying, recording, broadcasting or otherwise now known or herein after developed without the previous express consent by the copyright owner, except for reproduction in daily press and regular printed publications on sale to the public within 60 days of the event related to those data/results and always provided that copyright symbol appears together as follows below.

© DORNA WSBK ORGANIZATION Srl 2020

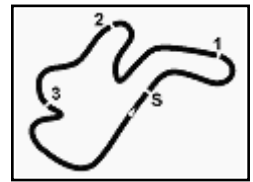
FICR PERUGIA TIMING



Official Tyre Supplier



Official Timekeeper



Phillip Island 4.445 m

**1 / 5**

## Yamaha Finance Australian Round, 28 February - 1 March 2020

### Chronological Analysis Free Practice 2nd Session

1° 1 R. KRUMMENACHER (1'32.894)							
Lap	Seg.1	Seg.2	Seg.3	Seg.4	Lap Time	km/h	Local Time
1							16:05'50.261
2	37.198	28.364	18.267	26.849	1'50.678P		16:07'40.939
3	22.592	27.508	17.924	26.412	1'34.436	266,7	16:09'15.375
4	22.554	27.286	17.990	26.374	1'34.204	267,3	16:10'49.579
5	22.445	27.162	17.864	26.443	1'33.914	266,7	16:12'23.493
6	22.704	28.952	18.625	7'51.108	9'01.389P	267,3	16:21'24.882
7	35.168	29.152	18.942	30.933	1'54.195CP		16:23'19.077
8	32.802	32.798	19.780	5'19.190	6'44.570P	200,7	16:30'03.647
9	32.838	30.298	18.117	28.290	1'49.543P		16:31'53.190
10	22.300	27.131	17.853	26.417	1'33.701	270,7	16:33'26.891
11	22.475	27.135	17.823	27.645	1'35.078C	268,0	16:35'01.969
12	36.334	36.004	22.780	37'44.565	39'19.683P	142,1	17:14'21.652
13	41.577	28.367	18.359	26.893	1'55.196P		17:16'16.848
14	22.653	27.144	17.932	26.439	1'34.168	266,0	17:17'51.016
15	22.598	27.131	17.770	26.390	1'33.889	266,0	17:19'24.905
16	22.424	26.993	17.787	26.292	1'33.496	266,0	17:20'58.401
17	22.360	27.131	17.846	26.504	1'33.841	268,7	17:22'32.242
18	23.010	27.938	18.189	6'04.011	7'13.148P	266,7	17:29'45.390
19	38.334	28.094	18.285	26.277	1'50.990P		17:31'36.380
20	<b>22.242</b>	<b>26.952</b>	<b>17.602</b>	<b>26.098</b>	<b>1'32.894</b>	<b>276,9</b>	17:33'09.274

2° 55 A. LOCATELLI (1'33.213)							
Lap	Seg.1	Seg.2	Seg.3	Seg.4	Lap Time	km/h	Local Time
1							16:05'05.211
2	49.733	32.827	19.947	41.978	2'24.485P		16:07'29.696
3	22.942	27.322	17.937	26.262	1'34.463	268,0	16:09'04.159
4	22.540	27.087	17.930	26.344	1'33.901	271,4	16:10'38.060
5	22.405	27.013	18.141	26.246	1'33.805	272,0	16:12'11.865
6	22.754	34.451	18.175	26.381	1'41.761	270,0	16:13'53.626
7	22.827	27.728	18.071	6'18.168	7'26.794P	270,7	16:21'20.420
8	33.755	29.005	18.191	30.193	1'51.144CP		16:23'11.564
9	26.554	29.701	19.900	6'23.857	7'40.012P	221,3	16:30'51.576
10	34.301	27.656	18.154	26.393	1'46.504P		16:32'38.080
11	22.764	27.049	17.952	26.250	1'34.015C	270,7	16:34'12.095
12	25.542	32.116	20.255	39'27.489	40'45.402P	265,4	17:14'57.497
13	34.822	27.426	17.956	26.335	1'46.539P		17:16'44.036
14	22.558	<b>26.776</b>	17.852	26.151	1'33.337	268,0	17:18'17.373
15	22.672	26.996	17.900	26.247	1'33.815	269,3	17:19'51.188
16	22.563	26.898	17.821	26.275	1'33.557	269,3	17:21'24.745
17	22.491	26.852	17.924	26.249	1'33.516	270,0	17:22'58.261
18	22.977	27.506	18.185	1'29.535	2'38.203P	270,7	17:25'36.464
19	33.751	32.334	18.424	26.458	1'50.967P		17:27'27.431
20	22.601	27.854	17.930	27.888	1'36.273	268,0	17:29'03.704
21	<b>22.371</b>	26.990	<b>17.739</b>	26.164	1'33.264	<b>275,5</b>	17:30'36.968
22	22.376	26.971	18.076	33.556	1'40.979	271,4	17:32'17.947
23	22.395	26.933	17.798	<b>26.087</b>	<b>1'33.213</b>	272,0	17:33'51.160

3° 3 R. DE ROSA (1'33.510)							
Lap	Seg.1	Seg.2	Seg.3	Seg.4	Lap Time	km/h	Local Time
1							16:05'04.391
2	41.434	29.151	18.936	27.513	1'57.034P		16:07'01.425
3	23.122	28.253	18.334	26.870	1'36.579	270,0	16:08'38.004
4	22.903	27.852	18.256	27.054	1'36.065	<b>272,0</b>	16:10'14.069
5	22.834	27.316	18.183	26.759	1'35.092	271,4	16:11'49.161
6	22.798	27.205	18.137	26.531	1'34.671	260,9	16:13'23.832
7	22.777	27.256	17.992	26.292	1'34.317	262,1	16:14'58.149
8	22.876	27.544	18.429	7'05.041	8'13.890CP	262,1	16:23'12.039
9	41.893	31.171	19.680	5'19.619	6'52.363P		16:30'04.402
10	33.921	29.215	18.507	27.904	1'49.547P		16:31'53.949
11	<b>22.491</b>	27.226	17.982	26.583	1'34.282	268,7	16:33'28.231
12	22.690	27.689	18.630	36'04.479	37'13.488P	266,0	17:10'41.719

13	45.009	30.064	18.919	26.895	2'00.887P		17:12'42.606
14	23.468	27.501	18.214	26.545	1'35.728	260,2	17:14'18.334
15	22.868	27.309	18.012	26.491	1'34.680	262,8	17:15'53.014
16	22.601	27.115	17.851	26.428	1'33.995	262,8	17:17'27.009
17	23.382	27.962	18.544	3'15.988	4'25.876P	262,1	17:21'52.885
18	46.608	28.408	18.121	26.305	1'59.442P		17:23'52.327
19	22.561	<b>26.867</b>	17.787	26.295	<b>1'33.510</b>	263,4	17:25'25.837
20	22.756	37.494	18.740	26.505	1'45.495	262,1	17:27'11.332
21	22.516	27.062	17.804	26.194	1'33.576	265,4	17:28'44.908
22	22.712	26.971	<b>17.783</b>	<b>26.178</b>	1'33.644	262,8	17:30'18.552
23	22.555	27.029	17.898	26.323	1'33.805	264,7	17:31'52.357

4° 61 C. ÖNCÜ (1'33.571)							
Lap	Seg.1	Seg.2	Seg.3	Seg.4	Lap Time	km/h	Local Time
1							16:05'05.676
2	44.367	28.442	18.356	30.239	2'01.404P		16:07'07.080
3	22.539	27.502	18.132	26.684	1'34.857	270,7	16:08'41.937
4	22.598	27.636	18.048	26.748	1'35.030	268,0	16:10'16.967
5	22.648	27.694	18.828	26.752	1'35.922	266,0	16:11'52.889
6	32.883	28.798	18.157	4'37.811	5'57.649P	270,0	16:17'50.538
7	40.654	33.150	20.544	32.287	2'06.635P		16:19'57.173
8	22.945	27.520	17.966	26.490	1'34.921	263,4	16:21'32.094
9	22.919	30.266	18.070	28.633	1'39.888C	262,8	16:23'11.982
10	26.801	29.614	19.661	5'36.556	6'52.632P	215,6	16:30'04.614
11	33.825	31.471	18.100	27.360	1'50.756P		16:31'55.370
12	<b>22.339</b>	27.539	18.181	26.811	1'34.870	276,2	16:33'30.240
13	22.594	29.245	21.056	35'22.770	36'35.665P	<b>276,9</b>	17:10'05.905
14	40.221	28.437	22.918	31.439	2'03.015P		17:12'08.920
15	22.933	29.942	18.871	26.593	1'38.339	272,0	17:13'47.259
16	22.760	27.464	18.664	26.979	1'35.867	271,4	17:15'23.126
17	22.598	27.581	18.214	26.720	1'35.113	272,0	17:16'58.239
18	22.803	27.549	18.117	26.781	1'35.250	264,1	17:18'33.489
19	22.903	27.889	18.200	6'15.160	7'24.152P	262,8	17:25'57.641
20	1'01.691	29.646	18.393	28.009	2'17.739P		17:28'15.380
21	22.515	30.573	18.357	31.048	1'42.493	270,0	17:29'57.873
22	22.373	<b>27.075</b>	<b>17.895</b>	<b>26.228</b>	<b>1'33.571</b>	272,7	17:31'31.444
23	22.476	27.450	18.011	27.125	1'35.062	274,8	17:33'06.506

5° 32 I. VIÑALES (1'33.739)							
Lap	Seg.1	Seg.2	Seg.3	Seg.4	Lap Time	km/h	Local Time
1							16:05'19.388
2	35.931	34.814	19.294	35.686	2'05.725P		16:07'25.113
3	23.321	35.224	18.873	26.817	1'44.235	263,4	16:09'09.348
4	23.219	27.410	18.241	8'00.206	9'09.076P	264,7	16:18'18.424
5	34.706	27.613	18.397	26.711	1'47.427P		16:20'05.851
6	22.987	27.375	18.204	26.656	1'35.222	264,7	16:21'41.073
7	22.996	27.389	18.166	29.970	1'38.521C	265,4	16:23'19.594
8	25.429	27.936	18.517	7'36.330	8'48.212P	240,0	16:32'07.806
9	36.136	35.817	21.403	27.045	2'00.401CP		16:34'08.207
10	28.078	31.172	18.748	37'45.269	39'03.267P	257,8	17:13'11.474
11	35.388	28.333	18.495	29.432	1'51.648P		17:15'03.122
12	22.857	26.993	18.115	26.546	1'34.511	266,0	17:16'37.633
13	22.674	27.067	18.226	26.524	1'34.491	266,7	17:18'12.124
14	22.788	27.143	18.115	26.517	1'34.563	266,0	17:19'46.687
15	23.058	29.855	20.069	26.644	1'39.626	268,0	17:21'26.313
16	22.758	28.233	18.431	4'13.435	5'22.857P	266,7	17:26'49.170
17	37.933	37.818	20.136	30.746	2'06.633P		17:28'55.803
18	22.559	27.011	<b>17.989</b>	<b>26.180</b>	<b>1'33.739</b>	269,3	17:30'29.542
19	25.019	28.400	18.341	37.632	1'49.392	270,7	17:32'18.934
20	<b>22.383</b>	<b>26.991</b>	18.019	26.469	1'33.862	<b>272,7</b>	17:33'52.796

6° 4 S. ODENDAAL (1'33.833)							
Lap	Seg.1	Seg.2	Seg.3	Seg.4	Lap Time	km/h	Local Time

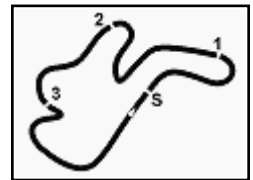
28/02/2020 P = Pits In/Out - C = Lap Time Cancelled

These data/results cannot be reproduced, stored and/or transmitted in whole or in part by any manner of electronic, mechanical, photocopying, recording, broadcasting or otherwise now known or herein after developed without the previous express consent by the copyright owner, except for reproduction in daily press and regular printed publications on sale to the public within 60 days of the event related to those data/results and always provided that copyright symbol appears together as follows below.

© DORNA WSBK ORGANIZATION Srl 2020







## Yamaha Finance Australian Round, 28 February - 1 March 2020

### Chronological Analysis Free Practice 2nd Session

Phillip Island 4.445 m

3 / 5

20	<b>22.565</b>	35.926	18.218	26.724	1'43.433	266,7	17:29'56.597
21	<b>22.565</b>	27.339	18.017	26.331	1'34.252	272,0	17:31'30.849
22	22.604	27.308	17.990	<b>26.240</b>	<b>1'34.142</b>	270,0	17:33'04.991

9	23.553	27.976	18.324	7'21.968	8'31.821P	260,9	16:30'03.936
10	33.941	29.174	18.264	28.079	1'49.458P		16:31'53.394
11	<b>22.607</b>	28.174	18.405	26.729	1'35.915	270,0	16:33'29.309
12	22.742	28.558	21.918	35'21.793	36'35.011P	268,7	17:10'04.320
13	41.376	32.976	20.388	28.760	2'03.500P		17:12'07.820
14	22.904	27.546	18.272	26.728	1'35.450	267,3	17:13'43.270
15	22.878	27.581	18.177	26.693	1'35.329	270,0	17:15'18.599
16	22.705	27.597	<b>18.093</b>	26.486	1'34.881	270,7	17:16'53.480
17	22.875	27.674	18.287	5'30.153	6'38.989P	268,0	17:23'32.469
18	36.529	33.918	18.238	26.702	1'55.387P		17:25'27.856
19	22.717	27.354	18.103	26.676	1'34.850	263,4	17:27'02.706
20	23.391	40.721	18.939	31.232	1'54.283	264,1	17:28'56.989
21	22.662	<b>27.195</b>	18.098	<b>26.482</b>	<b>1'34.437</b>	268,0	17:30'31.426
22	22.726	31.360	19.213	33.947	1'47.246	269,3	17:32'18.672
23	22.891	27.704	18.459	27.252	1'36.306	268,7	17:33'54.978

12° 81 M. GONZALEZ (1'34.352)							
Lap	Seg.1	Seg.2	Seg.3	Seg.4	Lap Time	km/h	Local Time
1							16:05'07.600
2	43.075	28.416	18.395	27.545	1'57.431P		16:07'05.031
3	22.781	27.719	18.254	26.759	1'35.513	272,0	16:08'40.544
4	22.671	28.079	18.277	28.985	1'38.012	274,1	16:10'18.556
5	22.687	28.981	18.338	27.029	1'37.035	274,1	16:11'55.591
6	22.730	27.672	18.155	26.713	1'35.270	272,7	16:13'30.861
7	23.068	29.770	18.601	15'23.623	16'35.062P	274,1	16:30'05.923
8	34.811	27.941	18.415	28.236	1'49.403P		16:31'55.326
9	22.719	27.471	18.096	27.359	1'35.645	274,1	16:33'30.971
10	23.278	31.750	20.103	35'31.538	36'46.669P	274,8	17:10'17.640
11	36.759	28.644	18.398	28.207	1'52.008P		17:12'09.648
12	22.810	28.436	18.246	26.671	1'36.163	<b>279,1</b>	17:13'45.811
13	22.707	27.311	18.099	26.580	1'34.697	277,6	17:15'20.508
14	22.569	27.347	20.237	32.315	1'42.468	274,8	17:17'02.976
15	<b>22.514</b>	28.943	18.283	26.909	1'36.649	274,1	17:18'39.625
16	22.554	27.322	18.050	26.568	1'34.494	272,0	17:20'14.119
17	22.878	27.292	18.032	6'33.663	7'41.865P	270,7	17:27'55.984
18	35.858	31.252	18.179	37.232	2'02.521P		17:29'58.505
19	22.764	<b>27.161</b>	<b>17.948</b>	<b>26.479</b>	<b>1'34.352</b>	274,8	17:31'32.857
20	27.421	27.802	18.044	26.757	1'40.024	273,4	17:33'12.881

15° 99 D. WEBB (1'34.495)							
Lap	Seg.1	Seg.2	Seg.3	Seg.4	Lap Time	km/h	Local Time
1							16:05'05.633
2	40.465	29.312	19.034	28.382	1'57.193P		16:07'02.826
3	23.038	28.700	18.258	26.738	1'36.734	270,7	16:08'39.560
4	22.972	27.954	18.199	26.714	1'35.839	271,4	16:10'15.399
5	23.032	28.128	18.282	27.174	1'36.616	272,7	16:11'52.015
6	22.947	27.914	18.288	26.895	1'36.044	272,0	16:13'28.059
7	22.884	28.058	18.454	26.879	1'36.275	269,3	16:15'04.334
8	23.008	27.975	18.450	26.976	1'36.409	266,7	16:16'40.743
9	24.288	29.629	18.750	12'15.260	13'27.927P	263,4	16:30'08.670
10	37.173	32.474	19.090	30.707	1'59.444P		16:32'08.114
11	22.916	28.652	18.382	29.664	1'39.614	263,4	16:33'47.728
12	24.171	38.428	22.791	38'20.089	39'45.479P	269,3	17:13'33.207
13	38.991	28.781	18.307	26.726	1'52.805P		17:15'26.012
14	22.694	27.751	18.191	26.608	1'35.244	270,7	17:17'01.256
15	22.609	27.464	18.066	26.574	1'34.713	268,7	17:18'35.969
16	22.967	27.554	18.108	26.482	1'35.111	<b>277,6</b>	17:20'11.080
17	22.849	28.086	18.506	27.050	1'36.491	268,0	17:21'47.571
18	25.534	28.865	18.410	1'42.700	2'55.509P	266,0	17:24'43.080
19	42.343	32.228	18.940	54.386	2'27.897P		17:27'10.977
20	34.042	29.888	18.712	29.888	1'52.530P		17:29'03.507
21	22.643	27.508	<b>17.996</b>	<b>26.348</b>	<b>1'34.495</b>	267,3	17:30'38.002
22	<b>22.538</b>	<b>27.356</b>	18.178	26.609	1'34.681	270,0	17:32'12.683
23	22.782	27.621	18.324	26.692	1'35.419	268,0	17:33'48.102

13° 38 H. SOOMER (1'34.431)							
Lap	Seg.1	Seg.2	Seg.3	Seg.4	Lap Time	km/h	Local Time
1							16:05'30.495
2	36.906	29.336	18.436	27.111	1'51.789P		16:07'22.284
3	23.161	27.600	18.466	26.710	1'35.937	262,8	16:08'58.221
4	22.877	27.322	18.239	26.608	1'35.046	266,0	16:10'33.267
5	24.071	28.336	18.672	1'01.945	2'13.024P	265,4	16:12'46.291
6	33.641	27.612	17.995	26.425	1'45.673P		16:14'31.964
7	22.719	27.250	<b>17.944</b>	26.518	<b>1'34.431</b>	264,1	16:16'06.395
8	22.804	36.590	18.726	27.110	1'45.230	263,4	16:17'51.625
9	22.933	27.548	18.429	1'36.193	2'45.103P	262,1	16:20'36.728
10	32.817	27.323	18.026	26.430	1'44.596P		16:22'21.324
11	22.673	27.202	19.167	6'55.739	8'04.781P	264,1	16:30'26.105
12	33.608	27.978	18.188	26.464	1'46.238P		16:32'12.343
13	<b>22.575</b>	27.865	17.993	<b>26.376</b>	1'34.809	267,3	16:33'47.152
14					39'56.767P	<b>269,3</b>	17:13'43.919
15	39.764	28.493	18.403	27.168	1'53.828P		17:15'37.747
16	23.530	27.480	18.290	26.483	1'35.783	262,8	17:17'13.530
17	23.133	27.322	18.210	26.585	1'35.250	266,0	17:18'48.780
18	23.039	27.240	18.102	26.522	1'34.903	264,1	17:20'23.683
19	23.979	30.078	19.016	5'27.436	6'40.509P	265,4	17:27'04.192
20	37.246	27.885	18.161	26.955	1'50.247P		17:28'54.439
21	22.957	27.283	18.051	26.526	1'34.817	264,1	17:30'29.256
22	22.844	<b>27.196</b>	17.979	26.719	1'34.738	264,7	17:32'03.994
23	22.859	27.252	18.084	26.554	1'34.749	264,7	17:33'38.743

16° 56 P. SEBASTYEN (1'34.878)							
Lap	Seg.1	Seg.2	Seg.3	Seg.4	Lap Time	km/h	Local Time
1							16:05'03.607
2	38.673	30.361	18.886	28.598	1'56.518P		16:07'00.125
3	23.114	27.798	18.282	27.333	1'36.527	267,3	16:08'36.652
4	23.315	33.224	18.317	27.098	1'41.954	262,8	16:10'18.606
5	22.885	27.821	18.158	27.021	1'35.885	267,3	16:11'54.491
6	22.986	27.909	18.172	27.064	1'36.131	264,1	16:13'30.622
7	23.072	27.735	18.211	8'34.681	9'43.699CP	262,8	16:23'14.321
8	40.206	30.901	19.536	5'18.787	6'49.430P		16:30'03.751
9	33.354	28.555	18.666	28.698	1'49.273P		16:31'53.024
10	22.873	27.424	<b>18.047</b>	26.857	1'35.201	262,8	16:33'28.225
11	23.096	27.842	18.669	35'27.701	36'37.308P	266,7	17:10'05.533
12	41.469	33.433	20.159	28.950	2'04.011P		17:12'09.544
13	27.186	28.638	18.324	26.930	1'41.078	267,3	17:13'50.622
14	23.546	27.904	18.105	26.746	1'36.301	262,8	17:15'26.923
15	23.046	<b>27.414</b>	18.083	26.574	1'35.117	265,4	17:17'02.040
16	22.883	27.802	18.385	5'33.652	6'42.722P	<b>268,7</b>	17:23'44.762
17	39.764	28.146	18.060	26.837	1'52.807P		17:25'37.569
18	22.988	27.519	18.116	26.572	1'35.195	261,5	17:27'12.764
19	22.990	27.691	18.185	34.220	1'43.086	265,4	17:28'55.850

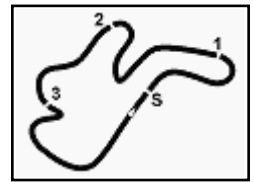
14° 78 H. OKUBO (1'34.437)							
Lap	Seg.1	Seg.2	Seg.3	Seg.4	Lap Time	km/h	Local Time
1							16:05'04.750
2	37.755	29.874	18.622	32.286	1'58.537P		16:07'03.287
3	22.815	28.013	18.398	26.744	1'35.970	269,3	16:08'39.257
4	22.918	27.766	18.293	26.788	1'35.765	269,3	16:10'15.022
5	23.139	27.982	18.408	26.862	1'36.391	<b>272,0</b>	16:11'51.413
6	22.828	27.924	18.370	5'05.178	6'14.300P	267,3	16:18'05.713
7	34.920	28.171	18.987	27.890	1'49.968P		16:19'55.681
8	23.157	27.916	18.442	26.919	1'36.434	260,9	16:21'32.115

28/02/2020 P = Pits In/Out - C = Lap Time Cancelled

These data/results cannot be reproduced, stored and/or transmitted in whole or in part by any manner of electronic, mechanical, photocopying, recording, broadcasting or otherwise now known or herein after developed without the previous express consent by the copyright owner, except for reproduction in daily press and regular printed publications on sale to the public within 60 days of the event related to those data/results and always provided that copyright symbol appears together as follows below.

© DORNA WSBK ORGANIZATION Srl 2020





## Yamaha Finance Australian Round, 28 February - 1 March 2020

### Chronological Analysis Free Practice 2nd Session

Phillip Island 4.445 m

4 / 5

20	<b>22.869</b>	27.424	18.053	<b>26.532</b>	<b>1'34.878</b>	267,3	17:30'30.728
21	22.942	27.652	18.202	26.880	1'35.676	264,7	17:32'06.404
22	23.061	27.548	18.216	26.781	1'35.606	261,5	17:33'42.010

10	<b>22.740</b>	28.646	20.165	35'23.754	36'35.305P	268,7	17:10'05.303
11	38.967	29.587	22.503	29.758	2'00.815P		17:12'06.118
12	23.484	27.520	18.293	27.032	1'36.329	259,0	17:13'42.447
13	23.063	27.491	18.249	26.829	1'35.632	261,5	17:15'18.079
14	22.911	27.442	<b>18.120</b>	26.892	<b>1'35.365</b>	264,1	17:16'53.444
15	24.152	30.329	19.846	27.700	1'42.027	257,1	17:18'35.471
16	22.748	27.614	18.223	27.041	1'35.626	265,4	17:20'11.097
17	23.076	27.658	18.657	1'49.615	2'59.006P	264,7	17:23'10.103
18	34.638	28.427	18.614	27.168	1'48.847P		17:24'58.950
19	23.067	<b>27.409</b>	18.220	27.049	1'35.745	262,1	17:26'34.695
20	23.005	27.553	18.242	27.209	1'36.009	261,5	17:28'10.704
21	22.950	27.648	18.230	26.986	1'35.814	261,5	17:29'46.518

17° 25 A. VERDOIA (1'35.058)							
Lap	Seg.1	Seg.2	Seg.3	Seg.4	Lap Time	km/h	Local Time
1							16:05'05.967
2	38.128	28.950	18.802	27.936	1'53.816P		16:06'59.783
3	23.153	28.302	18.269	27.059	1'36.783	261,5	16:08'36.566
4	23.037	27.900	18.277	27.050	1'36.264	263,4	16:10'12.830
5	23.085	27.873	18.430	27.260	1'36.648	263,4	16:11'49.478
6	22.872	27.690	18.282	26.868	1'35.712	266,7	16:13'25.190
7	23.003	27.912	18.544	15'30.241	16'39.700P	264,7	16:30'04.890
8	36.342	27.853	18.122	27.246	1'49.563P		16:31'54.453
9	22.843	27.839	18.179	26.859	1'35.720	<b>271,4</b>	16:33'30.173
10	22.897	28.639	21.045	35'24.088	36'36.669P	<b>271,4</b>	17:10'06.842
11	40.752	29.024	19.887	29.552	1'59.215P		17:12'06.057
12	23.224	28.113	18.148	27.092	1'36.577	262,8	17:13'42.634
13	23.164	27.620	18.109	26.729	1'35.622	264,1	17:15'18.256
14	22.859	27.632	<b>17.998</b>	26.690	1'35.179	267,3	17:16'53.435
15	23.096	27.681	18.281	1'31.896	2'40.954P	266,0	17:19'34.389
16	35.019	28.072	18.342	30.641	1'52.074P		17:21'26.463
17	<b>22.710</b>	27.763	18.352	28.214	1'37.039	264,7	17:23'03.502
18	22.875	<b>27.416</b>	18.174	26.795	1'35.260	264,1	17:24'38.762
19	22.784	27.508	18.136	<b>26.630</b>	<b>1'35.058</b>	263,4	17:26'13.820
20	22.811	40.365	18.892	4'34.450	5'56.518P	264,7	17:32'10.338
21	34.416	28.365	18.657	27.500	1'48.938P		17:33'59.276

20° 84 L. CRESSON (1'35.658)							
Lap	Seg.1	Seg.2	Seg.3	Seg.4	Lap Time	km/h	Local Time
1							16:05'05.641
2	38.271	28.751	18.587	29.282	1'54.891P		16:07'00.532
3	23.259	28.295	18.311	26.785	1'36.650	269,3	16:08'37.182
4	23.217	27.848	18.486	27.208	1'36.759	269,3	16:10'13.941
5	23.224	27.838	18.295	26.886	1'36.243	263,4	16:11'50.184
6	23.184	27.802	18.327	26.825	1'36.138	265,4	16:13'26.322
7	<b>23.011</b>	30.336	18.365	1'54.157	3'05.869P	269,3	16:16'32.191
8	37.927	43.610	18.847	27.699	2'08.083P		16:18'40.274
9	23.611	28.108	18.500	27.253	1'37.472	260,2	16:20'17.746
10	23.266	27.954	18.461	27.192	1'36.873	262,1	16:21'54.619
11	23.354	28.054	18.303	27.219	1'36.930C	260,9	16:23'31.549
12	24.772	29.687	19.416	45'19.896	46'33.771P	250,0	17:10'05.320
13	40.625	30.456	20.310	31.528	2'02.919P		17:12'08.239
14	23.445	28.152	18.319	27.044	1'36.960	270,0	17:13'45.199
15	23.211	28.668	19.174	27.107	1'38.160	265,4	17:15'23.359
16	23.185	27.988	18.391	26.894	1'36.458	272,0	17:16'59.817
17	23.113	27.833	18.187	26.893	1'36.026	264,7	17:18'35.843
18	23.275	27.909	18.170	26.810	1'36.164	268,7	17:20'12.007
19	30.981	28.842	18.652	3'05.327	4'23.802P	266,0	17:24'35.809
20	46.809	28.103	18.212	26.694	1'59.818P		17:26'35.627
21	23.037	27.922	<b>18.135</b>	<b>26.564</b>	<b>1'35.658</b>	268,0	17:28'11.285
22	23.108	27.860	18.231	26.866	1'36.065	<b>273,4</b>	17:29'47.350
23	23.151	<b>27.793</b>	18.290	27.155	1'36.389	266,0	17:31'23.739
24	26.355	31.653	18.276	26.883	1'43.167	263,4	17:33'06.906

18° 68 O. BAYLISS (1'35.191)							
Lap	Seg.1	Seg.2	Seg.3	Seg.4	Lap Time	km/h	Local Time
1							16:05'05.048
2	38.420	29.373	18.991	28.113	1'54.897P		16:06'59.945
3	23.761	27.981	18.237	26.902	1'36.881	257,1	16:08'36.826
4	23.368	28.336	18.372	27.347	1'37.423	260,9	16:10'14.249
5	23.143	27.986	18.127	26.702	1'35.958	<b>268,7</b>	16:11'50.207
6	22.954	27.608	18.285	26.830	1'35.677	<b>268,7</b>	16:13'25.884
7	22.841	27.770	18.328	27.125	1'36.064	265,4	16:15'01.948
8	24.386	32.336	19.286	13'56.262	15'12.270P	262,1	16:30'14.218
9	33.103	28.679	18.822	26.974	1'47.578P		16:32'01.796
10	23.123	27.653	18.389	27.542	1'36.707	262,8	16:33'38.503
11	25.388	31.061	19.443	35'13.284	36'29.176P	251,2	17:10'07.679
12	39.704	29.408	19.263	6'27.206	7'55.581P		17:18'03.260
13	36.235	31.689	19.645	27.646	1'55.215P		17:19'58.475
14	25.647	34.788	21.961	28.052	1'50.448	260,9	17:21'48.923
15	23.356	28.954	18.427	26.833	1'37.570	264,1	17:23'26.493
16	23.076	27.481	18.144	26.732	1'35.433	266,7	17:25'01.926
17	23.104	29.367	18.418	<b>26.605</b>	1'37.494	261,5	17:26'39.420
18	22.865	27.593	<b>18.110</b>	26.623	<b>1'35.191</b>	266,7	17:28'14.611
19	22.896	<b>27.476</b>	18.216	26.698	1'35.286	266,0	17:29'49.897
20	<b>22.816</b>	27.521	18.162	28.002	1'36.501	266,0	17:31'26.398
21	24.513	28.723	20.679	26.642	1'40.557	259,6	17:33'06.955

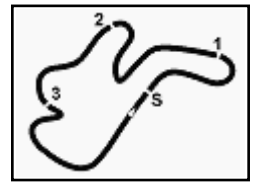
21° 52 P. HOBELBERGER (1'35.659)							
Lap	Seg.1	Seg.2	Seg.3	Seg.4	Lap Time	km/h	Local Time
1							16:05'04.298
2	37.022	29.092	18.623	31.663	1'56.400P		16:07'00.698
3	23.453	28.451	18.316	26.897	1'37.117	<b>268,7</b>	16:08'37.815
4	<b>22.933</b>	28.301	18.328	27.114	1'36.676	268,0	16:10'14.491
5	23.162	27.984	18.261	<b>26.811</b>	1'36.218	267,3	16:11'50.709
6	23.063	28.238	18.336	8'32.038	9'41.675P	<b>268,7</b>	16:21'32.384
7	38.302	29.116	18.560	27.492	1'53.470CP		16:23'25.854
8	26.831	30.536	18.904	6'08.820	7'25.091P	238,4	16:30'50.945
9	34.782	28.467	18.323	27.052	1'48.624P		16:32'39.569
10	23.053	27.805	18.333	26.976	1'36.167C	262,1	16:34'15.736
11	27.988	32.647	19.172	34'30.348	35'50.155P	255,9	17:10'05.891
12	40.136	29.666	19.290	27.304	1'56.396P		17:12'02.287
13	23.741	28.096	18.525	27.195	1'37.557	256,5	17:13'39.844
14	23.254	27.872	18.356	27.149	1'36.631	260,2	17:15'16.475
15	23.194	27.791	18.349	27.116	1'36.450	261,5	17:16'52.925
16	23.036	27.930	18.310	26.978	1'36.254	260,2	17:18'29.179
17	23.379	28.371	18.362	10'04.750	11'14.862P	260,2	17:29'44.041
18	37.745	28.976	18.485	26.926	1'52.132P		17:31'36.173
19	22.966	<b>27.716</b>	<b>18.143</b>	26.834	<b>1'35.659</b>	265,4	17:33'11.832

19° 71 C. BERGMAN (1'35.365)							
Lap	Seg.1	Seg.2	Seg.3	Seg.4	Lap Time	km/h	Local Time
1							16:05'09.689
2	42.231	31.551	20.906	28.218	2'02.906P		16:07'12.595
3	23.578	27.858	18.374	26.977	1'36.787	267,3	16:08'49.382
4	22.875	27.627	18.259	27.154	1'35.915	264,1	16:10'25.297
5	22.938	27.691	18.220	27.147	1'35.996	265,4	16:12'01.293
6	23.021	27.725	18.231	27.037	1'36.014	266,0	16:13'37.307
7	23.298	28.655	19.031	15'16.282	16'27.266P	265,4	16:30'04.573
8	35.635	28.220	18.385	27.602	1'49.842P		16:31'54.415
9	22.781	27.750	18.234	<b>26.818</b>	1'35.583	<b>270,0</b>	16:33'29.998

28/02/2020 P = Pits In/Out - C = Lap Time Cancelled

These data/results cannot be reproduced, stored and/or transmitted in whole or in part by any manner of electronic, mechanical, photocopying, recording, broadcasting or otherwise now known or herein after developed without the previous express consent by the copyright owner, except for reproduction in daily press and regular printed publications on sale to the public within 60 days of the event related to those data/results and always provided that copyright symbol appears together as follows below.

© DORNA WSBK ORGANIZATION Srl 2020



## Yamaha Finance Australian Round, 28 February - 1 March 2020

### Chronological Analysis Free Practice 2nd Session

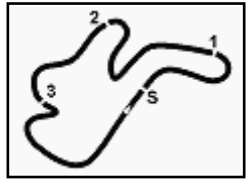
22° 74 J. VAN SIKKELERUS (1'35.726)							
Lap	Seg.1	Seg.2	Seg.3	Seg.4	Lap Time	km/h	Local Time
1							16:05'06.802
2	43.442	28.667	18.831	29.370	2'00.310P		16:07'07.112
3	<b>22.997</b>	27.940	18.440	27.026	1'36.403	266,0	16:08'43.515
4	23.195	28.142	18.404	26.970	1'36.711	260,9	16:10'20.226
5	23.391	28.460	18.722	26.980	1'37.553	262,1	16:11'57.779
6	23.034	27.881	18.523	26.901	1'36.339	263,4	16:13'34.118
7	23.144	27.997	18.520	27.233	1'36.894	262,1	16:15'11.012
8	23.408	28.293	18.603	27.447	1'37.751	252,9	16:16'48.763
9	24.120	29.586	19.253	12'05.508	13'18.467P	251,7	16:30'07.230
10	34.871	28.811	18.705	18.705	27.068	1'49.455P	16:31'56.685
11	23.025	27.996	18.482	26.804	1'36.307	268,0	16:33'32.992
12	23.138	28.665	19.952	34'56.145	36'07.900P	<b>269,3</b>	17:09'40.892
13	1'04.149	29.015	22.731	29.665	2'25.560P		17:12'06.452
14	23.722	27.872	18.347	26.727	1'36.668	260,2	17:13'43.120
15	23.398	27.868	18.342	26.714	1'36.322	263,4	17:15'19.442
16	23.014	27.759	18.377	<b>26.688</b>	1'35.838	262,8	17:16'55.280
17	23.588	28.790	19.030	5'02.611	6'14.019P	260,9	17:23'09.299
18	35.696	28.445	18.648	26.922	1'49.711P		17:24'59.010
19	23.165	<b>27.654</b>	<b>18.205</b>	26.702	<b>1'35.726</b>	259,0	17:26'34.736
20	23.168	27.766	18.217	27.180	1'36.331	258,4	17:28'11.067
21	25.957	28.653	18.342	26.888	1'39.840	265,4	17:29'50.907
22	23.028	27.875	18.324	27.024	1'36.251	259,0	17:31'27.158
23	23.084	28.046	18.259	27.098	1'36.487	260,2	17:33'03.645

23° 9 G. HENDRA PRATAMA (1'36.336)							
Lap	Seg.1	Seg.2	Seg.3	Seg.4	Lap Time	km/h	Local Time
1							16:05'07.580
2	43.715	30.226	19.903	30.859	2'04.703P		16:07'12.283
3	24.113	28.443	19.596	27.626	1'39.778	256,5	16:08'52.061
4	23.965	28.712	19.156	27.713	1'39.546	260,2	16:10'31.607
5	25.980	28.696	19.762	27.336	1'41.774	257,1	16:12'13.381
6	23.606	28.509	19.242	27.458	1'38.815	263,4	16:13'52.196
7	24.620	29.855	19.087	14'59.895	16'13.457P	250,0	16:30'05.653
8	36.250	28.653	18.770	27.103	1'50.776P		16:31'56.429
9	<b>22.991</b>	<b>27.728</b>	<b>18.586</b>	<b>27.031</b>	<b>1'36.336</b>	<b>270,0</b>	16:33'32.765
10	23.162	29.153	20.131	35'23.856	36'36.302P	266,7	17:10'09.067
11	38.922	29.369	20.542	30.042	1'58.875P		17:12'07.942
12	23.574	27.930	18.667	27.306	1'37.477	268,0	17:13'45.419
13	23.377	28.214	18.720	27.309	1'37.620	265,4	17:15'23.039
14	24.223	28.149	18.594	27.221	1'38.187	262,8	17:17'01.226
15	23.194	28.004	18.604	27.252	1'37.054	267,3	17:18'38.280
16	23.417	28.925	19.036	1'51.798	3'03.176P	265,4	17:21'41.456
17	36.445	28.417	19.088	27.566	1'51.516P		17:23'32.972
18	23.798	28.208	18.710	27.148	1'37.864	259,6	17:25'10.836
19	23.486	28.128	18.941	27.234	1'37.789	260,2	17:26'48.625
20	23.476	28.117	18.815	27.170	1'37.578	260,2	17:28'26.203
21	23.439	28.063	18.802	27.271	1'37.575	261,5	17:30'03.778
22	23.373	28.133	18.857	27.275	1'37.638	261,5	17:31'41.416
23	23.284	28.074	18.817	27.307	1'37.482	262,1	17:33'18.898

28/02/2020 P = Pits In/Out - C = Lap Time Cancelled

These data/results cannot be reproduced, stored and/or transmitted in whole or in part by any manner of electronic, mechanical, photocopying, recording, broadcasting or otherwise now known or herein after developed without the previous express consent by the copyright owner, except for reproduction in daily press and regular printed publications on sale to the public within 60 days of the event related to those data/results and always provided that copyright symbol appears together as follows below.

© DORNA WSBK ORGANIZATION Srl 2020



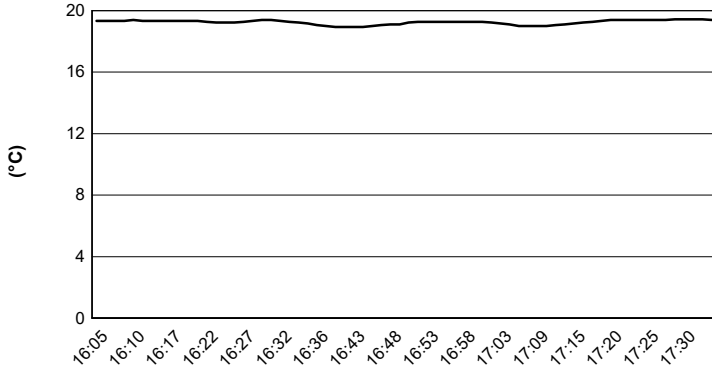
Phillip Island 4.445 m

## Yamaha Finance Australian Round, 28 February - 1 March 2020

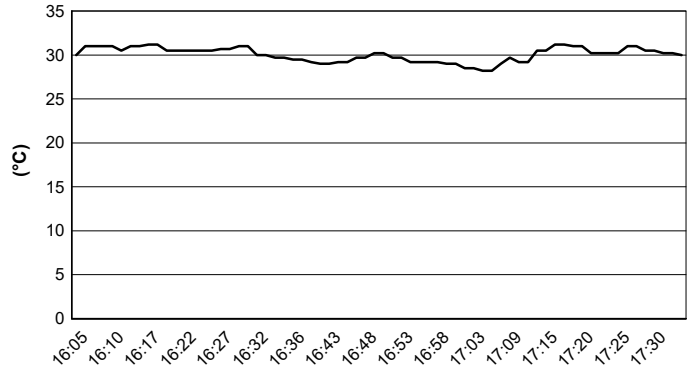
### Weather Report Free Practice 2nd Session

Session started 16:05 - Session ended 17:34

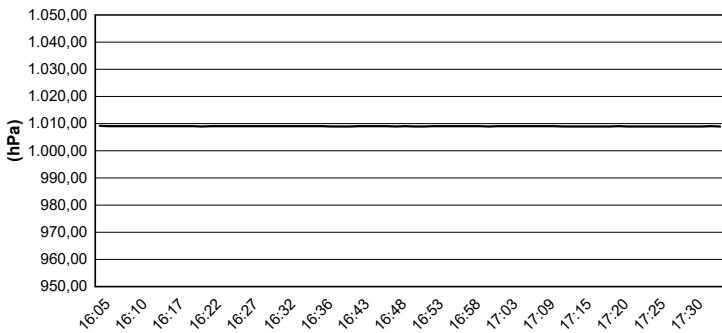
#### Air Temperature



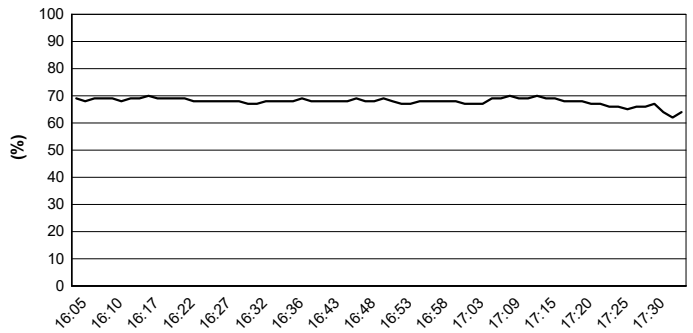
#### Track Temperature



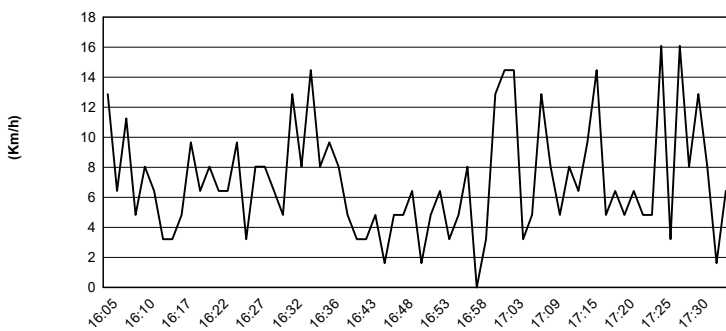
#### Air Pressure



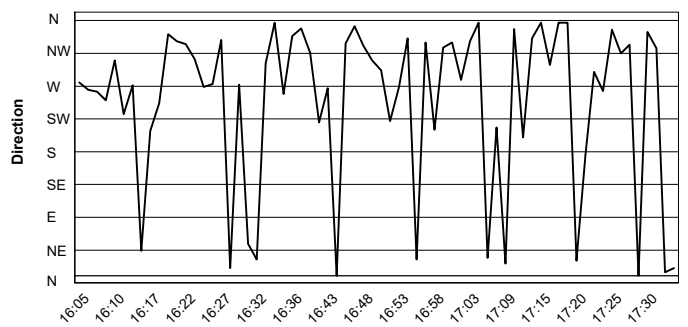
#### Humidity



#### Wind Speed



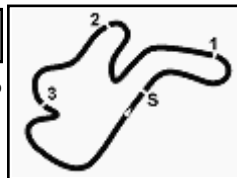
#### Wind Direction



28/02/2020

These data/results cannot be reproduced, stored and/or transmitted in whole or in part by any manner of electronic, mechanical, photocopying, recording, broadcasting or otherwise now known or herein after developed without the previous express consent by the copyright owner, except for reproduction in daily press and regular printed publications on sale to the public within 60 days of the event related to those data/results and always provided that copyright symbol appears together as follows below.

© DORNA WSBK ORGANIZATION Srl 2020



Phillip Island 4.445 m

## Yamaha Finance Australian Round, 28 February - 1 March 2020

### Best Laps & Speeds

No.	Rider Bike	Nat	Best Lap		FP1		FP2												
			LL	SPD	LL	SPD	LL	SPD											
1	<b>1 R. KRUMMENACHER</b> MV Agusta F3 675	SUI	<b>1'32.894</b>	23 276,9	1'35.571	4 261,5	<b>1'32.894</b>	19 <b>276,9</b>											
2	<b>55 A. LOCATELLI</b> Yamaha YZF R6	ITA	<b>1'33.213</b>	26 275,5	1'34.061	4 270,0	<b>1'33.213</b>	22 <b>275,5</b>											
3	<b>3 R. DE ROSA</b> MV Agusta F3 675	ITA	<b>1'33.510</b>	22 272,0			<b>1'33.510</b>	22 <b>272,0</b>											
4	<b>61 C. ÖNCÜ</b> Kawasaki ZX-6R	TUR	<b>1'33.571</b>	25 276,9	1'36.106	3 263,4	<b>1'33.571</b>	22 <b>276,9</b>											
5	<b>32 I. VIÑALES</b> Yamaha YZF R6	ESP	<b>1'33.739</b>	23 272,7	1'35.206	4 263,4	<b>1'33.739</b>	19 <b>272,7</b>											
6	<b>4 S. ODENDAAL</b> Yamaha YZF R6	RSA	<b>1'33.833</b>	14 274,1	1'34.890	6 266,6	<b>1'33.833</b>	8 <b>274,1</b>											
7	<b>94 C. PEROLARI</b> Yamaha YZF R6	FRA	<b>1'33.845</b>	31 274,8	1'34.745	10 267,9	<b>1'33.845</b>	21 <b>274,8</b>											
8	<b>44 L. MAHIAS</b> Kawasaki ZX-6R	FRA	<b>1'33.929</b>	25 274,1	1'35.604	5 265,3	<b>1'33.929</b>	20 <b>274,1</b>											
9	<b>16 J. CLUZEL</b> Yamaha YZF R6	FRA	<b>1'33.962</b>	24 270,6	1'34.868	8 266,6	<b>1'33.962</b>	16 <b>270,6</b>											
10	<b>5 P. OETTL</b> Kawasaki ZX-6R	GER	<b>1'34.139</b>	25 275,5	1'35.531	3 263,4	<b>1'34.139</b>	22 <b>275,5</b>											
11	<b>22 F. FULIGNI</b> MV Agusta F3 675	ITA	<b>1'34.142</b>	21 275,5			<b>1'34.142</b>	21 <b>275,5</b>											
12	<b>81 M. GONZALEZ</b> Kawasaki ZX-6R	ESP	<b>1'34.352</b>	23 279,0	1'38.147	4 266,0	<b>1'34.352</b>	19 <b>279,0</b>											
13	<b>38 H. SOOMER</b> Yamaha YZF R6	EST	<b>1'34.431</b>	31 269,3	1'34.871	9 264,7	<b>1'34.431</b>	22 <b>269,3</b>											
14	<b>78 H. OKUBO</b> Honda CBR600RR	JPN	<b>1'34.437</b>	22 272,0			<b>1'34.437</b>	22 <b>272,0</b>											
15	<b>99 D. WEBB</b> Yamaha YZF R6	GBR	<b>1'34.495</b>	26 277,6	1'36.543	4 265,3	<b>1'34.495</b>	22 <b>277,6</b>											
16	<b>56 P. SEBESTYEN</b> Yamaha YZF R6	HUN	<b>1'34.878</b>	25 268,6	1'40.707	4 262,7	<b>1'34.878</b>	21 <b>268,6</b>											
17	<b>25 A. VERDOÍA</b> Yamaha YZF R6	FRA	<b>1'35.058</b>	30 271,3	1'43.707	10 261,5	<b>1'35.058</b>	20 <b>271,3</b>											
18	<b>68 O. BAYLISS</b> Yamaha YZF R6	AUS	<b>1'35.191</b>	26 268,6	1'37.011	6 265,3	<b>1'35.191</b>	20 <b>268,6</b>											
19	<b>71 C. BERGMAN</b> Yamaha YZF R6	SWE	<b>1'35.365</b>	23 270,0	1'46.807	3 256,5	<b>1'35.365</b>	20 <b>270,0</b>											
20	<b>84 L. CRESSON</b> Yamaha YZF R6	BEL	<b>1'35.658</b>	25 273,4	1'37.682	2 262,1	<b>1'35.658</b>	23 <b>273,4</b>											
21	<b>52 P. HOBELSBERGER</b> Honda CBR600RR	GER	<b>1'35.659</b>	20 268,6	1'38.446	2 258,3	<b>1'35.659</b>	18 <b>268,6</b>											
22	<b>74 J. VAN SIKKELERUS</b> Yamaha YZF R6	NED	<b>1'35.726</b>	28 269,3	1'36.729	6 263,4	<b>1'35.726</b>	22 <b>269,3</b>											
23	<b>9 G. HENDRA PRATAMA</b> Yamaha YZF R6	INA	<b>1'36.336</b>	31 270,0	1'47.115	9 254,1	<b>1'36.336</b>	22 <b>270,0</b>											

28/02/2020

These data/results cannot be reproduced, stored and/or transmitted in whole or in part by any manner of electronic, mechanical, photocopying, recording, broadcasting or otherwise now known or herein after developed without the previous express consent by the copyright owner, except for reproduction in daily press and regular printed publications on sale to the public within 60 days of the event related to those data/results and always provided that copyright symbol appears together as follows below.

© DORNA WSBK ORGANIZATION Srl 2020

FICR PERUGIA TIMING



Official Tyre Supplier



Official Timekeeper