

Yamaha Finance Australian Round, 28 February - 1 March 2020

Results Free Practice 3rd Session

No.	Rider	Nat	Team	Bike	Time	Gap	Rel.	Laps	Speed	
									Avg	Max
1	55 A. LOCATELLI	ITA	BARDAHL Evan Bros. WorldSSP Team	Yamaha YZF R6	1'32.580			11	172,845	277,6
2	16 J. CLUZEL	FRA	GMT94 Yamaha	Yamaha YZF R6	1'32.764	0.184	0.184	8	172,502	282,7
3	1 R. KRUMMENACHER	SUI	MV Agusta Reparto Corse	MV Agusta F3 675	1'32.889	0.309	0.125	8	172,270	279,8
4	94 C. PEROLARI	FRA	GMT94 Yamaha	Yamaha YZF R6	1'33.114	0.534	0.225	12	171,854	273,4
5	3 R. DE ROSA	ITA	MV Agusta Reparto Corse	MV Agusta F3 675	1'33.331	0.751	0.217	12	171,454	277,6
6	38 H. SOOMER	EST	Kallio Racing	Yamaha YZF R6	1'33.568	0.988	0.237	12	171,020	270,7
7	44 L. MAHIAS	FRA	Kawasaki Puccetti Racing	Kawasaki ZX-6R	1'33.583	1.003	0.015	12	170,993	275,5
8	5 P. OETTL	GER	Kawasaki Puccetti Racing	Kawasaki ZX-6R	1'33.632	1.052	0.049	13	170,903	274,1
9	61 C. ÖNCÜ	TUR	Turkish Racing Team	Kawasaki ZX-6R	1'33.643	1.063	0.011	10	170,883	279,8
10	81 M. GONZALEZ	ESP	Kawasaki ParkinGO Team	Kawasaki ZX-6R	1'33.697	1.117	0.054	11	170,785	283,5
11	4 S. ODENDAAL	RSA	EAB Ten Kate Racing	Yamaha YZF R6	1'33.731	1.151	0.034	13	170,723	268,7
12	22 F. FULIGNI	ITA	MV Agusta Reparto Corse	MV Agusta F3 675	1'34.068	1.488	0.337	12	170,111	271,4
13	56 P. SEBESTYEN	HUN	OXXO Yamaha Team Toth	Yamaha YZF R6	1'34.124	1.544	0.056	11	170,010	270,7
14	68 O. BAYLISS	AUS	CUBE Racing	Yamaha YZF R6	1'34.398	1.818	0.274	10	169,516	276,2
15	99 D. WEBB	GBR	WRP Wepol Racing	Yamaha YZF R6	1'34.400	1.820	0.002	10	169,513	279,8
16	78 H. OKUBO	JPN	Dynavolt Honda	Honda CBR600RR	1'34.522	1.942	0.122	12	169,294	274,8
17	52 P. HOBELBERGER	GER	Dynavolt Honda	Honda CBR600RR	1'34.566	1.986	0.044	11	169,215	273,4
18	71 C. BERGMAN	SWE	Wójcik Racing Team	Yamaha YZF R6	1'34.962	2.382	0.396	5	168,510	268,7
19	25 A. VERDOÍA	FRA	bLU cRU WorldSSP by MS Racing	Yamaha YZF R6	1'34.975	2.395	0.013	12	168,486	274,1
20	74 J. VAN SIKKELERUS	NED	MPM Routz Racing Team	Yamaha YZF R6	1'35.051	2.471	0.076	13	168,352	269,3
21	84 L. CRESSON	BEL	OXXO Yamaha Team Toth	Yamaha YZF R6	1'35.256	2.676	0.205	10	167,989	272,0
22	9 G. HENDRA PRATAMA	INA	bLU cRU WorldSSP by MS Racing	Yamaha YZF R6	1'35.426	2.846	0.170	8	167,690	272,0
----- Out 107% in this Session -----										
23	32 I. VIÑALES	ESP	Kallio Racing	Yamaha YZF R6				1		274,1

Qualifying Lap Time (107% of 1'32.580): 1'39.062

AIR	Humidity:	78%	Temp:	17°C
TRACK	Condition:	Dry	Temp:	21°C

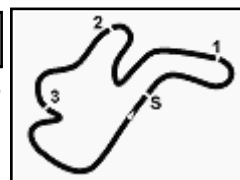
Records	Pole	(QP2)	2013	S.Lowes	1'32.545	172,910	Km/h
	Race	(RC)	2018	S.Cortese	1'33.072	171,930	Km/h
	All Times	(QP1)	2013	S.Lowes	1'32.545	172,910	Km/h

Start 29/02/2020 10:35
End 10:56

The results are provisional until the end of the time limit for protests and appeals and the completion of the technical checks.

These data/results cannot be reproduced, stored and/or transmitted in whole or in part by any manner of electronic, mechanical, photocopying, recording, broadcasting or otherwise now known or herein after developed without the previous express consent by the copyright owner, except for reproduction in daily press and regular printed publications on sale to the public within 60 days of the event related to those data/results and always provided that copyright symbol appears together as follows below.

© DORNA WSBK ORGANIZATION Srl 2020



Yamaha Finance Australian Round, 28 February - 1 March 2020

Results Free Practice 3rd Session

Session Highlights

Local Time	No. Rider	Description
10.35.00		Start
10.35.06		WorldSSP Pit Intervention Time: 1min 18secs
10.38.26	32 I. VIÑALES	Crashed - Turn 4
10.49.43	55 A. LOCATELLI	On Asphalt - Re-Joined - Turn 4
10.50.15	9 G. HENDRA PRATAMA	Crashed - Turn 2
10.50.51	9 G. HENDRA PRATAMA	Re-joined
10.52.17	78 H. OKUBO	On Asphalt - Re-Joined - Turn 4
10.55.58	16 J. CLUZEL	Crashed - Turn 8
10.56.53		End Of Session

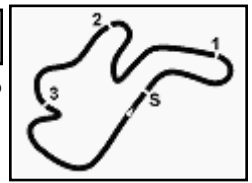
Fastest Laps Sequence

No.	Rider	Nat	Team	Bike	Local Time	Time	Gap	Avg
56	P. SEBESTYEN	HUN	OXXO Yamaha Team Toth	Yamaha YZF R6	10:38'24.635	1'34.848		168,712
81	M. GONZALEZ	ESP	Kawasaki ParkinGO Team	Kawasaki ZX-6R	10:38'30.054	1'34.408	-0.440	169,498
5	P. OETTL	GER	Kawasaki Puccetti Racing	Kawasaki ZX-6R	10:38'45.255	1'34.171	-0.237	169,925
44	L. MAHIAS	FRA	Kawasaki Puccetti Racing	Kawasaki ZX-6R	10:39'05.112	1'33.723	-0.448	170,737
55	A. LOCATELLI	ITA	BARDAHL Evan Bros. WorldSSP Team	Yamaha YZF R6	10:41'04.753	1'33.500	-0.223	171,144
1	R. KRUMMENACHER	SUI	MV Agusta Reparto Corse	MV Agusta F3 675	10:41'16.002	1'33.206	-0.294	171,684
1	R. KRUMMENACHER	SUI	MV Agusta Reparto Corse	MV Agusta F3 675	10:42'48.891	1'32.889	-0.317	172,270
16	J. CLUZEL	FRA	GMT94 Yamaha	Yamaha YZF R6	10:51'24.732	1'32.764	-0.125	172,502
55	A. LOCATELLI	ITA	BARDAHL Evan Bros. WorldSSP Team	Yamaha YZF R6	10:54'02.734	1'32.580	-0.184	172,845

Start 29/02/2020 10:35 End 10:56 The results are provisional until the end of the time limit for protests and appeals and the completion of the technical checks.

These data/results cannot be reproduced, stored and/or transmitted in whole or in part by any manner of electronic, mechanical, photocopying, recording, broadcasting or otherwise now known or herein after developed without the previous express consent by the copyright owner, except for reproduction in daily press and regular printed publications on sale to the public within 60 days of the event related to those data/results and always provided that copyright symbol appears together as follows below.

© DORNA WSBK ORGANIZATION Srl 2020



Yamaha Finance Australian Round, 28 February - 1 March 2020

Free Practices Combined Results

Phillip Island 4.445 m

No.	Rider	Nat	Team	Bike	FP1	FP2	FP3	Time	Gap	Rel.	Avg	LL
1	55 A. LOCATELLI	ITA	BARDAHL Evan Bros. WorldSSP Team	Yamaha YZF R6	1'34.061	1'33.213	1'32.580	1'32.580			172,845	37
2	16 J. CLUZEL	FRA	GMT94 Yamaha	Yamaha YZF R6	1'34.868	1'33.962	1'32.764	1'32.764	0.184	0.184	172,502	32
3	1 R. KRUMMENACHER	SUI	MV Agusta Reparto Corse	MV Agusta F3 675	1'35.571	1'32.894	1'32.889	1'32.889	0.309	0.125	172,270	31
4	94 C. PEROLARI	FRA	GMT94 Yamaha	Yamaha YZF R6	1'34.745	1'33.845	1'33.114	1'33.114	0.534	0.225	171,854	43
5	3 R. DE ROSA	ITA	MV Agusta Reparto Corse	MV Agusta F3 675		1'33.510	1'33.331	1'33.331	0.751	0.217	171,454	36
6	38 H. SOOMER	EST	Kallio Racing	Yamaha YZF R6	1'34.871	1'34.431	1'33.568	1'33.568	0.988	0.237	171,020	43
7	61 C. ÖNCÜ	TUR	Turkish Racing Team	Kawasaki ZX-6R	1'36.106	1'33.571	1'33.643	1'33.571	0.991	0.003	171,015	35
8	44 L. MAHIAS	FRA	Kawasaki Puccetti Racing	Kawasaki ZX-6R	1'35.604	1'33.929	1'33.583	1'33.583	1.003	0.012	170,993	37
9	5 P. OETTL	GER	Kawasaki Puccetti Racing	Kawasaki ZX-6R	1'35.531	1'34.139	1'33.632	1'33.632	1.052	0.049	170,903	38
10	81 M. GONZALEZ	ESP	Kawasaki ParkinGO Team	Kawasaki ZX-6R	1'38.147	1'34.352	1'33.697	1'33.697	1.117	0.065	170,785	34
11	4 S. ODENDAAL	RSA	EAB Ten Kate Racing	Yamaha YZF R6	1'34.890	1'33.833	1'33.731	1'33.731	1.151	0.034	170,723	27
12	32 I. VIÑALES	ESP	Kallio Racing	Yamaha YZF R6	1'35.206	1'33.739		1'33.739	1.159	0.008	170,708	24
13	22 F. FULIGNI	ITA	MV Agusta Reparto Corse	MV Agusta F3 675		1'34.142	1'34.068	1'34.068	1.488	0.329	170,111	35
14	56 P. SEBESTYEN	HUN	OXXO Yamaha Team Toth	Yamaha YZF R6	1'40.707	1'34.878	1'34.124	1'34.124	1.544	0.056	170,010	36
15	68 O. BAYLISS	AUS	CUBE Racing	Yamaha YZF R6	1'37.011	1'35.191	1'34.398	1'34.398	1.818	0.274	169,516	36
16	99 D. WEBB	GBR	WRP Wepol Racing	Yamaha YZF R6	1'36.543	1'34.495	1'34.400	1'34.400	1.820	0.002	169,513	36
17	78 H. OKUBO	JPN	Dynavolt Honda	Honda CBR600RR		1'34.437	1'34.522	1'34.437	1.857	0.037	169,446	36
18	52 P. HOBELSBERGER	GER	Dynavolt Honda	Honda CBR600RR	1'38.446	1'35.659	1'34.566	1'34.566	1.986	0.129	169,215	31
19	71 C. BERGMAN	SWE	Wójcik Racing Team	Yamaha YZF R6	1'46.807	1'35.365	1'34.962	1'34.962	2.382	0.396	168,510	28
20	25 A. VERDOÍA	FRA	bLU cRU WorldSSP by MS Racing	Yamaha YZF R6	1'43.707	1'35.058	1'34.975	1'34.975	2.395	0.013	168,486	42
21	74 J. VAN SIKKELERUS	NED	MPM Routz Racing Team	Yamaha YZF R6	1'36.729	1'35.726	1'35.051	1'35.051	2.471	0.076	168,352	41
22	84 L. CRESSON	BEL	OXXO Yamaha Team Toth	Yamaha YZF R6	1'37.682	1'35.658	1'35.256	1'35.256	2.676	0.205	167,989	35
23	9 G. HENDRA PRATAMA	INA	bLU cRU WorldSSP by MS Racing	Yamaha YZF R6	1'47.115	1'36.336	1'35.426	1'35.426	2.846	0.170	167,690	39

29/02/2020

These data/results cannot be reproduced, stored and/or transmitted in whole or in part by any manner of electronic, mechanical, photocopying, recording, broadcasting or otherwise now known or herein after developed without the previous express consent by the copyright owner, except for reproduction in daily press and regular printed publications on sale to the public within 60 days of the event related to those data/results and always provided that copyright symbol appears together as follows below.

© DORNA WSBK ORGANIZATION Srl 2020

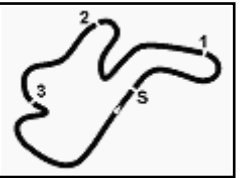
FIAT PERUGIA TIMING



Official Tyre Supplier



Official Timekeeper



Phillip Island 4.445 m

Yamaha Finance Australian Round, 28 February - 1 March 2020

Best Sectors & Speed Free Practice 3rd Session

BEST LAP			
1	55 A. LOCATELLI	Yamaha YZF R6	1'32.580
2	16 J. CLUZEL	Yamaha YZF R6	1'32.764
3	1 R. KRUMMENACHER	MV Agusta F3 675	1'32.889
4	94 C. PEROLARI	Yamaha YZF R6	1'33.114
5	3 R. DE ROSA	MV Agusta F3 675	1'33.331
6	38 H. SOOMER	Yamaha YZF R6	1'33.568
7	44 L. MAHIAS	Kawasaki ZX-6R	1'33.583
8	5 P. OETTL	Kawasaki ZX-6R	1'33.632
9	61 C. ÖNCÜ	Kawasaki ZX-6R	1'33.643
10	81 M. GONZALEZ	Kawasaki ZX-6R	1'33.697
11	4 S. ODENDAAL	Yamaha YZF R6	1'33.731
12	22 F. FULIGNI	MV Agusta F3 675	1'34.068
13	56 P. SEBESTYEN	Yamaha YZF R6	1'34.124
14	68 O. BAYLISS	Yamaha YZF R6	1'34.398
15	99 D. WEBB	Yamaha YZF R6	1'34.400
16	78 H. OKUBO	Honda CBR600RR	1'34.522
17	52 P. HOBELBERGER	Honda CBR600RR	1'34.566
18	71 C. BERGMAN	Yamaha YZF R6	1'34.962
19	25 A. VERDOÏA	Yamaha YZF R6	1'34.975
20	74 J. VAN SIKKELERUS	Yamaha YZF R6	1'35.051
21	84 L. CRESSON	Yamaha YZF R6	1'35.256
22	9 G. HENDRA PRATAMA	Yamaha YZF R6	1'35.426
23	32 I. VIÑALES	Yamaha YZF R6	

SPEED			
1	81 M. GONZALEZ	Kawasaki ZX-6R	283.5
2	16 J. CLUZEL	Yamaha YZF R6	282.7
3	99 D. WEBB	Yamaha YZF R6	279.8
4	61 C. ÖNCÜ	Kawasaki ZX-6R	279.8
5	1 R. KRUMMENACHER	MV Agusta F3 675	279.8
6	3 R. DE ROSA	MV Agusta F3 675	277.6
7	55 A. LOCATELLI	Yamaha YZF R6	277.6
8	68 O. BAYLISS	Yamaha YZF R6	276.2
9	44 L. MAHIAS	Kawasaki ZX-6R	275.5
10	78 H. OKUBO	Honda CBR600RR	274.8
11	5 P. OETTL	Kawasaki ZX-6R	274.1
12	25 A. VERDOÏA	Yamaha YZF R6	274.1
13	32 I. VIÑALES	Yamaha YZF R6	274.1
14	94 C. PEROLARI	Yamaha YZF R6	273.4
15	52 P. HOBELBERGER	Honda CBR600RR	273.4
16	9 G. HENDRA PRATAMA	Yamaha YZF R6	272.0
17	84 L. CRESSON	Yamaha YZF R6	272.0
18	22 F. FULIGNI	MV Agusta F3 675	271.4
19	56 P. SEBESTYEN	Yamaha YZF R6	270.7
20	38 H. SOOMER	Yamaha YZF R6	270.7
21	74 J. VAN SIKKELERUS	Yamaha YZF R6	269.3
22	71 C. BERGMAN	Yamaha YZF R6	268.7
23	4 S. ODENDAAL	Yamaha YZF R6	268.7

SEG. 1		
1	1 R. KRUMMENACHER	22.070
2	55 A. LOCATELLI	22.137
3	16 J. CLUZEL	22.275
4	61 C. ÖNCÜ	22.302
5	81 M. GONZALEZ	22.315
6	5 P. OETTL	22.318
7	94 C. PEROLARI	22.326
8	44 L. MAHIAS	22.364
9	4 S. ODENDAAL	22.406
10	3 R. DE ROSA	22.440
11	99 D. WEBB	22.494
12	68 O. BAYLISS	22.510
13	56 P. SEBESTYEN	22.513
14	22 F. FULIGNI	22.528
15	78 H. OKUBO	22.548
16	38 H. SOOMER	22.565
17	52 P. HOBELBERGER	22.604
18	25 A. VERDOÏA	22.649
19	71 C. BERGMAN	22.775
20	9 G. HENDRA PRATAMA	22.793
21	74 J. VAN SIKKELERUS	22.809
22	84 L. CRESSON	22.862
23	32 I. VIÑALES	22.917

SEG. 2		
1	16 J. CLUZEL	26.714
2	55 A. LOCATELLI	26.809
3	94 C. PEROLARI	26.843
4	3 R. DE ROSA	26.900
5	38 H. SOOMER	26.949
6	1 R. KRUMMENACHER	26.992
7	44 L. MAHIAS	26.994
8	22 F. FULIGNI	27.093
9	81 M. GONZALEZ	27.093
10	4 S. ODENDAAL	27.121
11	5 P. OETTL	27.219
12	61 C. ÖNCÜ	27.226
13	68 O. BAYLISS	27.277
14	78 H. OKUBO	27.371
15	56 P. SEBESTYEN	27.400
16	99 D. WEBB	27.492
17	74 J. VAN SIKKELERUS	27.517
18	52 P. HOBELBERGER	27.532
19	25 A. VERDOÏA	27.534
20	71 C. BERGMAN	27.547
21	9 G. HENDRA PRATAMA	27.697
22	84 L. CRESSON	27.750
23	32 I. VIÑALES	29.218

SEG. 3		
1	1 R. KRUMMENACHER	17.630
2	16 J. CLUZEL	17.637
3	55 A. LOCATELLI	17.680
4	44 L. MAHIAS	17.711
5	5 P. OETTL	17.791
6	3 R. DE ROSA	17.796
7	94 C. PEROLARI	17.809
8	81 M. GONZALEZ	17.810
9	56 P. SEBESTYEN	17.821
10	38 H. SOOMER	17.829
11	61 C. ÖNCÜ	17.842
12	4 S. ODENDAAL	17.854
13	99 D. WEBB	17.971
14	52 P. HOBELBERGER	17.977
15	22 F. FULIGNI	17.992
16	84 L. CRESSON	18.010
17	78 H. OKUBO	18.025
18	68 O. BAYLISS	18.051
19	74 J. VAN SIKKELERUS	18.054
20	71 C. BERGMAN	18.075
21	25 A. VERDOÏA	18.090
22	9 G. HENDRA PRATAMA	18.207
23	32 I. VIÑALES	18.369

SEG. 4		
1	55 A. LOCATELLI	25.879
2	44 L. MAHIAS	25.951
3	1 R. KRUMMENACHER	26.025
4	16 J. CLUZEL	26.042
5	5 P. OETTL	26.124
6	94 C. PEROLARI	26.136
7	3 R. DE ROSA	26.144
8	81 M. GONZALEZ	26.164
9	4 S. ODENDAAL	26.200
10	38 H. SOOMER	26.202
11	61 C. ÖNCÜ	26.273
12	68 O. BAYLISS	26.314
13	56 P. SEBESTYEN	26.390
14	22 F. FULIGNI	26.411
15	99 D. WEBB	26.427
16	52 P. HOBELBERGER	26.430
17	74 J. VAN SIKKELERUS	26.462
18	78 H. OKUBO	26.464
19	84 L. CRESSON	26.552
20	71 C. BERGMAN	26.565
21	9 G. HENDRA PRATAMA	26.586
22	25 A. VERDOÏA	26.598
23	32 I. VIÑALES	28.811

29/02/2020

These data/results cannot be reproduced, stored and/or transmitted in whole or in part by any manner of electronic, mechanical, photocopying, recording, broadcasting or otherwise now known or herein after developed without the previous express consent by the copyright owner, except for reproduction in daily press and regular printed publications on sale to the public within 60 days of the event related to those data/results and always provided that copyright symbol appears together as follows below.

© DORNA WSBK ORGANIZATION Srl 2020

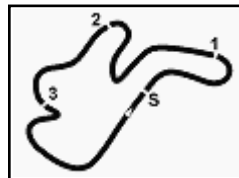
FICR PERUGIA TIMING



Official Tyre Supplier



Official Timekeeper



Phillip Island 4.445 m

Yamaha Finance Australian Round, 28 February - 1 March 2020

Ideal Times Free Practice 3rd Session

No.	Rider	Nat	Bike	Seg. 1	Seg. 2	Seg. 3	Seg. 4	Ideal Time		
				Diff. 1	Diff. 2	Diff. 3	Diff. 4	Best Lap	Pos.	Diff.
1	55 A. LOCATELLI	ITA	Yamaha YZF R6	22.137 +0.065	26.809 +0.010	17.680	25.879	1'32.505 1'32.580	1	0.075
2	16 J. CLUZEL	FRA	Yamaha YZF R6	22.275	26.714	17.637	26.042 +0.096	1'32.668 1'32.764	2	0.096
3	1 R. KRUMMENACHER	SUI	MV Agusta F3 675	22.070 +0.155	26.992	17.630	26.025 +0.017	1'32.717 1'32.889	3	0.172
4	44 L. MAHIAS	FRA	Kawasaki ZX-6R	22.364	26.994 +0.321	17.711 +0.111	25.951 +0.131	1'33.020 1'33.583	7	0.563
5	94 C. PEROLARI	FRA	Yamaha YZF R6	22.326	26.843	17.809	26.136	1'33.114 1'33.114	4	
6	3 R. DE ROSA	ITA	MV Agusta F3 675	22.440 +0.051	26.900	17.796	26.144	1'33.280 1'33.331	5	0.051
7	81 M. GONZALEZ	ESP	Kawasaki ZX-6R	22.315 +0.315	27.093	17.810	26.164	1'33.382 1'33.697	10	0.315
8	5 P. OETTL	GER	Kawasaki ZX-6R	22.318 +0.048	27.219 +0.126	17.791 +0.006	26.124	1'33.452 1'33.632	8	0.180
9	38 H. SOOMER	EST	Yamaha YZF R6	22.565 +0.023	26.949	17.829	26.202	1'33.545 1'33.568	6	0.023
10	4 S. ODENDAAL	RSA	Yamaha YZF R6	22.406	27.121 +0.114	17.854 +0.027	26.200 +0.009	1'33.581 1'33.731	11	0.150
11	61 C. ÖNCÜ	TUR	Kawasaki ZX-6R	22.302	27.226	17.842	26.273	1'33.643 1'33.643	9	
12	22 F. FULIGNI	ITA	MV Agusta F3 675	22.528	27.093	17.992	26.411 +0.044	1'34.024 1'34.068	12	0.044
13	56 P. SEBESTYEN	HUN	Yamaha YZF R6	22.513	27.400	17.821	26.390	1'34.124 1'34.124	13	
14	68 O. BAYLISS	AUS	Yamaha YZF R6	22.510	27.277 +0.192	18.051	26.314 +0.054	1'34.152 1'34.398	14	0.246
15	99 D. WEBB	GBR	Yamaha YZF R6	22.494 +0.016	27.492	17.971	26.427	1'34.384 1'34.400	15	0.016
16	78 H. OKUBO	JPN	Honda CBR600RR	22.548 +0.033	27.371 +0.081	18.025	26.464	1'34.408 1'34.522	16	0.114
17	52 P. HOBELSBERGER	GER	Honda CBR600RR	22.604	27.532 +0.023	17.977	26.430	1'34.543 1'34.566	17	0.023
18	74 J. VAN SIKKELERUS	NED	Yamaha YZF R6	22.809	27.517 +0.045	18.054 +0.164	26.462	1'34.842 1'35.051	20	0.209
19	25 A. VERDOÍA	FRA	Yamaha YZF R6	22.649 +0.011	27.534	18.090 +0.031	26.598 +0.062	1'34.871 1'34.975	19	0.104
20	71 C. BERGMAN	SWE	Yamaha YZF R6	22.775	27.547	18.075	26.565	1'34.962 1'34.962	18	
21	84 L. CRESSON	BEL	Yamaha YZF R6	22.862 +0.030	27.750 +0.052	18.010	26.552	1'35.174 1'35.256	21	0.082
22	9 G. HENDRA PRATAMA	INA	Yamaha YZF R6	22.793 +0.143	27.697	18.207	26.586	1'35.283 1'35.426	22	0.143
	32 I. VIÑALES	ESP	Yamaha YZF R6	One or more sectors missing						
Overall Ideal Time				22.070	26.714	17.630	25.879	1'32.293		

29/02/2020

These data/results cannot be reproduced, stored and/or transmitted in whole or in part by any manner of electronic, mechanical, photocopying, recording, broadcasting or otherwise now known or herein after developed without the previous express consent by the copyright owner, except for reproduction in daily press and regular printed publications on sale to the public within 60 days of the event related to those data/results and always provided that copyright symbol appears together as follows below.

© DORNA WSBK ORGANIZATION Srl 2020

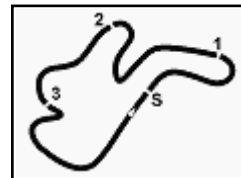
FICR PERUGIA TIMING



Official Tyre Supplier



Official Timekeeper



Yamaha Finance Australian Round, 28 February - 1 March 2020

Chronological Analysis Free Practice 3rd Session

Phillip Island 4.445 m

1 / 3

1° 55 A. LOCATELLI (1'32.580)							
Lap	Seg.1	Seg.2	Seg.3	Seg.4	Lap Time	km/h	Local Time
1							10:36'09.864
2	34.356	27.779	18.160	27.066	1'47.361P		10:37'57.225
3	22.595	27.316	17.858	26.259	1'34.028	270,7	10:39'31.253
4	22.432	26.987	17.808	26.273	1'33.500	270,7	10:41'04.753
5	22.389	26.880	17.761	26.340	1'33.370	272,7	10:42'38.123
6	22.392	26.950	17.797	26.127	1'33.266	272,0	10:44'11.389
7	22.399	26.809	17.782	26.027	1'33.017	272,0	10:45'44.406
8	22.336	26.949	17.964	1'43.778	2'51.027P	273,4	10:48'35.433
9	35.612	51.675	20.202	30.351	2'17.840P		10:50'53.273
10	22.693	27.367	18.173	28.648	1'36.881	274,1	10:52'30.154
11	22.202	26.819	17.680	25.879	1'32.580	277,6	10:54'02.734
12	22.137	32.634	18.598	27.970	1'41.339	272,7	10:55'44.073

6	22.550	26.963	17.820	26.377	1'33.710	277,6	10:43'48.537
7	22.578	26.964	17.936	26.184	1'33.662	266,7	10:45'22.199
8	22.440	26.989	17.836	26.382	1'33.647	267,3	10:46'55.846
9	22.486	26.945	17.856	26.182	1'33.469	266,7	10:48'29.315
10	24.022	29.705	18.960	1'34.147	2'46.834P	268,0	10:51'16.149
11	37.939	28.184	17.933	26.185	1'50.241P		10:53'06.390
12	22.491	26.900	17.796	26.144	1'33.331	272,0	10:54'39.721
13	22.983	27.934	18.787	26.981	1'36.685	273,4	10:56'16.406

2° 16 J. CLUZEL (1'32.764)							
Lap	Seg.1	Seg.2	Seg.3	Seg.4	Lap Time	km/h	Local Time
1							10:40'10.950
2	33.156	28.114	18.249	26.626	1'46.145P		10:41'57.095
3	22.645	27.167	17.939	26.398	1'34.149	268,7	10:43'31.244
4	22.575	27.165	17.930	26.526	1'34.196	270,7	10:45'05.440
5	22.708	27.101	17.933	1'34.012	2'41.754P	269,3	10:47'47.194
6	40.915	32.154	18.337	33.368	2'04.774P		10:49'51.968
7	22.275	26.714	17.637	26.138	1'32.764	273,4	10:51'24.732
8	22.694	27.064	17.727	26.042	1'33.527	275,5	10:52'58.259
9	22.436	27.514	17.795	26.216	1'33.961	282,7	10:54'32.220

6° 38 H. SOMMER (1'33.568)							
Lap	Seg.1	Seg.2	Seg.3	Seg.4	Lap Time	km/h	Local Time
1							10:35'27.545
2	36.995	28.383	20.097	27.679	1'53.154P		10:37'20.699
3	22.904	27.256	17.896	26.275	1'34.331	266,7	10:38'55.030
4	22.731	27.203	19.999	26.825	1'36.758	269,3	10:40'31.788
5	22.588	26.949	17.829	26.202	1'33.568	268,7	10:42'05.356
6	22.613	27.180	17.944	26.366	1'34.103	268,0	10:43'39.459
7	23.426	27.711	17.939	1'33.323	2'42.399P	269,3	10:46'21.858
8	35.547	27.552	18.056	26.543	1'47.698P		10:48'09.556
9	22.655	27.263	18.015	27.053	1'34.986	268,7	10:49'44.542
10	22.805	28.359	17.995	26.402	1'35.561	265,4	10:51'20.103
11	22.565	27.241	17.903	26.282	1'33.991	268,0	10:52'54.094
12	22.615	27.159	18.104	26.370	1'34.248	269,3	10:54'28.342
13	22.651	27.104	17.951	26.357	1'34.063	270,7	10:56'02.405

3° 1 R. KRUMMENACHER (1'32.889)							
Lap	Seg.1	Seg.2	Seg.3	Seg.4	Lap Time	km/h	Local Time
1							10:35'02.850
2	32.626	27.845	18.178	1'30.878	2'49.527P		10:37'52.377
3	36.125	29.238	18.213	26.843	1'50.419P		10:39'42.796
4	22.336	27.006	17.783	26.081	1'33.206	270,0	10:41'16.002
5	22.225	26.992	17.630	26.042	1'32.889	269,3	10:42'48.891
6	22.555	27.783	18.215	6'50.319	7'58.872P	270,7	10:50'47.763
7	37.368	27.909	17.846	26.141	1'49.264P		10:52'37.027
8	22.183	27.044	17.837	26.498	1'33.562	271,4	10:54'10.589
9	22.070	27.150	17.656	26.025	1'32.901	279,8	10:55'43.490

7° 44 L. MAHIAS (1'33.583)							
Lap	Seg.1	Seg.2	Seg.3	Seg.4	Lap Time	km/h	Local Time
1							10:35'41.696
2	36.150	28.244	18.461	26.838	1'49.693P		10:37'31.389
3	22.523	27.273	17.804	26.123	1'33.723	266,7	10:39'05.112
4	22.401	27.437	17.938	26.306	1'34.082	275,5	10:40'39.194
5	23.090	29.876	18.370	1'32.798	2'44.134P	270,7	10:43'23.328
6	31.815	26.994	17.779	25.951	1'42.539P		10:45'05.867
7	22.379	27.143	18.110	26.304	1'33.936	274,8	10:46'39.803
8	22.371	27.010	17.711	27.145	1'34.237	270,7	10:48'14.040
9	22.530	27.078	17.887	26.394	1'33.889	266,0	10:49'47.929
10	22.424	27.208	17.995	26.392	1'34.019	270,7	10:51'21.948
11	22.407	27.245	17.760	26.220	1'33.632	272,0	10:52'55.580
12	22.364	27.315	17.822	26.082	1'33.583	270,0	10:54'29.163
13	22.523	27.212	17.780	26.110	1'33.625	270,0	10:56'02.788

4° 94 C. PEROLARI (1'33.114)							
Lap	Seg.1	Seg.2	Seg.3	Seg.4	Lap Time	km/h	Local Time
1							10:35'03.271
2	33.246	27.799	18.333	26.709	1'46.087P		10:36'49.358
3	22.721	27.244	18.047	28.466	1'36.478	269,3	10:38'25.836
4	22.716	27.372	17.978	26.335	1'34.401	272,7	10:40'00.237
5	22.657	27.162	17.879	26.347	1'34.045	270,7	10:41'34.282
6	25.301	28.374	18.385	1'33.849	2'45.909P	269,3	10:44'20.191
7	33.448	31.147	18.077	26.190	1'48.862P		10:46'09.053
8	22.326	26.843	17.809	26.136	1'33.114	271,4	10:47'42.167
9	22.473	27.252	22.886	26.918	1'39.529	272,0	10:49'21.696
10	22.486	27.218	17.908	26.245	1'33.857	271,4	10:50'55.553
11	22.553	27.189	17.956	26.382	1'34.080	272,0	10:52'29.633
12	23.709	28.152	18.086	26.572	1'36.519	272,7	10:54'06.152
13	22.431	27.373	17.878	26.452	1'34.134	273,4	10:55'40.286

8° 5 P. OETTL (1'33.632)							
Lap	Seg.1	Seg.2	Seg.3	Seg.4	Lap Time	km/h	Local Time
1							10:35'20.656
2	37.489	28.529	18.066	26.344	1'50.428P		10:37'11.084
3	22.438	27.684	17.865	26.184	1'34.171	269,3	10:38'45.255
4	22.409	36.322	21.856	27.076	1'47.663	270,0	10:40'32.918
5	22.341	27.219	17.791	26.381	1'33.732	271,4	10:42'06.650
6	22.366	27.345	17.797	26.124	1'33.632	270,0	10:43'40.282
7	22.447	27.315	18.057	26.299	1'34.118	272,0	10:45'14.400
8	22.318	27.486	17.921	26.353	1'34.078	271,4	10:46'48.478
9	22.428	27.299	17.845	26.400	1'33.972	270,7	10:48'22.450
10	22.453	27.396	17.937	26.292	1'34.078	272,0	10:49'56.528
11	22.497	27.489	17.939	26.305	1'34.230	271,4	10:51'30.758
12	22.526	27.333	17.949	26.640	1'34.448	272,0	10:53'05.206
13	22.393	27.252	17.919	26.361	1'33.925	272,7	10:54'39.131
14	22.353	27.417	18.049	26.287	1'34.106	274,1	10:56'13.237

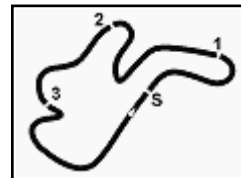
5° 3 R. DE ROSA (1'33.331)							
Lap	Seg.1	Seg.2	Seg.3	Seg.4	Lap Time	km/h	Local Time
1							10:35'32.561
2	43.558	29.456	18.508	28.799	2'00.321P		10:37'32.882
3	22.901	27.311	17.901	26.397	1'34.510	267,3	10:39'07.392
4	22.629	27.010	17.941	26.276	1'33.856	266,7	10:40'41.248
5	22.463	26.997	17.856	26.263	1'33.579	270,7	10:42'14.827

9° 61 C. ÖNCÜ (1'33.643)							
Lap	Seg.1	Seg.2	Seg.3	Seg.4	Lap Time	km/h	Local Time
1							10:35'06.081
2	32.884	27.905	18.155	26.709	1'45.653P		10:36'51.734

29/02/2020 P = Pits In/Out - C = Lap Time Cancelled

These data/results cannot be reproduced, stored and/or transmitted in whole or in part by any manner of electronic, mechanical, photocopying, recording, broadcasting or otherwise now known or herein after developed without the previous express consent by the copyright owner, except for reproduction in daily press and regular printed publications on sale to the public within 60 days of the event related to those data/results and always provided that copyright symbol appears together as follows below.

© DORNA WSBK ORGANIZATION Srl 2020



Yamaha Finance Australian Round, 28 February - 1 March 2020

Chronological Analysis Free Practice 3rd Session

Phillip Island 4.445 m

2 / 3

3	23.062	28.613	18.118	26.693	1'36.486	279,8	10:38'28.220	4	22.818	28.926	18.269	26.564	1'36.577	264,1	10:40'01.212
4	22.413	27.725	18.097	26.479	1'34.714	274,8	10:40'02.934	5	22.826	27.670	17.919	26.610	1'35.025	265,4	10:41'36.237
5	22.531	27.546	18.090	5'14.377	6'22.544P	270,7	10:46'25.478	6	22.719	27.616	18.014	26.712	1'35.061	266,0	10:43'11.298
6	38.190	27.269	17.916	26.863	1'50.238P		10:48'15.716	7	23.723	28.368	18.325	3'05.526	4'15.942P	264,1	10:47'27.240
7	22.302	27.226	17.842	26.273	1'33.643	272,0	10:49'49.359	8	38.432	27.819	18.432	26.561	1'51.244P		10:49'18.484
8	22.538	27.379	18.010	26.339	1'34.266	272,0	10:51'23.625	9	22.579	27.450	17.969	26.428	1'34.426	265,4	10:50'52.910
9	22.512	27.490	17.963	26.678	1'34.643	270,7	10:52'58.268	10	22.714	27.479	17.942	26.461	1'34.596	264,7	10:52'27.506
10	22.778	27.700	18.123	26.410	1'35.011	274,8	10:54'33.279	11	25.450	28.013	17.912	27.890	1'39.265	264,7	10:54'06.771
11	22.728	27.926	19.119	28.751	1'38.524	279,8	10:56'11.803	12	22.513	27.400	17.821	26.390	1'34.124	270,7	10:55'40.895

10° 81 M. GONZALEZ (1'33.697)							
Lap	Seg.1	Seg.2	Seg.3	Seg.4	Lap Time	km/h	Local Time
1							10:35'08.595
2	34.216	28.028	18.185	26.622	1'47.051P		10:36'55.646
3	22.713	27.413	17.861	26.421	1'34.408	272,7	10:38'30.054
4	22.550	27.495	18.129	26.341	1'34.515	276,9	10:40'04.569
5	22.421	27.591	18.211	1'37.665	2'45.888P	278,4	10:42'50.457
6	35.858	31.184	18.743	2'04.601	3'30.386P		10:46'20.843
7	38.005	27.784	18.091	29.863	1'53.743P		10:48'14.586
8	22.630	27.093	17.810	26.164	1'33.697	277,6	10:49'48.283
9	22.315	27.157	18.068	28.280	1'35.820	276,2	10:51'24.103
10	22.344	27.328	17.921	26.242	1'33.835	275,5	10:52'57.938
11	22.964	27.698	17.993	26.428	1'35.083	282,7	10:54'33.021
12	22.353	27.399	19.426	32.213	1'41.391	283,5	10:56'14.412

14° 68 O. BAYLISS (1'34.398)							
Lap	Seg.1	Seg.2	Seg.3	Seg.4	Lap Time	km/h	Local Time
1							10:35'05.898
2	34.005	28.600	18.333	26.413	1'47.351P		10:36'53.249
3	22.626	28.199	18.082	26.678	1'35.585	270,7	10:38'28.834
4	22.640	27.993	18.192	26.314	1'35.139	275,5	10:40'03.973
5	22.724	27.970	18.270	26.515	1'35.479	276,2	10:41'39.452
6	22.651	28.050	18.079	26.829	1'35.609	272,7	10:43'15.061
7	23.639	28.615	18.808	4'59.272	6'10.334P	267,3	10:49'25.395
8	37.975	32.675	20.085	26.458	1'57.193P		10:51'22.588
9	22.741	27.765	18.109	26.564	1'35.179	274,1	10:52'57.767
10	22.510	27.469	18.051	26.368	1'34.398	272,0	10:54'32.165
11	22.839	27.277	18.246	26.663	1'35.025	270,0	10:56'07.190

11° 4 S. ODENDAAL (1'33.731)							
Lap	Seg.1	Seg.2	Seg.3	Seg.4	Lap Time	km/h	Local Time
1							10:35'38.376
2	39.477	30.628	18.779	27.546	1'56.430P		10:37'34.806
3	23.280	31.216	18.645	26.825	1'39.966	266,7	10:39'14.772
4	22.855	27.489	18.130	26.277	1'34.751	266,7	10:40'49.523
5	22.639	27.313	17.945	26.236	1'34.133	267,3	10:42'23.656
6	22.520	27.324	17.902	26.400	1'34.146	266,7	10:43'57.802
7	22.500	27.263	18.076	26.411	1'34.250	267,3	10:45'32.052
8	22.543	27.271	17.907	26.251	1'33.972	267,3	10:47'06.024
9	22.406	27.235	17.881	26.209	1'33.731	268,7	10:48'39.755
10	22.548	27.121	17.854	26.476	1'33.999	268,7	10:50'13.754
11	22.526	27.199	17.951	26.347	1'34.023	267,3	10:51'47.777
12	22.470	27.401	17.878	26.375	1'34.124	268,0	10:53'21.901
13	23.247	29.732	18.464	26.406	1'37.849	268,7	10:54'59.750
14	22.581	27.377	17.949	26.200	1'34.107	268,7	10:56'33.857

15° 99 D. WEBB (1'34.400)							
Lap	Seg.1	Seg.2	Seg.3	Seg.4	Lap Time	km/h	Local Time
1							10:35'03.281
2	35.042	28.224	18.233	26.697	1'48.196P		10:36'51.477
3	23.061	27.729	18.087	26.504	1'35.381	279,8	10:38'26.858
4	22.510	27.492	17.971	26.427	1'34.400	271,4	10:40'01.258
5	22.494	29.663	18.084	5'21.741	6'31.982P	276,2	10:46'33.240
6	34.017	28.289	18.495	29.324	1'50.125P		10:48'23.365
7	22.724	27.678	18.140	26.484	1'35.026	272,0	10:49'58.391
8	22.675	27.617	18.049	26.592	1'34.933	272,0	10:51'33.324
9	22.662	27.576	18.061	26.520	1'34.819	271,4	10:53'08.143
10	22.687	27.628	18.188	26.548	1'35.051	270,7	10:54'43.194
11	22.682	27.669	18.411	26.649	1'35.411	272,0	10:56'18.605

12° 22 F. FULIGNI (1'34.068)							
Lap	Seg.1	Seg.2	Seg.3	Seg.4	Lap Time	km/h	Local Time
1							10:35'33.627
2	40.407	29.272	18.702	27.357	1'55.738P		10:37'29.365
3	23.150	27.646	18.053	26.749	1'35.598	264,7	10:39'04.963
4	23.026	27.371	18.123	26.572	1'35.092	264,7	10:40'40.055
5	22.690	27.350	18.087	26.442	1'34.569	269,3	10:42'14.624
6	22.975	27.253	18.003	26.469	1'34.700	265,4	10:43'49.324
7	22.609	27.188	18.039	26.411	1'34.247	269,3	10:45'23.571
8	22.528	27.093	17.992	26.455	1'34.068	268,0	10:46'57.639
9	22.610	27.174	18.284	26.479	1'34.547	266,7	10:48'32.186
10	22.843	27.395	18.198	1'38.048	2'46.484P	266,7	10:51'18.670
11	39.732	28.563	18.241	26.568	1'53.104P		10:53'11.774
12	22.941	27.490	18.059	27.629	1'36.119	270,7	10:54'47.893
13	22.707	27.271	18.190	26.688	1'34.856	271,4	10:56'22.749

16° 78 H. OKUBO (1'34.522)							
Lap	Seg.1	Seg.2	Seg.3	Seg.4	Lap Time	km/h	Local Time
1							10:35'04.699
2	34.499	28.069	18.464	26.778	1'47.810P		10:36'52.509
3	22.820	27.949	18.157	27.091	1'36.017	270,7	10:38'28.526
4	22.658	27.794	18.106	26.631	1'35.189	274,8	10:40'03.715
5	22.662	27.520	18.137	26.887	1'35.206	273,4	10:41'38.921
6	22.913	27.767	18.369	1'30.468	2'39.517P	268,0	10:44'18.438
7	35.546	40.392	21.592	27.646	2'05.176P		10:46'23.614
8	22.581	27.452	18.025	26.464	1'34.522	268,7	10:47'58.136
9	22.562	27.420	18.070	26.507	1'34.559	271,4	10:49'32.695
10	22.548	27.788	18.261	26.917	1'35.514	272,7	10:51'08.209
11	23.629	40.422	18.133	26.466	1'48.650	265,4	10:52'56.859
12	22.623	27.371	18.184	26.577	1'34.755	269,3	10:54'31.614
13	23.149	27.907	19.900	32.517	1'43.473	270,0	10:56'15.087

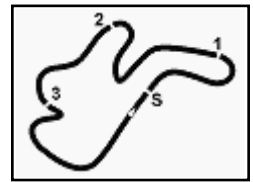
13° 56 P. SEBESTYEN (1'34.124)							
Lap	Seg.1	Seg.2	Seg.3	Seg.4	Lap Time	km/h	Local Time
1							10:35'03.401
2	33.651	28.078	18.072	26.585	1'46.386P		10:36'49.787
3	22.721	27.500	17.918	26.709	1'34.848	267,3	10:38'24.635

17° 52 P. HOBELBERGER (1'34.566)							
Lap	Seg.1	Seg.2	Seg.3	Seg.4	Lap Time	km/h	Local Time
1							10:35'07.285
2	37.077	29.309	18.697	27.168	1'52.251P		10:36'59.536
3	22.911	27.943	18.136	26.771	1'35.761	267,3	10:38'35.297
4	22.806	28.146	18.151	26.751	1'35.854	268,7	10:40'11.151
5	22.731	27.647	18.175	26.691	1'35.244	268,0	10:41'46.395
6	22.987	27.606	18.161	26.858	1'35.612	267,3	10:43'22.007
7	22.786	27.532	18.257	3'34.959	4'43.534P	268,7	10:48'05.541

29/02/2020 P = Pits In/Out - C = Lap Time Cancelled

These data/results cannot be reproduced, stored and/or transmitted in whole or in part by any manner of electronic, mechanical, photocopying, recording, broadcasting or otherwise now known or herein after developed without the previous express consent by the copyright owner, except for reproduction in daily press and regular printed publications on sale to the public within 60 days of the event related to those data/results and always provided that copyright symbol appears together as follows below.

© DORNA WSBK ORGANIZATION Srl 2020



Yamaha Finance Australian Round, 28 February - 1 March 2020

Chronological Analysis Free Practice 3rd Session

Lap	Seg.1	Seg.2	Seg.3	Seg.4	Lap Time	km/h	Local Time
8	37.207	31.532	19.111	26.878	1'54.728P		10:50'00.269
9	22.604	27.555	17.977	26.430	1'34.566	270,7	10:51'34.835
10	22.830	28.405	18.259	26.787	1'36.281	270,0	10:53'11.116
11	22.680	27.630	18.040	26.670	1'35.020	270,7	10:54'46.136
12	23.008	28.142	18.599	26.821	1'36.570	273,4	10:56'22.706

18° 71 C. BERGMAN (1'34.962)							
Lap	Seg.1	Seg.2	Seg.3	Seg.4	Lap Time	km/h	Local Time
1							10:35'17.510
2	40.389	32.953	21.670	1'36.474	3'11.486P		10:38'28.996
3	40.159	34.295	21.639	5'55.132	7'31.225P		10:46'00.221
4	39.324	37.454	22.145	4'43.221	6'22.144P		10:52'22.365
5	34.459	28.143	18.598	26.849	1'48.049P		10:54'10.414
6	22.775	27.547	18.075	26.565	1'34.962	268,7	10:55'45.376

19° 25 A. VERDOIA (1'34.975)							
Lap	Seg.1	Seg.2	Seg.3	Seg.4	Lap Time	km/h	Local Time
1							10:35'03.910
2	35.472	28.117	18.327	26.889	1'48.805P		10:36'52.715
3	22.799	28.105	18.175	26.879	1'35.958	273,4	10:38'28.673
4	22.649	27.879	18.090	26.645	1'35.263	274,1	10:40'03.936
5	22.668	27.921	18.103	1'43.183	2'51.875P	273,4	10:42'55.811
6	34.344	28.986	18.322	28.069	1'49.721P		10:44'45.532
7	22.768	27.750	18.471	26.772	1'35.761	266,7	10:46'21.293
8	22.683	27.626	18.185	26.598	1'35.092	268,7	10:47'56.385
9	22.660	27.534	18.121	26.660	1'34.975	268,7	10:49'31.360
10	22.732	48.013	18.136	27.006	1'55.887	269,3	10:51'27.247
11	22.706	27.610	18.121	26.861	1'35.298	270,7	10:53'02.545
12	28.833	29.209	18.537	26.937	1'43.516	272,0	10:54'46.061
13	22.847	28.061	18.379	26.919	1'36.206	271,4	10:56'22.267

20° 74 J. VAN SIKKELERUS (1'35.051)							
Lap	Seg.1	Seg.2	Seg.3	Seg.4	Lap Time	km/h	Local Time
1							10:35'03.721
2	34.122	28.227	18.394	26.696	1'47.439P		10:36'51.160
3	23.793	28.909	18.169	26.829	1'37.700	262,8	10:38'28.860
4	22.875	28.153	18.233	26.977	1'36.238	268,7	10:40'05.098
5	22.827	27.808	18.190	26.912	1'35.737	264,1	10:41'40.835
6	22.965	27.828	18.162	26.685	1'35.640	263,4	10:43'16.475
7	23.270	29.785	19.005	27.688	1'39.748	264,7	10:44'56.223
8	23.323	28.228	18.352	26.923	1'36.826	257,8	10:46'33.049
9	26.241	28.117	18.413	28.256	1'41.027	261,5	10:48'14.076
10	23.359	27.517	18.054	26.741	1'35.671	262,8	10:49'49.747
11	22.809	27.562	18.218	26.462	1'35.051	267,3	10:51'24.798
12	22.875	27.606	18.142	26.578	1'35.201	269,3	10:52'59.999
13	22.813	27.761	18.159	26.999	1'35.732	264,7	10:54'35.731
14	22.903	27.797	18.439	26.621	1'35.760	264,1	10:56'11.491

21° 84 L. CRESSON (1'35.256)							
Lap	Seg.1	Seg.2	Seg.3	Seg.4	Lap Time	km/h	Local Time
1							10:35'03.949
2	34.022	28.312	18.301	26.698	1'47.333P		10:36'51.282
3	23.340	28.212	18.074	26.725	1'36.351	270,7	10:38'27.633
4	23.171	27.879	18.098	26.566	1'35.714	268,0	10:40'03.347
5	22.924	27.954	18.124	26.665	1'35.667	270,0	10:41'39.014
6	22.991	27.935	18.472	26.943	1'36.341	264,1	10:43'15.355
7	24.846	32.642	19.047	5'02.759	6'19.294P	272,0	10:49'34.649
8	34.242	28.292	18.340	26.787	1'47.661P		10:51'22.310
9	22.889	27.750	18.129	26.644	1'35.412	270,0	10:52'57.722
10	22.892	27.802	18.010	26.552	1'35.256	267,3	10:54'32.978
11	22.862	27.873	18.789	26.805	1'36.329	272,0	10:56'09.307

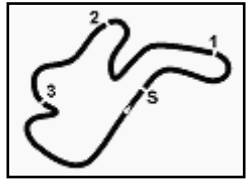
22° 9 G. HENDRA PRATAMA (1'35.426)							
Lap	Seg.1	Seg.2	Seg.3	Seg.4	Lap Time	km/h	Local Time
1							10:35'05.891
2	33.829	28.219	18.492	26.795	1'47.335P		10:36'53.226
3	23.035	28.004	18.349	26.918	1'36.306	268,0	10:38'29.532
4	22.944	27.957	18.242	26.669	1'35.812	272,0	10:40'05.344
5	23.241	28.192	18.857	1'40.272	2'50.562P	264,1	10:42'55.906
6	34.430	29.269	18.436	28.005	1'50.140P		10:44'46.046
7	22.936	27.697	18.207	26.586	1'35.426	268,0	10:46'21.472
8	22.834	27.814	18.339	26.666	1'35.653	268,0	10:47'57.125
9	22.793	27.745	18.284	26.722	1'35.544	267,3	10:49'32.669

23° 32 I. VIÑALES							
Lap	Seg.1	Seg.2	Seg.3	Seg.4	Lap Time	km/h	Local Time
1							10:35'34.974
2	43.913	29.218	18.369	28.811	2'00.311P		10:37'35.285

29/02/2020 P = Pits In/Out - C = Lap Time Cancelled

These data/results cannot be reproduced, stored and/or transmitted in whole or in part by any manner of electronic, mechanical, photocopying, recording, broadcasting or otherwise now known or herein after developed without the previous express consent by the copyright owner, except for reproduction in daily press and regular printed publications on sale to the public within 60 days of the event related to those data/results and always provided that copyright symbol appears together as follows below.

© DORNA WSBK ORGANIZATION Srl 2020



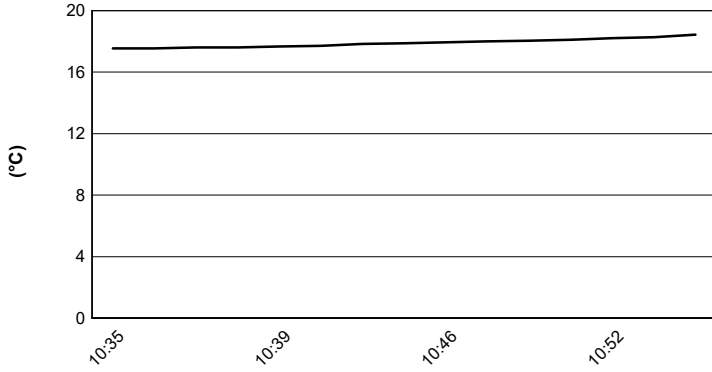
Phillip Island 4.445 m

Yamaha Finance Australian Round, 28 February - 1 March 2020

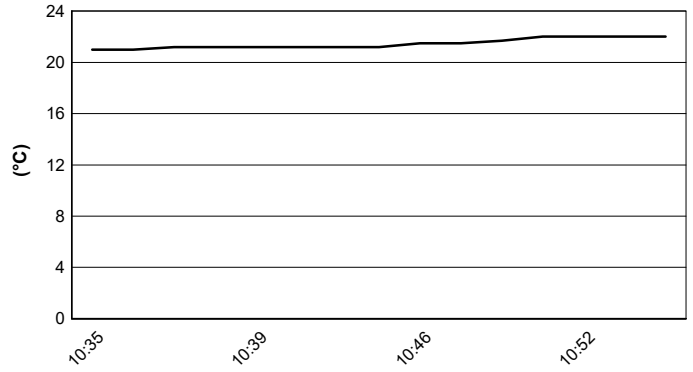
Weather Report Free Practice 3rd Session

Session started 10:35 - Session ended 10:56

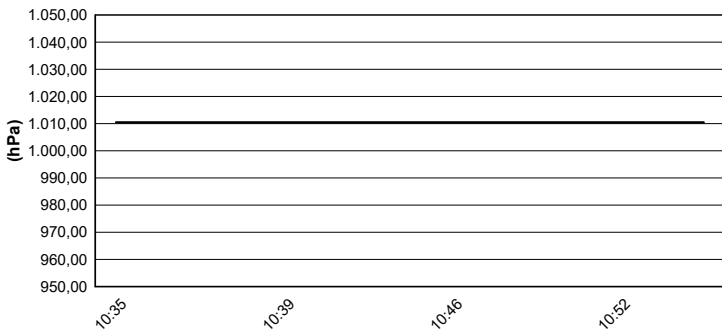
Air Temperature



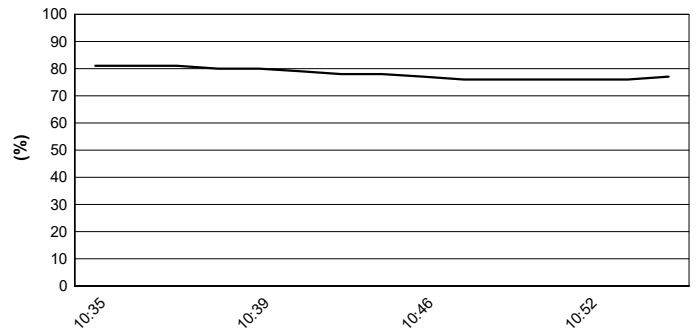
Track Temperature



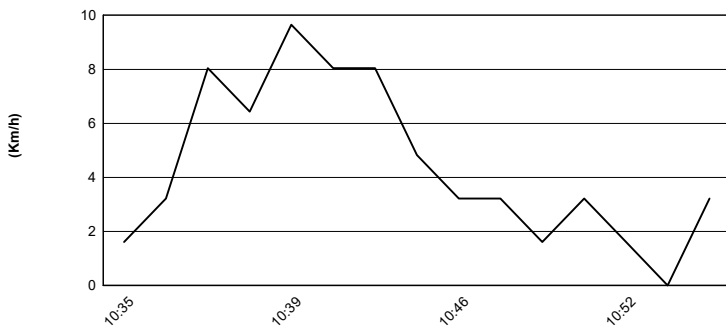
Air Pressure



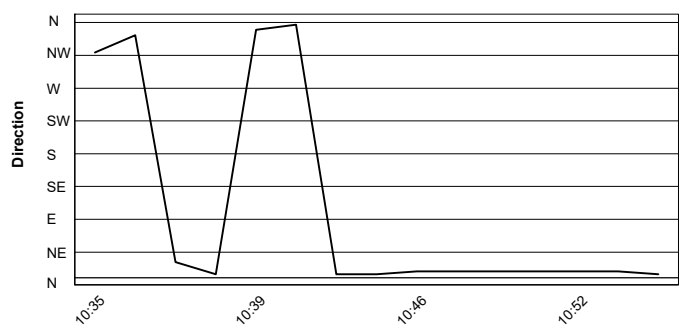
Humidity



Wind Speed



Wind Direction



29/02/2020

These data/results cannot be reproduced, stored and/or transmitted in whole or in part by any manner of electronic, mechanical, photocopying, recording, broadcasting or otherwise now known or herein after developed without the previous express consent by the copyright owner, except for reproduction in daily press and regular printed publications on sale to the public within 60 days of the event related to those data/results and always provided that copyright symbol appears together as follows below.

© DORNA WSBK ORGANIZATION Srl 2020