

Yamaha Finance Australian Round, 28 February - 1 March 2020

Results Tissot Superpole

No.	Rider	Nat	Team	Bike	Time	Gap	Rel.	Laps	Speed	
									Avg	Max
1	55 A. LOCATELLI	ITA	BARDAHL Evan Bros. WorldSSP Team	Yamaha YZF R6	1'32.176			10	173,603	276,9
2	1 R. KRUMMENACHER	SUI	MV Agusta Reparto Corse	MV Agusta F3 675	1'32.323	0.147	0.147	11	173,326	272,7
3	44 L. MAHIAS	FRA	Kawasaki Puccetti Racing	Kawasaki ZX-6R	1'32.617	0.441	0.294	11	172,776	272,0
4	16 J. CLUZEL	FRA	GMT94 Yamaha	Yamaha YZF R6	1'32.891	0.715	0.274	11	172,266	274,1
5	3 R. DE ROSA	ITA	MV Agusta Reparto Corse	MV Agusta F3 675	1'32.894	0.718	0.003	13	172,261	268,7
6	5 P. OETTL	GER	Kawasaki Puccetti Racing	Kawasaki ZX-6R	1'32.959	0.783	0.065	11	172,140	267,3
7	4 S. ODENDAAL	RSA	EAB Ten Kate Racing	Yamaha YZF R6	1'33.056	0.880	0.097	12	171,961	276,2
8	32 I. VIÑALES	ESP	Kallio Racing	Yamaha YZF R6	1'33.236	1.060	0.180	12	171,629	270,7
9	94 C. PEROLARI	FRA	GMT94 Yamaha	Yamaha YZF R6	1'33.387	1.211	0.151	11	171,351	269,3
10	22 F. FULIGNI	ITA	MV Agusta Reparto Corse	MV Agusta F3 675	1'33.433	1.257	0.046	12	171,267	266,7
11	61 C. ÖNCÜ	TUR	Turkish Racing Team	Kawasaki ZX-6R	1'33.507	1.331	0.074	11	171,132	272,0
12	38 H. SOOMER	EST	Kallio Racing	Yamaha YZF R6	1'33.554	1.378	0.047	12	171,046	277,6
13	81 M. GONZALEZ	ESP	Kawasaki ParkinGO Team	Kawasaki ZX-6R	1'33.682	1.506	0.128	10	170,812	276,2
14	99 D. WEBB	GBR	WRP Wepol Racing	Yamaha YZF R6	1'33.723	1.547	0.041	12	170,737	273,4
15	78 H. OKUBO	JPN	Dynavolt Honda	Honda CBR600RR	1'34.040	1.864	0.317	12	170,162	268,7
16	56 P. SEBESTYEN	HUN	OXXO Yamaha Team Toth	Yamaha YZF R6	1'34.282	2.106	0.242	11	169,725	272,7
17	71 C. BERGMAN	SWE	Wójcik Racing Team	Yamaha YZF R6	1'34.349	2.173	0.067	14	169,604	274,1
18	25 A. VERDOÏA	FRA	bLU cRU WorldSSP by MS Racing	Yamaha YZF R6	1'34.883	2.707	0.534	8	168,650	271,4
19	52 P. HOBELSBERGER	GER	Dynavolt Honda	Honda CBR600RR	1'35.023	2.847	0.140	13	168,401	267,3
20	68 O. BAYLISS	AUS	CUBE Racing	Yamaha YZF R6	1'35.108	2.932	0.085	12	168,251	269,3
21	74 J. VAN SIKKELERUS	NED	MPM Routz Racing Team	Yamaha YZF R6	1'35.219	3.043	0.111	12	168,055	264,1
22	84 L. CRESSON	BEL	OXXO Yamaha Team Toth	Yamaha YZF R6	1'35.397	3.221	0.178	12	167,741	272,0
23	9 G. HENDRA PRATAMA	INA	bLU cRU WorldSSP by MS Racing	Yamaha YZF R6	1'35.559	3.383	0.162	11	167,457	270,0

Qualifying Lap Time (107% of 1'32.176): 1'38.629

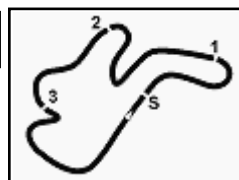
AIR	Humidity:	72%	Temp:	19°C
TRACK	Condition:	Dry	Temp:	26°C

Records	Pole	(QP2)	2013	S.Lowes	1'32.545	172,910	Km/h
	Race	(RC)	2018	S.Cortese	1'33.072	171,930	Km/h
	All Times	(QP1)	2013	S.Lowes	1'32.545	172,910	Km/h

Start 29/02/2020 13:00 End 13:26 The results are provisional until the end of the time limit for protests and appeals and the completion of the technical checks.

These data/results cannot be reproduced, stored and/or transmitted in whole or in part by any manner of electronic, mechanical, photocopying, recording, broadcasting or otherwise now known or herein after developed without the previous express consent by the copyright owner, except for reproduction in daily press and regular printed publications on sale to the public within 60 days of the event related to those data/results and always provided that copyright symbol appears together as follows below.

© DORNA WSBK ORGANIZATION Srl 2020



Yamaha Finance Australian Round, 28 February - 1 March 2020

Results Tissot Superpole

Session Highlights

Local Time	No. Rider	Description
13.00.00		Start
13.00.02		WorldSBK Works on bikes are allowed
13.04.50		New All Time Lap Record
13.06.00	94 C. PEROLARI	On Asphalt - Re-Joined - Turn 4
13.08.14	81 M. GONZALEZ	On Asphalt - Re-Joined - Turn 10
13.08.32	22 F. FULIGNI	On Asphalt - Re-Joined - Turn 4
13.14.07	44 L. MAHIAS	On Asphalt - Re-Joined - Turn 4
13.14.59	3 R. DE ROSA	On Asphalt - Re-Joined - Turn 4
13.16.24	32 I. VIÑALES	On Asphalt - Re-Joined - Turn 4
13.22.32	1 R. KRUMMENACHER	On Asphalt - Re-Joined - Turn 1
13.26.27		End Of Session

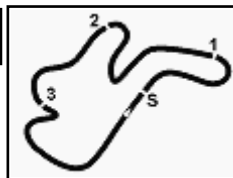
Fastest Laps Sequence

No.	Rider	Nat	Team	Bike	Local Time	Time	Gap	Avg
94	C. PEROLARI	FRA	GMT94 Yamaha	Yamaha YZF R6	13:03'23.651	1'33.787		170,621
5	P. OETTL	GER	Kawasaki Puccetti Racing	Kawasaki ZX-6R	13:03'51.866	1'33.545	-0.242	171,062
1	R. KRUMMENACHER	SUI	MV Agusta Reparto Corse	MV Agusta F3 675	13:04'04.306	1'32.893	-0.652	172,263
55	A. LOCATELLI	ITA	BARDAHL Evan Bros. WorldSSP Team	Yamaha YZF R6	13:04'39.690	1'32.440	-0.453	173,107
55	A. LOCATELLI	ITA	BARDAHL Evan Bros. WorldSSP Team	Yamaha YZF R6	13:17'31.463	1'32.340	-0.100	173,294
1	R. KRUMMENACHER	SUI	MV Agusta Reparto Corse	MV Agusta F3 675	13:22'12.492	1'32.323	-0.017	173,326
55	A. LOCATELLI	ITA	BARDAHL Evan Bros. WorldSSP Team	Yamaha YZF R6	13:25'39.391	1'32.176	-0.147	173,603

Start 13:00 End 13:26 The results are provisional until the end of the time limit for protests and appeals and the completion of the technical checks.

These data/results cannot be reproduced, stored and/or transmitted in whole or in part by any manner of electronic, mechanical, photocopying, recording, broadcasting or otherwise now known or herein after developed without the previous express consent by the copyright owner, except for reproduction in daily press and regular printed publications on sale to the public within 60 days of the event related to those data/results and always provided that copyright symbol appears together as follows below.

© DORNA WSBK ORGANIZATION Srl 2020



Yamaha Finance Australian Round, 28 February - 1 March 2020

Best Sectors & Speed Tissot Superpole

BEST LAP			
1	55 A. LOCATELLI	Yamaha YZF R6	1'32.176
2	1 R. KRUMMENACHER	MV Agusta F3 675	1'32.323
3	44 L. MAHIAS	Kawasaki ZX-6R	1'32.617
4	16 J. CLUZEL	Yamaha YZF R6	1'32.891
5	3 R. DE ROSA	MV Agusta F3 675	1'32.894
6	5 P. OETTL	Kawasaki ZX-6R	1'32.959
7	4 S. ODENDAAL	Yamaha YZF R6	1'33.056
8	32 I. VIÑALES	Yamaha YZF R6	1'33.236
9	94 C. PEROLARI	Yamaha YZF R6	1'33.387
10	22 F. FULIGNI	MV Agusta F3 675	1'33.433
11	61 C. ÖNCÜ	Kawasaki ZX-6R	1'33.507
12	38 H. SOOMER	Yamaha YZF R6	1'33.554
13	81 M. GONZALEZ	Kawasaki ZX-6R	1'33.682
14	99 D. WEBB	Yamaha YZF R6	1'33.723
15	78 H. OKUBO	Honda CBR600RR	1'34.040
16	56 P. SEBESTYEN	Yamaha YZF R6	1'34.282
17	71 C. BERGMAN	Yamaha YZF R6	1'34.349
18	25 A. VERDOÍA	Yamaha YZF R6	1'34.883
19	52 P. HOBELSBERGER	Honda CBR600RR	1'35.023
20	68 O. BAYLISS	Yamaha YZF R6	1'35.108
21	74 J. VAN SIKKELERUS	Yamaha YZF R6	1'35.219
22	84 L. CRESSON	Yamaha YZF R6	1'35.397
23	9 G. HENDRA PRATAMA	Yamaha YZF R6	1'35.559

SPEED			
1	38 H. SOOMER	Yamaha YZF R6	277.6
2	55 A. LOCATELLI	Yamaha YZF R6	276.9
3	4 S. ODENDAAL	Yamaha YZF R6	276.2
4	81 M. GONZALEZ	Kawasaki ZX-6R	276.2
5	16 J. CLUZEL	Yamaha YZF R6	274.1
6	71 C. BERGMAN	Yamaha YZF R6	274.1
7	99 D. WEBB	Yamaha YZF R6	273.4
8	56 P. SEBESTYEN	Yamaha YZF R6	272.7
9	1 R. KRUMMENACHER	MV Agusta F3 675	272.7
10	44 L. MAHIAS	Kawasaki ZX-6R	272.0
11	61 C. ÖNCÜ	Kawasaki ZX-6R	272.0
12	84 L. CRESSON	Yamaha YZF R6	272.0
13	25 A. VERDOÍA	Yamaha YZF R6	271.4
14	32 I. VIÑALES	Yamaha YZF R6	270.7
15	9 G. HENDRA PRATAMA	Yamaha YZF R6	270.0
16	68 O. BAYLISS	Yamaha YZF R6	269.3
17	94 C. PEROLARI	Yamaha YZF R6	269.3
18	3 R. DE ROSA	MV Agusta F3 675	268.7
19	78 H. OKUBO	Honda CBR600RR	268.7
20	52 P. HOBELSBERGER	Honda CBR600RR	267.3
21	5 P. OETTL	Kawasaki ZX-6R	267.3
22	22 F. FULIGNI	MV Agusta F3 675	266.7
23	74 J. VAN SIKKELERUS	Yamaha YZF R6	264.1

SEG. 1		
1	1 R. KRUMMENACHER	22.084
2	55 A. LOCATELLI	22.133
3	5 P. OETTL	22.158
4	61 C. ÖNCÜ	22.244
5	44 L. MAHIAS	22.257
6	16 J. CLUZEL	22.309
7	32 I. VIÑALES	22.313
8	3 R. DE ROSA	22.338
9	81 M. GONZALEZ	22.385
10	78 H. OKUBO	22.407
11	22 F. FULIGNI	22.443
12	94 C. PEROLARI	22.456
13	4 S. ODENDAAL	22.490
14	99 D. WEBB	22.507
15	38 H. SOOMER	22.523
16	56 P. SEBESTYEN	22.565
17	25 A. VERDOÍA	22.592
18	9 G. HENDRA PRATAMA	22.618
19	71 C. BERGMAN	22.654
20	52 P. HOBELSBERGER	22.692
21	74 J. VAN SIKKELERUS	22.726
22	68 O. BAYLISS	22.791
23	84 L. CRESSON	22.815

SEG. 2		
1	55 A. LOCATELLI	26.467
2	3 R. DE ROSA	26.651
3	44 L. MAHIAS	26.675
4	16 J. CLUZEL	26.728
5	1 R. KRUMMENACHER	26.730
6	32 I. VIÑALES	26.761
7	22 F. FULIGNI	26.778
8	94 C. PEROLARI	26.873
9	5 P. OETTL	26.879
10	4 S. ODENDAAL	26.890
11	38 H. SOOMER	26.925
12	78 H. OKUBO	26.930
13	81 M. GONZALEZ	27.005
14	61 C. ÖNCÜ	27.075
15	99 D. WEBB	27.178
16	68 O. BAYLISS	27.194
17	56 P. SEBESTYEN	27.247
18	71 C. BERGMAN	27.277
19	52 P. HOBELSBERGER	27.287
20	25 A. VERDOÍA	27.344
21	74 J. VAN SIKKELERUS	27.482
22	84 L. CRESSON	27.586
23	9 G. HENDRA PRATAMA	27.600

SEG. 3		
1	1 R. KRUMMENACHER	17.505
2	55 A. LOCATELLI	17.521
3	44 L. MAHIAS	17.600
4	4 S. ODENDAAL	17.702
5	3 R. DE ROSA	17.713
6	16 J. CLUZEL	17.737
7	32 I. VIÑALES	17.750
8	5 P. OETTL	17.756
9	94 C. PEROLARI	17.761
10	38 H. SOOMER	17.822
11	99 D. WEBB	17.853
12	56 P. SEBESTYEN	17.864
13	61 C. ÖNCÜ	17.883
14	81 M. GONZALEZ	17.890
15	22 F. FULIGNI	17.900
16	78 H. OKUBO	17.904
17	71 C. BERGMAN	18.011
18	52 P. HOBELSBERGER	18.013
19	25 A. VERDOÍA	18.069
20	68 O. BAYLISS	18.120
21	84 L. CRESSON	18.154
22	74 J. VAN SIKKELERUS	18.178
23	9 G. HENDRA PRATAMA	18.266

SEG. 4		
1	55 A. LOCATELLI	25.883
2	4 S. ODENDAAL	25.974
3	3 R. DE ROSA	26.003
4	1 R. KRUMMENACHER	26.004
5	44 L. MAHIAS	26.085
6	32 I. VIÑALES	26.115
7	16 J. CLUZEL	26.117
8	61 C. ÖNCÜ	26.140
9	22 F. FULIGNI	26.141
10	5 P. OETTL	26.166
11	99 D. WEBB	26.173
12	38 H. SOOMER	26.229
13	94 C. PEROLARI	26.244
14	81 M. GONZALEZ	26.344
15	78 H. OKUBO	26.358
16	56 P. SEBESTYEN	26.402
17	71 C. BERGMAN	26.407
18	25 A. VERDOÍA	26.462
19	74 J. VAN SIKKELERUS	26.466
20	84 L. CRESSON	26.470
21	68 O. BAYLISS	26.602
22	52 P. HOBELSBERGER	26.630
23	9 G. HENDRA PRATAMA	26.754

29/02/2020

These data/results cannot be reproduced, stored and/or transmitted in whole or in part by any manner of electronic, mechanical, photocopying, recording, broadcasting or otherwise now known or herein after developed without the previous express consent by the copyright owner, except for reproduction in daily press and regular printed publications on sale to the public within 60 days of the event related to those data/results and always provided that copyright symbol appears together as follows below.

© DORNA WSBK ORGANIZATION Srl 2020

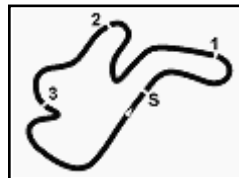
FICR PERUGIA TIMING



Official Tyre Supplier



Official Timekeeper



Phillip Island 4.445 m

Yamaha Finance Australian Round, 28 February - 1 March 2020

Ideal Times Tissot Superpole

No.	Rider	Nat	Bike	Seg. 1	Seg. 2	Seg. 3	Seg. 4	Ideal Time		
				Diff. 1	Diff. 2	Diff. 3	Diff. 4	Best Lap	Pos.	Diff.
1	55 A. LOCATELLI	ITA	Yamaha YZF R6	22.133 +0.039	26.467 +0.124	17.521	25.883 +0.009	1'32.004 1'32.176	1	0.172
2	1 R. KRUMMENACHER	SUI	MV Agusta F3 675	22.084	26.730	17.505	26.004	1'32.323 1'32.323	2	
3	44 L. MAHIAS	FRA	Kawasaki ZX-6R	22.257	26.675	17.600	26.085	1'32.617 1'32.617	3	
4	3 R. DE ROSA	ITA	MV Agusta F3 675	22.338 +0.078	26.651 +0.002	17.713 +0.109	26.003	1'32.705 1'32.894	5	0.189
5	16 J. CLUZEL	FRA	Yamaha YZF R6	22.309	26.728	17.737	26.117	1'32.891 1'32.891	4	
6	32 I. VIÑALES	ESP	Yamaha YZF R6	22.313 +0.140	26.761 +0.157	17.750	26.115	1'32.939 1'33.236	8	0.297
7	5 P. OETTL	GER	Kawasaki ZX-6R	22.158	26.879	17.756	26.166	1'32.959 1'32.959	6	
8	4 S. ODENDAAL	RSA	Yamaha YZF R6	22.490	26.890	17.702	25.974	1'33.056 1'33.056	7	
9	22 F. FULIGNI	ITA	MV Agusta F3 675	22.443 +0.051	26.778 +0.075	17.900 +0.045	26.141	1'33.262 1'33.433	10	0.171
10	94 C. PEROLARI	FRA	Yamaha YZF R6	22.456 +0.011	26.873	17.761 +0.042	26.244	1'33.334 1'33.387	9	0.053
11	61 C. ÖNCÜ	TUR	Kawasaki ZX-6R	22.244 +0.064	27.075 +0.101	17.883	26.140	1'33.342 1'33.507	11	0.165
12	38 H. SOOMER	EST	Yamaha YZF R6	22.523	26.925 +0.029	17.822 +0.026	26.229	1'33.499 1'33.554	12	0.055
13	78 H. OKUBO	JPN	Honda CBR600RR	22.407	26.930 +0.282	17.904 +0.066	26.358 +0.093	1'33.599 1'34.040	15	0.441
14	81 M. GONZALEZ	ESP	Kawasaki ZX-6R	22.385	27.005	17.890 +0.056	26.344 +0.002	1'33.624 1'33.682	13	0.058
15	99 D. WEBB	GBR	Yamaha YZF R6	22.507 +0.012	27.178	17.853	26.173	1'33.711 1'33.723	14	0.012
16	56 P. SEBESTYEN	HUN	Yamaha YZF R6	22.565 +0.039	27.247	17.864 +0.081	26.402 +0.084	1'34.078 1'34.282	16	0.204
17	71 C. BERGMAN	SWE	Yamaha YZF R6	22.654	27.277	18.011	26.407	1'34.349 1'34.349	17	
18	25 A. VERDOÑA	FRA	Yamaha YZF R6	22.592 +0.095	27.344	18.069	26.462 +0.321	1'34.467 1'34.883	18	0.416
19	52 P. HOBELSBERGER	GER	Honda CBR600RR	22.692 +0.130	27.287	18.013 +0.271	26.630	1'34.622 1'35.023	19	0.401
20	68 O. BAYLISS	AUS	Yamaha YZF R6	22.791 +0.212	27.194	18.120	26.602 +0.189	1'34.707 1'35.108	20	0.401
21	74 J. VAN SIKKELERUS	NED	Yamaha YZF R6	22.726 +0.269	27.482	18.178 +0.035	26.466 +0.063	1'34.852 1'35.219	21	0.367
22	84 L. CRESSON	BEL	Yamaha YZF R6	22.815	27.586 +0.027	18.154	26.470 +0.345	1'35.025 1'35.397	22	0.372
23	9 G. HENDRA PRATAMA	INA	Yamaha YZF R6	22.618 +0.120	27.600 +0.137	18.266	26.754 +0.064	1'35.238 1'35.559	23	0.321
Overall Ideal Time				22.084	26.467	17.505	25.883	1'31.939		

29/02/2020

These data/results cannot be reproduced, stored and/or transmitted in whole or in part by any manner of electronic, mechanical, photocopying, recording, broadcasting or otherwise now known or herein after developed without the previous express consent by the copyright owner, except for reproduction in daily press and regular printed publications on sale to the public within 60 days of the event related to those data/results and always provided that copyright symbol appears together as follows below.

© DORNA WSBK ORGANIZATION Srl 2020

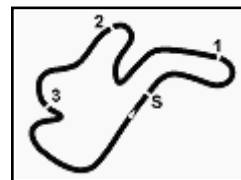
FICR PERUGIA TIMING



Official Tyre Supplier



Official Timekeeper



Phillip Island 4.445 m

Yamaha Finance Australian Round, 28 February - 1 March 2020
Chronological Analysis Tissot Superpole

1 / 3

1° 55 A. LOCATELLI (1'32.176)

Lap	Seg.1	Seg.2	Seg.3	Seg.4	Lap Time	km/h	Local Time
1							13:01'17.452
2	34.700	31.065	17.945	26.088	1'49.798P		13:03'07.250
3	22.209	26.591	17.734	25.906	1'32.440	271,4	13:04'39.690
4	22.506	27.489	18.103	6'40.971	7'49.069P	269,3	13:12'28.759
5	35.617	30.062	19.018	26.291	1'50.988P		13:14'19.747
6	22.133	30.090	20.078	27.075	1'39.376	270,7	13:15'59.123
7	22.370	26.467	17.620	25.883	1'32.340	269,3	13:17'31.463
8	22.370	26.663	17.894	1'26.766	2'33.693P	268,7	13:20'05.156
9	39.383	32.656	18.872	32.444	2'03.355P		13:22'08.511
10	22.415	40.832	20.464	34.993	1'58.704	276,9	13:24'07.215
11	22.172	26.591	17.521	25.892	1'32.176	269,3	13:25'39.391

2	57.395	31.951	21.311	30.390	2'21.047P		13:02'31.360
3	22.574	27.103	17.903	26.201	1'33.781	262,1	13:04'05.141
4	22.711	26.651	17.713	26.262	1'33.337	265,4	13:05'38.478
5	22.587	26.844	17.784	26.178	1'33.393	268,0	13:07'11.871
6	22.572	26.856	17.925	26.558	1'33.911	263,4	13:08'45.782
7	24.373	28.352	18.471	3'52.406	5'03.602P	255,9	13:13'49.384
8	37.608	30.296	17.892	26.170	1'51.966P		13:15'41.350
9	22.387	26.793	17.752	26.014	1'32.946	264,7	13:17'14.296
10	22.476	26.774	18.883	29.173	1'37.306	264,7	13:18'51.602
11	22.338	26.811	17.842	26.276	1'33.267	267,3	13:20'24.869
12	22.593	30.257	18.634	31.477	1'42.961	268,7	13:22'07.830
13	22.416	26.653	17.822	26.003	1'32.894	265,4	13:23'40.724
14	22.415	26.779	17.713	28.303	1'35.210	267,3	13:25'15.934

2° 1 R. KRUMMENACHER (1'32.323)

Lap	Seg.1	Seg.2	Seg.3	Seg.4	Lap Time	km/h	Local Time
1							13:00'34.841
2	37.749	29.253	18.626	30.944	1'56.572P		13:02'31.413
3	22.239	26.921	17.597	26.136	1'32.893	270,7	13:04'04.306
4	22.366	26.838	17.676	26.562	1'33.442	268,0	13:05'37.748
5	24.101	27.815	18.180	5'14.672	6'24.768P	266,7	13:12'02.516
6	37.144	28.194	18.395	28.531	1'52.264P		13:13'54.780
7	22.199	26.795	17.592	26.110	1'32.696	270,0	13:15'27.476
8	22.502	29.742	18.032	2'11.596	3'21.872P	268,7	13:18'49.348
9	35.775	27.948	18.132	28.966	1'50.821P		13:20'40.169
10	22.084	26.730	17.505	26.004	1'32.323	270,0	13:22'12.492
11	35.454	30.463	17.905	31.473	1'55.295	272,7	13:24'07.787
12	22.256	26.873	17.623	27.126	1'33.878	272,0	13:25'41.665

6° 5 P. OETTL (1'32.959)

Lap	Seg.1	Seg.2	Seg.3	Seg.4	Lap Time	km/h	Local Time
1							13:00'13.232
2	43.335	31.045	19.415	31.294	2'05.089P		13:02'18.321
3	22.379	27.114	17.835	26.217	1'33.545	264,7	13:03'51.866
4	22.368	27.205	17.795	26.261	1'33.629	265,4	13:05'25.495
5	22.474	27.208	17.829	26.471	1'33.982	267,3	13:06'59.477
6	23.535	28.212	18.396	4'09.643	5'19.786P	264,1	13:12'19.263
7	35.369	27.566	18.070	26.217	1'47.222P		13:14'06.485
8	22.158	26.879	17.756	26.166	1'32.959	266,7	13:15'39.444
9	22.281	29.507	18.491	3'10.117	4'20.396P	266,7	13:19'59.840
10	44.087	35.449	19.402	27.323	2'06.261P		13:22'06.101
11	22.274	27.173	17.798	26.388	1'33.633	264,7	13:23'39.734
12	22.306	27.177	17.979	26.734	1'34.196	265,4	13:25'13.930

3° 44 L. MAHIAS (1'32.617)

Lap	Seg.1	Seg.2	Seg.3	Seg.4	Lap Time	km/h	Local Time
1							13:00'55.916
2	35.760	27.690	18.201	26.786	1'48.437P		13:02'44.353
3	22.477	27.071	17.794	26.444	1'33.786	264,7	13:04'18.139
4	22.582	27.174	17.917	26.430	1'34.103	266,7	13:05'52.242
5	22.723	27.364	17.865	26.456	1'34.408	265,4	13:07'26.650
6	26.562	29.366	21.162	4'04.180	5'21.270P	263,4	13:12'47.920
7	51.967	50.285	21.411	30.033	2'33.696P		13:15'21.616
8	22.965	28.597	18.160	2'18.961	3'28.683P	266,0	13:18'50.299
9	34.957	28.357	17.972	28.973	1'50.259P		13:20'40.558
10	22.257	26.675	17.600	26.085	1'32.617	270,0	13:22'13.175
11	26.478	28.542	18.532	54.110	2'07.662P	272,0	13:24'20.837
12	32.556	30.606	18.329	26.878	1'48.369P		13:26'09.206

7° 4 S. ODENDAAL (1'33.056)

Lap	Seg.1	Seg.2	Seg.3	Seg.4	Lap Time	km/h	Local Time
1							13:00'35.911
2	37.821	29.076	18.595	31.381	1'56.873P		13:02'32.784
3	22.672	26.939	17.838	26.069	1'33.518	266,0	13:04'06.302
4	22.510	27.784	18.365	26.756	1'35.415	268,0	13:05'41.717
5	22.665	27.144	18.017	26.208	1'34.034	267,3	13:07'15.751
6	24.992	29.437	18.759	5'13.180	6'26.368P	258,4	13:13'42.119
7	40.729	28.117	18.028	26.385	1'53.259P		13:15'35.378
8	22.490	26.890	17.702	25.974	1'33.056	262,1	13:17'08.434
9	23.518	32.152	19.217	28.438	1'43.325	269,3	13:18'51.759
10	22.786	27.001	17.816	26.122	1'33.725	270,7	13:20'25.484
11	22.993	31.603	19.286	29.582	1'43.464	271,4	13:22'08.948
12	22.699	28.809	19.357	26.682	1'37.547	276,2	13:23'46.495
13	22.536	27.204	18.195	26.522	1'34.457	270,0	13:25'20.952

4° 16 J. CLUZEL (1'32.891)

Lap	Seg.1	Seg.2	Seg.3	Seg.4	Lap Time	km/h	Local Time
1							13:00'06.805
2	46.669	38.251	18.705	33.343	2'16.968P		13:02'23.773
3	22.609	27.151	17.954	26.426	1'34.140	264,1	13:03'57.913
4	22.583	27.000	17.834	26.336	1'33.753	266,0	13:05'31.666
5	22.870	27.436	18.353	2'41.831	3'50.490P	268,0	13:09'22.156
6	34.224	28.891	18.511	26.505	1'48.131P		13:11'10.287
7	22.475	26.841	17.864	26.233	1'33.413	265,4	13:12'43.700
8	22.611	27.128	18.040	4'59.295	6'07.074P	266,0	13:18'50.774
9	35.077	28.425	18.532	30.570	1'52.604P		13:20'43.378
10	22.309	26.728	17.737	26.117	1'32.891	270,0	13:22'16.269
11	22.611	27.328	17.844	26.249	1'34.032	274,1	13:23'50.301
12	22.440	27.361	17.981	26.378	1'34.160	272,7	13:25'24.461

8° 32 I. VIÑALES (1'33.236)

Lap	Seg.1	Seg.2	Seg.3	Seg.4	Lap Time	km/h	Local Time
1							13:00'10.472
2	48.176	44.868	18.719	31.311	2'23.074P		13:02'33.546
3	22.522	27.024	17.984	26.203	1'33.733	269,3	13:04'07.279
4	22.584	26.980	18.466	27.276	1'35.306	270,7	13:05'42.585
5	22.571	27.012	17.964	26.491	1'34.038	269,3	13:07'16.623
6	23.486	28.791	18.650	3'42.154	4'53.081P	266,0	13:12'09.704
7	33.123	27.253	18.162	27.914	1'46.452P		13:13'56.156
8	22.453	26.918	17.750	26.115	1'33.236	269,3	13:15'29.392
9	22.313	33.971	18.189	26.738	1'41.211	269,3	13:17'10.603
10	22.968	30.800	18.157	1'36.330	2'48.255P	266,0	13:19'58.858
11	43.592	35.473	18.561	31.789	2'09.415P		13:22'08.273
12	22.430	26.761	17.888	26.186	1'33.265	266,7	13:23'41.538
13	22.435	26.949	18.033	26.370	1'33.787	269,3	13:25'15.325

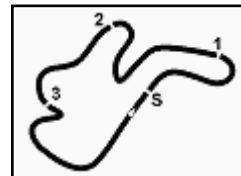
5° 3 R. DE ROSA (1'32.894)

Lap	Seg.1	Seg.2	Seg.3	Seg.4	Lap Time	km/h	Local Time
1							13:00'10.313

29/02/2020 P = Pits In/Out - C = Lap Time Cancelled

These data/results cannot be reproduced, stored and/or transmitted in whole or in part by any manner of electronic, mechanical, photocopying, recording, broadcasting or otherwise now known or herein after developed without the previous express consent by the copyright owner, except for reproduction in daily press and regular printed publications on sale to the public within 60 days of the event related to those data/results and always provided that copyright symbol appears together as follows below.

© DOR



Yamaha Finance Australian Round, 28 February - 1 March 2020

Chronological Analysis Tissot Superpole

Phillip Island 4.445 m

2 / 3

9° 94 C. PEROLARI (1'33.387)								13° 81 M. GONZALEZ (1'33.682)							
Lap	Seg.1	Seg.2	Seg.3	Seg.4	Lap Time	km/h	Local Time	Lap	Seg.1	Seg.2	Seg.3	Seg.4	Lap Time	km/h	Local Time
1							13:00'02.205	1							13:00'08.882
2	34.897	27.858	18.381	26.523	1'47.659P		13:01'49.864	2	36.331	27.997	19.172	29.791	1'53.291P		13:02'02.173
3	22.669	26.915	17.913	26.290	1'33.787	266,0	13:03'23.651	3	22.923	27.382	18.230	30.410	1'38.945	274,1	13:03'41.118
4	22.691	26.927	17.925	26.375	1'33.918	267,3	13:04'57.569	4	22.477	27.187	17.973	26.344	1'33.981	272,7	13:05'15.099
5	23.301	32.025	18.631	1'27.562	2'41.519P	266,7	13:07'39.088	5	22.485	27.263	18.101	26.614	1'34.463	272,0	13:06'49.562
6	38.641	27.660	18.075	26.356	1'50.732P		13:09'29.820	6	22.446	27.471	18.682	7'10.742	8'19.341P	271,4	13:15'08.903
7	22.456	26.878	17.761	26.328	1'33.423	266,7	13:11'03.243	7	35.719	30.354	19.696	31.103	1'56.872P		13:17'05.775
8	23.126	27.806	18.416	5'51.114	7'00.462P	267,3	13:18'03.705	8	22.480	27.018	17.890	26.492	1'33.880	269,3	13:18'39.655
9	35.695	27.377	17.981	26.350	1'47.403P		13:19'51.108	9	22.592	28.718	18.361	2'26.035	3'35.706P	268,7	13:22'15.361
10	22.467	26.873	17.803	26.244	1'33.387	268,0	13:21'24.495	10	33.690	28.228	18.092	32.620	1'52.630P		13:24'07.991
11	25.094	29.355	18.481	27.121	1'40.051	269,3	13:23'04.546	11	22.385	27.005	17.946	26.346	1'33.682	276,2	13:25'41.673
12	22.621	27.353	18.163	26.551	1'34.688	267,3	13:24'39.234								

10° 22 F. FULIGNI (1'33.433)								14° 99 D. WEBB (1'33.723)							
Lap	Seg.1	Seg.2	Seg.3	Seg.4	Lap Time	km/h	Local Time	Lap	Seg.1	Seg.2	Seg.3	Seg.4	Lap Time	km/h	Local Time
1							13:01'01.860	1							13:00'01.752
2	36.023	28.838	18.541	26.987	1'50.389P		13:02'52.249	2	36.070	28.504	18.182	26.401	1'49.157P		13:01'50.909
3	23.038	27.403	18.209	26.606	1'35.256	261,5	13:04'27.505	3	22.607	27.343	17.924	26.418	1'34.292	273,4	13:03'25.201
4	22.782	27.010	17.984	26.321	1'34.097	262,8	13:06'01.602	4	22.568	27.431	18.014	26.418	1'34.431	271,4	13:04'59.632
5	22.816	27.166	18.219	26.352	1'34.553	264,1	13:07'36.155	5	22.681	27.489	18.234	26.743	1'35.147	268,7	13:06'34.779
6	22.621	35.609	18.202	5'54.058	7'10.490P	262,8	13:14'46.645	6	23.854	30.026	18.704	3'48.105	5'00.689P	266,0	13:11'35.468
7	36.760	27.536	18.345	26.691	1'49.332P		13:16'35.977	7	1'02.741	30.353	18.436	27.695	2'19.225P		13:13'54.693
8	22.599	26.896	17.900	26.252	1'33.647	262,1	13:18'09.624	8	22.815	27.377	17.857	26.213	1'34.262	264,1	13:15'28.955
9	22.494	26.853	17.945	26.141	1'33.433	263,4	13:19'43.057	9	22.507	27.555	18.112	1'38.374	2'46.548P	271,4	13:18'15.503
10	22.528	26.778	18.064	27.974	1'35.344	262,8	13:21'18.401	10	1'09.479	28.447	18.080	28.618	2'24.624P		13:20'40.127
11	22.443	26.794	18.047	26.293	1'33.577	266,7	13:22'51.978	11	22.519	27.178	17.853	26.173	1'33.723	264,1	13:22'13.850
12	22.609	26.920	18.086	26.359	1'33.974	262,1	13:24'25.952	12	22.585	28.313	18.136	26.636	1'35.670	272,0	13:23'49.520
13	22.604	26.906	17.906	26.605	1'34.021	263,4	13:25'59.973	13	22.660	27.778	18.076	26.721	1'35.235	272,0	13:25'24.755

11° 61 C. ÖNCÜ (1'33.507)								15° 78 H. OKUBO (1'34.040)							
Lap	Seg.1	Seg.2	Seg.3	Seg.4	Lap Time	km/h	Local Time	Lap	Seg.1	Seg.2	Seg.3	Seg.4	Lap Time	km/h	Local Time
1							13:00'20.891	1							13:00'05.190
2	47.196	34.146	18.492	31.008	2'10.842P		13:02'31.733	2	36.967	39.179	26.271	32.375	2'14.792P		13:02'19.982
3	22.308	27.176	17.883	26.140	1'33.507	271,4	13:04'05.240	3	22.576	27.296	18.081	26.510	1'34.463	264,1	13:03'54.445
4	22.837	28.051	18.117	26.526	1'35.531	270,7	13:05'40.771	4	22.727	27.291	18.066	26.703	1'34.787	264,7	13:05'29.232
5	22.805	27.571	18.418	5'14.325	6'23.119P	266,0	13:12'03.890	5	26.147	28.420	18.605	4'00.074	5'13.246P	262,8	13:10'42.478
6	35.979	28.335	18.614	28.223	1'51.151P		13:13'55.041	6	36.927	38.380	20.095	26.358	2'01.760P		13:12'44.238
7	22.244	27.075	17.933	26.320	1'33.572	272,0	13:15'28.613	7	22.474	27.083	17.904	26.637	1'34.098	266,0	13:14'18.336
8	22.560	28.776	18.168	2'12.521	3'22.025P	266,7	13:18'50.638	8	23.051	31.229	19.151	28.065	1'41.496	261,5	13:15'59.832
9	34.891	28.310	18.041	28.711	1'49.953P		13:20'40.591	9	22.500	26.930	18.923	1'35.053	2'43.406P	265,4	13:18'43.238
10	22.422	27.103	17.918	26.355	1'33.798	264,1	13:22'14.389	10	42.211	28.992	18.503	29.020	1'58.726P		13:20'41.964
11	22.452	27.490	18.145	26.606	1'34.693	271,4	13:23'49.082	11	22.426	27.134	17.933	26.561	1'34.054	268,0	13:22'16.018
12	22.640	27.801	18.143	26.811	1'35.395	268,7	13:25'24.477	12	22.528	33.404	20.076	37.316	1'53.324	268,0	13:24'09.342
								13	22.407	27.212	17.970	26.451	1'34.040	268,7	13:25'43.382

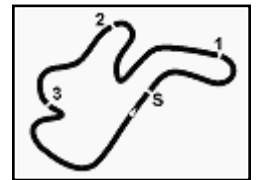
12° 38 H. SOOMER (1'33.554)								16° 56 P. SEBASTYEN (1'34.282)							
Lap	Seg.1	Seg.2	Seg.3	Seg.4	Lap Time	km/h	Local Time	Lap	Seg.1	Seg.2	Seg.3	Seg.4	Lap Time	km/h	Local Time
1							13:00'02.874	1							13:00'04.705
2	35.197	27.915	18.025	26.476	1'47.613P		13:01'50.487	2	43.021	32.570	19.031	27.189	2'01.811P		13:02'06.516
3	22.695	27.342	17.913	26.374	1'34.324	266,0	13:03'24.811	3	22.783	27.659	18.164	26.486	1'35.092	263,4	13:03'41.608
4	22.710	27.093	17.911	26.372	1'34.086	266,7	13:04'58.897	4	22.682	27.402	17.864	26.410	1'34.358	268,0	13:05'15.966
5	22.726	27.048	17.951	26.337	1'34.062	266,7	13:06'32.959	5	22.604	27.247	17.945	26.486	1'34.282	272,7	13:06'50.248
6	23.454	34.854	18.728	30.357	1'47.393	264,1	13:08'20.352	6	22.717	27.451	18.191	7'19.511	8'27.870P	267,3	13:15'18.118
7	23.007	28.420	18.941	6'13.485	7'23.853P	262,8	13:15'44.205	7	35.180	32.662	18.217	26.764	1'52.823P		13:17'10.941
8	40.960	33.458	19.322	26.589	2'00.329P		13:17'44.534	8	22.715	31.532	18.400	26.912	1'39.559	268,7	13:18'50.500
9	22.653	27.193	18.031	26.295	1'34.172	262,1	13:19'18.706	9	22.581	27.329	17.980	26.529	1'34.419	265,4	13:20'24.919
10	22.614	27.121	17.822	26.234	1'33.791	265,4	13:20'52.497	10	22.786	32.590	20.086	29.023	1'44.485	264,7	13:22'09.404
11	22.602	26.987	17.910	26.339	1'33.838	264,7	13:22'26.335	11	22.565	27.354	17.997	26.402	1'34.318	270,0	13:23'43.722
12	22.706	26.925	17.928	34.298	1'41.857	266,7	13:24'08.192	12	22.594	27.281	17.917	26.536	1'34.328	267,3	13:25'18.050
13	22.523	26.954	17.848	26.229	1'33.554	277,6	13:25'41.746								

29/02/2020

P = Pits In/Out - C = Lap Time Cancelled

These data/results cannot be reproduced, stored and/or transmitted in whole or in part by any manner of electronic, mechanical, photocopying, recording, broadcasting or otherwise now known or herein after developed without the previous express consent by the copyright owner, except for reproduction in daily press and regular printed publications on sale to the public within 60 days of the event related to those data/results and always provided that copyright symbol appears together as follows below.

© DORNA WSBK ORGANIZATION Srl 2020



Yamaha Finance Australian Round, 28 February - 1 March 2020

Chronological Analysis Tissot Superpole

17° 71 C. BERGMAN (1'34.349)								21° 74 J. VAN SIKKELERUS (1'35.219)							
Lap	Seg.1	Seg.2	Seg.3	Seg.4	Lap Time	km/h	Local Time	Lap	Seg.1	Seg.2	Seg.3	Seg.4	Lap Time	km/h	Local Time
1							13:00'09.666	1							13:00'03.433
2	36.667	28.528	18.734	28.467	1'52.396P		13:02'02.062	2	35.190	28.421	18.647	28.126	1'50.384P	259,0	13:01'53.817
3	22.889	27.397	18.139	26.874	1'35.299	261,5	13:03'37.361	3	23.102	27.753	18.302	26.762	1'35.919	260,2	13:03'29.736
4	22.898	27.529	18.069	26.698	1'35.194	261,5	13:05'12.555	4	22.953	27.788	18.244	26.790	1'35.775	258,4	13:05'05.511
5	22.707	27.674	18.178	26.941	1'35.500	266,7	13:06'48.055	5	23.108	27.772	18.384	27.093	1'36.357	255,9	13:06'41.868
6	23.306	27.973	18.485	2'22.466	3'32.230P	259,6	13:10'20.285	6	23.615	28.497	18.753	5'44.062	6'54.927P	262,1	13:13'36.795
7	35.222	28.787	18.900	27.580	1'50.489P		13:12'10.774	7	37.538	32.062	18.220	26.466	1'54.286P	261,1	13:15'31.081
8	22.829	27.279	18.047	26.874	1'35.029	260,9	13:13'45.803	8	23.133	28.172	18.308	26.835	1'36.448	262,1	13:17'07.529
9	22.845	27.356	18.086	26.836	1'35.123	261,5	13:15'20.926	9	22.995	27.482	18.213	26.529	1'35.219	261,1	13:18'42.748
10	25.378	28.262	18.390	34.552	1'46.582	260,2	13:17'07.508	10	22.742	27.848	18.178	26.684	1'35.452	261,1	13:20'18.200
11	22.836	27.288	18.116	26.736	1'34.976	259,0	13:18'42.484	11	23.182	27.654	18.212	26.840	1'35.888	261,1	13:21'54.088
12	22.779	30.647	21.006	27.970	1'42.402	264,1	13:20'24.886	12	23.019	30.028	28.711	26.912	1'48.670	261,1	13:23'42.758
13	23.222	28.518	21.676	32.641	1'46.057	260,2	13:22'10.943	13	22.726	27.742	18.198	26.667	1'35.333	261,1	13:25'18.091
14	22.654	27.277	18.011	26.401	1'34.349	266,7	13:23'45.292								
15	24.941	28.039	19.542	27.763	1'40.285	274,1	13:25'25.577								

18° 25 A. VERDOÍA (1'34.883)								22° 84 L. CRESSON (1'35.397)							
Lap	Seg.1	Seg.2	Seg.3	Seg.4	Lap Time	km/h	Local Time	Lap	Seg.1	Seg.2	Seg.3	Seg.4	Lap Time	km/h	Local Time
1							13:00'09.458	1							12:59'56.601
2	35.986	27.885	19.275	29.751	1'52.897P		13:02'02.355	2	41.266	28.969	18.356	26.470	1'55.061P	268,0	13:01'51.662
3	22.877	27.478	18.144	26.462	1'34.961	271,4	13:03'37.316	3	22.937	27.586	18.321	26.848	1'35.692	264,7	13:03'27.354
4	22.687	27.344	18.069	26.783	1'34.883	268,0	13:05'12.199	4	22.966	27.779	18.267	26.956	1'35.968	263,4	13:05'03.322
5	23.588	28.424	18.455	8'52.579	10'03.046P	265,4	13:15'15.245	5	25.712	30.858	21.888	26.993	1'45.451	261,1	13:06'48.773
6	34.461	28.390	18.366	27.316	1'48.533P		13:17'03.778	6	23.081	27.885	18.552	29.045	1'38.563	261,1	13:08'27.336
7	22.790	27.377	18.321	28.130	1'36.618	262,8	13:18'40.396	7	23.135	27.876	18.248	27.152	1'36.411	261,1	13:10'03.747
8	22.592	27.478	18.300	26.681	1'35.051	266,0	13:20'15.447	8	23.898	28.015	18.510	5'45.269	6'55.692P	259,6	13:16'59.439
9	22.965	31.651	18.923	59.907	2'13.446P	264,7	13:22'28.893	9	35.438	28.050	18.160	27.421	1'49.069P	264,7	13:18'48.508
								10	22.815	27.613	18.154	26.815	1'35.397	265,4	13:20'23.905
								11	24.140	30.589	18.661	31.440	1'44.830	265,4	13:22'08.735
								12	22.829	28.038	18.266	27.005	1'36.138	272,0	13:23'44.873
								13	23.089	28.430	18.285	26.953	1'36.757	266,7	13:25'21.630

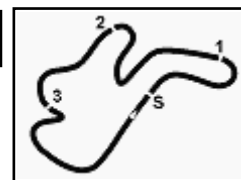
19° 52 P. HOBELSBERGER (1'35.023)								23° 9 G. HENDRA PRATAMA (1'35.559)							
Lap	Seg.1	Seg.2	Seg.3	Seg.4	Lap Time	km/h	Local Time	Lap	Seg.1	Seg.2	Seg.3	Seg.4	Lap Time	km/h	Local Time
1							13:00'01.667	1							13:00'11.124
2	35.999	29.014	18.219	26.704	1'49.936P		13:01'51.603	2	35.524	28.950	18.662	29.052	1'52.188P	267,3	13:02'03.312
3	22.732	27.528	18.013	26.757	1'35.030	267,3	13:03'26.633	3	22.738	27.737	18.266	26.818	1'35.559	264,7	13:03'38.871
4	22.692	27.456	18.131	26.787	1'35.066	264,7	13:05'01.699	4	22.962	27.670	18.488	27.043	1'36.163	262,8	13:05'15.034
5	22.804	27.385	18.111	26.834	1'35.134	265,4	13:06'36.833	5	22.893	27.600	18.566	28.020	1'37.079	266,0	13:06'52.113
6	22.816	27.593	18.272	26.888	1'35.569	264,1	13:08'12.402	6	22.812	27.833	19.042	7'17.702	8'27.389P	266,0	13:15'19.502
7	22.842	27.481	18.213	26.910	1'35.446	261,5	13:09'47.848	7	34.806	28.743	18.662	29.790	1'52.001P	262,1	13:17'11.503
8	22.879	27.607	18.253	27.138	1'35.877	260,9	13:11'23.725	8	22.618	27.602	18.439	27.114	1'35.773	262,1	13:18'47.276
9	22.981	27.584	18.235	3'01.525	4'10.325P	260,9	13:15'34.050	9	23.121	27.682	18.460	27.114	1'36.377	261,5	13:20'23.653
10	36.633	28.545	18.463	26.759	1'50.400P		13:17'24.450	10	23.140	31.430	19.098	32.078	1'45.746	261,5	13:22'09.399
11	22.822	27.287	18.284	26.630	1'35.023	260,9	13:18'59.473	11	22.901	27.632	18.384	26.754	1'35.671	259,6	13:23'45.070
12	22.840	27.549	18.253	26.799	1'35.441	262,8	13:20'34.914	12	23.098	27.760	18.510	27.114	1'36.482	270,0	13:25'21.552
13	22.855	27.545	18.287	1'42.056	2'50.743P	260,9	13:23'25.657								
14	34.923	28.140	18.330	26.872	1'48.265P		13:25'13.922								

20° 68 O. BAYLISS (1'35.108)							
Lap	Seg.1	Seg.2	Seg.3	Seg.4	Lap Time	km/h	Local Time
1							13:00'04.056
2	35.948	31.101	21.775	28.445	1'57.269P		13:02'01.325
3	25.306	28.174	18.408	27.113	1'39.001	259,6	13:03'40.326
4	22.927	27.762	18.135	26.602	1'35.426	266,7	13:05'15.752
5	22.948	27.441	18.122	27.053	1'35.564	269,3	13:06'51.316
6	22.810	27.472	18.180	26.941	1'35.403	268,0	13:08'26.719
7	24.362	29.471	19.023	5'32.884	6'45.740P	261,5	13:15'12.459
8	36.514	29.880	19.421	1'04.676	2'30.491P		13:17'42.950
9	34.258	30.791	19.417	26.901	1'51.367P		13:19'34.317
10	22.901	35.963	18.243	26.867	1'43.974	262,1	13:21'18.291
11	23.003	27.194	18.120	26.791	1'35.108	261,5	13:22'53.399
12	22.791	27.513	18.259	26.864	1'35.427	266,0	13:24'28.826
13	23.415	31.602	18.348	26.979	1'40.344	264,1	13:26'09.170

29/02/2020 P = Pits In/Out - C = Lap Time Cancelled

These data/results cannot be reproduced, stored and/or transmitted in whole or in part by any manner of electronic, mechanical, photocopying, recording, broadcasting or otherwise now known or herein after developed without the previous express consent by the copyright owner, except for reproduction in daily press and regular printed publications on sale to the public within 60 days of the event related to those data/results and always provided that copyright symbol appears together as follows below.

© DORNA WSBK ORGANIZATION Srl 2020



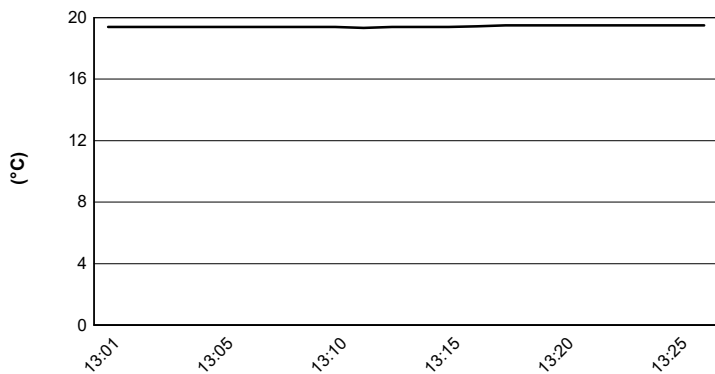
Phillip Island 4.445 m

Yamaha Finance Australian Round, 28 February - 1 March 2020

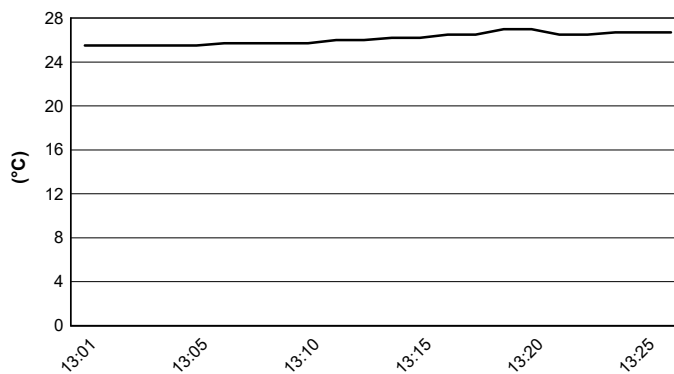
Weather Report Tissot Superpole

Session started 13:00 - Session ended 13:26

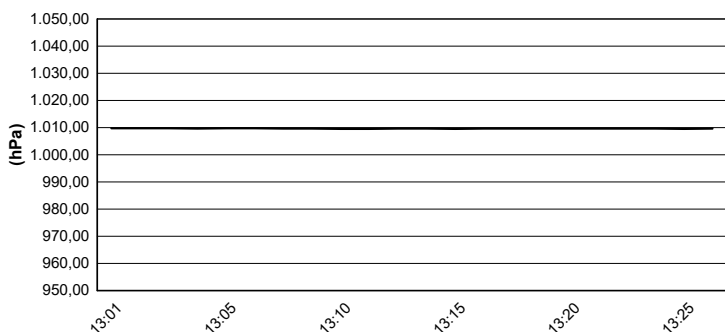
Air Temperature



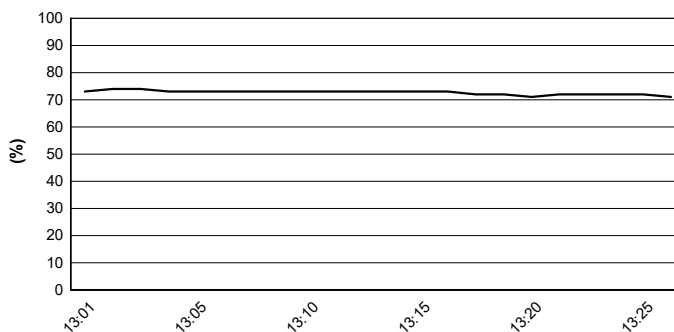
Track Temperature



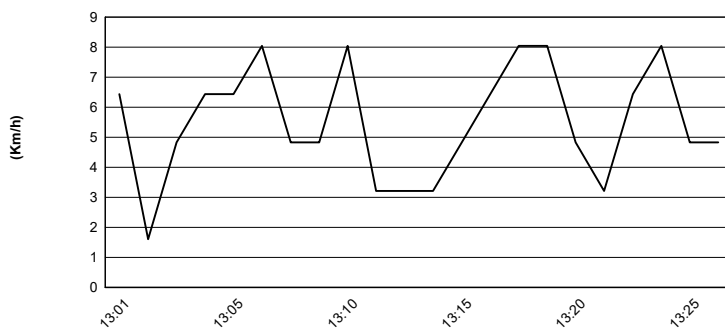
Air Pressure



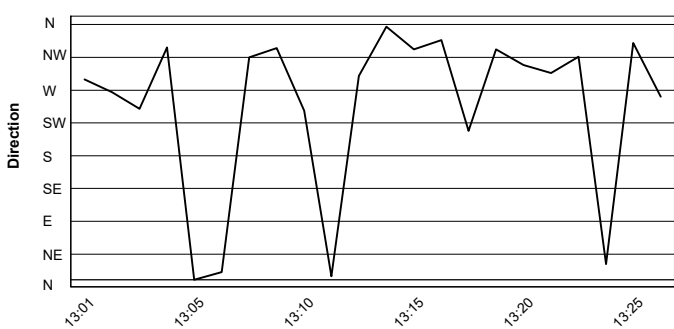
Humidity



Wind Speed



Wind Direction



29/02/2020

These data/results cannot be reproduced, stored and/or transmitted in whole or in part by any manner of electronic, mechanical, photocopying, recording, broadcasting or otherwise now known or herein after developed without the previous express consent by the copyright owner, except for reproduction in daily press and regular printed publications on sale to the public within 60 days of the event related to those data/results and always provided that copyright symbol appears together as follows below.

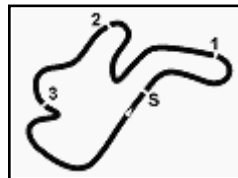
© DORNA WSBK ORGANIZATION Srl 2020



Official Tyre Supplier



Official Timekeeper



Phillip Island 4.445 m

Yamaha Finance Australian Round, 28 February - 1 March 2020

Superpole Ranking

	2017	2018	2019	2020
01 Phillip Island Grand Prix Circuit	Jacobsen (Usa) MvA 1'33.128 (171,8 Km/h)	Mahias (Fra) Yam 1'33.160 (171,8 Km/h)	Caricasulo (Ita) Yam 1'32.604 (172,8 Km/h)	Locatelli (Ita) Yam 1'32.176 (173,6 Km/h)
02 Losail International Circuit	Mahias (Fra) Yam 2'00.738 (160,4 Km/h)	Mahias (Fra) Yam 2'00.461 (160,8 Km/h)	Caricasulo (Ita) Yam 2'01.219 (159,8 Km/h)	
03 Circuito de Jerez Ángel Nieto	Caricasulo (Ita) Yam 1'43.285 (154,2 Km/h)		Krummenacher (Sui) Yam 1'41.775 (156,5 Km/h)	
04 TT Circuit Assen	Sofuoglu (Tur) Kaw 1'37.805 (167,2 Km/h)	Cortese (Ger) Yam 1'37.799 (167,2 Km/h)	Krummenacher (Sui) Yam 1'38.010 (166,8 Km/h)	
05 Autodromo Internazionale Enzo e Dino	Jacobsen (Usa) MvA 1'51.611 (159,1 Km/h)	Mahias (Fra) Yam 1'53.042 (157,1 Km/h)	Krummenacher (Sui) Yam 1'50.239 (161,1 Km/h)	
06 Motorland Aragón	Jacobsen (Usa) MvA 1'54.948 (159,0 Km/h)	Cortese (Ger) Yam 1'53.567 (160,9 Km/h)	Gradinger (Aut) Yam 1'53.972 (160,4 Km/h)	
07 Misano World Circuit "Marco Simoncelli"	Sofuoglu (Tur) Kaw 1'38.672 (148,1 Km/h)	Caricasulo (Ita) Yam 1'37.694 (149,6 Km/h)	Mahias (Fra) Kaw 1'38.909 (147,8 Km/h)	
08 Donington Park	Sofuoglu (Tur) Kaw 1'30.904 (159,2 Km/h)	Cluzel (Fra) Yam 1'30.270 (160,3 Km/h)	Caricasulo (Ita) Yam 1'31.092 (158,9 Km/h)	
09 Motorsport Arena Oschersleben				
10 Autódromo Internacional do Algarve	Sofuoglu (Tur) Kaw 1'45.541 (156,6 Km/h)	Mahias (Fra) Yam 1'44.588 (158,1 Km/h)	Caricasulo (Ita) Yam 1'44.220 (158,6 Km/h)	
11 Circuit de Barcelona - Catalunya				
12 Circuit de Nevers Magny-Cours	Tuuli (Fin) Yam 1'43.833 (152,9 Km/h)	Caricasulo (Ita) Yam 1'40.416 (158,1 Km/h)	Smith (Gbr) Kaw 1'56.287 (136,6 Km/h)	
13 Circuit San Juan Villicum		Mahias (Fra) Yam 1'43.026 (149,4 Km/h)	Perolari (Fra) Yam 1'45.993 (145,2 Km/h)	

2020

1 A. Locatelli

ALL TIMES

34	K. Sofuoglu	3	I. MacPherson	1	B. MacLeod
22	S. Charpentier	3	A. Pitt	1	F. Marino
21	J. Cluzel	3	D. Salom	1	M. Meregalli
17	B. Parkes	3	R. Xaus	1	S. Morais
15	K. Muggeridge	2	P. Bontempi	1	C. Perolari
14	F. Foret	2	V. Guareschi	1	P. Riba
14	S. Lowes	2	M. Lagrive	1	S. Sanna
10	C. Crutchlow	2	J. Lascorz	1	K. Smith
8	F. Caricasulo	2	M. Pirro	1	L. Stapleford
8	L. Mahias	2	L. Scassa	1	N. Tuuli
6	S. Chambon	2	J. Teuchert	1	J. Vd Goorbergh
6	E. Laverty	2	M. van der Mark	1	J. Whitham
5	P. Casoli	1	K. Coghlan		
5	K. Fujiwara	1	C. Davies		
5	P. Jacobsen	1	M. Fabrizio		
5	C. Vermeulen	1	T. Gradinger		
4	R. Krummenacher	1	C. Jones		
3	S. Cortese	1	C. Kellner		
3	K. Curtain	1	A. Locatelli		

29/02/2020

These data/results cannot be reproduced, stored and/or transmitted in whole or in part by any manner of electronic, mechanical, photocopying, recording, broadcasting or otherwise now known or herein after developed without the previous express consent by the copyright owner, except for reproduction in daily press and regular printed publications on sale to the public within 60 days of the event related to those data/results and always provided that copyright symbol appears together as follows below.

© DORNA WSBK ORGANIZATION Srl 2020

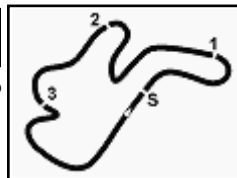
FICR PERUGIA TIMING



Official Tyre Supplier



Official Timekeeper



Phillip Island 4.445 m

Yamaha Finance Australian Round, 28 February - 1 March 2020
Tissot Superpole Award

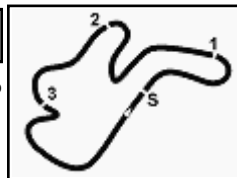
	Points	Points From First	Points From Previous	March 1 PHILLIP ISLAND	March 15 LOSAIL	March 29 JEREZ	April 19 ASSEN	May 10 IMOLA	May 24 ARAGON	June 14 MISANO	July 5 DONINGTON	August 2 OSCHERSLEBEN	September 6 PORTIMAO	September 20 BARCELONA	September 27 MAGNY-COURS	October 11 SAN JUAN			
1 LOCATELLI Andrea (ITA)	12			12															
2 KRUMMENACHER Randy (SUI)	9	3		9															
3 MAHIAS Lucas (FRA)	7	5	2	7															
4 CLUZEL Jules (FRA)	6	6	1	6															
5 DE ROSA Raiffaele (ITA)	5	7	1	5															
6 OETTL Philipp (GER)	4	8	1	4															
7 ODENDAAL Steven (RSA)	3	9	1	3															
8 VIÑALES Isaac (ESP)	2	10	1	2															
9 PEROLARI Corentin (FRA)	1	11	1	1															

29/02/2020 Odd points columns: Tissot Superpole Even points columns: Tissot Superpole Race

These data/results cannot be reproduced, stored and/or transmitted in whole or in part by any manner of electronic, mechanical, photocopying, recording, broadcasting or otherwise now known or herein after developed without the previous express consent by the copyright owner, except for reproduction in daily press and regular printed publications on sale to the public within 60 days of the event related to those data/results and always provided that copyright symbol appears together as follows below.

© DORNA WSBK ORGANIZATION Srl 2020





Yamaha Finance Australian Round, 28 February - 1 March 2020

Best Laps & Speeds

No.	Rider Bike	Nat	Best Lap		FP1		FP2		FP3		SP							
			LL	SPD	LL	SPD	LL	SPD	LL	SPD	LL	SPD						
1	55 A. LOCATELLI Yamaha YZF R6	ITA	1'32.176 47 277,6		1'34.061 4 270,0		1'33.213 22 275,5		1'32.580 11 277,6		1'32.176 10 276,9							
2	1 R. KRUMMENACHER MV Agusta F3 675	SUI	1'32.323 42 279,7		1'35.571 4 261,5		1'32.894 19 276,9		1'32.889 8 279,7		1'32.323 11 272,7							
3	44 L. MAHIAS Kawasaki ZX-6R	FRA	1'32.617 48 275,5		1'35.604 5 265,3		1'33.929 20 274,1		1'33.583 12 275,5		1'32.617 11 272,0							
4	16 J. CLUZEL Yamaha YZF R6	FRA	1'32.764 43 282,7		1'34.868 8 266,6		1'33.962 16 270,6		1'32.764 8 282,7		1'32.891 11 274,1							
5	3 R. DE ROSA MV Agusta F3 675	ITA	1'32.894 47 277,6				1'33.510 22 272,0		1'33.331 12 277,6		1'32.894 13 268,6							
6	5 P. OETTL Kawasaki ZX-6R	GER	1'32.959 49 275,5		1'35.531 3 263,4		1'34.139 22 275,5		1'33.632 13 274,1		1'32.959 11 267,3							
7	4 S. ODENDAAL Yamaha YZF R6	RSA	1'33.056 39 276,2		1'34.890 6 266,6		1'33.833 8 274,1		1'33.731 13 268,6		1'33.056 12 276,2							
8	94 C. PEROLARI Yamaha YZF R6	FRA	1'33.114 54 274,8		1'34.745 10 267,9		1'33.845 21 274,8		1'33.114 12 273,4		1'33.387 11 269,3							
9	32 I. VIÑALES Yamaha YZF R6	ESP	1'33.236 35 272,7		1'35.206 4 263,4		1'33.739 19 272,7				1'33.236 12 270,6							
10	22 F. FULIGNI MV Agusta F3 675	ITA	1'33.433 45 275,5				1'34.142 21 275,5		1'34.068 12 271,3		1'33.433 12 266,6							
11	61 C. ÖNCÜ Kawasaki ZX-6R	TUR	1'33.507 46 279,7		1'36.106 3 263,4		1'33.571 22 276,9		1'33.643 10 279,7		1'33.507 11 272,0							
12	38 H. SOOMER Yamaha YZF R6	EST	1'33.554 55 277,6		1'34.871 9 264,7		1'34.431 22 269,3		1'33.568 12 270,6		1'33.554 12 277,6							
13	81 M. GONZALEZ Kawasaki ZX-6R	ESP	1'33.682 44 283,4		1'38.147 4 266,0		1'34.352 19 279,0		1'33.697 11 283,4		1'33.682 10 276,2							
14	99 D. WEBB Yamaha YZF R6	GBR	1'33.723 48 279,7		1'36.543 4 265,3		1'34.495 22 277,6		1'34.400 10 279,7		1'33.723 12 273,4							
15	78 H. OKUBO Honda CBR600RR	JPN	1'34.040 46 274,8				1'34.437 22 272,0		1'34.522 12 274,8		1'34.040 12 268,6							
16	56 P. SEBESTYEN Yamaha YZF R6	HUN	1'34.124 47 272,7		1'40.707 4 262,7		1'34.878 21 268,6		1'34.124 11 270,6		1'34.282 11 272,7							
17	71 C. BERGMAN Yamaha YZF R6	SWE	1'34.349 42 274,1		1'46.807 3 256,5		1'35.365 20 270,0		1'34.962 5 268,6		1'34.349 14 274,1							
18	68 O. BAYLISS Yamaha YZF R6	AUS	1'34.398 48 276,2		1'37.011 6 265,3		1'35.191 20 268,6		1'34.398 10 276,2		1'35.108 12 269,3							
19	52 P. HOBELSBERGER Honda CBR600RR	GER	1'34.566 44 273,4		1'38.446 2 258,3		1'35.659 18 268,6		1'34.566 11 273,4		1'35.023 13 267,3							
20	25 A. VERDOIA Yamaha YZF R6	FRA	1'34.883 50 274,1		1'43.707 10 261,5		1'35.058 20 271,3		1'34.975 12 274,1		1'34.883 8 271,3							
21	74 J. VAN SIKKELERUS Yamaha YZF R6	NED	1'35.051 53 269,3		1'36.729 6 263,4		1'35.726 22 269,3		1'35.051 13 269,3		1'35.219 12 264,0							
22	84 L. CRESSON Yamaha YZF R6	BEL	1'35.256 47 273,4		1'37.682 2 262,1		1'35.658 23 273,4		1'35.256 10 272,0		1'35.397 12 272,0							
23	9 G. HENDRA PRATAMA Yamaha YZF R6	INA	1'35.426 50 272,0		1'47.115 9 254,1		1'36.336 22 270,0		1'35.426 8 272,0		1'35.559 11 270,0							

29/02/2020

These data/results cannot be reproduced, stored and/or transmitted in whole or in part by any manner of electronic, mechanical, photocopying, recording, broadcasting or otherwise now known or herein after developed without the previous express consent by the copyright owner, except for reproduction in daily press and regular printed publications on sale to the public within 60 days of the event related to those data/results and always provided that copyright symbol appears together as follows below.

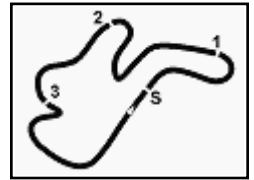
© DORNA WSBK ORGANIZATION Srl 2020

FICR PERUGIA TIMING


Official Tyre Supplier



Official Timekeeper



Phillip Island 4.445 m

Yamaha Finance Australian Round, 28 February - 1 March 2020

Provisional Starting Grid

16 Laps x 4,445 km = 71,120 km

1	55 LOCATELLI A. Yamaha 1'32.176	2	1 KRUMMENACHER R. MV Agusta 1'32.323	3	44 MAHIAS L. Kawasaki 1'32.617
2	4 CLUZEL J. Yamaha 1'32.891	5	3 DE ROSA R. MV Agusta 1'32.894	6	5 OETTL P. Kawasaki 1'32.959
3	4 ODENDAAL S. Yamaha 1'33.056	8	32 VIÑALES I. Yamaha 1'33.236	9	94 PEROLARI C. Yamaha 1'33.387
4	22 FULIGNI F. MV Agusta 1'33.433	11	61 ÖNCÜ C. Kawasaki 1'33.507	12	38 SOOMER H. Yamaha 1'33.554
5	81 GONZALEZ M. Kawasaki 1'33.682	14	99 WEBB D. Yamaha 1'33.723	15	78 OKUBO H. Honda 1'34.040
6	56 SEBESTYEN P. Yamaha 1'34.282	17	71 BERGMAN C. Yamaha 1'34.349	18	25 VERDOIA A. Yamaha 1'34.883
7	52 HOBELSBERGER P. Honda 1'35.023	20	68 BAYLISS O. Yamaha 1'35.108	21	74 VAN SIKKELERUS J Yamaha 1'35.219
8	84 CRESSON L. Yamaha 1'35.397	23	9 HENDRA PRATAMA G Yamaha 1'35.559		

29/02/2020 The Race Director

These data/results cannot be reproduced, stored and/or transmitted in whole or in part by any manner of electronic, mechanical, photocopying, recording, broadcasting or otherwise now known or herein after developed without the previous express consent by the copyright owner, except for reproduction in daily press and regular printed publications on sale to the public within 60 days of the event related to those data/results and always provided that copyright symbol appears together as follows below.

© DORNA WSBK ORGANIZATION Srl 2020

FICR PERUGIA TIMING



Official Tyre Supplier



Official Timekeeper