

Yamaha Finance Australian Round, 28 February - 1 March 2020

Results Warm Up

No.	Rider	Nat	Team	Bike	Time	Gap	Rel.	Laps	Speed	
									Avg	Max
1	1 R. KRUMMENACHER	SUI	MV Agusta Reparto Corse	MV Agusta F3 675	1'33.116			9	171,850	278,4
2	32 I. VIÑALES	ESP	Kallio Racing	Yamaha YZF R6	1'33.290	0.174	0.174	8	171,530	280,5
3	55 A. LOCATELLI	ITA	BARDAHL Evan Bros. WorldSSP Team	Yamaha YZF R6	1'33.366	0.250	0.076	6	171,390	276,2
4	3 R. DE ROSA	ITA	MV Agusta Reparto Corse	MV Agusta F3 675	1'33.671	0.555	0.305	9	170,832	280,5
5	44 L. MAHIAS	FRA	Kawasaki Puccetti Racing	Kawasaki ZX-6R	1'33.677	0.561	0.006	9	170,821	272,7
6	16 J. CLUZEL	FRA	GMT94 Yamaha	Yamaha YZF R6	1'33.868	0.752	0.191	9	170,473	280,5
7	94 C. PEROLARI	FRA	GMT94 Yamaha	Yamaha YZF R6	1'33.868	0.752	0.000	9	170,473	274,1
8	81 M. GONZALEZ	ESP	Kawasaki ParkinGO Team	Kawasaki ZX-6R	1'33.904	0.788	0.036	9	170,408	283,5
9	4 S. ODENDAAL	RSA	EAB Ten Kate Racing	Yamaha YZF R6	1'34.012	0.896	0.108	9	170,212	274,8
10	5 P. OETTL	GER	Kawasaki Puccetti Racing	Kawasaki ZX-6R	1'34.079	0.963	0.067	9	170,091	280,5
11	38 H. SOOMER	EST	Kallio Racing	Yamaha YZF R6	1'34.311	1.195	0.232	9	169,673	276,2
12	61 C. ÖNCÜ	TUR	Turkish Racing Team	Kawasaki ZX-6R	1'34.462	1.346	0.151	10	169,401	281,3
13	71 C. BERGMAN	SWE	Wójcik Racing Team	Yamaha YZF R6	1'34.582	1.466	0.120	10	169,187	279,1
14	56 P. SEBESTYEN	HUN	OXXO Yamaha Team Toth	Yamaha YZF R6	1'34.821	1.705	0.239	9	168,760	277,6
15	78 H. OKUBO	JPN	Dynavolt Honda	Honda CBR600RR	1'34.963	1.847	0.142	10	168,508	280,5
16	22 F. FULIGNI	ITA	MV Agusta Reparto Corse	MV Agusta F3 675	1'35.000	1.884	0.037	7	168,442	275,5
17	25 A. VERDOIA	FRA	bLU cRU WorldSSP by MS Racing	Yamaha YZF R6	1'35.181	2.065	0.181	8	168,122	274,8
18	52 P. HOBELSBERGER	GER	Dynavolt Honda	Honda CBR600RR	1'35.401	2.285	0.220	7	167,734	270,7
19	84 L. CRESSON	BEL	OXXO Yamaha Team Toth	Yamaha YZF R6	1'35.676	2.560	0.275	10	167,252	280,5
20	99 D. WEBB	GBR	WRP Wepol Racing	Yamaha YZF R6	1'35.687	2.571	0.011	2	167,233	272,0
21	74 J. VAN SIKKELERUS	NED	MPM Routz Racing Team	Yamaha YZF R6	1'35.764	2.648	0.077	9	167,098	275,5
22	9 G. HENDRA PRATAMA	INA	bLU cRU WorldSSP by MS Racing	Yamaha YZF R6	1'35.984	2.868	0.220	3	166,715	278,4

AIR	Humidity:	81%	Temp:	18°C
TRACK	Condition:	Dry	Temp:	20°C

Records	Pole (SP)	2020	A.Locatelli	1'32.176	173,600	Km/h
	Race (RC)	2018	S.Cortese	1'33.072	171,930	Km/h
	All Times (SP)	2020	A.Locatelli	1'32.176	173,600	Km/h

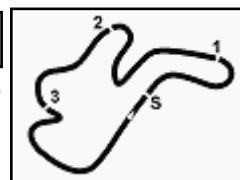
Start
01/03/2020 10:05

End
10:22

The results are provisional until the end of the time limit for protests and appeals and the completion of the technical checks.

These data/results cannot be reproduced, stored and/or transmitted in whole or in part by any manner of electronic, mechanical, photocopying, recording, broadcasting or otherwise now known or herein after developed without the previous express consent by the copyright owner, except for reproduction in daily press and regular printed publications on sale to the public within 60 days of the event related to those data/results and always provided that copyright symbol appears together as follows below.

© DORNA WSBK ORGANIZATION Srl 2020



Yamaha Finance Australian Round, 28 February - 1 March 2020

Results Warm Up

Session Highlights

Local Time	No. Rider	Description
10.05.00		Start
10.05.06		WorldSSP Pit Intervention Time: 1min 18secs
10.09.42	99 D. WEBB	Technical Problem - Turn 6
10.12.43	9 G. HENDRA PRATAMA	Crashed - Turn 6
10.20.14	4 S. ODENDAAL	Crashed - Turn 2
10.20.23	32 I. VIÑALES	Crashed - Turn 6
10.22.03		End Of Session

Fastest Laps Sequence

No.	Rider	Nat	Team	Bike	Local Time	Time	Gap	Avg
94	C. PEROLARI	FRA	GMT94 Yamaha	Yamaha YZF R6	10:08'27.867	1'34.457		169,410
32	I. VIÑALES	ESP	Kallio Racing	Yamaha YZF R6	10:08'28.680	1'33.586	-0.871	170,987
55	A. LOCATELLI	ITA	BARDAHL Evan Bros. WorldSSP Team	Yamaha YZF R6	10:09'11.961	1'33.444	-0.142	171,247
1	R. KRUMMENACHER	SUI	MV Agusta Reparto Corse	MV Agusta F3 675	10:11'14.073	1'33.116	-0.328	171,850

01/03/2020 Start End The results are provisional until the end of the time limit for protests and appeals
 10:05 10:22 and the completion of the technical checks.

These data/results cannot be reproduced, stored and/or transmitted in whole or in part by any manner of electronic, mechanical, photocopying, recording, broadcasting or otherwise now known or herein after developed without the previous express consent by the copyright owner, except for reproduction in daily press and regular printed publications on sale to the public within 60 days of the event related to those data/results and always provided that copyright symbol appears together as follows below.

© DORNA WSBK ORGANIZATION Srl 2020

Yamaha Finance Australian Round, 28 February - 1 March 2020

Best Sectors & Speed Warm Up

Phillip Island 4.445 m

BEST LAP			
1	1 R. KRUMMENACHER	MV Agusta F3 675	1'33.116
2	32 I. VIÑALES	Yamaha YZF R6	1'33.290
3	55 A. LOCATELLI	Yamaha YZF R6	1'33.366
4	3 R. DE ROSA	MV Agusta F3 675	1'33.671
5	44 L. MAHIAS	Kawasaki ZX-6R	1'33.677
6	16 J. CLUZEL	Yamaha YZF R6	1'33.868
7	94 C. PEROLARI	Yamaha YZF R6	1'33.868
8	81 M. GONZALEZ	Kawasaki ZX-6R	1'33.904
9	4 S. ODENDAAL	Yamaha YZF R6	1'34.012
10	5 P. OETTL	Kawasaki ZX-6R	1'34.079
11	38 H. SOOMER	Yamaha YZF R6	1'34.311
12	61 C. ÖNCÜ	Kawasaki ZX-6R	1'34.462
13	71 C. BERGMAN	Yamaha YZF R6	1'34.582
14	56 P. SEBESTYEN	Yamaha YZF R6	1'34.821
15	78 H. OKUBO	Honda CBR600RR	1'34.963
16	22 F. FULIGNI	MV Agusta F3 675	1'35.000
17	25 A. VERDOÍA	Yamaha YZF R6	1'35.181
18	52 P. HOBELSBERGER	Honda CBR600RR	1'35.401
19	84 L. CRESSON	Yamaha YZF R6	1'35.676
20	99 D. WEBB	Yamaha YZF R6	1'35.687
21	74 J. VAN SIKKELERUS	Yamaha YZF R6	1'35.764
22	9 G. HENDRA PRATAMA	Yamaha YZF R6	1'35.984

SPEED			
1	81 M. GONZALEZ	Kawasaki ZX-6R	283,5
2	61 C. ÖNCÜ	Kawasaki ZX-6R	281,3
3	16 J. CLUZEL	Yamaha YZF R6	280,5
4	32 I. VIÑALES	Yamaha YZF R6	280,5
5	84 L. CRESSON	Yamaha YZF R6	280,5
6	78 H. OKUBO	Honda CBR600RR	280,5
7	5 P. OETTL	Kawasaki ZX-6R	280,5
8	3 R. DE ROSA	MV Agusta F3 675	280,5
9	71 C. BERGMAN	Yamaha YZF R6	279,1
10	1 R. KRUMMENACHER	MV Agusta F3 675	278,4
11	9 G. HENDRA PRATAMA	Yamaha YZF R6	278,4
12	56 P. SEBESTYEN	Yamaha YZF R6	277,6
13	55 A. LOCATELLI	Yamaha YZF R6	276,2
14	38 H. SOOMER	Yamaha YZF R6	276,2
15	74 J. VAN SIKKELERUS	Yamaha YZF R6	275,5
16	22 F. FULIGNI	MV Agusta F3 675	275,5
17	4 S. ODENDAAL	Yamaha YZF R6	274,8
18	25 A. VERDOÍA	Yamaha YZF R6	274,8
19	94 C. PEROLARI	Yamaha YZF R6	274,1
20	44 L. MAHIAS	Kawasaki ZX-6R	272,7
21	99 D. WEBB	Yamaha YZF R6	272,0
22	52 P. HOBELSBERGER	Honda CBR600RR	270,7

SEG. 1			SEG. 2			SEG. 3			SEG. 4		
1	1 R. KRUMMENACHER	22.195	1	32 I. VIÑALES	27.050	1	1 R. KRUMMENACHER	17.685	1	1 R. KRUMMENACHER	25.926
2	5 P. OETTL	22.256	2	1 R. KRUMMENACHER	27.062	2	55 A. LOCATELLI	17.774	2	32 I. VIÑALES	25.991
3	44 L. MAHIAS	22.277	3	55 A. LOCATELLI	27.072	3	44 L. MAHIAS	17.793	3	55 A. LOCATELLI	25.995
4	32 I. VIÑALES	22.294	4	16 J. CLUZEL	27.129	4	5 P. OETTL	17.860	4	3 R. DE ROSA	26.090
5	81 M. GONZALEZ	22.351	5	3 R. DE ROSA	27.129	5	81 M. GONZALEZ	17.867	5	4 S. ODENDAAL	26.180
6	55 A. LOCATELLI	22.357	6	44 L. MAHIAS	27.205	6	38 H. SOOMER	17.873	6	44 L. MAHIAS	26.195
7	94 C. PEROLARI	22.415	7	38 H. SOOMER	27.253	7	94 C. PEROLARI	17.882	7	38 H. SOOMER	26.226
8	3 R. DE ROSA	22.435	8	81 M. GONZALEZ	27.257	8	4 S. ODENDAAL	17.893	8	16 J. CLUZEL	26.237
9	71 C. BERGMAN	22.485	9	94 C. PEROLARI	27.270	9	3 R. DE ROSA	17.905	9	94 C. PEROLARI	26.265
10	16 J. CLUZEL	22.488	10	4 S. ODENDAAL	27.313	10	32 I. VIÑALES	17.907	10	81 M. GONZALEZ	26.316
11	61 C. ÖNCÜ	22.530	11	5 P. OETTL	27.423	11	16 J. CLUZEL	17.916	11	5 P. OETTL	26.319
12	78 H. OKUBO	22.537	12	78 H. OKUBO	27.455	12	71 C. BERGMAN	17.975	12	78 H. OKUBO	26.358
13	56 P. SEBESTYEN	22.540	13	61 C. ÖNCÜ	27.483	13	61 C. ÖNCÜ	17.989	13	22 F. FULIGNI	26.375
14	4 S. ODENDAAL	22.549	14	56 P. SEBESTYEN	27.497	14	78 H. OKUBO	18.038	14	61 C. ÖNCÜ	26.380
15	25 A. VERDOÍA	22.602	15	71 C. BERGMAN	27.499	15	56 P. SEBESTYEN	18.067	15	74 J. VAN SIKKELERUS	26.456
16	38 H. SOOMER	22.621	16	22 F. FULIGNI	27.524	16	52 P. HOBELSBERGER	18.085	16	56 P. SEBESTYEN	26.466
17	74 J. VAN SIKKELERUS	22.685	17	84 L. CRESSON	27.640	17	74 J. VAN SIKKELERUS	18.097	17	71 C. BERGMAN	26.468
18	99 D. WEBB	22.725	18	52 P. HOBELSBERGER	27.671	18	22 F. FULIGNI	18.102	18	25 A. VERDOÍA	26.508
19	52 P. HOBELSBERGER	22.771	19	25 A. VERDOÍA	27.765	19	25 A. VERDOÍA	18.120	19	52 P. HOBELSBERGER	26.509
20	22 F. FULIGNI	22.846	20	74 J. VAN SIKKELERUS	27.784	20	84 L. CRESSON	18.159	20	99 D. WEBB	26.600
21	84 L. CRESSON	22.882	21	9 G. HENDRA PRATAMA	27.951	21	9 G. HENDRA PRATAMA	18.204	21	9 G. HENDRA PRATAMA	26.606
22	9 G. HENDRA PRATAMA	23.078	22	99 D. WEBB	28.024	22	99 D. WEBB	18.219	22	84 L. CRESSON	26.615

01/03/2020

These data/results cannot be reproduced, stored and/or transmitted in whole or in part by any manner of electronic, mechanical, photocopying, recording, broadcasting or otherwise now known or herein after developed without the previous express consent by the copyright owner, except for reproduction in daily press and regular printed publications on sale to the public within 60 days of the event related to those data/results and always provided that copyright symbol appears together as follows below.

© DORNA WSBK ORGANIZATION Srl 2020

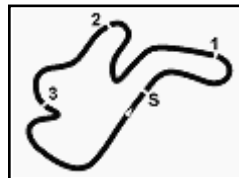
FICR PERUGIA TIMING



Official Tyre Supplier



Official Timekeeper



Phillip Island 4.445 m

Yamaha Finance Australian Round, 28 February - 1 March 2020

Ideal Times Warm Up

No.	Rider	Nat	Bike	Seg. 1	Seg. 2	Seg. 3	Seg. 4	Ideal Time		
				Diff. 1	Diff. 2	Diff. 3	Diff. 4	Best Lap	Pos.	Diff.
1	1 R. KRUMMENACHER	SUI	MV Agusta F3 675	22.195	27.062 +0.238	17.685 +0.010	25.926	1'32.868 1'33.116	1	0.248
2	55 A. LOCATELLI	ITA	Yamaha YZF R6	22.357	27.072 +0.045	17.774 +0.036	25.995 +0.087	1'33.198 1'33.366	3	0.168
3	32 I. VIÑALES	ESP	Yamaha YZF R6	22.294 +0.009	27.050	17.907 +0.039	25.991	1'33.242 1'33.290	2	0.048
4	44 L. MAHIAS	FRA	Kawasaki ZX-6R	22.277	27.205 +0.060	17.793 +0.064	26.195 +0.083	1'33.470 1'33.677	5	0.207
5	3 R. DE ROSA	ITA	MV Agusta F3 675	22.435	27.129	17.905 +0.046	26.090 +0.066	1'33.559 1'33.671	4	0.112
6	16 J. CLUZEL	FRA	Yamaha YZF R6	22.488 +0.098	27.129	17.916	26.237	1'33.770 1'33.868	7	0.098
7	81 M. GONZALEZ	ESP	Kawasaki ZX-6R	22.351	27.257	17.867	26.316 +0.113	1'33.791 1'33.904	8	0.113
8	94 C. PEROLARI	FRA	Yamaha YZF R6	22.415 +0.036	27.270	17.882	26.265	1'33.832 1'33.868	6	0.036
9	5 P. OETTL	GER	Kawasaki ZX-6R	22.256 +0.173	27.423	17.860	26.319 +0.048	1'33.858 1'34.079	10	0.221
10	4 S. ODENDAAL	RSA	Yamaha YZF R6	22.549	27.313 +0.077	17.893	26.180	1'33.935 1'34.012	9	0.077
11	38 H. SOOMER	EST	Yamaha YZF R6	22.621	27.253 +0.140	17.873 +0.131	26.226 +0.067	1'33.973 1'34.311	11	0.338
12	61 C. ÖNCÜ	TUR	Kawasaki ZX-6R	22.530 +0.030	27.483	17.989 +0.007	26.380 +0.043	1'34.382 1'34.462	12	0.080
13	78 H. OKUBO	JPN	Honda CBR600RR	22.537 +0.316	27.455 +0.054	18.038 +0.120	26.358 +0.085	1'34.388 1'34.963	15	0.575
14	71 C. BERGMAN	SWE	Yamaha YZF R6	22.485	27.499	17.975 +0.120	26.468 +0.035	1'34.427 1'34.582	13	0.155
15	56 P. SEBESTYEN	HUN	Yamaha YZF R6	22.540 +0.176	27.497	18.067 +0.015	26.466 +0.060	1'34.570 1'34.821	14	0.251
16	22 F. FULIGNI	ITA	MV Agusta F3 675	22.846	27.524	18.102	26.375 +0.153	1'34.847 1'35.000	16	0.153
17	25 A. VERDOÑA	FRA	Yamaha YZF R6	22.602	27.765	18.120 +0.124	26.508 +0.062	1'34.995 1'35.181	17	0.186
18	74 J. VAN SIKKELERUS	NED	Yamaha YZF R6	22.685 +0.578	27.784 +0.065	18.097	26.456 +0.099	1'35.022 1'35.764	21	0.742
19	52 P. HOBELSBERGER	GER	Honda CBR600RR	22.771 +0.365	27.671	18.085	26.509	1'35.036 1'35.401	18	0.365
20	84 L. CRESSON	BEL	Yamaha YZF R6	22.882 +0.283	27.640	18.159 +0.041	26.615 +0.056	1'35.296 1'35.676	19	0.380
21	99 D. WEBB	GBR	Yamaha YZF R6	22.725 +0.119	28.024	18.219	26.600	1'35.568 1'35.687	20	0.119
22	9 G. HENDRA PRATAMA	INA	Yamaha YZF R6	23.078 +0.145	27.951	18.204	26.606	1'35.839 1'35.984	22	0.145
Overall Ideal Time				22.195	27.050	17.685	25.926	1'32.856		

01/03/2020

These data/results cannot be reproduced, stored and/or transmitted in whole or in part by any manner of electronic, mechanical, photocopying, recording, broadcasting or otherwise now known or herein after developed without the previous express consent by the copyright owner, except for reproduction in daily press and regular printed publications on sale to the public within 60 days of the event related to those data/results and always provided that copyright symbol appears together as follows below.

© DORNA WSBK ORGANIZATION Srl 2020

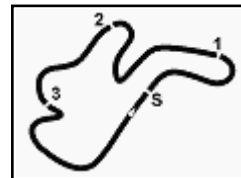
PIRELLI PERUGIA TIMING



Official Tyre Supplier



Official Timekeeper



Yamaha Finance Australian Round, 28 February - 1 March 2020

Chronological Analysis Warm Up

1° 1 R. KRUMMENACHER (1'33.116)								6° 16 J. CLUZEL (1'33.868)							
Lap	Seg.1	Seg.2	Seg.3	Seg.4	Lap Time	km/h	Local Time	Lap	Seg.1	Seg.2	Seg.3	Seg.4	Lap Time	km/h	Local Time
1							10:05'03.479	1							10:05'03.474
2	35.048	28.648	18.682	1'31.181	2'53.559P		10:07'57.038	2	35.500	28.369	18.671	27.823	1'50.363P		10:06'53.837
3	32.465	27.454	17.816	26.184	1'43.919P		10:09'40.957	3	24.560	27.721	18.048	26.326	1'36.655	280,5	10:08'30.492
4	22.195	27.300	17.695	25.926	1'33.116	272,0	10:11'14.073	4	22.750	27.162	17.944	26.265	1'34.121	274,1	10:10'04.613
5	22.334	27.107	17.736	25.997	1'33.174	274,1	10:12'47.247	5	22.594	27.983	18.233	1'32.047	2'40.857P	275,5	10:12'45.470
6	22.256	27.088	17.844	26.073	1'33.261	272,7	10:14'20.508	6	32.044	27.622	18.091	28.684	1'46.441P		10:14'31.911
7	22.315	27.062	18.080	26.248	1'33.705	272,7	10:15'54.213	7	22.586	27.129	17.916	26.237	1'33.868	274,1	10:16'05.779
8	22.281	27.172	17.703	26.256	1'33.412	272,7	10:17'27.625	8	22.558	27.298	17.948	28.208	1'36.012	275,5	10:17'41.791
9	22.276	32.329	17.995	28.876	1'41.476	273,4	10:19'09.101	9	22.488	27.241	18.040	26.418	1'34.187	274,1	10:19'15.978
10	22.206	27.196	17.685	26.118	1'33.205	278,4	10:20'42.306	10	22.593	27.295	18.029	28.557	1'36.474	272,0	10:20'52.452

2° 32 I. VIÑALES (1'33.290)								7° 94 C. PEROLARI (1'33.868)							
Lap	Seg.1	Seg.2	Seg.3	Seg.4	Lap Time	km/h	Local Time	Lap	Seg.1	Seg.2	Seg.3	Seg.4	Lap Time	km/h	Local Time
1							10:05'04.086	1							10:05'03.508
2	35.751	29.145	18.757	27.355	1'51.008P		10:06'55.094	2	35.725	28.441	18.757	26.979	1'49.902P		10:06'53.410
3	22.337	27.149	17.907	26.193	1'33.586	280,5	10:08'28.680	3	22.614	27.416	18.072	26.355	1'34.457	273,4	10:08'27.867
4	22.740	27.254	18.047	28.721	1'36.762	274,8	10:10'05.442	4	22.726	27.351	17.945	26.305	1'34.327	272,7	10:10'02.194
5	22.441	27.829	18.208	1'31.717	2'40.195P	276,2	10:12'45.637	5	22.569	27.405	18.009	26.392	1'34.375	272,7	10:11'36.569
6	32.890	27.298	17.936	26.304	1'44.428P		10:14'30.065	6	23.107	28.614	18.647	1'33.038	2'43.406P	272,0	10:14'19.975
7	22.415	27.111	18.049	26.353	1'33.928	279,1	10:16'03.993	7	33.552	27.454	18.045	27.515	1'46.566P		10:16'06.541
8	26.311	28.595	18.017	26.658	1'39.581	273,4	10:17'43.574	8	22.451	27.270	17.882	26.265	1'33.868	273,4	10:17'40.409
9	22.303	27.050	17.946	25.991	1'33.290	279,8	10:19'16.864	9	22.486	28.903	18.316	26.398	1'36.103	274,1	10:19'16.512
								10	22.415	27.373	17.900	26.464	1'34.152	274,1	10:20'50.664

3° 55 A. LOCATELLI (1'33.366)								8° 81 M. GONZALEZ (1'33.904)							
Lap	Seg.1	Seg.2	Seg.3	Seg.4	Lap Time	km/h	Local Time	Lap	Seg.1	Seg.2	Seg.3	Seg.4	Lap Time	km/h	Local Time
1							10:05'53.015	1							10:05'07.413
2	33.378	27.635	18.041	26.448	1'45.502P		10:07'38.517	2	33.831	29.075	18.502	1'48.273	3'09.681P		10:08'17.094
3	22.475	27.072	17.812	26.085	1'33.444	272,7	10:09'11.961	3	34.700	32.697	18.236	26.610	1'52.243P		10:10'09.337
4	22.407	27.393	17.844	26.211	1'33.855	273,4	10:10'45.816	4	22.776	27.665	18.069	26.350	1'34.860	282,7	10:11'44.197
5	22.435	27.174	17.774	25.995	1'33.378	273,4	10:12'19.194	5	22.551	27.568	18.108	31.809	1'40.036	274,8	10:13'24.233
6	22.357	27.117	17.810	26.082	1'33.366	276,2	10:13'52.560	6	22.351	27.257	17.867	26.429	1'33.904	279,8	10:14'58.137
7	22.716	28.088	18.670	1'30.877	2'40.351P	273,4	10:16'32.911	7	22.599	27.281	17.934	26.316	1'34.130	283,5	10:16'32.267
								8	25.690	28.218	18.186	26.635	1'38.729	273,4	10:18'10.996
								9	22.586	27.389	17.960	31.772	1'39.707	276,2	10:19'50.703
								10	23.521	27.900	18.192	26.510	1'36.123	276,2	10:21'26.826

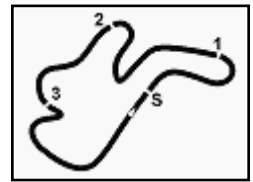
4° 3 R. DE ROSA (1'33.671)								9° 4 S. ODENDAAL (1'34.012)							
Lap	Seg.1	Seg.2	Seg.3	Seg.4	Lap Time	km/h	Local Time	Lap	Seg.1	Seg.2	Seg.3	Seg.4	Lap Time	km/h	Local Time
1							10:05'03.160	1							10:05'11.764
2	36.497	28.952	18.611	27.790	1'51.850P		10:06'55.010	2	35.469	29.107	18.650	27.518	1'50.744P		10:07'02.508
3	24.431	27.995	18.170	26.551	1'37.147	272,7	10:08'32.157	3	22.811	27.930	18.098	26.365	1'35.204	271,4	10:08'37.712
4	22.686	27.226	17.981	26.221	1'34.114	271,4	10:10'06.271	4	23.231	29.001	18.364	26.555	1'37.151	274,1	10:10'14.863
5	22.568	27.343	18.273	1'30.670	2'38.854P	273,4	10:12'45.125	5	22.577	27.549	17.967	26.219	1'34.312	270,0	10:11'49.175
6	34.851	28.867	21.353	26.342	1'51.413P		10:14'36.538	6	22.714	27.363	17.973	26.363	1'34.413	273,4	10:13'23.588
7	22.521	27.155	17.982	26.090	1'33.748	272,7	10:16'10.286	7	22.574	27.394	17.959	26.208	1'34.135	274,8	10:14'57.723
8	22.620	27.313	17.905	26.203	1'34.041	273,4	10:17'44.327	8	22.650	27.313	18.003	26.224	1'34.190	271,4	10:16'31.913
9	22.606	27.167	17.943	26.173	1'33.889	279,1	10:19'18.216	9	22.966	28.104	18.145	26.289	1'35.504	274,8	10:18'07.417
10	22.435	27.129	17.951	26.156	1'33.671	280,5	10:20'51.887	10	22.549	27.390	17.893	26.180	1'34.012	269,3	10:19'41.429

5° 44 L. MAHIAS (1'33.677)								10° 5 P. OETTL (1'34.079)							
Lap	Seg.1	Seg.2	Seg.3	Seg.4	Lap Time	km/h	Local Time	Lap	Seg.1	Seg.2	Seg.3	Seg.4	Lap Time	km/h	Local Time
1							10:05'04.845	1							10:05'04.209
2	34.257	28.357	18.682	1'34.552	2'55.848P		10:08'00.693	2	37.564	29.434	18.314	1'36.995	3'02.307P		10:08'06.516
3	31.552	27.205	17.809	26.195	1'42.761P		10:09'43.454	3	33.316	27.816	17.885	26.600	1'45.617P		10:09'52.133
4	22.277	27.265	17.857	26.278	1'33.677	271,4	10:11'17.131	4	22.452	27.620	17.951	26.508	1'34.531	272,7	10:11'26.664
5	22.373	27.621	18.015	26.306	1'34.315	272,7	10:12'51.446	5	22.266	27.521	17.932	26.425	1'34.144	274,8	10:13'00.808
6	22.445	27.496	18.022	26.544	1'34.507	272,7	10:14'25.953	6	22.256	27.780	17.894	26.496	1'34.426	277,6	10:14'35.234
7	22.712	27.326	17.978	26.327	1'34.343	266,0	10:16'00.296	7	22.358	27.432	17.955	26.373	1'34.118	272,7	10:16'09.352
8	22.467	27.396	18.023	26.242	1'34.128	271,4	10:17'34.424	8	22.649	27.729	17.969	26.319	1'34.666	275,5	10:17'44.018
9	22.572	27.423	18.072	26.448	1'34.515	272,0	10:19'08.939								
10	22.652	27.352	17.793	26.279	1'34.076	271,4	10:20'43.015								

01/03/2020 P = Pits In/Out - C = Lap Time Cancelled

These data/results cannot be reproduced, stored and/or transmitted in whole or in part by any manner of electronic, mechanical, photocopying, recording, broadcasting or otherwise now known or herein after developed without the previous express consent by the copyright owner, except for reproduction in daily press and regular printed publications on sale to the public within 60 days of the event related to those data/results and always provided that copyright symbol appears together as follows below.

© DORNA WSBK ORGANIZATION Srl 2020



Phillip Island 4.445 m

Yamaha Finance Australian Round, 28 February - 1 March 2020

Chronological Analysis Warm Up

2 / 3

9	22.429	27.423	17.860	26.367	1'34.079	280,5	10:19'18.097
10	32.195	28.942	18.721	27.040	1'46.898	275,5	10:21'04.995

4	22.720	27.455	18.642	26.486	1'35.303	275,5	10:10'10.078
5	22.537	28.634	18.122	26.358	1'35.651	279,8	10:11'45.729
6	22.927	27.656	18.038	26.590	1'35.211	280,5	10:13'20.940
7	22.676	27.608	18.199	26.577	1'35.060	270,7	10:14'56.000
8	22.768	27.804	18.291	26.755	1'35.618	269,3	10:16'31.618
9	23.003	32.112	18.263	26.776	1'40.154	260,9	10:18'11.772
10	22.853	27.509	18.158	26.443	1'34.963	273,4	10:19'46.735
11	22.944	27.931	18.456	26.858	1'36.189	273,4	10:21'22.924

11° 38 H. SOOMER (1'34.311)							
Lap	Seg.1	Seg.2	Seg.3	Seg.4	Lap Time	km/h	Local Time
1							10:05'03.899
2	36.088	29.273	18.764	1'33.239	2'57.364P		10:08'01.263
3	32.284	27.730	17.966	26.548	1'44.528P		10:09'45.791
4	23.000	27.575	17.873	26.226	1'34.674	268,0	10:11'20.465
5	22.645	27.479	17.993	26.284	1'34.401	272,0	10:12'54.866
6	22.820	27.622	18.118	26.420	1'34.980	272,0	10:14'29.846
7	22.787	27.259	17.894	26.833	1'34.773	271,4	10:16'04.619
8	22.621	27.393	18.004	26.293	1'34.311	276,2	10:17'38.930
9	22.942	31.058	21.111	26.375	1'41.486	272,7	10:19'20.416
10	22.724	27.253	18.176	26.409	1'34.562	276,2	10:20'54.978

16° 22 F. FULIGNI (1'35.000)							
Lap	Seg.1	Seg.2	Seg.3	Seg.4	Lap Time	km/h	Local Time
1							10:05'02.727
2	36.170	29.383	18.807	3'05.407	4'29.767P		10:09'32.494
3	37.202	30.087	18.440	26.797	1'52.526P		10:11'25.020
4	22.898	27.808	18.221	26.763	1'35.690	269,3	10:13'00.710
5	23.106	27.745	18.304	1'26.628	2'35.783P	268,7	10:15'36.493
6	41.332	28.184	18.313	26.440	1'54.269P		10:17'30.762
7	22.846	27.524	18.102	26.528	1'35.000	271,4	10:19'05.762
8	22.936	28.881	18.177	26.375	1'36.369	275,5	10:20'42.131

12° 61 C. ÖNCÜ (1'34.462)							
Lap	Seg.1	Seg.2	Seg.3	Seg.4	Lap Time	km/h	Local Time
1							10:05'05.375
2	34.627	28.701	18.729	27.950	1'50.007P		10:06'55.382
3	23.102	27.939	18.010	28.042	1'37.093	276,9	10:08'32.475
4	22.754	28.746	19.130	26.416	1'37.046	278,4	10:10'09.521
5	22.893	28.253	17.989	26.617	1'35.752	281,3	10:11'45.273
6	22.672	27.811	18.061	31.093	1'39.637	280,5	10:13'24.910
7	22.560	27.483	17.996	26.423	1'34.462	276,2	10:14'59.372
8	22.812	27.504	18.139	26.432	1'34.887	273,4	10:16'34.259
9	22.549	27.498	18.142	26.380	1'34.569	275,5	10:18'08.828
10	22.530	27.885	20.485	31.002	1'41.902	271,4	10:19'50.730
11	30.369	29.128	18.490	27.185	1'45.172	275,5	10:21'35.902

17° 25 A. VERDOÏA (1'35.181)							
Lap	Seg.1	Seg.2	Seg.3	Seg.4	Lap Time	km/h	Local Time
1							10:05'05.688
2	35.219	28.943	18.835	1'33.396	2'56.393P		10:08'02.081
3	33.562	27.802	18.128	26.577	1'46.069P		10:09'48.150
4	22.691	27.894	18.120	26.508	1'35.213	272,0	10:11'23.363
5	22.704	28.002	18.378	1'25.012	2'34.096P	273,4	10:13'57.459
6	43.085	28.798	18.579	26.681	1'57.143P		10:15'54.602
7	22.602	27.765	18.244	26.570	1'35.181	274,8	10:17'29.783
8	22.770	27.913	18.372	26.786	1'35.841	272,0	10:19'05.624
9	22.873	28.100	18.428	26.780	1'36.181	270,0	10:20'41.805

13° 71 C. BERGMAN (1'34.582)							
Lap	Seg.1	Seg.2	Seg.3	Seg.4	Lap Time	km/h	Local Time
1							10:05'07.758
2	35.275	29.400	18.606	27.179	1'50.460P		10:06'58.218
3	23.187	28.324	18.300	26.767	1'36.578	271,4	10:08'34.796
4	23.008	27.682	18.285	26.777	1'35.752	270,0	10:10'10.548
5	22.656	28.267	18.245	27.030	1'36.198	274,8	10:11'46.746
6	22.783	28.886	18.423	28.375	1'38.467	279,1	10:13'25.213
7	22.485	27.499	18.095	26.503	1'34.582	276,2	10:14'59.795
8	22.648	27.567	18.146	26.561	1'34.922	273,4	10:16'34.717
9	22.733	27.689	17.975	26.468	1'34.865	274,1	10:18'09.582
10	23.215	31.232	18.955	27.169	1'40.571	276,9	10:19'50.153
11	22.879	27.675	18.308	26.859	1'35.721	268,0	10:21'25.874

18° 52 P. HOBELSBERGER (1'35.401)							
Lap	Seg.1	Seg.2	Seg.3	Seg.4	Lap Time	km/h	Local Time
1							10:05'02.407
2	34.911	29.511	18.740	27.049	1'50.211P		10:06'52.618
3	23.121	28.192	18.232	26.537	1'36.082	266,0	10:08'28.700
4	23.136	27.671	18.085	26.509	1'35.401	268,0	10:10'04.101
5	22.851	27.962	18.195	26.714	1'35.722	270,0	10:11'39.823
6	22.771	27.862	18.136	26.786	1'35.555	270,7	10:13'15.378
7	22.778	27.750	18.253	4'10.497	5'19.278P	268,7	10:18'34.656
8	36.412	29.209	18.819	27.185	1'51.625P		10:20'26.281

14° 56 P. SEBESTYEN (1'34.821)							
Lap	Seg.1	Seg.2	Seg.3	Seg.4	Lap Time	km/h	Local Time
1							10:05'04.450
2	35.838	29.185	18.769	1'51.649	3'15.441P		10:08'19.891
3	36.612	28.305	18.598	26.466	1'49.981P		10:10'09.872
4	22.618	28.591	18.223	27.308	1'36.740	275,5	10:11'46.612
5	22.716	27.497	18.082	26.526	1'34.821	274,8	10:13'21.433
6	22.653	27.682	18.067	26.495	1'34.897	270,7	10:14'56.330
7	22.704	27.760	18.225	26.584	1'35.273	270,0	10:16'31.603
8	22.929	32.401	18.299	26.619	1'40.248	266,7	10:18'11.851
9	22.540	27.533	18.147	26.606	1'34.826	277,6	10:19'46.677
10	23.163	31.756	18.164	26.837	1'39.920	269,3	10:21'26.597

19° 84 L. CRESSON (1'35.676)							
Lap	Seg.1	Seg.2	Seg.3	Seg.4	Lap Time	km/h	Local Time
1							10:05'05.067
2	35.605	29.458	18.899	27.374	1'51.336P		10:06'56.403
3	23.285	28.044	18.159	26.744	1'36.232	274,1	10:08'32.635
4	22.997	27.981	18.510	26.769	1'36.257	280,5	10:10'08.892
5	23.118	28.207	18.176	26.763	1'36.264	270,0	10:11'45.156
6	23.582	28.399	18.237	26.635	1'36.853	272,0	10:13'22.009
7	22.882	27.899	18.254	26.686	1'35.721	273,4	10:14'57.730
8	23.165	27.640	18.200	26.671	1'35.676	269,3	10:16'33.406
9	23.216	28.007	18.181	26.615	1'36.019	272,0	10:18'09.425
10	23.032	27.826	18.388	26.995	1'36.241	270,7	10:19'45.666
11	26.026	31.438	18.656	27.158	1'43.278	268,0	10:21'28.944

15° 78 H. OKUBO (1'34.963)							
Lap	Seg.1	Seg.2	Seg.3	Seg.4	Lap Time	km/h	Local Time
1							10:05'02.522
2	33.788	31.080	19.216	27.134	1'51.218P		10:06'53.740
3	27.879	28.366	18.202	26.588	1'41.035	274,1	10:08'34.775

20° 99 D. WEBB (1'35.687)							
Lap	Seg.1	Seg.2	Seg.3	Seg.4	Lap Time	km/h	Local Time
1							10:05'09.048
2	35.305	30.699	18.707	27.008	1'51.719P		10:07'00.767
3	22.844	28.024	18.219	26.600	1'35.687	272,0	10:08'36.454

01/03/2020 P = Pits In/Out - C = Lap Time Cancelled

These data/results cannot be reproduced, stored and/or transmitted in whole or in part by any manner of electronic, mechanical, photocopying, recording, broadcasting or otherwise now known or herein after developed without the previous express consent by the copyright owner, except for reproduction in daily press and regular printed publications on sale to the public within 60 days of the event related to those data/results and always provided that copyright symbol appears together as follows below.

© DORNA WSBK ORGANIZATION Srl 2020

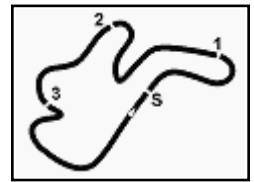
FKR PERUGIA TIMING



Official Tyre Supplier



Official Timekeeper



Yamaha Finance Australian Round, 28 February - 1 March 2020 Chronological Analysis Warm Up

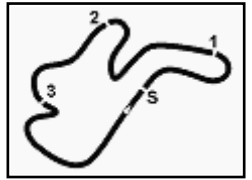
21° 74 J. VAN SIKKELERUS (1'35.764)							
Lap	Seg.1	Seg.2	Seg.3	Seg.4	Lap Time	km/h	Local Time
1							10:05'04.895
2	35.606	29.231	18.729	27.325	1'50.891P		10:06'55.786
3	23.260	28.045	18.163	26.906	1'36.374	272,7	10:08'32.160
4	23.244	28.425	18.447	26.735	1'36.851	267,3	10:10'09.011
5	23.301	28.588	18.199	26.456	1'36.544	274,1	10:11'45.555
6	23.282	28.518	18.172	27.052	1'37.024	275,5	10:13'22.579
7	22.685	27.784	18.262	1'24.863	2'33.594P	270,0	10:15'56.173
8	34.094	28.200	18.258	26.800	1'47.352P		10:17'43.525
9	23.263	27.849	18.097	26.555	1'35.764	266,0	10:19'19.289
10	22.857	28.018	18.356	26.797	1'36.028	268,7	10:20'55.317

22° 9 G. HENDRA PRATAMA (1'35.984)							
Lap	Seg.1	Seg.2	Seg.3	Seg.4	Lap Time	km/h	Local Time
1							10:05'06.927
2	34.601	28.987	18.810	27.440	1'49.838P		10:06'56.765
3	23.223	27.951	18.204	26.606	1'35.984	275,5	10:08'32.749
4	23.078	28.132	18.506	1'24.951	2'34.667P	278,4	10:11'07.416

01/03/2020 P = Pits In/Out - C = Lap Time Cancelled

These data/results cannot be reproduced, stored and/or transmitted in whole or in part by any manner of electronic, mechanical, photocopying, recording, broadcasting or otherwise now known or herein after developed without the previous express consent by the copyright owner, except for reproduction in daily press and regular printed publications on sale to the public within 60 days of the event related to those data/results and always provided that copyright symbol appears together as follows below.

© DORNA WSBK ORGANIZATION Srl 2020



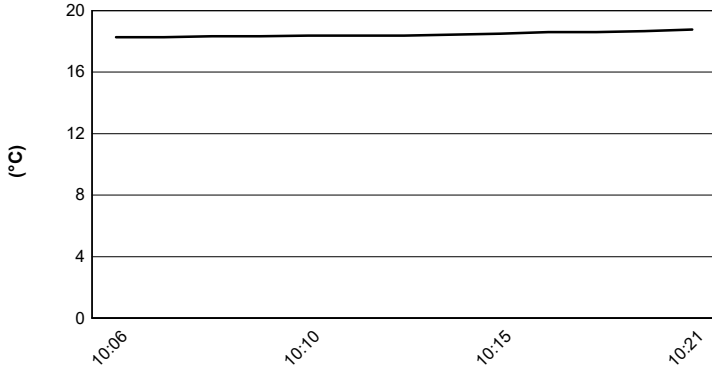
Phillip Island 4.445 m

Yamaha Finance Australian Round, 28 February - 1 March 2020

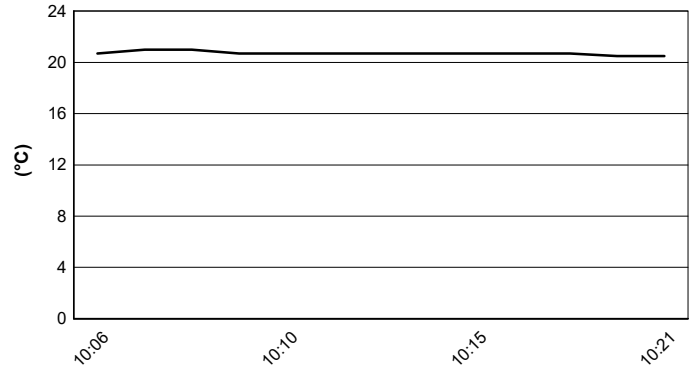
Weather Report Warm Up

Session started 10:05 - Session ended 10:22


Air Temperature



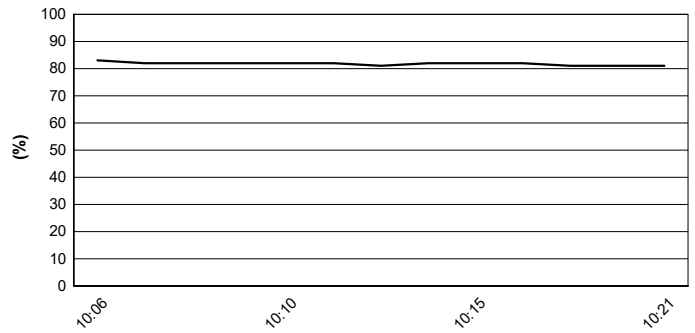
Track Temperature



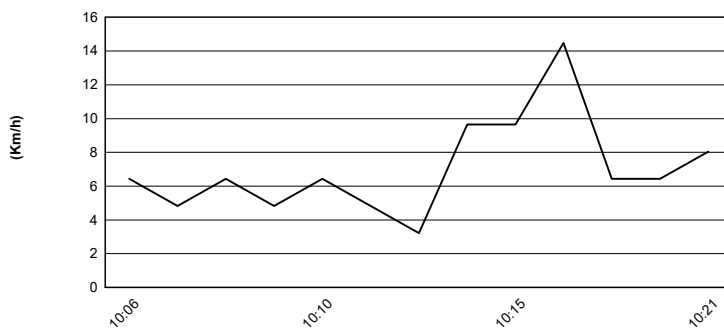
Air Pressure



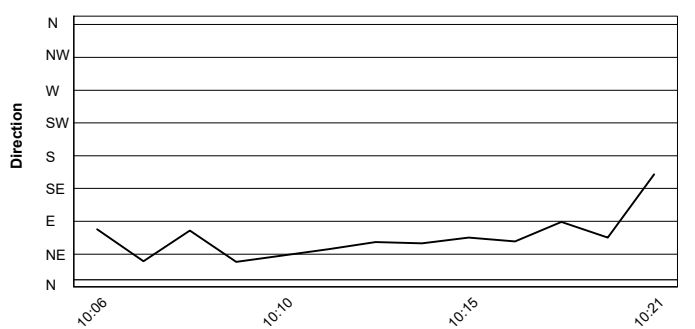
Humidity



Wind Speed



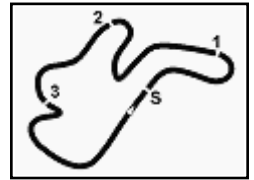
Wind Direction



01/03/2020

These data/results cannot be reproduced, stored and/or transmitted in whole or in part by any manner of electronic, mechanical, photocopying, recording, broadcasting or otherwise now known or herein after developed without the previous express consent by the copyright owner, except for reproduction in daily press and regular printed publications on sale to the public within 60 days of the event related to those data/results and always provided that copyright symbol appears together as follows below.

© DORNA WSBK ORGANIZATION Srl 2020



Phillip Island 4.445 m

Yamaha Finance Australian Round, 28 February - 1 March 2020

Starting Grid

16 Laps x 4,445 km = 71,120 km

1	55 LOCATELLI A. Yamaha 1'32.176	2	1 KRUMMENACHER R. MV Agusta 1'32.323	3	44 MAHIAS L. Kawasaki 1'32.617
2	4 CLUZEL J. Yamaha 1'32.891	5	3 DE ROSA R. MV Agusta 1'32.894	6	5 OETTL P. Kawasaki 1'32.959
3	4 ODENDAAL S. Yamaha 1'33.056	8	94 PEROLARI C. Yamaha 1'33.387	9	22 FULIGNI F. MV Agusta 1'33.433
4	61 ÖNCÜ C. Kawasaki 1'33.507	11	38 SOOMER H. Yamaha 1'33.554	12	81 GONZALEZ M. Kawasaki 1'33.682
5	99 WEBB D. Yamaha 1'33.723	14 *	32 VIÑALES I. Yamaha 1'33.236	15	78 OKUBO H. Honda 1'34.040
6	56 SEBESTYEN P. Yamaha 1'34.282	17	71 BERGMAN C. Yamaha 1'34.349	18	25 VERDOÑA A. Yamaha 1'34.883
7	52 HOBELSBERGER P. Honda 1'35.023	20	74 VAN SIKKELERUS J Yamaha 1'35.219	21	84 CRESSON L. Yamaha 1'35.397
8	9 HENDRA PRATAMA G Yamaha 1'35.559				

N.32 (Vinales I.) has been penalized by 6 grid positions (Art. 2.5.4 Minimum Weight)
N.68 (Bayliss O.) will not take part in the race.

01/03/2020 The Race Director

* = Penalized

These data/results cannot be reproduced, stored and/or transmitted in whole or in part by any manner of electronic, mechanical, photocopying, recording, broadcasting or otherwise now known or herein after developed without the previous express consent by the copyright owner, except for reproduction in daily press and regular printed publications on sale to the public within 60 days of the event related to those data/results and always provided that copyright symbol appears together as follows below.

© DORNA WSBK ORGANIZATION Srl 2020

FIKR PERUGIA TIMING



Official Tyre Supplier



Official Timekeeper