

Prosecco DOC Aragon Round, 28 - 30 August 2020

Results Race 1

Laps 18 = 91,386 Km - Time of Race 33'23.739 - Avg. 164,188 km/h

Pos	Grid	No. Rider	Nat	Team	Bike	Class	LL	Gap	Rel.	Fastest Lap	Speed	Qualifying	Speed
1	3	45 S. REDDING	GBR	ARUBA.IT Racing - Ducati	Ducati Panigale V4 R		18			1'50.681	324,3	1'49.164	321,4
2	9	7 C. DAVIES	GBR	ARUBA.IT Racing - Ducati	Ducati Panigale V4 R		18	0.304	0.304	1'50.394	324,3	1'49.543	314,9
3	1	1 J. REA	GBR	Kawasaki Racing Team WorldSBK	Kawasaki ZX-10RR		18	2.123	1.819	1'50.623	314,0	1'48.860	312,1
4	5	21 M. RINALDI	ITA	Team GOELEVELN	Ducati Panigale V4 R	IND	18	7.453	5.330	1'50.923	321,4	1'49.256	313,0
5	8	60 M. VAN DER MARK	NED	PATA YAMAHA WorldSBK Official Team	Yamaha YZF R1		18	8.365	0.912	1'50.892	314,0	1'49.531	315,8
6	11	54 T. RAZGATLIOGLU	TUR	PATA YAMAHA WorldSBK Official Team	Yamaha YZF R1		18	18.851	10.486	1'50.834	318,6	1'49.683	311,2
7	2	76 L. BAZ	FRA	Ten Kate Racing Yamaha	Yamaha YZF R1	IND	18	20.226	1.375	1'50.903	312,1	1'49.031	306,8
8	13	12 X. FORES	ESP	Kawasaki Puccetti Racing	Kawasaki ZX-10RR	IND	18	26.971	6.745	1'51.690	315,8	1'50.129	310,3
9	16	64 F. CARICASULO	ITA	GRT Yamaha WorldSBK Junior Team	Yamaha YZF R1	IND	18	27.054	0.083	1'51.623	315,8	1'50.351	309,5
10	6	91 L. HASLAM	GBR	Team HRC	Honda CBR1000RR-R		18	29.283	2.229	1'51.556	321,4	1'49.430	314,9
11	15	36 L. MERCADO	ARG	Motocorsa Racing	Ducati Panigale V4 R	IND	18	30.270	0.987	1'51.571	315,8	1'50.300	314,0
12	20	20 S. BARRIER	FRA	Brixx Performance	Ducati Panigale V4 R	IND	18	40.070	9.800	1'52.637	316,7	1'51.078	313,0
13	21	40 R. RAMOS	ESP	OUTDO Kawasaki TPR	Kawasaki ZX-10RR	IND	18	42.267	2.197	1'52.589	311,2	1'51.437	310,3
14	19	33 M. MELANDRI	ITA	Barni Racing Team	Ducati Panigale V4 R	IND	18	54.075	11.808	1'52.540	320,5	1'51.014	321,4
15	22	13 T. TAKAHASHI	JPN	MIE Racing Althea HONDA Team	Honda CBR1000RR-R	IND	18	57.737	3.662	1'53.394	309,5	1'52.445	310,3
16	18	50 E. LAVERTY	IRL	BMW Motorrad WorldSBK Team	BMW S1000 RR		18	59.805	2.068	1'52.508	321,4	1'50.933	313,0
17	23	63 L. GABELLINI	ITA	MIE Racing Althea HONDA Team	Honda CBR1000RR-R	IND	18	1'22.202	22.397	1'53.653	305,1	1'52.601	303,4
-----Not Classified-----													
RET	12	77 M. SCHEIB	CHI	ORELAC Racing VERDNATURA	Kawasaki ZX-10RR	IND	13	5 Laps		1'51.369	315,8	1'49.707	314,0
RET	7	19 A. BAUTISTA	ESP	Team HRC	Honda CBR1000RR-R		12	6 Laps		1'50.849	327,3	1'49.470	322,4
RET	10	31 G. GERLOFF	USA	GRT Yamaha WorldSBK Junior Team	Yamaha YZF R1	IND	6	12 Laps		1'51.220	317,6	1'49.627	312,1
RET	4	22 A. LOWES	GBR	Kawasaki Racing Team WorldSBK	Kawasaki ZX-10RR		4	14 Laps		1'50.631	316,7	1'49.225	314,0
RET	14	66 T. SYKES	GBR	BMW Motorrad WorldSBK Team	BMW S1000 RR		4	14 Laps		1'51.327	317,6	1'50.168	311,2
RET	17	23 C. PONSSON	FRA	Nuova M2 Racing	Aprilia RSV4 1000	IND	2	16 Laps		1'52.625	309,5	1'50.922	309,5

AIR	Humidity:	40%	Temp:	22°C
TRACK	Condition:	Dry	Temp:	36°C

Records	Pole (SP)	2020	J.Rea	1'48.860	167,90 Km/h
	Race (RC1)	2019	A.Bautista	1'49.755	166,53 Km/h
	All Times (SP)	2020	J.Rea	1'48.860	167,90 Km/h
Race Fastest Lap		Lap 3	C.Davies	1'50.394	165,56 Km/h

LAP LEADERS				
No. Rider	From	To	Laps	Total
1 J. REA	1	7	7	7
45 S. REDDING	8	18	11	11

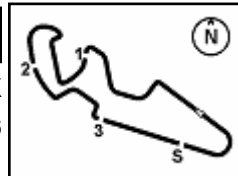
TOTAL LEADER LAPS	
No. Rider	Laps
1 J. REA	107
45 S. REDDING	39
66 T. SYKES	11
54 T. RAZGATLIOGLU	6
22 A. LOWES	3
60 M. VAN DER MARK	3
76 L. BAZ	3

Start 14:00 End 14:36 The results are provisional until the end of the time limit for protests and appeals and the completion of the technical checks.

29/08/2020
These data/results cannot be reproduced, stored and/or transmitted in whole or in part by any manner of electronic, mechanical, photocopying, recording, broadcasting or otherwise now known or herein after developed without the previous express consent by the copyright owner, except for reproduction in daily press and regular printed publications on sale to the public within 60 days of the event related to those data/results and always provided that copyright symbol appears together as follows below.

© DORNA WSBK ORGANIZATION Srl 2020





Prosecco DOC Aragon Round, 28 - 30 August 2020 Results Race 1

Race Highlights

Time	No. Rider	Description
13.40.00		Pit Lane Opened
13.44.14	50 Lavery	Crashed - Turn 5
13.45.00		Pit Lane Closed
13.45.05	50 Lavery	Re-joined
13.58.14		Warm-up Lap Start
14.00.58		Start
14.03.05		No Jump Start
14.05.47	23 Ponsson	Crashed - Turn 8
14.06.56	23 Ponsson	Out
14.08.39	66 Sykes	Entered Pits
14.09.22	22 Lowes	Crashed - Turn 3
14.09.41	66 Sykes	Retired
14.10.21	22 Lowes	Out
14.10.53	50 Lavery	Ride Through (Art 1.18.1.7)
14.13.03	31 Gerloff	Crashed - Turn 5
14.14.08	31 Gerloff	Out
14.16.04	50 Lavery	Entered Pits
14.16.30	50 Lavery	Exited Pits
14.23.33		2/3 of Race Distance Completed
14.23.42	77 Scheib	Crashed - Turn 1
14.23.53	77 Scheib	Re-joined
14.24.01	19 Bautista	Crashed - Turn 5
14.24.40	19 Bautista	Out
14.25.36	77 Scheib	On Asphalt - Re-Joined - Turn 12
14.26.04	77 Scheib	Entered Pits
14.27.18	77 Scheib	Retired
14.28.14	1 Rea	On Asphalt - Re-Joined - Turn 12
14.36.02		End Of Session

Start End The results are provisional until the end of the time limit for protests and appeals
29/08/2020 14:00 14:36 and the completion of the technical checks.

These data/results cannot be reproduced, stored and/or transmitted in whole or in part by any manner of electronic, mechanical, photocopying, recording, broadcasting or otherwise now known or herein after developed without the previous express consent by the copyright owner, except for reproduction in daily press and regular printed publications on sale to the public within 60 days of the event related to those data/results and always provided that copyright symbol appears together as follows below.

© DORNA WSBK ORGANIZATION Srl 2020

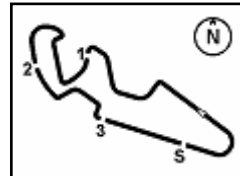
FIKR PERUGIA TIMING



Official Tyre Supplier



Official Timekeeper



MotorLand Aragon 5.077 m

1 / 4

Prosecco DOC Aragon Round, 28 - 30 August 2020
Lap Chart Race 1

		Lap																	
		1	2	3	4	5	6	7	8	9	10	11	12	13	14	15	16	17	18
1	1	1	1	1	1	1	1	1	45	45	45	45	45	45	45	45	45	45	45
2	22	22	22	45	45	45	45	1	1	1	1	1	1	1	1	1	7	7	7
3	45	45	45	22	7	7	7	7	7	7	7	7	7	7	7	7	1	1	1
4	76	76	76	60	60	60	60	60	60	60	60	60	60	60	60	60	60	21	21
5	60	60	60	76	76	76	21	21	21	21	21	21	21	21	21	21	21	60	60
6	91	54	7	7	21	21	76	76	19	19	19	19	54	54	54	54	54	54	54
7	54	7	54	54	54	54	54	54	54	54	54	54	76	76	76	76	76	76	76
8	21	91	21	21	31	19	19	19	76	76	76	76	64	64	12	12	12	12	12
9	7	21	31	31	19	31	77	77	77	77	12	12	12	12	64	64	64	64	64
10	31	31	91	19	91	77	64	64	64	12	77	77	36	36	36	36	91	91	91
11	66	66	66	91	77	64	12	12	12	64	64	64	91	91	91	91	36	36	36
12	19	19	19	77	64	12	91	36	36	36	36	36	40	20	20	20	20	20	20
13	77	77	77	64	12	91	36	91	91	91	91	91	20	40	40	40	40	40	40
14	12	36	36	12	36	36	50	40	40	40	40	40	33	33	33	33	33	33	33
15	36	64	64	36	50	50	40	20	20	20	20	20	13	13	13	13	13	13	13
16	64	12	12	20	40	40	20	50	33	33	33	33	50	50	50	50	50	50	50
17	23	23	20	50	20	20	13	33	13	13	13	13	63	63	63	63	63	63	63
18	20	20	40	40	13	13	33	13	63	63	50	50	77						
19	33	50	50	33	63	63	63	63	50	50	63	63							
20	50	40	33	13	33	33													
21	40	33	13	63															
22	13	13	63	66															
23	63	63																	

Final Result		
1	45 S. REDDING	Laps 18
2	7 C. DAVIES	0.304
3	1 J. REA	2.123
4	21 M. RINALDI	7.453
5	60 M. VAN DER MARK	8.365
6	54 T. RAZGATLIOGLU	18.851
7	76 L. BAZ	20.226
8	12 X. FORES	26.971
9	64 F. CARICASULO	27.054
10	91 L. HASLAM	29.283
11	36 L. MERCADO	30.270
12	20 S. BARRIER	40.070
13	40 R. RAMOS	42.267
14	33 M. MELANDRI	54.075
15	13 T. TAKAHASHI	57.737
16	50 E. LAVERTY	59.805
17	63 L. GABELLINI	1'22.202
RET	77 M. SCHEIB	5 Laps
RET	19 A. BAUTISTA	6 Laps
RET	31 G. GERLOFF	12 Laps
RET	22 A. LOWES	14 Laps
RET	66 T. SYKES	14 Laps
RET	23 C. PONSSON	16 Laps

29/08/2020

These data/results cannot be reproduced, stored and/or transmitted in whole or in part by any manner of electronic, mechanical, photocopying, recording, broadcasting or otherwise now known or herein after developed without the previous express consent by the copyright owner, except for reproduction in daily press and regular printed publications on sale to the public within 60 days of the event related to those data/results and always provided that copyright symbol appears together as follows below.

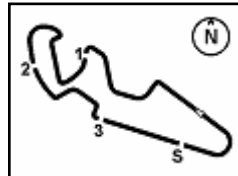
© DORNA WSBK ORGANIZATION Srl 2020

FCR PERUGIA TIMING


Official Tyre Supplier



Official Timekeeper



MotorLand Aragon 5.077 m

Prosecco DOC Aragon Round, 28 - 30 August 2020

Lap Chart Race 1

2 / 4

Lap 1

1	1	J.Rea	1'53.564
2	22	A.Lowes	0.172
3	45	S.Redding	0.340
4	76	L.Baz	0.561
5	60	M.van der Mark	0.761
6	91	L.Haslam	1.521
7	54	T.Razgatioglu	1.904
8	21	M.Rinaldi	1.925
9	7	C.Davies	2.042
10	31	G.Gerloff	2.299
11	66	T.Sykes	2.337
12	19	A.Bautista	2.546
13	77	M.Scheib	2.653
14	12	X.Fores	3.205
15	36	L.Mercado	3.253
16	64	F.Caricasulo	3.480
17	23	C.Ponsson	4.462
18	20	S.Barrier	4.641
19	33	M.Melandri	4.894
20	50	E.Laverty	5.318
21	40	R.Ramos	5.383
22	13	T.Takahashi	6.262
23	63	L.Gabellini	6.353

Lap 4

1	1	J.Rea	7'26.105
2	45	S.Redding	0.242
3	22	A.Lowes	0.384
4	60	M.van der Mark	1.386
5	76	L.Baz	1.770
6	7	C.Davies	1.877
7	54	T.Razgatioglu	2.553
8	21	M.Rinaldi	2.654
9	31	G.Gerloff	4.333
10	19	A.Bautista	4.937
11	91	L.Haslam	5.492
12	77	M.Scheib	5.571
13	64	F.Caricasulo	6.392
14	12	X.Fores	6.964
15	36	L.Mercado	7.252
16	20	S.Barrier	11.744
17	50	E.Laverty	12.190
18	40	R.Ramos	12.202
19	33	M.Melandri	15.722
20	13	T.Takahashi	15.966
21	63	L.Gabellini	16.361
22	66	T.Sykes	23.734

6	76	L.Baz	4.416
7	54	T.Razgatioglu	4.689
8	19	A.Bautista	5.516
9	77	M.Scheib	8.621
10	64	F.Caricasulo	9.721
11	12	X.Fores	10.384
12	91	L.Haslam	12.162
13	36	L.Mercado	12.258
14	50	E.Laverty	17.727
15	40	R.Ramos	18.920
16	20	S.Barrier	20.173
17	13	T.Takahashi	27.278
18	33	M.Melandri	27.813
19	63	L.Gabellini	28.303

18	63	L.Gabellini	43.532
19	50	E.Laverty	44.841

Lap 11

1	45	S.Redding	20'23.282
2	1	J.Rea	0.456
3	7	C.Davies	1.662
4	60	M.van der Mark	4.279
5	21	M.Rinaldi	4.744
6	19	A.Bautista	5.887
7	54	T.Razgatioglu	7.807
8	76	L.Baz	9.536
9	12	X.Fores	14.766
10	77	M.Scheib	14.943
11	64	F.Caricasulo	16.139
12	36	L.Mercado	18.341
13	91	L.Haslam	21.507
14	40	R.Ramos	26.618
15	20	S.Barrier	27.213
16	33	M.Melandri	36.042
17	13	T.Takahashi	39.108
18	50	E.Laverty	46.982
19	63	L.Gabellini	48.506

Lap 2

1	1	J.Rea	3'44.187
2	22	A.Lowes	0.180
3	45	S.Redding	0.398
4	76	L.Baz	0.841
5	60	M.van der Mark	1.030
6	54	T.Razgatioglu	2.115
7	7	C.Davies	2.168
8	91	L.Haslam	2.454
9	21	M.Rinaldi	2.620
10	31	G.Gerloff	2.966
11	66	T.Sykes	3.078
12	19	A.Bautista	3.141
13	77	M.Scheib	3.399
14	36	L.Mercado	4.201
15	64	F.Caricasulo	4.480
16	12	X.Fores	4.699
17	23	C.Ponsson	6.464
18	20	S.Barrier	6.760
19	50	E.Laverty	7.203
20	40	R.Ramos	7.552
21	33	M.Melandri	8.600
22	13	T.Takahashi	9.033
23	63	L.Gabellini	9.383

Lap 5

1	1	J.Rea	9'16.911
2	45	S.Redding	0.340
3	7	C.Davies	1.976
4	60	M.van der Mark	2.183
5	76	L.Baz	2.953
6	21	M.Rinaldi	3.454
7	54	T.Razgatioglu	3.945
8	31	G.Gerloff	5.149
9	19	A.Bautista	5.858
10	91	L.Haslam	6.920
11	77	M.Scheib	7.173
12	64	F.Caricasulo	8.061
13	12	X.Fores	8.643
14	36	L.Mercado	9.396
15	50	E.Laverty	14.714
16	40	R.Ramos	15.745
17	20	S.Barrier	16.363
18	13	T.Takahashi	21.322
19	63	L.Gabellini	21.393
20	33	M.Melandri	22.952

Lap 8

1	45	S.Redding	14'50.163
2	1	J.Rea	0.302
3	7	C.Davies	1.694
4	60	M.van der Mark	2.855
5	21	M.Rinaldi	3.884
6	76	L.Baz	5.236
7	54	T.Razgatioglu	5.257
8	19	A.Bautista	5.321
9	77	M.Scheib	9.412
10	64	F.Caricasulo	10.726
11	12	X.Fores	10.993
12	36	L.Mercado	13.769
13	91	L.Haslam	14.899
14	40	R.Ramos	20.428
15	20	S.Barrier	21.957
16	50	E.Laverty	24.927
17	33	M.Melandri	29.831
18	13	T.Takahashi	30.135
19	63	L.Gabellini	31.493

Lap 12

1	45	S.Redding	22'14.536
2	1	J.Rea	0.257
3	7	C.Davies	1.767
4	60	M.van der Mark	4.731
5	21	M.Rinaldi	5.229
6	19	A.Bautista	5.789
7	54	T.Razgatioglu	8.627
8	76	L.Baz	10.883
9	12	X.Fores	16.308
10	77	M.Scheib	16.378
11	64	F.Caricasulo	17.217
12	36	L.Mercado	19.709
13	91	L.Haslam	23.416
14	40	R.Ramos	29.013
15	20	S.Barrier	29.400
16	33	M.Melandri	40.026
17	13	T.Takahashi	41.729
18	50	E.Laverty	48.550
19	63	L.Gabellini	52.569

Lap 3

1	1	J.Rea	5'35.155
2	22	A.Lowes	0.254
3	45	S.Redding	0.414
4	76	L.Baz	0.943
5	60	M.van der Mark	1.065
6	7	C.Davies	1.594
7	54	T.Razgatioglu	2.290
8	21	M.Rinaldi	2.575
9	31	G.Gerloff	3.218
10	91	L.Haslam	3.248
11	66	T.Sykes	3.437
12	19	A.Bautista	3.502
13	77	M.Scheib	4.258
14	36	L.Mercado	5.216
15	64	F.Caricasulo	5.255
16	12	X.Fores	5.568
17	20	S.Barrier	9.471
18	40	R.Ramos	9.981
19	50	E.Laverty	10.580
20	33	M.Melandri	11.816
21	13	T.Takahashi	12.218
22	63	L.Gabellini	12.803

Lap 6

1	1	J.Rea	11'07.931
2	45	S.Redding	0.194
3	7	C.Davies	1.851
4	60	M.van der Mark	2.554
5	76	L.Baz	3.613
6	21	M.Rinaldi	3.684
7	54	T.Razgatioglu	4.190
8	19	A.Bautista	5.818
9	31	G.Gerloff	5.940
10	77	M.Scheib	8.012
11	64	F.Caricasulo	9.080
12	12	X.Fores	9.604
13	91	L.Haslam	10.097
14	36	L.Mercado	10.944
15	50	E.Laverty	16.286
16	40	R.Ramos	17.376
17	20	S.Barrier	18.072
18	13	T.Takahashi	24.108
19	63	L.Gabellini	24.733
20	33	M.Melandri	25.375

Lap 9

1	45	S.Redding	16'41.211
2	1	J.Rea	0.328
3	7	C.Davies	1.525
4	60	M.van der Mark	3.069
5	21	M.Rinaldi	4.047
6	19	A.Bautista	5.717
7	54	T.Razgatioglu	6.119
8	76	L.Baz	6.327
9	77	M.Scheib	11.218
10	64	F.Caricasulo	11.732
11	12	X.Fores	11.931
12	36	L.Mercado	15.037
13	91	L.Haslam	17.626
14	40	R.Ramos	22.191
15	20	S.Barrier	23.546
16	33	M.Melandri	31.785
17	13	T.Takahashi	33.246
18	63	L.Gabellini	34.897
19	50	E.Laverty	43.374

Lap 13

1	45	S.Redding	24'05.812
2	1	J.Rea	0.143
3	7	C.Davies	1.787
4	60	M.van der Mark	5.077
5	21	M.Rinaldi	5.676
6	54	T.Razgatioglu	9.795
7	76	L.Baz	12.308
8	64	F.Caricasulo	19.353
9	12	X.Fores	19.628
10	36	L.Mercado	21.344
11	91	L.Haslam	24.859
12	40	R.Ramos	31.810
13	20	S.Barrier	31.853
14	33	M.Melandri	43.992
15	13	T.Takahashi	44.982
16	50	E.Laverty	50.350
17	63	L.Gabellini	57.495
18	77	M.Scheib	1'09.833

29/08/2020

These data/results cannot be reproduced, stored and/or transmitted in whole or in part by any manner of electronic, mechanical, photocopying, recording, broadcasting or otherwise now known or herein after developed without the previous express consent by the copyright owner, except for reproduction in daily press and regular printed publications on sale to the public within 60 days of the event related to those data/results and always provided that copyright symbol appears together as follows below.

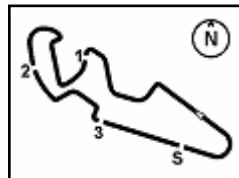
© DORNA WSBK ORGANIZATION Srl 2020

FCR PERUGIA TIMING


Official Tyre Supplier



Official Timekeeper



MotorLand Aragon 5.077 m

3 / 4

Prosecco DOC Aragon Round, 28 - 30 August 2020

Lap Chart Race 1

9	12	X.Fores	21.036	7	76	L.Baz	20.226
10	36	L.Mercado	22.926	8	12	X.Fores	26.971
11	91	L.Haslam	25.927	9	64	F.Caricasulo	27.054
12	20	S.Barrier	34.194	10	91	L.Haslam	29.283
13	40	R.Ramos	34.592	11	36	L.Mercado	30.270
14	33	M.Melandri	45.832	12	20	S.Barrier	40.070
15	13	T.Takahashi	47.266	13	40	R.Ramos	42.267
16	50	E.Laverty	52.075	14	33	M.Melandri	54.075
17	63	L.Gabellini	1'02.182	15	13	T.Takahashi	57.737
				16	50	E.Laverty	59.805
				17	63	L.Gabellini	1'22.202

Lap 15

1	45	S.Redding	27'48.652
2	1	J.Rea	0.942
3	7	C.Davies	1.095
4	60	M.van der Mark	6.248
5	21	M.Rinaldi	7.041
6	54	T.Razgatioglu	12.693
7	76	L.Baz	15.219
8	12	X.Fores	22.664
9	64	F.Caricasulo	22.921
10	36	L.Mercado	24.711
11	91	L.Haslam	26.871
12	20	S.Barrier	35.858
13	40	R.Ramos	36.619
14	33	M.Melandri	47.682
15	13	T.Takahashi	49.757
16	50	E.Laverty	53.909
17	63	L.Gabellini	1'07.023

Lap 16

1	45	S.Redding	29'40.288
2	7	C.Davies	0.859
3	1	J.Rea	1.155
4	60	M.van der Mark	6.891
5	21	M.Rinaldi	7.215
6	54	T.Razgatioglu	14.373
7	76	L.Baz	17.797
8	12	X.Fores	24.192
9	64	F.Caricasulo	24.476
10	36	L.Mercado	26.328
11	91	L.Haslam	27.209
12	20	S.Barrier	37.171
13	40	R.Ramos	38.202
14	33	M.Melandri	48.586
15	13	T.Takahashi	52.064
16	50	E.Laverty	55.796
17	63	L.Gabellini	1'11.079

Lap 17

1	45	S.Redding	31'31.960
2	7	C.Davies	0.667
3	1	J.Rea	1.462
4	21	M.Rinaldi	7.348
5	60	M.van der Mark	7.598
6	54	T.Razgatioglu	16.646
7	76	L.Baz	19.068
8	12	X.Fores	25.443
9	64	F.Caricasulo	25.610
10	91	L.Haslam	28.023
11	36	L.Mercado	28.224
12	20	S.Barrier	38.744
13	40	R.Ramos	40.018
14	33	M.Melandri	50.394
15	13	T.Takahashi	54.674
16	50	E.Laverty	57.817
17	63	L.Gabellini	1'15.585

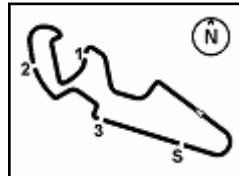
Lap 18

1	45	S.Redding	33'23.739
2	7	C.Davies	0.304
3	1	J.Rea	2.123
4	21	M.Rinaldi	7.453
5	60	M.van der Mark	8.365
6	54	T.Razgatioglu	18.851

29/08/2020

These data/results cannot be reproduced, stored and/or transmitted in whole or in part by any manner of electronic, mechanical, photocopying, recording, broadcasting or otherwise now known or herein after developed without the previous express consent by the copyright owner, except for reproduction in daily press and regular printed publications on sale to the public within 60 days of the event related to those data/results and always provided that copyright symbol appears together as follows below.

© DORNA WSBK ORGANIZATION Srl 2020



Prosecco DOC Aragon Round, 28 - 30 August 2020

Lap Chart Race 1

Race Pace Comparison

	45 Red	7 Dav	1 Rea	21 Rin	60 vdM	54 Raz	76 Baz	12 For	64 Car	91 Has	36 Mer	20 Bar	40 Ram	33 Mel
1	1'53.904	1'55.606	1'53.564	1'55.489	1'54.325	1'55.468	1'54.125	1'56.769	1'57.044	1'55.085	1'56.817	1'58.205	1'58.947	1'58.458
2	1'50.681	1'50.749	1'50.623	1'51.318	1'50.892	1'50.834	1'50.903	1'52.117	1'51.623	1'51.556	1'51.571	1'52.742	1'52.792	1'54.329
3	1'50.984	1'50.394	1'50.968	1'50.923	1'51.003	1'51.143	1'51.070	1'51.837	1'51.743	1'51.762	1'51.983	1'53.679	1'53.397	1'54.184
4	1'50.778	1'51.233	1'50.950	1'51.029	1'51.271	1'51.213	1'51.777	1'52.346	1'52.087	1'53.194	1'52.986	1'53.223	1'53.171	1'54.856
5	1'50.904	1'50.905	1'50.806	1'51.606	1'51.603	1'52.198	1'51.989	1'52.485	1'52.475	1'52.234	1'52.950	1'55.425	1'54.349	1'58.036
6	1'50.874	1'50.895	1'51.020	1'51.250	1'51.391	1'51.265	1'51.680	1'51.981	1'52.039	1'54.197	1'52.568	1'52.729	1'52.651	1'53.443
7	1'51.012	1'50.941	1'51.151	1'51.476	1'51.287	1'51.650	1'51.954	1'51.931	1'51.792	1'53.216	1'52.465	1'53.252	1'52.695	1'53.589
8	1'51.026	1'51.134	1'51.383	1'50.956	1'51.246	1'51.649	1'51.901	1'51.690	1'52.086	1'53.818	1'52.592	1'52.865	1'52.589	1'53.099
9	1'51.048	1'50.879	1'51.074	1'51.211	1'51.262	1'51.910	1'52.139	1'51.986	1'52.054	1'53.775	1'52.316	1'52.637	1'52.811	1'53.002
10	1'51.060	1'51.038	1'51.012	1'51.325	1'51.713	1'51.706	1'52.642	1'52.539	1'53.742	1'53.010	1'52.607	1'52.736	1'53.023	1'52.983
11	1'51.011	1'51.170	1'51.187	1'51.443	1'51.568	1'52.053	1'52.638	1'52.367	1'52.736	1'52.942	1'52.768	1'53.002	1'53.475	1'53.345
12	1'51.254	1'51.359	1'51.055	1'51.739	1'51.706	1'52.074	1'52.601	1'52.796	1'52.332	1'53.163	1'52.622	1'53.441	1'53.649	1'55.238
13	1'51.276	1'51.296	1'51.162	1'51.723	1'51.622	1'52.444	1'52.701	1'54.596	1'53.412	1'52.719	1'52.911	1'53.729	1'54.073	1'55.242
14	1'51.472	1'51.377	1'51.446	1'52.034	1'51.929	1'52.841	1'53.026	1'52.880	1'52.903	1'52.540	1'53.054	1'53.813	1'54.254	1'53.312
15	1'51.368	1'50.771	1'52.193	1'52.171	1'52.082	1'52.897	1'52.725	1'52.996	1'53.505	1'52.312	1'53.153	1'53.032	1'53.395	1'53.218
16	1'51.636	1'51.400	1'51.849	1'51.810	1'52.279	1'53.316	1'54.214	1'53.164	1'53.191	1'51.974	1'53.253	1'52.949	1'53.219	1'52.540
17	1'51.672	1'51.480	1'51.979	1'51.805	1'52.379	1'53.945	1'52.943	1'52.923	1'52.806	1'52.486	1'53.568	1'53.245	1'53.488	1'53.480
18	1'51.779	1'51.416	1'52.440	1'51.884	1'52.546	1'53.984	1'52.937	1'53.307	1'53.223	1'53.039	1'53.825	1'53.105	1'54.028	1'55.460

	13 Tak	50 Lav	63 Gab	77 Sch	19 Bau	31 Ger	22 Low	66 Syk	23 Pon
1	1'59.826	1'58.882	1'59.917	1'56.217	1'56.110	1'55.863	1'53.736	1'55.901	1'58.026
2	1'53.394	1'52.508	1'53.653	1'51.369	1'51.218	1'51.290	1'50.631	1'51.364	1'52.625
3	1'54.153	1'54.345	1'54.388	1'51.827	1'51.329	1'51.220	1'51.042	1'51.327	
4	1'54.698	1'52.560	1'54.508	1'52.263	1'52.385	1'52.065	1'51.080	2'11.247	
5	1'56.162	1'53.330	1'55.838	1'52.408	1'51.727	1'51.622			
6	1'53.806	1'52.592	1'54.360	1'51.859	1'50.980	1'51.811			
7	1'54.321	1'52.592	1'54.721	1'51.760	1'50.849				
8	1'53.938	1'58.281	1'54.271	1'51.872	1'50.886				
9	1'54.159	2'09.495	1'54.452	1'52.854	1'51.444				
10	1'53.954	1'52.527	1'59.695	1'52.709	1'51.140				
11	1'53.979	1'53.152	1'55.985	1'53.087	1'51.101				
12	1'53.875	1'52.822	1'55.317	1'52.689	1'51.156				
13	1'54.529	1'53.076	1'56.202	2'44.731					
14	1'53.756	1'53.197	1'56.159						
15	1'53.859	1'53.202	1'56.209						
16	1'53.943	1'53.523	1'55.692						
17	1'54.282	1'53.693	1'56.178						
18	1'54.842	1'53.767	1'58.396						

29/08/2020

These data/results cannot be reproduced, stored and/or transmitted in whole or in part by any manner of electronic, mechanical, photocopying, recording, broadcasting or otherwise now known or herein after developed without the previous express consent by the copyright owner, except for reproduction in daily press and regular printed publications on sale to the public within 60 days of the event related to those data/results and always provided that copyright symbol appears together as follows below.

© DORNA WSBK ORGANIZATION Srl 2020

FICR PERUGIA TIMING



Official Tyre Supplier



Official Timekeeper

Prosecco DOC Aragon Round, 28 - 30 August 2020 Best Sectors & Speed Race 1

MotorLand Aragon 5.077 m

RESULTS

1	45 S. REDDING	Ducati Panigale V4 R	Laps 18
2	7 C. DAVIES	Ducati Panigale V4 R	0.304
3	1 J. REA	Kawasaki ZX-10RR	2.123
4	21 M. RINALDI	Ducati Panigale V4 R	7.453
5	60 M. VAN DER MARK	Yamaha YZF R1	8.365
6	54 T. RAZGATLIOGLU	Yamaha YZF R1	18.851
7	76 L. BAZ	Yamaha YZF R1	20.226
8	12 X. FORES	Kawasaki ZX-10RR	26.971
9	64 F. CARICASULO	Yamaha YZF R1	27.054
10	91 L. HASLAM	Honda CBR1000RR-R	29.283
11	36 L. MERCADO	Ducati Panigale V4 R	30.270
12	20 S. BARRIER	Ducati Panigale V4 R	40.070
13	40 R. RAMOS	Kawasaki ZX-10RR	42.267
14	33 M. MELANDRI	Ducati Panigale V4 R	54.075
15	13 T. TAKAHASHI	Honda CBR1000RR-R	57.737
16	50 E. LAVERTY	BMW S1000 RR	59.805
17	63 L. GABELLINI	Honda CBR1000RR-R	1'22.202
RET	77 M. SCHEIB	Kawasaki ZX-10RR	5 Laps
RET	19 A. BAUTISTA	Honda CBR1000RR-R	6 Laps
RET	31 G. GERLOFF	Yamaha YZF R1	12 Laps
RET	22 A. LOWES	Kawasaki ZX-10RR	14 Laps
RET	66 T. SYKES	BMW S1000 RR	14 Laps
RET	23 C. PONSSON	Aprilia RSV4 1000	16 Laps

SPEED

1	19 A. BAUTISTA	Honda CBR1000RR-R	327.3
2	45 S. REDDING	Ducati Panigale V4 R	324.3
3	7 C. DAVIES	Ducati Panigale V4 R	324.3
4	21 M. RINALDI	Ducati Panigale V4 R	321.4
5	91 L. HASLAM	Honda CBR1000RR-R	321.4
6	50 E. LAVERTY	BMW S1000 RR	321.4
7	33 M. MELANDRI	Ducati Panigale V4 R	320.5
8	54 T. RAZGATLIOGLU	Yamaha YZF R1	318.6
9	66 T. SYKES	BMW S1000 RR	317.6
10	31 G. GERLOFF	Yamaha YZF R1	317.6
11	20 S. BARRIER	Ducati Panigale V4 R	316.7
12	22 A. LOWES	Kawasaki ZX-10RR	316.7
13	12 X. FORES	Kawasaki ZX-10RR	315.8
14	64 F. CARICASULO	Yamaha YZF R1	315.8
15	36 L. MERCADO	Ducati Panigale V4 R	315.8
16	77 M. SCHEIB	Kawasaki ZX-10RR	315.8
17	60 M. VAN DER MARK	Yamaha YZF R1	314.0
18	1 J. REA	Kawasaki ZX-10RR	314.0
19	76 L. BAZ	Yamaha YZF R1	312.1
20	40 R. RAMOS	Kawasaki ZX-10RR	311.2
21	23 C. PONSSON	Aprilia RSV4 1000	309.5
22	13 T. TAKAHASHI	Honda CBR1000RR-R	309.5
23	63 L. GABELLINI	Honda CBR1000RR-R	305.1

SEG. 1

1	1 J. REA	31.564
2	7 C. DAVIES	31.588
3	19 A. BAUTISTA	31.590
4	54 T. RAZGATLIOGLU	31.624
5	31 G. GERLOFF	31.627
6	76 L. BAZ	31.635
7	21 M. RINALDI	31.644
8	22 A. LOWES	31.651
9	60 M. VAN DER MARK	31.652
10	45 S. REDDING	31.678
11	91 L. HASLAM	31.685
12	77 M. SCHEIB	31.828
13	64 F. CARICASULO	31.843
14	12 X. FORES	31.843
15	36 L. MERCADO	31.944
16	66 T. SYKES	31.945
17	50 E. LAVERTY	32.053
18	40 R. RAMOS	32.163
19	23 C. PONSSON	32.201
20	13 T. TAKAHASHI	32.229
21	33 M. MELANDRI	32.270
22	20 S. BARRIER	32.272
23	63 L. GABELLINI	32.287

SEG. 2

1	22 A. LOWES	30.865
2	1 J. REA	30.971
3	7 C. DAVIES	30.983
4	45 S. REDDING	31.127
5	21 M. RINALDI	31.159
6	76 L. BAZ	31.160
7	54 T. RAZGATLIOGLU	31.194
8	60 M. VAN DER MARK	31.216
9	31 G. GERLOFF	31.257
10	66 T. SYKES	31.269
11	19 A. BAUTISTA	31.281
12	64 F. CARICASULO	31.339
13	91 L. HASLAM	31.340
14	12 X. FORES	31.436
15	36 L. MERCADO	31.445
16	77 M. SCHEIB	31.498
17	23 C. PONSSON	31.585
18	50 E. LAVERTY	31.643
19	20 S. BARRIER	31.663
20	40 R. RAMOS	31.709
21	63 L. GABELLINI	31.841
22	33 M. MELANDRI	31.849
23	13 T. TAKAHASHI	31.953

SEG. 3

1	19 A. BAUTISTA	21.420
2	45 S. REDDING	21.507
3	22 A. LOWES	21.513
4	1 J. REA	21.520
5	7 C. DAVIES	21.539
6	76 L. BAZ	21.546
7	60 M. VAN DER MARK	21.557
8	54 T. RAZGATLIOGLU	21.568
9	21 M. RINALDI	21.572
10	77 M. SCHEIB	21.638
11	66 T. SYKES	21.639
12	31 G. GERLOFF	21.669
13	91 L. HASLAM	21.686
14	12 X. FORES	21.702
15	36 L. MERCADO	21.725
16	50 E. LAVERTY	21.743
17	64 F. CARICASULO	21.772
18	40 R. RAMOS	21.813
19	33 M. MELANDRI	21.838
20	20 S. BARRIER	21.920
21	13 T. TAKAHASHI	21.949
22	63 L. GABELLINI	22.101
23	23 C. PONSSON	22.103

SEG. 4

1	7 C. DAVIES	26.104
2	45 S. REDDING	26.120
3	19 A. BAUTISTA	26.146
4	77 M. SCHEIB	26.227
5	91 L. HASLAM	26.303
6	21 M. RINALDI	26.304
7	60 M. VAN DER MARK	26.315
8	12 X. FORES	26.323
9	64 F. CARICASULO	26.332
10	1 J. REA	26.333
11	22 A. LOWES	26.350
12	54 T. RAZGATLIOGLU	26.358
13	66 T. SYKES	26.370
14	76 L. BAZ	26.415
15	36 L. MERCADO	26.457
16	20 S. BARRIER	26.510
17	31 G. GERLOFF	26.529
18	33 M. MELANDRI	26.538
19	50 E. LAVERTY	26.605
20	40 R. RAMOS	26.678
21	23 C. PONSSON	26.709
22	13 T. TAKAHASHI	26.894
23	63 L. GABELLINI	27.091

29/08/2020

These data/results cannot be reproduced, stored and/or transmitted in whole or in part by any manner of electronic, mechanical, photocopying, recording, broadcasting or otherwise now known or herein after developed without the previous express consent by the copyright owner, except for reproduction in daily press and regular printed publications on sale to the public within 60 days of the event related to those data/results and always provided that copyright symbol appears together as follows below.

© DORNA WSBK ORGANIZATION Srl 2020

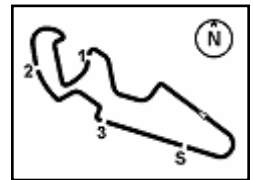
FICR PERUGIA TIMING



Official Tyre Supplier



Official Timekeeper



Prosecco DOC Aragon Round, 28 - 30 August 2020 Chronological Analysis Race 1

Start at 14:00'52.780

1 / 4

1° 45 S. REDDING (1'50.681)								4° 21 M. RINALDI (1'50.923)							
Lap	Seg.1	Seg.2	Seg.3	Seg.4	Lap Time	km/h	Local Time	Lap	Seg.1	Seg.2	Seg.3	Seg.4	Lap Time	km/h	Local Time
1		31.328	21.651	26.357	1'53.904	317,6	14:02'46.684	1		32.037	21.963	26.676	1'55.489	313,0	14:02'48.269
2	31.678	31.127	21.507	26.369	1'50.681	318,6	14:04'37.365	2	31.804	31.254	21.929	26.331	1'51.318	321,4	14:04'39.587
3	31.849	31.229	21.662	26.244	1'50.984	321,4	14:06'28.349	3	31.783	31.180	21.640	26.320	1'50.923	319,5	14:06'30.510
4	31.710	31.325	21.623	26.120	1'50.778	324,3	14:08'19.127	4	31.644	31.327	21.754	26.304	1'51.029	321,4	14:08'21.539
5	31.709	31.299	21.597	26.299	1'50.904	319,5	14:10'10.031	5	32.306	31.297	21.655	26.348	1'51.606	318,6	14:10'13.145
6	31.694	31.333	21.559	26.288	1'50.874	319,5	14:12'00.905	6	31.753	31.376	21.702	26.419	1'51.250	320,5	14:12'04.395
7	31.781	31.325	21.622	26.284	1'51.012	320,5	14:13'51.917	7	31.840	31.344	21.749	26.543	1'51.476	316,7	14:13'55.871
8	31.899	31.215	21.673	26.239	1'51.026	316,7	14:15'42.943	8	31.666	31.159	21.614	26.517	1'50.956	315,8	14:15'46.827
9	31.859	31.296	21.630	26.263	1'51.048	314,0	14:17'33.991	9	31.767	31.250	21.674	26.520	1'51.211	314,9	14:17'38.038
10	31.843	31.280	21.598	26.339	1'51.060	312,1	14:19'25.051	10	31.723	31.338	21.677	26.587	1'51.325	313,0	14:19'29.363
11	31.828	31.305	21.583	26.295	1'51.011	311,2	14:21'16.062	11	31.856	31.382	21.572	26.633	1'51.443	310,3	14:21'20.806
12	31.831	31.440	21.595	26.388	1'51.254	314,0	14:23'07.316	12	31.939	31.433	21.741	26.626	1'51.739	312,1	14:23'12.545
13	31.773	31.361	21.711	26.431	1'51.276	312,1	14:24'58.592	13	31.886	31.404	21.695	26.738	1'51.723	312,1	14:25'04.268
14	31.863	31.438	21.740	26.431	1'51.472	314,9	14:26'50.064	14	32.013	31.532	21.812	26.677	1'52.034	312,1	14:26'56.302
15	31.862	31.454	21.660	26.392	1'51.368	313,0	14:28'41.432	15	32.084	31.710	21.758	26.619	1'52.171	311,2	14:28'48.473
16	31.944	31.452	21.690	26.550	1'51.636	311,2	14:30'33.068	16	31.968	31.515	21.670	26.657	1'51.810	313,0	14:30'40.283
17	31.913	31.494	21.827	26.438	1'51.672	314,0	14:32'24.740	17	31.980	31.429	21.781	26.615	1'51.805	316,7	14:32'32.088
18	31.997	31.612	21.713	26.457	1'51.779	315,8	14:34'16.519	18	31.962	31.538	21.699	26.685	1'51.884	314,0	14:34'23.972
Race Time 33'23.739								Race Time 33'31.192							

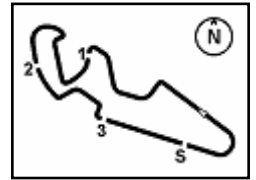
2° 7 C. DAVIES (1'50.394)								5° 60 M. VAN DER MARK (1'50.892)							
Lap	Seg.1	Seg.2	Seg.3	Seg.4	Lap Time	km/h	Local Time	Lap	Seg.1	Seg.2	Seg.3	Seg.4	Lap Time	km/h	Local Time
1		32.018	22.135	26.441	1'55.606	314,9	14:02'48.386	1		31.565	21.749	26.315	1'54.325	310,3	14:02'47.105
2		30.983	21.847	26.145	1'50.749	319,5	14:04'39.135	2	31.712	31.216	21.599	26.365	1'50.892	313,0	14:04'37.997
3	31.588	31.131	21.571	26.104	1'50.394	320,5	14:06'29.529	3	31.693	31.267	21.649	26.394	1'51.003	314,0	14:06'29.000
4	31.704	31.661	21.627	26.241	1'51.233	324,3	14:08'20.762	4	31.679	31.392	21.737	26.463	1'51.271	309,5	14:08'20.271
5	31.923	31.248	21.621	26.113	1'50.905	319,5	14:10'11.667	5	31.783	31.345	21.918	26.557	1'51.603	308,6	14:10'11.874
6	31.826	31.236	21.646	26.187	1'50.895	318,6	14:12'02.562	6	31.931	31.340	21.722	26.398	1'51.391	311,2	14:12'03.265
7	31.726	31.243	21.690	26.282	1'50.941	318,6	14:13'53.503	7	31.817	31.323	21.557	26.590	1'51.287	310,3	14:13'54.552
8	31.943	31.316	21.574	26.301	1'51.134	318,6	14:15'44.637	8	31.759	31.254	21.650	26.583	1'51.246	310,3	14:15'45.798
9	31.680	31.277	21.601	26.321	1'50.879	317,6	14:17'35.516	9	31.652	31.267	21.768	26.575	1'51.262	307,7	14:17'37.060
10	31.767	31.286	21.650	26.335	1'51.038	316,7	14:19'26.554	10	31.939	31.426	21.689	26.659	1'51.713	305,9	14:19'28.773
11	31.834	31.310	21.658	26.368	1'51.170	314,0	14:21'17.724	11	31.829	31.397	21.634	26.708	1'51.568	303,4	14:21'20.341
12	31.908	31.467	21.618	26.366	1'51.359	315,8	14:23'09.083	12	31.819	31.458	21.654	26.775	1'51.706	305,9	14:23'12.047
13	31.929	31.460	21.622	26.285	1'51.296	314,9	14:25'00.379	13	31.848	31.423	21.683	26.668	1'51.622	305,1	14:25'03.669
14	31.969	31.428	21.539	26.441	1'51.377	317,6	14:26'51.756	14	31.990	31.434	21.739	26.766	1'51.929	305,1	14:26'55.598
15	31.709	31.280	21.584	26.198	1'50.771	319,5	14:28'42.527	15	32.005	31.423	21.796	26.858	1'52.082	305,1	14:28'47.680
16	31.926	31.357	21.727	26.390	1'51.400	315,8	14:30'33.927	16	32.118	31.561	21.790	26.810	1'52.279	305,9	14:30'39.959
17	32.097	31.344	21.636	26.403	1'51.480	318,6	14:32'25.407	17	32.044	31.519	21.757	27.059	1'52.379	305,9	14:32'32.338
18	31.956	31.417	21.724	26.319	1'51.416	321,4	14:34'16.823	18	32.075	31.681	21.918	26.872	1'52.546	309,5	14:34'24.884
Race Time 33'24.043								Race Time 33'32.104							

3° 1 J. REA (1'50.623)								6° 54 T. RAZGATLIOGLU (1'50.834)							
Lap	Seg.1	Seg.2	Seg.3	Seg.4	Lap Time	km/h	Local Time	Lap	Seg.1	Seg.2	Seg.3	Seg.4	Lap Time	km/h	Local Time
1		31.178	21.520	26.431	1'53.564	306,8	14:02'46.344	1		31.726	22.101	26.541	1'55.468	308,6	14:02'48.248
2	31.564	30.971	21.587	26.501	1'50.623	308,6	14:04'36.967	2	31.624	31.194	21.628	26.388	1'50.834	312,1	14:04'39.082
3	31.781	31.190	21.635	26.362	1'50.968	308,6	14:06'27.935	3	31.844	31.285	21.632	26.382	1'51.143	314,0	14:06'30.225
4	31.624	31.329	21.592	26.405	1'50.950	310,3	14:08'18.885	4	31.696	31.486	21.568	26.463	1'51.213	314,0	14:08'21.438
5	31.627	31.250	21.578	26.351	1'50.806	310,3	14:10'09.691	5	32.530	31.617	21.693	26.358	1'52.198	315,8	14:10'13.636
6	31.692	31.330	21.527	26.471	1'51.020	311,2	14:12'00.711	6	31.701	31.467	21.672	26.425	1'51.265	316,7	14:12'04.901
7	31.755	31.296	21.560	26.540	1'51.151	309,5	14:13'51.862	7	31.754	31.609	21.724	26.563	1'51.650	318,6	14:13'56.551
8	32.068	31.293	21.689	26.333	1'51.383	314,0	14:15'43.245	8	31.757	31.607	21.806	26.479	1'51.649	316,7	14:15'48.200
9	31.696	31.293	21.704	26.381	1'51.074	312,1	14:17'34.319	9	31.857	31.489	21.899	26.665	1'51.910	313,0	14:17'40.110
10	31.718	31.250	21.707	26.337	1'51.012	311,2	14:19'25.331	10	31.758	31.487	21.768	26.693	1'51.706	311,2	14:19'31.816
11	31.806	31.298	21.657	26.426	1'51.187	309,5	14:21'16.518	11	31.928	31.469	21.790	26.866	1'52.053	305,9	14:21'23.869
12	31.748	31.313	21.579	26.415	1'51.055	312,1	14:23'07.573	12	31.993	31.542	21.799	26.740	1'52.074	308,6	14:23'15.943
13	31.801	31.278	21.748	26.335	1'51.162	312,1	14:24'58.735	13	32.004	31.617	21.890	26.933	1'52.444	305,9	14:25'08.387
14	31.916	31.381	21.757	26.392	1'51.446	312,1	14:26'50.181	14	32.109	31.788	21.989	26.955	1'52.841	306,8	14:27'01.228
15	31.962	31.396	22.337	26.498	1'52.193	308,6	14:28'42.374	15	32.192	31.679	21.940	27.086	1'52.897	306,8	14:28'54.125
16	32.184	31.395	21.792	26.478	1'51.849	312,1	14:30'34.223	16	32.277	31.921	22.040	27.078	1'53.316	307,7	14:30'47.441
17	32.177	31.465	21.730	26.607	1'51.979	312,1	14:32'26.202	17	32.215	32.004	22.422	27.304	1'53.945	306,8	14:32'41.386
18	32.187	31.689	21.856	26.708	1'52.440	309,5	14:34'18.642	18	32.428	32.058	22.121	27.377	1'53.984	308,6	14:34'35.370
Race Time 33'25.862								Race Time 33'42.590							

29/08/2020 P = Pits In/Out - C = Lap Time Cancelled

These data/results cannot be reproduced, stored and/or transmitted in whole or in part by any manner of electronic, mechanical, photocopying, recording, broadcasting or otherwise now known or herein after developed without the previous express consent by the copyright owner, except for reproduction in daily press and regular printed publications on sale to the public within 60 days of the event related to those data/results and always provided that copyright symbol appears together as follows below.

© DORNA WSBK ORGANIZATION Srl 2020



Prosecco DOC Aragon Round, 28 - 30 August 2020 Chronological Analysis Race 1

MotorLand Aragon 5.077 m

Start at 14:00'52.780

2 / 4

7° 76 L. BAZ (1'50.903)								10° 91 L. HASLAM (1'51.556)							
Lap	Seg.1	Seg.2	Seg.3	Seg.4	Lap Time	km/h	Local Time	Lap	Seg.1	Seg.2	Seg.3	Seg.4	Lap Time	km/h	Local Time
1		31.645	21.686	26.415	1'54.125	305,9	14:02'46.905	1		31.807	21.807	26.566	1'55.085	313,0	14:02'47.865
2	31.690	31.160	21.546	26.507	1'50.903	308,6	14:04'37.808	2	31.685	31.436	22.132	26.303	1'51.556	319,5	14:04'39.421
3	31.635	31.177	21.728	26.530	1'51.070	309,5	14:06'28.878	3	31.697	31.340	21.976	26.749	1'51.762	321,4	14:06'31.183
4	32.080	31.418	21.727	26.552	1'51.777	310,3	14:08'20.655	4	32.381	32.131	22.126	26.556	1'53.194	317,6	14:08'24.377
5	32.401	31.384	21.650	26.554	1'51.989	309,5	14:10'12.644	5	32.357	31.519	21.722	26.636	1'52.234	317,6	14:10'16.611
6	31.872	31.203	21.885	26.720	1'51.680	309,5	14:12'04.324	6	32.631	31.922	22.633	27.011	1'54.197	316,7	14:12'15.808
7	32.096	31.532	21.658	26.668	1'51.954	312,1	14:13'56.278	7	32.536	31.744	21.996	26.940	1'53.216	314,0	14:14'04.024
8	31.900	31.408	21.746	26.847	1'51.901	307,7	14:15'48.179	8	32.273	32.236	22.317	26.992	1'53.818	313,0	14:15'57.842
9	32.276	31.448	21.797	26.618	1'52.139	309,5	14:17'40.318	9	32.508	32.100	22.237	26.930	1'53.775	311,2	14:17'51.617
10	32.183	31.616	21.888	26.955	1'52.642	306,8	14:19'32.960	10	32.331	31.861	21.953	26.865	1'53.010	311,2	14:19'44.627
11	32.082	31.562	21.835	27.159	1'52.638	300,0	14:21'25.598	11	32.253	31.737	21.940	27.012	1'52.942	307,7	14:21'37.569
12	32.112	31.582	21.830	27.077	1'52.601	304,2	14:23'18.199	12	32.492	31.885	21.948	26.838	1'53.163	310,3	14:23'30.732
13	32.164	31.702	21.787	27.048	1'52.701	301,7	14:25'10.900	13	32.398	31.728	21.838	26.755	1'52.719	311,2	14:25'23.451
14	32.231	31.790	21.915	27.090	1'53.026	301,7	14:27'03.926	14	32.100	31.800	21.858	26.782	1'52.540	310,3	14:27'15.991
15	32.166	31.698	21.845	27.016	1'52.725	303,4	14:28'56.651	15	32.122	31.673	21.830	26.687	1'52.312	313,0	14:29'08.303
16	32.070	31.725	23.191	27.228	1'54.214	305,1	14:30'50.865	16	32.056	31.655	21.686	26.577	1'51.974	314,9	14:31'00.277
17	32.157	31.770	21.954	27.062	1'52.943	304,2	14:32'43.808	17	31.923	31.741	22.100	26.722	1'52.486	311,2	14:32'52.763
18	32.261	31.707	21.945	27.024	1'52.937	306,8	14:34'36.745	18	32.444	31.939	21.960	26.696	1'53.039	313,0	14:34'45.802
Race Time 33'43.965								Race Time 33'53.022							

8° 12 X. FORES (1'51.690)								11° 36 L. MERCADO (1'51.571)							
Lap	Seg.1	Seg.2	Seg.3	Seg.4	Lap Time	km/h	Local Time	Lap	Seg.1	Seg.2	Seg.3	Seg.4	Lap Time	km/h	Local Time
1		32.096	22.196	26.607	1'56.769	312,1	14:02'49.549	1		32.128	22.239	26.501	1'56.817	314,0	14:02'49.597
2	32.311	31.615	21.868	26.323	1'52.117	315,8	14:04'41.666	2	31.944	31.445	21.725	26.457	1'51.571	314,0	14:04'41.168
3	31.843	31.705	21.838	26.451	1'51.837	315,8	14:06'33.503	3	31.944	31.636	21.787	26.616	1'51.983	313,0	14:06'33.151
4	32.130	31.734	21.888	26.594	1'52.346	311,2	14:08'25.849	4	32.275	31.714	22.204	26.793	1'52.986	314,0	14:08'26.137
5	32.692	31.637	21.702	26.454	1'52.485	314,9	14:10'18.334	5	32.887	31.731	21.776	26.556	1'52.950	314,9	14:10'19.087
6	31.936	31.436	21.971	26.638	1'51.981	313,0	14:12'10.315	6	32.144	31.718	21.838	26.868	1'52.568	314,9	14:12'11.655
7	32.037	31.555	21.806	26.533	1'51.931	312,1	14:14'02.246	7	32.346	31.591	21.834	26.694	1'52.465	315,8	14:14'04.120
8	31.934	31.567	21.728	26.461	1'51.690	313,0	14:15'53.936	8	32.350	31.788	21.757	26.697	1'52.592	311,2	14:15'56.712
9	32.097	31.505	21.750	26.634	1'51.986	310,3	14:17'45.922	9	32.122	31.711	21.820	26.663	1'52.316	309,5	14:17'49.028
10	32.321	31.748	21.926	26.544	1'52.539	308,6	14:19'38.461	10	32.315	31.722	21.801	26.769	1'52.607	308,6	14:19'41.635
11	32.009	31.788	21.850	26.720	1'52.367	306,8	14:21'30.828	11	32.254	31.750	21.799	26.965	1'52.768	304,2	14:21'34.403
12	32.358	31.662	22.001	26.775	1'52.796	305,1	14:23'23.624	12	32.267	31.732	21.822	26.801	1'52.622	308,6	14:23'27.025
13	34.009	31.946	21.847	26.794	1'54.596	305,1	14:25'18.220	13	32.369	31.833	21.888	26.821	1'52.911	308,6	14:25'19.936
14	32.259	31.769	22.018	26.834	1'52.880	309,5	14:27'11.100	14	32.316	31.761	22.019	26.958	1'53.054	307,7	14:27'12.990
15	32.295	31.806	21.974	26.921	1'52.996	304,2	14:29'04.096	15	32.436	31.850	21.887	26.980	1'53.153	308,6	14:29'06.143
16	32.451	31.908	21.951	26.854	1'53.164	306,8	14:30'57.260	16	32.310	32.003	22.021	26.919	1'53.253	311,2	14:30'59.396
17	32.299	31.873	21.945	26.806	1'52.923	305,9	14:32'50.183	17	32.413	32.019	22.011	27.125	1'53.568	305,9	14:32'52.964
18	32.544	31.902	21.999	26.862	1'53.307	307,7	14:34'43.490	18	32.541	32.074	22.241	26.969	1'53.825	312,1	14:34'46.789
Race Time 33'50.710								Race Time 33'54.009							

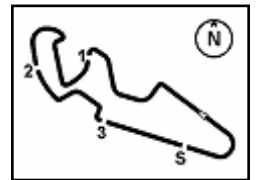
9° 64 F. CARICASULO (1'51.623)								12° 20 S. BARRIER (1'52.637)							
Lap	Seg.1	Seg.2	Seg.3	Seg.4	Lap Time	km/h	Local Time	Lap	Seg.1	Seg.2	Seg.3	Seg.4	Lap Time	km/h	Local Time
1		31.912	22.108	26.416	1'57.044	313,0	14:02'49.824	1		32.030	22.573	26.764	1'58.205	310,3	14:02'50.985
2	31.942	31.447	21.902	26.332	1'51.623	314,9	14:04'41.447	2	32.607	31.676	21.949	26.510	1'52.742	312,1	14:04'43.727
3	31.843	31.720	21.782	26.398	1'51.743	315,8	14:06'33.190	3	32.642	32.383	22.053	26.601	1'53.679	311,2	14:06'37.406
4	31.843	31.500	22.182	26.562	1'52.087	311,2	14:08'25.277	4	32.522	31.899	22.101	26.701	1'53.223	308,6	14:08'30.629
5	32.549	31.556	21.912	26.458	1'52.475	314,9	14:10'17.752	5	34.290	31.942	22.074	27.119	1'55.425	316,7	14:10'26.054
6	31.933	31.609	22.044	26.453	1'52.039	314,0	14:12'09.791	6	32.322	31.666	22.205	26.536	1'52.729	314,0	14:12'18.783
7	32.164	31.339	21.805	26.484	1'51.792	312,1	14:14'01.583	7	32.550	31.713	22.207	26.782	1'53.252	312,1	14:14'12.035
8	32.076	31.561	21.798	26.651	1'52.086	311,2	14:15'53.669	8	32.349	31.768	22.125	26.623	1'52.865	312,1	14:16'04.900
9	32.047	31.456	21.772	26.779	1'52.054	310,3	14:17'45.723	9	32.272	31.735	21.953	26.677	1'52.637	309,5	14:17'57.537
10	32.375	31.650	22.874	26.843	1'53.742	309,5	14:19'39.465	10	32.344	31.740	21.920	26.732	1'52.736	308,6	14:19'50.273
11	32.269	31.826	21.888	26.753	1'52.736	305,1	14:21'32.201	11	32.452	31.663	22.009	26.878	1'53.002	306,8	14:21'43.275
12	32.212	31.529	21.774	26.817	1'52.332	309,5	14:23'24.533	12	32.448	31.797	22.388	26.808	1'53.441	310,3	14:23'36.716
13	32.704	31.715	21.901	27.092	1'53.412	305,1	14:25'17.945	13	32.814	31.731	22.267	26.917	1'53.729	307,7	14:25'30.445
14	32.371	31.710	21.925	26.897	1'52.903	306,8	14:27'10.848	14	32.840	31.971	22.208	26.794	1'53.813	306,8	14:27'24.258
15	32.386	31.787	22.299	27.033	1'53.505	309,5	14:29'04.353	15	32.528	31.761	22.082	26.661	1'53.032	307,7	14:29'17.290
16	32.511	31.878	21.929	26.873	1'53.191	313,0	14:30'57.544	16	32.420	31.746	22.025	26.758	1'52.949	308,6	14:31'10.239
17	32.292	31.860	21.974	26.680	1'52.806	311,2	14:32'50.350	17	32.383	32.082	22.202	26.578	1'53.245	307,7	14:33'03.484
18	32.597	31.922	21.953	26.751	1'53.223	314,0	14:34'43.573	18	32.366	31.739	22.127	26.873	1'53.105	305,9	14:34'56.589
Race Time 33'50.793								Race Time 34'03.809							

29/08/2020

P = Pits In/Out - C = Lap Time Cancelled

These data/results cannot be reproduced, stored and/or transmitted in whole or in part by any manner of electronic, mechanical, photocopying, recording, broadcasting or otherwise now known or herein after developed without the previous express consent by the copyright owner, except for reproduction in daily press and regular printed publications on sale to the public within 60 days of the event related to those data/results and always provided that copyright symbol appears together as follows below.

© DORNA WSBK ORGANIZATION Srl 2020



Prosecco DOC Aragon Round, 28 - 30 August 2020 Chronological Analysis Race 1

MotorLand Aragon 5.077 m

Start at 14:00'52.780

3 / 4

13° 40 R. RAMOS (1'52.589)								16° 50 E. LAVERTY (1'52.508)							
Lap	Seg.1	Seg.2	Seg.3	Seg.4	Lap Time	km/h	Local Time	Lap	Seg.1	Seg.2	Seg.3	Seg.4	Lap Time	km/h	Local Time
1		32.552	22.524	26.952	1'58.947	308,6	14:02'51.727	1		32.282	22.467	26.720	1'58.882	316,7	14:02'51.662
2	32.335	31.709	22.070	26.678	1'52.792	309,5	14:04'44.519	2	32.129	31.878	21.785	26.716	1'52.508	317,6	14:04'44.170
3	32.236	32.450	22.027	26.684	1'53.397	309,5	14:06'37.916	3	32.053	33.893	21.794	26.605	1'54.345	318,6	14:06'38.515
4	32.226	32.031	22.005	26.909	1'53.171	311,2	14:08'31.087	4	32.157	31.794	21.878	26.731	1'52.560	321,4	14:08'31.075
5	33.699	31.863	22.000	26.787	1'54.349	307,7	14:10'25.436	5	32.566	31.932	22.049	26.783	1'53.330	317,6	14:10'24.405
6	32.239	31.742	21.907	26.763	1'52.651	308,6	14:12'18.087	6	32.278	31.668	21.869	26.777	1'52.592	315,8	14:12'16.997
7	32.275	31.745	21.918	26.757	1'52.695	305,1	14:14'10.782	7	32.313	31.714	21.743	26.822	1'52.592	314,9	14:14'09.589
8	32.163	31.742	21.908	26.776	1'52.589	305,1	14:16'03.371	8	32.388	31.643	21.843	32.407	1'58.281P	314,9	14:16'07.870
9	32.245	31.844	21.813	26.909	1'52.811	301,7	14:17'56.182	9	49.163	31.697	21.870	26.765	2'09.495P	313,0	14:18'17.365
10	32.370	31.737	21.982	26.934	1'53.023	301,7	14:19'49.205	10	32.248	31.705	21.860	26.714	1'52.527	316,7	14:20'09.892
11	32.453	31.924	21.975	27.123	1'53.475	298,3	14:21'42.680	11	32.258	32.016	21.897	26.981	1'53.152	309,5	14:22'03.044
12	32.608	32.091	21.910	27.040	1'53.649	301,7	14:23'36.329	12	32.078	31.815	22.055	26.874	1'52.822	313,0	14:23'55.866
13	32.768	32.000	22.208	27.097	1'54.073	300,0	14:25'30.402	13	32.413	31.871	22.032	26.760	1'53.076	314,9	14:25'48.942
14	33.115	32.245	22.075	26.819	1'54.254	305,9	14:27'24.656	14	32.483	31.779	21.993	26.942	1'53.197	312,1	14:27'42.139
15	32.457	32.017	22.130	26.791	1'53.395	305,1	14:29'18.051	15	32.510	31.870	21.921	26.901	1'53.202	312,1	14:29'35.341
16	32.272	31.866	22.072	27.009	1'53.219	305,1	14:31'11.270	16	32.577	31.950	22.015	26.981	1'53.523	314,0	14:31'28.864
17	32.464	31.973	22.055	26.996	1'53.488	303,4	14:33'04.758	17	32.518	32.073	22.092	27.010	1'53.693	311,2	14:33'22.557
18	32.397	32.094	22.310	27.227	1'54.028	299,2	14:34'58.786	18	32.542	32.004	22.165	27.056	1'53.767	314,0	14:35'16.324
Race Time 34'06.006								Race Time 34'23.544							

14° 33 M. MELANDRI (1'52.540)								17° 63 L. GABELLINI (1'53.653)							
Lap	Seg.1	Seg.2	Seg.3	Seg.4	Lap Time	km/h	Local Time	Lap	Seg.1	Seg.2	Seg.3	Seg.4	Lap Time	km/h	Local Time
1		32.578	22.438	26.726	1'58.458	317,6	14:02'51.238	1		32.490	22.609	27.216	1'59.917	304,2	14:02'52.697
2	33.130	32.113	22.223	26.863	1'54.329	318,6	14:04'45.567	2	32.591	31.841	22.130	27.091	1'53.653	303,4	14:04'46.350
3	32.567	32.621	22.378	26.618	1'54.184	318,6	14:06'39.751	3	32.287	32.484	22.350	27.267	1'54.388	305,1	14:06'40.738
4	32.849	32.444	22.487	27.076	1'54.856	315,8	14:08'34.607	4	32.485	32.119	22.519	27.385	1'54.508	304,2	14:08'35.246
5	35.943	32.882	22.422	26.789	1'58.036	319,5	14:10'32.643	5	33.802	32.231	22.429	27.376	1'55.838	302,5	14:10'31.084
6	32.511	32.004	22.258	26.670	1'53.443	320,5	14:12'26.086	6	32.664	32.216	22.101	27.379	1'54.360	303,4	14:12'25.444
7	32.826	31.913	22.254	26.596	1'53.589	315,8	14:14'19.675	7	32.909	32.220	22.192	27.400	1'54.721	302,5	14:14'20.165
8	32.270	32.076	22.127	26.626	1'53.099	316,7	14:16'12.774	8	32.655	32.107	22.136	27.373	1'54.271	301,7	14:16'14.436
9	32.524	31.849	22.058	26.571	1'53.002	314,0	14:18'05.776	9	32.780	32.142	22.168	27.362	1'54.452	299,2	14:18'08.888
10	32.434	31.874	21.963	26.712	1'52.983	314,0	14:19'58.759	10	32.810	32.360	25.913	28.612	1'59.695	295,9	14:20'08.583
11	32.661	31.932	21.983	26.769	1'53.345	310,3	14:21'52.104	11	33.411	32.590	22.229	27.755	1'55.985	297,5	14:22'04.568
12	33.185	32.455	22.401	27.197	1'55.238	312,1	14:23'47.342	12	32.654	32.427	22.431	27.805	1'55.317	297,5	14:23'59.885
13	33.555	32.442	22.456	26.789	1'55.242	313,0	14:25'42.584	13	33.339	32.676	22.662	27.525	1'56.202	300,0	14:25'56.087
14	32.508	31.969	22.136	26.699	1'53.312	314,0	14:27'35.896	14	33.197	32.872	22.347	27.743	1'56.159	295,9	14:27'52.246
15	32.320	32.145	21.977	26.776	1'53.218	313,0	14:29'29.114	15	33.340	32.663	22.470	27.736	1'56.209	295,9	14:29'48.455
16	32.305	31.859	21.838	26.538	1'52.540	314,9	14:31'21.654	16	33.086	32.392	22.509	27.705	1'55.692	298,3	14:31'44.147
17	32.296	32.004	22.233	26.947	1'53.480	314,0	14:33'15.134	17	33.208	32.705	22.431	27.834	1'56.178	297,5	14:33'40.325
18	33.174	32.572	22.617	27.097	1'55.460	313,0	14:35'10.594	18	33.559	33.604	23.153	28.080	1'58.396	300,0	14:35'38.721
Race Time 34'17.814								Race Time 34'45.941							

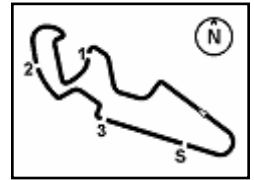
15° 13 T. TAKAHASHI (1'53.394)								RET 77 M. SCHEIB (1'51.369)							
Lap	Seg.1	Seg.2	Seg.3	Seg.4	Lap Time	km/h	Local Time	Lap	Seg.1	Seg.2	Seg.3	Seg.4	Lap Time	km/h	Local Time
1		32.742	22.578	27.357	1'59.826	303,4	14:02'52.606	1		32.004	22.233	26.318	1'56.217	312,1	14:02'48.997
2	32.311	31.953	22.071	27.059	1'53.394	309,5	14:04'46.000	2	31.966	31.505	21.671	26.227	1'51.369	315,8	14:04'40.366
3	32.229	32.730	22.300	26.894	1'54.153	307,7	14:06'40.153	3	31.917	31.765	21.638	26.507	1'51.827	312,1	14:06'32.193
4	32.565	32.517	22.455	27.161	1'54.698	307,7	14:08'34.851	4	31.828	31.845	22.194	26.396	1'52.263	314,0	14:08'24.456
5	34.695	32.182	22.250	27.035	1'56.162	309,5	14:10'31.013	5	32.568	31.574	21.730	26.536	1'52.408	314,0	14:10'16.864
6	32.289	32.339	22.082	27.096	1'53.806	306,8	14:12'24.819	6	31.933	31.597	21.746	26.583	1'51.859	310,3	14:12'08.723
7	32.934	32.102	22.023	27.262	1'54.321	307,7	14:14'19.140	7	31.974	31.498	21.715	26.573	1'51.760	307,7	14:14'00.483
8	32.470	32.232	21.993	27.243	1'53.938	302,5	14:16'13.078	8	31.949	31.637	21.787	26.499	1'51.872	306,8	14:15'52.355
9	32.554	32.132	22.241	27.232	1'54.159	303,4	14:18'07.237	9	32.070	31.603	21.681	27.500	1'52.854	300,8	14:17'45.209
10	32.650	32.149	21.954	27.201	1'53.954	307,7	14:20'01.191	10	32.464	31.621	21.823	26.801	1'52.709	304,2	14:19'37.918
11	32.518	32.161	21.975	27.325	1'53.979	303,4	14:21'55.170	11	32.283	31.787	21.918	27.099	1'53.087	301,7	14:21'31.005
12	32.399	32.191	21.949	27.336	1'53.875	305,9	14:23'49.045	12	32.347	31.787	21.893	26.662	1'52.689	311,2	14:23'23.694
13	32.780	32.275	22.266	27.208	1'54.529	304,2	14:25'43.574	13	1'02.593	37.448	28.184	36.506	2'44.731P	282,7	14:26'08.425
Race Time 34'21.476								Race Time 25'15.645							

RET 19 A. BAUTISTA (1'50.849)							
Lap	Seg.1	Seg.2	Seg.3	Seg.4	Lap Time	km/h	Local Time
1		31.942	22.382	26.353	1'56.110	320,5	14:02'48.890
2	31.935	31.458	21.524	26.301	1'51.218	325,3	14:04'40.108
3	32.238	31.488	21.457	26.146	1'51.329	324,3	14:06'31.437

29/08/2020 P = Pits In/Out - C = Lap Time Cancelled

These data/results cannot be reproduced, stored and/or transmitted in whole or in part by any manner of electronic, mechanical, photocopying, recording, broadcasting or otherwise now known or herein after developed without the previous express consent by the copyright owner, except for reproduction in daily press and regular printed publications on sale to the public within 60 days of the event related to those data/results and always provided that copyright symbol appears together as follows below.

© DORNA WSBK ORGANIZATION Srl 2020



Prosecco DOC Aragon Round, 28 - 30 August 2020 Chronological Analysis Race 1

Start at 14:00'52.780

4	32.356	31.984	21.733	26.312	1'52.385	322,4	14:08'23.822
5	32.677	31.361	21.468	26.221	1'51.727	323,4	14:10'15.549
6	31.729	31.281	21.545	26.425	1'50.980	327,3	14:12'06.529
7	31.601	31.500	21.420	26.328	1'50.849	325,3	14:13'57.378
8	31.590	31.415	21.554	26.327	1'50.886	323,4	14:15'48.264
9	31.934	31.390	21.575	26.545	1'51.444	319,5	14:17'39.708
10	31.673	31.560	21.534	26.373	1'51.140	320,5	14:19'30.848
11	31.661	31.473	21.473	26.494	1'51.101	317,6	14:21'21.949
12	31.690	31.473	21.515	26.478	1'51.156	319,5	14:23'13.105

Race Time 22'20.325

RET 31 G. GERLOFF (1'51.220)							
Lap	Seg.1	Seg.2	Seg.3	Seg.4	Lap Time	km/h	Local Time
1		31.858	22.088	26.533	1'55.863	314,0	14:02'48.643
2	31.825	31.257	21.679	26.529	1'51.290	316,7	14:04'39.933
3	31.627	31.278	21.762	26.553	1'51.220	317,6	14:06'31.153
4	32.172	31.520	21.810	26.563	1'52.065	311,2	14:08'23.218
5	31.938	31.462	21.669	26.553	1'51.622	313,0	14:10'14.840
6	31.760	31.491	21.765	26.795	1'51.811	313,0	14:12'06.651

Race Time 11'13.871

RET 22 A. LOWES (1'50.631)							
Lap	Seg.1	Seg.2	Seg.3	Seg.4	Lap Time	km/h	Local Time
1		31.300	21.746	26.449	1'53.736	312,1	14:02'46.516
2	31.692	30.865	21.592	26.482	1'50.631	313,0	14:04'37.147
3	31.808	31.239	21.645	26.350	1'51.042	314,9	14:06'28.189
4	31.651	31.444	21.513	26.472	1'51.080	316,7	14:08'19.269

Race Time 7'26.489

RET 66 T. SYKES (1'51.327)							
Lap	Seg.1	Seg.2	Seg.3	Seg.4	Lap Time	km/h	Local Time
1		32.064	21.972	26.370	1'55.901	316,7	14:02'48.681
2	31.945	31.280	21.745	26.394	1'51.364	317,6	14:04'40.045
3	31.959	31.269	21.639	26.460	1'51.327	314,9	14:06'31.372
4	32.264	31.735	22.836	44.412	2'11.247P	308,6	14:08'42.619

Race Time 7'49.839

RET 23 C. PONSSON (1'52.625)							
Lap	Seg.1	Seg.2	Seg.3	Seg.4	Lap Time	km/h	Local Time
1		32.249	22.414	26.844	1'58.026	305,1	14:02'50.806
2	32.228	31.585	22.103	26.709	1'52.625	309,5	14:04'43.431

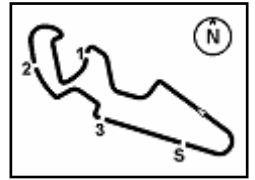
Race Time 3'50.651

29/08/2020

P = Pits In/Out - C = Lap Time Cancelled

These data/results cannot be reproduced, stored and/or transmitted in whole or in part by any manner of electronic, mechanical, photocopying, recording, broadcasting or otherwise now known or herein after developed without the previous express consent by the copyright owner, except for reproduction in daily press and regular printed publications on sale to the public within 60 days of the event related to those data/results and always provided that copyright symbol appears together as follows below.

© DORNA WSBK ORGANIZATION Srl 2020



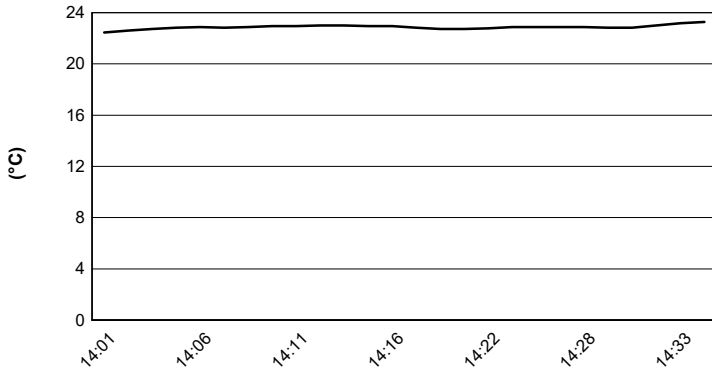
MotorLand Aragon 5.077 m

Prosecco DOC Aragon Round, 28 - 30 August 2020

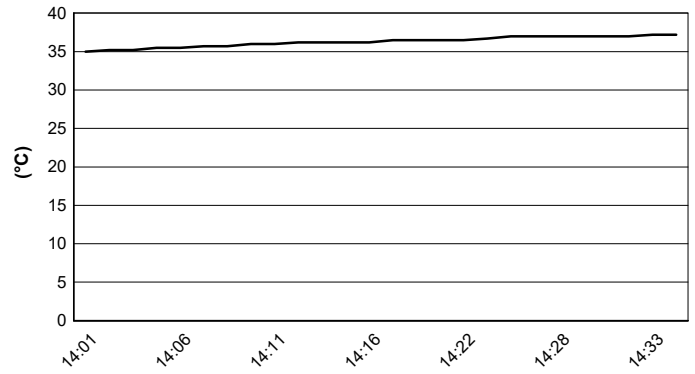
Weather Report Race 1

Session started 14:01 - Session ended 14:36

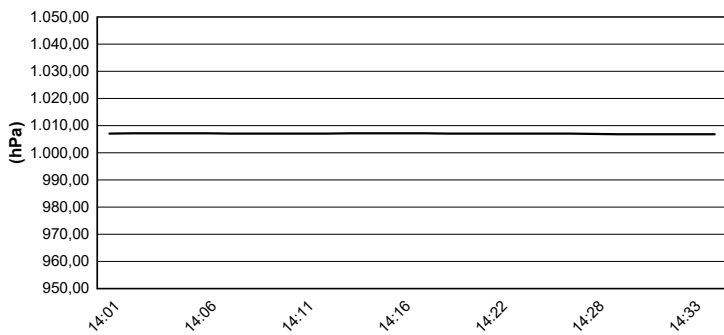
Air Temperature



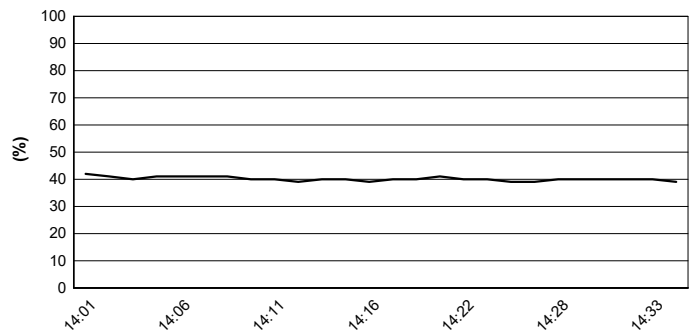
Track Temperature



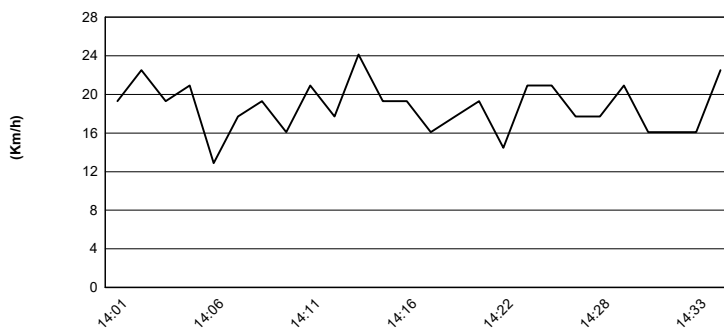
Air Pressure



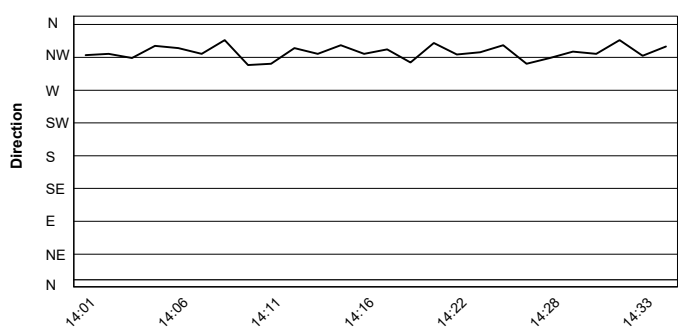
Humidity



Wind Speed



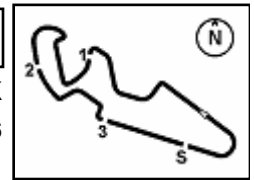
Wind Direction



29/08/2020

These data/results cannot be reproduced, stored and/or transmitted in whole or in part by any manner of electronic, mechanical, photocopying, recording, broadcasting or otherwise now known or herein after developed without the previous express consent by the copyright owner, except for reproduction in daily press and regular printed publications on sale to the public within 60 days of the event related to those data/results and always provided that copyright symbol appears together as follows below.

© DORNA WSBK ORGANIZATION Srl 2020



Prosecco DOC Aragon Round, 28 - 30 August 2020
Manufacturers Standings

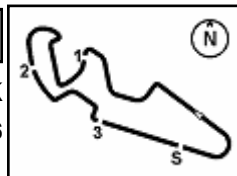
	Points	Points From First	Points From Previous	March 1	August 2	August 9	August 30	September 6	September 20	October 4	October 18						
				PHILLIP ISLAND	JEREZ	PORTIMÃO	ARAGON	TERUEL	BARCELONA	MAGNY-COURS	ESTORIL						
1 KAWASAKI	178			20 25 12	20 11 12	25 25 12	16										
2 DUCATI	159	19		16 16 7	25 25 9	11 20 5	25										
3 YAMAHA	142	36	17	25 13 9	16 16 7	20 16 9	11										
4 HONDA	66	112	76	11 10 2	9 8 1	7 11 1	6										
5 BMW	48	130	18	7 6 4	1 5 4	8 9 4											
6 APRILIA	4	174	44		4												

29/08/2020 First Line: Race 1 & 2 - Second Line: Tissot Superpole Race

These data/results cannot be reproduced, stored and/or transmitted in whole or in part by any manner of electronic, mechanical, photocopying, recording, broadcasting or otherwise now known or herein after developed without the previous express consent by the copyright owner, except for reproduction in daily press and regular printed publications on sale to the public within 60 days of the event related to those data/results and always provided that copyright symbol appears together as follows below.

© DORNA WSBK ORGANIZATION Srl 2020





Prosecco DOC Aragon Round, 28 - 30 August 2020

Best Laps & Speeds

No.	Rider Bike	Nat	Best Lap		FP1		FP2		FP3		SP		RC1	
			LL	SPD	LL	SPD	LL	SPD	LL	SPD	LL	SPD	LL	SPD
1	J. REA Kawasaki ZX-10RR	GBR	1'48.860	63 313,9	1'50.736	13 305,9	1'50.865	17 309,4	1'50.287	8 313,9	7 312,1	1'48.860	18 313,9	1'50.623
2	L. BAZ Yamaha YZF R1	FRA	1'49.031	63 312,1	1'50.979	15 301,6	1'52.175	14 302,5	1'50.476	10 307,6	6 306,8	1'49.031	18 312,1	1'50.903
3	S. REDDING Ducati Panigale V4 R	GBR	1'49.164	67 324,3	1'51.439	16 313,9	1'51.031	15 310,3	1'51.108	7 323,3	11 321,4	1'49.164	18 324,3	1'50.681
4	A. LOWES Kawasaki ZX-10RR	GBR	1'49.225	50 316,7	1'51.084	16 312,1	1'51.001	11 314,8	1'50.652	10 316,7	9 313,9	1'49.225	4 316,7	1'50.631
5	M. RINALDI Ducati Panigale V4 R	ITA	1'49.256	67 321,4	1'50.601	15 310,3	1'51.140	15 307,6	1'50.697	10 317,6	9 313,0	1'49.256	18 321,4	1'50.923
6	L. HASLAM Honda CBR1000RR-R	GBR	1'49.430	63 321,4	1'51.191	11 308,5	1'51.242	14 312,1	1'50.702	10 319,5	10 314,8	1'49.430	18 321,4	1'51.556
7	A. BAUTISTA Honda CBR1000RR-R	ESP	1'49.470	43 327,2	1'50.765	13 321,4			1'50.605	8 323,3	10 322,3	1'49.470	12 327,2	1'50.849
8	M. VAN DER MARK Yamaha YZF R1	NED	1'49.531	71 315,7	1'51.060	21 313,0	1'51.548	16 309,4	1'50.539	9 313,9	7 315,7	1'49.531	18 313,9	1'50.892
9	C. DAVIES Ducati Panigale V4 R	GBR	1'49.543	77 324,3	1'50.543	19 310,3	1'51.218	21 310,3	1'50.732	10 318,5	9 314,8	1'49.543	18 324,3	1'50.394
10	G. GERLOFF Yamaha YZF R1	USA	1'49.627	55 317,6	1'51.404	17 309,4	1'52.179	17 305,9	1'51.698	7 314,8	8 312,1	1'49.627	6 317,6	1'51.220
11	T. RAZGATLIOGLU Yamaha YZF R1	TUR	1'49.683	67 318,5	1'51.516	16 312,1	1'51.097	18 312,1	1'51.333	8 313,0	7 311,2	1'49.683	18 318,5	1'50.834
12	M. SCHEIB Kawasaki ZX-10RR	CHI	1'49.707	62 315,7	1'51.450	16 303,3	1'52.055	17 309,4	1'51.423	9 310,3	7 313,9	1'49.707	13 315,7	1'51.369
13	X. FORES Kawasaki ZX-10RR	ESP	1'50.129	76 315,7	1'52.013	19 306,8	1'52.214	20 305,9	1'51.750	10 313,0	9 310,3	1'50.129	18 315,7	1'51.690
14	T. SYKES BMW S1000 RR	GBR	1'50.168	43 317,6	1'50.926	11 308,5	1'51.337	14 305,9	1'50.747	7 312,1	7 311,2	1'50.168	4 317,6	1'51.327
15	L. MERCADO Ducati Panigale V4 R	ARG	1'50.300	70 315,7	1'52.995	15 306,8	1'53.077	19 305,0	1'52.039	8 310,3	10 313,9	1'50.300	18 315,7	1'51.571
16	F. CARICASULO Yamaha YZF R1	ITA	1'50.351	73 315,7	1'51.987	17 304,2	1'52.886	20 303,3	1'51.032	9 315,7	9 309,4	1'50.351	18 315,7	1'51.623
17	C. PONSSON Aprilia RSV4 1000	FRA	1'50.922	43 310,3	1'53.285	13 303,3	1'53.491	9 302,5	1'53.359	10 310,3	9 309,4	1'50.922	2 309,4	1'52.625
18	E. LAVERTY BMW S1000 RR	IRL	1'50.933	67 321,4	1'52.051	17 307,6	1'52.028	16 311,2	1'51.357	6 312,1	10 313,0	1'50.933	18 321,4	1'52.508
19	M. MELANDRI Ducati Panigale V4 R	ITA	1'51.014	65 321,4	1'52.133	15 314,8	1'52.527	15 314,8	1'52.735	10 319,5	7 321,4	1'51.014	18 320,4	1'52.540
20	S. BARRIER Ducati Panigale V4 R	FRA	1'51.078	65 316,7	1'52.780	17 309,4	1'53.103	17 310,3	1'52.698	6 312,1	7 313,0	1'51.078	18 316,7	1'52.637
21	R. RAMOS Kawasaki ZX-10RR	ESP	1'51.437	70 311,2	1'52.530	19 301,6	1'53.126	14 302,5	1'52.839	10 307,6	9 310,3	1'51.437	18 311,2	1'52.589
22	T. TAKAHASHI Honda CBR1000RR-R	JPN	1'52.445	73 313,0	1'54.003	18 303,3	1'53.657	19 303,3	1'53.594	8 313,0	10 310,3	1'52.445	18 309,4	1'53.394
23	L. GABELLINI Honda CBR1000RR-R	ITA	1'52.601	73 305,0	1'56.808	20 297,5	1'55.086	19 299,1	1'54.760	9 303,3	7 303,3	1'52.601	18 305,0	1'53.653

29/08/2020

These data/results cannot be reproduced, stored and/or transmitted in whole or in part by any manner of electronic, mechanical, photocopying, recording, broadcasting or otherwise now known or herein after developed without the previous express consent by the copyright owner, except for reproduction in daily press and regular printed publications on sale to the public within 60 days of the event related to those data/results and always provided that copyright symbol appears together as follows below.

© DORNA WSBK ORGANIZATION Srl 2020

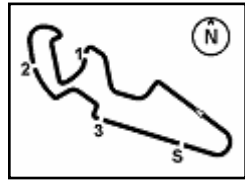
FICR PERUGIA TIMING



Official Tyre Supplier



Official Timekeeper



MotorLand Aragon 5.077 m

Prosecco DOC Aragon Round, 28 - 30 August 2020
Pirelli Best Lap Award

	Points	Points From First	Points From Previous	March 1	August 2	August 9	August 30	September 6	September 20	October 4	October 18						
				PHILLIP ISLAND	JEREZ	PORTIMÃO	ARAGON	TERUEL	BARCELONA	MAGNY-COURS	ESTORIL						
1 REA Jonathan (GBR)	4			1	1	1 1											
2 REDDING Scott (GBR)	2 2			1	1												
3 DAVIES Chaz (GBR)	1 3 1						1										

29/08/2020

These data/results cannot be reproduced, stored and/or transmitted in whole or in part by any manner of electronic, mechanical, photocopying, recording, broadcasting or otherwise now known or herein after developed without the previous express consent by the copyright owner, except for reproduction in daily press and regular printed publications on sale to the public within 60 days of the event related to those data/results and always provided that copyright symbol appears together as follows below.

© DORNA WSBK ORGANIZATION Srl 2020

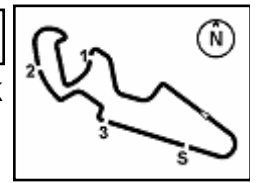
FKR PERUGIA TIMING



Official Tyre Supplier



Official Timekeeper



Prosecco DOC Aragon Round, 28 - 30 August 2020
Hyundai N-spired Award

MotorLand Aragon 5.077 m

Points	Points From First	Points From Previous	March 1	August 2	August 9	August 30	September 6	September 20	October 4	October 18								
			PHILLIP ISLAND	JEREZ	PORTIMÃO	ARAGON	TERUEL	BARCELONA	MAGNY-COURS	ESTORIL								
1 DAVIES Chaz (GBR)	42		8 <u>10</u>	3 3	2 9	7												
2 MELANDRI Marco (ITA)	32	10		<u>11</u> <u>10</u>	2 4	5												
3 BAUTISTA Alvaro (ESP)	31	11	1	<u>9</u> 8	1 3	<u>3</u> 7												
4 GABELLINI Lorenzo (ITA)	22	20	9		5 3	3 5	6											
5 RINALDI Michael Ruben (ITA)	21	21	1	4	4 8	2 2	1											
6 BARRIER Sylvain (FRA)	19	23	2		5	2 4	<u>8</u>											
7 MERCADO Leandro (ARG)	18	24	1		5	2 7	4											
8 RAZGATLIOGLU Toprak (TUR)	17	25	1	3	2 7		5											
9 TAKAHASHI Takumi (JPN)	16	26	1		5	2 2	7											
10 LOWES Alex (GBR)	16	26	0	6 3	5 2													
11 CARICASULO Federico (ITA)	14	28	2			1 6	7											
12 FORES Xavi (ESP)	13	29	1		3 3	2	5											
13 VAN DER MARK Michael (NED)	12	30	1	2 1		2 4	3											
14 PONSSON Christophe (FRA)	11	31	1		6	5												
15 RAMOS Román (ESP)	8	34	3				8											
16 GERLOFF Garrett (USA)	7	35	1	3	4													
17 REDDING Scott (GBR)	7	35	0		1	1 3	2											
18 SCHEIB Maximilian (CHI)	5	37	2	5														
19 LAVERTY Eugene (IRL)	4	38	1	2			2											
20 BAZ Loris (FRA)	1	41	3		1													
21 CORTESE Sandro (GER)	1	41	0	1														

29/08/2020

These data/results cannot be reproduced, stored and/or transmitted in whole or in part by any manner of electronic, mechanical, photocopying, recording, broadcasting or otherwise now known or herein after developed without the previous express consent by the copyright owner, except for reproduction in daily press and regular printed publications on sale to the public within 60 days of the event related to those data/results and always provided that copyright symbol appears together as follows below.

© DORNA WSBK ORGANIZATION Srl 2020

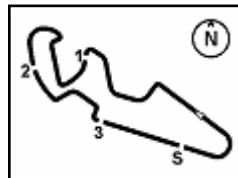
FIGR PERUGIA TIMING



Official Tyre Supplier



Official Timekeeper



MotorLand Aragon 5.077 m

Prosecco DOC Aragon Round, 28 - 30 August 2020 Championship Standings

1 / 2

Points	Points From First	Points From Previous	March 1 PHILLIP ISLAND		August 2 JEREZ		August 9 PORTIMÃO		August 30 ARAGON		September 6 TERUEL		September 20 BARCELONA		October 4 MAGNY-COURS		October 18 ESTORIL		
			1	2	1	2	1	2	1	2	1	2	1	2	1	2	1	2	
1	REDDING Scott (GBR)	157	16	16	25	25	9	20	25										
			7		9		5												
2	REA Jonathan (GBR)	152	5		20	10	25	25	16										
			12		12		12												
3	RAZGATLIOGLU Toprak (TUR)	113	44	39	25	16	16	20	8	10									
			9		9		9												
4	DAVIES Chaz (GBR)	95	62	18	8	11	13	20	5	13	20								
			5		5		5												
5	VAN DER MARK Michael (NED)	93	64	2	13	13		9	16	16	11								
			5		7		3												
6	LOWES Alex (GBR)	91	66	2	20	25	7	11	13										
			6		3		6												
7	RINALDI Michael Ruben (ITA)	66	91	25	6		10	13	11	10	13								
			1		1		2												
8	BAZ Loris (FRA)	63	94	3	9	8	11		10		9								
			3		6		7												
9	BAUTISTA Alvaro (ESP)	55	102	8	10	10	9	8	7	11									
10	SYKES Tom (GBR)	47	110	8	7	6		5	8	9									
			4		4		4												
11	HASLAM Leon (GBR)	42	115	5	11	4	6	4	4	3	6								
			2		1		1												
12	FORES Xavi (ESP)	22	135	20		5	3	3	3		8								
13	GERLOFF Garrett (USA)	22	135	0	2		5	6	2	5									
							2												
14	MELANDRI Marco (ITA)	19	138	3			8	7		2	2								
15	CARICASULO Federico (ITA)	19	138	0	4				1	7	7								
16	LAVERTY Eugene (IRL)	16	141	3	5		1		6	4									
17	CORTESE Sandro (GER)	14	143	2	3	7	2	2											
18	MERCADO Leandro (ARG)	12	145	2				1		6	5								
19	SCHEIB Maximilian (CHI)	10	147	2	1	9													
20	BARRIER Sylvain (FRA)	5	152	5						1	4								
21	PONSSON Christophe (FRA)	4	153	1			4												
22	RAMOS Román (ESP)	3	154	1						3									
23	TAKAHASHI Takumi (JPN)	1	156	2						1									

29/08/2020 First Line: Race 1 & 2 - Second Line: Tissot Superpole Race

These data/results cannot be reproduced, stored and/or transmitted in whole or in part by any manner of electronic, mechanical, photocopying, recording, broadcasting or otherwise now known or herein after developed without the previous express consent by the copyright owner, except for reproduction in daily press and regular printed publications on sale to the public within 60 days of the event related to those data/results and always provided that copyright symbol appears together as follows below.

© DORNA WSBK ORGANIZATION Srl 2020

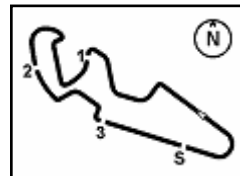
FICR PERUGIA TIMING



Official Tyre Supplier



Official Timekeeper



Prosecco DOC Aragon Round, 28 - 30 August 2020 Championship Standings

MotorLand Aragon 5.077 m

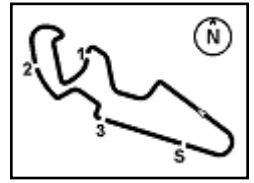
Points	Points From First	Points From Previous	Independent Riders															
			March 1 PHILLIP ISLAND	August 2 JEREZ	August 9 PORTIMÃO	August 30 ARAGON	September 6 TERUEL	September 20 BARCELONA	October 4 MAGNY-COURS	October 18 ESTORIL								
1	RINALDI Michael Ruben (ITA)	66	6 1	10 13	11 10 2	13												
2	BAZ Loris (FRA)	63 3	9 8 3	11 6	10 7	9												
3	FORES Xavi (ESP)	22 44 41	5	3 3	3	8												
4	GERLOFF Garrett (USA)	22 44 0	2	5 6 2	2 5													
5	MELANDRI Marco (ITA)	19 47 3		8 7	2 2													
6	CARICASULO Federico (ITA)	19 47 0	4		1 7 7													
7	CORTESE Sandro (GER)	14 52 5	3 7	2 2														
8	MERCADO Leandro (ARG)	12 54 2		1	6 5													
9	SCHEIB Maximilian (CHI)	10 56 2	1 9															
10	BARRIER Sylvain (FRA)	5 61 5			1 4													
11	PONSSON Christophe (FRA)	4 62 1		4														
12	RAMOS Román (ESP)	3 63 1			3													
13	TAKAHASHI Takumi (JPN)	1 65 2			1													

29/08/2020 First Line: Race 1 & 2 - Second Line: Tissot Superpole Race

These data/results cannot be reproduced, stored and/or transmitted in whole or in part by any manner of electronic, mechanical, photocopying, recording, broadcasting or otherwise now known or herein after developed without the previous express consent by the copyright owner, except for reproduction in daily press and regular printed publications on sale to the public within 60 days of the event related to those data/results and always provided that copyright symbol appears together as follows below.

© DORNA WSBK ORGANIZATION Srl 2020





MotorLand Aragon 5.077 m

Prosecco DOC Aragon Round, 28 - 30 August 2020
Provisional Starting Grid - Tissot Superpole Race

10 Laps x 5,077 km = 50,770 km

Rank	Number	Name	Team	Time	Flag
1	1	REA J.	Kawasaki	1'48.860	1
2	22	LOWES A.	Kawasaki	1'49.225	2
3	19	BAUTISTA A.	Honda	1'49.470	3
4	31	GERLOFF G.	Yamaha	1'49.627	4
5	12	FORES X.	Kawasaki	1'50.129	5
6	64	CARICASULO F.	Yamaha	1'50.351	6
7	33	MELANDRI M.	Ducati	1'51.014	7
8	13	TAKAHASHI T.	Honda	1'52.445	8
9	76	BAZ L.	Yamaha	1'49.031	
10	45	REDDING S.	Ducati	1'49.164	
11	21	RINALDI M.	Ducati	1'49.256	
12	7	DAVIES C.	Ducati	1'49.543	
13	60	VAN DER MARK M.	Yamaha	1'49.531	
14	54	RAZGATLIOGLU T.	Yamaha	1'49.683	
15	36	MERCADO L.	Ducati	1'50.300	
16	66	SYKES T.	BMW	1'50.168	
17	23	PONSSON C.	Aprilia	1'50.922	
18	50	LAVERTY E.	BMW	1'50.933	
19	40	RAMOS R.	Kawasaki	1'51.437	
20	20	BARRIER S.	Ducati	1'51.078	
21	63	GABELLINI L.	Honda	1'52.601	
22	91	HASLAM L.	Honda	1'49.430	

29/08/2020 The Race Director

These data/results cannot be reproduced, stored and/or transmitted in whole or in part by any manner of electronic, mechanical, photocopying, recording, broadcasting or otherwise now known or herein after developed without the previous express consent by the copyright owner, except for reproduction in daily press and regular printed publications on sale to the public within 60 days of the event related to those data/results and always provided that copyright symbol appears together as follows below.

© DORNA WSBK ORGANIZATION Srl 2020

FICR PERUGIA TIMING



Official Tyre Supplier



Official Timekeeper