

## Prosecco DOC Aragon Round, 28 - 30 August 2020

### Results Free Practice 2nd Session

MotorLand Aragon 5.077 m

1 / 2

No.	Rider	Nat	Team	Bike	Class	Time	Gap	Rel.	Laps	Speed	
										Avg	Max
1	<b>1 J. REA</b>	GBR	Kawasaki Racing Team WorldSBK	Kawasaki ZX-10RR		<b>1'50.865</b>			17	164,860	<b>309,5</b>
2	<b>22 A. LOWES</b>	GBR	Kawasaki Racing Team WorldSBK	Kawasaki ZX-10RR		<b>1'51.001</b>	0.136	0.136	11	164,658	<b>314,9</b>
3	<b>45 S. REDDING</b>	GBR	ARUBA.IT Racing - Ducati	Ducati Panigale V4 R		<b>1'51.031</b>	0.166	0.030	15	164,613	<b>310,3</b>
4	<b>54 T. RAZGATLIOGLU</b>	TUR	PATA YAMAHA WorldSBK Official Team	Yamaha YZF R1		<b>1'51.097</b>	0.232	0.066	18	164,516	<b>312,1</b>
5	<b>21 M. RINALDI</b>	ITA	Team GOELEVEN	Ducati Panigale V4 R	IND	<b>1'51.140</b>	0.275	0.043	15	164,452	<b>307,7</b>
6	<b>7 C. DAVIES</b>	GBR	ARUBA.IT Racing - Ducati	Ducati Panigale V4 R		<b>1'51.218</b>	0.353	0.078	21	164,337	<b>310,3</b>
7	<b>91 L. HASLAM</b>	GBR	Team HRC	Honda CBR1000RR-R		<b>1'51.242</b>	0.377	0.024	14	164,301	<b>312,1</b>
8	<b>66 T. SYKES</b>	GBR	BMW Motorrad WorldSBK Team	BMW S1000 RR		<b>1'51.337</b>	0.472	0.095	14	164,161	<b>305,9</b>
9	<b>60 M. VAN DER MARK</b>	NED	PATA YAMAHA WorldSBK Official Team	Yamaha YZF R1		<b>1'51.548</b>	0.683	0.211	16	163,851	<b>309,5</b>
10	<b>50 E. LAVERTY</b>	IRL	BMW Motorrad WorldSBK Team	BMW S1000 RR		<b>1'52.028</b>	1.163	0.480	16	163,148	<b>311,2</b>
11	<b>77 M. SCHEIB</b>	CHI	ORELAC Racing VERDNATURA	Kawasaki ZX-10RR	IND	<b>1'52.055</b>	1.190	0.027	17	163,109	<b>309,5</b>
12	<b>76 L. BAZ</b>	FRA	Ten Kate Racing Yamaha	Yamaha YZF R1	IND	<b>1'52.175</b>	1.310	0.120	14	162,935	<b>302,5</b>
13	<b>31 G. GERLOFF</b>	USA	GRT Yamaha WorldSBK Junior Team	Yamaha YZF R1	IND	<b>1'52.179</b>	1.314	0.004	17	162,929	<b>305,9</b>
14	<b>12 X. FORES</b>	ESP	Kawasaki Puccetti Racing	Kawasaki ZX-10RR	IND	<b>1'52.214</b>	1.349	0.035	20	162,878	<b>305,9</b>
15	<b>33 M. MELANDRI</b>	ITA	Barni Racing Team	Ducati Panigale V4 R	IND	<b>1'52.527</b>	1.662	0.313	15	162,425	<b>314,9</b>
16	<b>64 F. CARICASULO</b>	ITA	GRT Yamaha WorldSBK Junior Team	Yamaha YZF R1	IND	<b>1'52.886</b>	2.021	0.359	20	161,908	<b>303,4</b>
17	<b>36 L. MERCADO</b>	ARG	Motocorsa Racing	Ducati Panigale V4 R	IND	<b>1'53.077</b>	2.212	0.191	19	161,635	<b>305,1</b>
18	<b>20 S. BARRIER</b>	FRA	Brixx Performance	Ducati Panigale V4 R	IND	<b>1'53.103</b>	2.238	0.026	17	161,598	<b>310,3</b>
19	<b>40 R. RAMOS</b>	ESP	OUTDO Kawasaki TPR	Kawasaki ZX-10RR	IND	<b>1'53.126</b>	2.261	0.023	14	161,565	<b>302,5</b>
20	<b>23 C. PONSSON</b>	FRA	Nuova M2 Racing	Aprilia RSV4 1000	IND	<b>1'53.491</b>	2.626	0.365	9	161,045	<b>302,5</b>
21	<b>13 T. TAKAHASHI</b>	JPN	MIE Racing Althea HONDA Team	Honda CBR1000RR-R	IND	<b>1'53.657</b>	2.792	0.166	19	160,810	<b>303,4</b>
22	<b>63 L. GABELLINI</b>	ITA	MIE Racing Althea HONDA Team	Honda CBR1000RR-R	IND	<b>1'55.086</b>	4.221	1.429	19	158,813	<b>299,2</b>
----- Out 107% in this Session -----											
23	<b>19 A. BAUTISTA</b>	ESP	Team HRC	Honda CBR1000RR-R					2		<b>313,0</b>

Qualifying Lap Time (107% of 1'50.865): 1'58.627

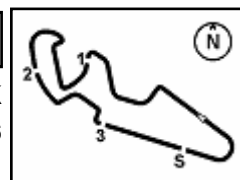
AIR	Humidity:	47%	Temp:	30°C
TRACK	Condition:	Dry	Temp:	47°C

Records	Pole (SP)	2019 A.Bautista	1'49.049	167,610	Km/h
	Race (RC1)	2019 A.Bautista	1'49.755	166,530	Km/h
	All Times (SP)	2019 A.Bautista	1'49.049	167,610	Km/h

Start	End	The results are provisional until the end of the time limit for protests and appeals and the completion of the technical checks.
28/08/2020 15:00	15:52	

These data/results cannot be reproduced, stored and/or transmitted in whole or in part by any manner of electronic, mechanical, photocopying, recording, broadcasting or otherwise now known or herein after developed without the previous express consent by the copyright owner, except for reproduction in daily press and regular printed publications on sale to the public within 60 days of the event related to those data/results and always provided that copyright symbol appears together as follows below.

© DORNA WSBK ORGANIZATION Srl 2020



## Prosecco DOC Aragon Round, 28 - 30 August 2020

### Results Free Practice 2nd Session

#### Session Highlights

Local Time	No. Rider	Description
15.00.00		Start
15.02.08		WorldSBK Pit Intervention Time: 56secs
15.04.53	54 T. RAZGATLIOGLU	On Asphalt - Re-Joined - Turn 1
15.05.35	63 L. GABELLINI	On Asphalt - Re-Joined - Turn 14
15.07.28	23 C. PONSSON	On Asphalt - Re-Joined - Turn 12
15.07.33	77 M. SCHEIB	On Asphalt - Re-Joined - Turn 11
15.10.47	63 L. GABELLINI	On Asphalt - Re-Joined - Turn 1
15.11.00	13 T. TAKAHASHI	On Asphalt - Re-Joined - Turn 4
15.12.21	20 S. BARRIER	On Asphalt - Re-Joined - Turn 1
15.13.26	20 S. BARRIER	On Asphalt - Re-Joined - Turn 12
15.13.40	63 L. GABELLINI	On Asphalt - Re-Joined - Turn 14
15.17.02	1 J. REA	On Asphalt - Re-Joined - Turn 5
15.23.07	77 M. SCHEIB	On Asphalt - Re-Joined - Turn 1
15.25.12	45 S. REDDING	On Asphalt - Re-Joined - Turn 12
15.25.57	21 M. RINALDI	On Asphalt - Re-Joined - Turn 12
15.27.23	23 C. PONSSON	Crashed - Turn 16
15.28.37	91 L. HASLAM	Current Lap Cancelled - Exceeded Track Limits - Turn 5
15.36.13	64 F. CARICASULO	On Asphalt - Re-Joined - Turn 1
15.38.16	22 A. LOWES	Crashed - Turn 14
15.40.16	40 R. RAMOS	On Asphalt - Re-Joined - Turn 9
15.43.14	12 X. FORES	On Asphalt - Re-Joined - Turn 1
15.48.35	91 L. HASLAM	Crashed - Turn 1
15.49.23	91 L. HASLAM	Re-joined
15.49.50	77 M. SCHEIB	On Asphalt - Re-Joined - Turn 16
15.52.27		End Of Session

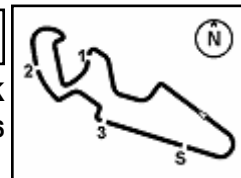
#### Fastest Laps Sequence

No.	Rider	Nat	Team	Bike	Local Time	Time	Gap	Avg
50	E. LAVERTY	IRL	BMW Motorrad WorldSBK Team	BMW S1000 RR	15:03'49.157	<b>1'52.663</b>		162,229
54	T. RAZGATLIOGLU	TUR	PATA YAMAHA WorldSBK Official Team	Yamaha YZF R1	15:03'58.908	<b>1'51.097</b>	-1.566	164,516
22	A. LOWES	GBR	Kawasaki Racing Team WorldSBK	Kawasaki ZX-10RR	15:04'05.879	<b>1'51.001</b>	-0.096	164,658
1	J. REA	GBR	Kawasaki Racing Team WorldSBK	Kawasaki ZX-10RR	15:49'44.665	<b>1'50.865</b>	-0.136	164,860

Start 15:00 End 15:52 The results are provisional until the end of the time limit for protests and appeals and the completion of the technical checks.

These data/results cannot be reproduced, stored and/or transmitted in whole or in part by any manner of electronic, mechanical, photocopying, recording, broadcasting or otherwise now known or herein after developed without the previous express consent by the copyright owner, except for reproduction in daily press and regular printed publications on sale to the public within 60 days of the event related to those data/results and always provided that copyright symbol appears together as follows below.

© DORNA WSBK ORGANIZATION Srl 2020



## Prosecco DOC Aragon Round, 28 - 30 August 2020

### Free Practices Combined Results after FP2

MotorLand Aragon 5.077 m

No.	Rider	Nat	Team	Bike	Class	FP1	FP2	FP3	Time	Gap	Rel.	Avg	LL
1	<b>7 C. DAVIES</b>	GBR	ARUBA.IT Racing - Ducati	Ducati Panigale V4 R		<b>1'50.543</b>	1'51.218		<b>1'50.543</b>			165,340	40
2	<b>21 M. RINALDI</b>	ITA	Team GOELEVEN	Ducati Panigale V4 R	IND	<b>1'50.601</b>	1'51.140		<b>1'50.601</b>	0.058	0.058	165,253	30
3	<b>1 J. REA</b>	GBR	Kawasaki Racing Team WorldSBK	Kawasaki ZX-10RR		<b>1'50.736</b>	1'50.865		<b>1'50.736</b>	0.193	0.135	165,052	30
4	<b>19 A. BAUTISTA</b>	ESP	Team HRC	Honda CBR1000RR-R		<b>1'50.765</b>			<b>1'50.765</b>	0.222	0.029	165,009	15
5	<b>66 T. SYKES</b>	GBR	BMW Motorrad WorldSBK Team	BMW S1000 RR		<b>1'50.926</b>	1'51.337		<b>1'50.926</b>	0.383	0.161	164,769	25
6	<b>76 L. BAZ</b>	FRA	Ten Kate Racing Yamaha	Yamaha YZF R1	IND	<b>1'50.979</b>	1'52.175		<b>1'50.979</b>	0.436	0.053	164,691	29
7	<b>22 A. LOWES</b>	GBR	Kawasaki Racing Team WorldSBK	Kawasaki ZX-10RR		1'51.084	<b>1'51.001</b>		<b>1'51.001</b>	0.458	0.022	164,658	27
8	<b>45 S. REDDING</b>	GBR	ARUBA.IT Racing - Ducati	Ducati Panigale V4 R		1'51.439	<b>1'51.031</b>		<b>1'51.031</b>	0.488	0.030	164,613	31
9	<b>60 M. VAN DER MARK</b>	NED	PATA YAMAHA WorldSBK Official Team	Yamaha YZF R1		<b>1'51.060</b>	1'51.548		<b>1'51.060</b>	0.517	0.029	164,571	37
10	<b>54 T. RAZGATLIOGLU</b>	TUR	PATA YAMAHA WorldSBK Official Team	Yamaha YZF R1		1'51.516	<b>1'51.097</b>		<b>1'51.097</b>	0.554	0.037	164,516	34
11	<b>91 L. HASLAM</b>	GBR	Team HRC	Honda CBR1000RR-R		<b>1'51.191</b>	1'51.242		<b>1'51.191</b>	0.648	0.094	164,377	25
12	<b>31 G. GERLOFF</b>	USA	GRT Yamaha WorldSBK Junior Team	Yamaha YZF R1	IND	<b>1'51.404</b>	1'52.179		<b>1'51.404</b>	0.861	0.213	164,062	34
13	<b>77 M. SCHEIB</b>	CHI	ORELAC Racing VERDNATURA	Kawasaki ZX-10RR	IND	<b>1'51.450</b>	1'52.055		<b>1'51.450</b>	0.907	0.046	163,995	33
14	<b>64 F. CARICASULO</b>	ITA	GRT Yamaha WorldSBK Junior Team	Yamaha YZF R1	IND	<b>1'51.987</b>	1'52.886		<b>1'51.987</b>	1.444	0.537	163,208	37
15	<b>12 X. FORES</b>	ESP	Kawasaki Puccetti Racing	Kawasaki ZX-10RR	IND	<b>1'52.013</b>	1'52.214		<b>1'52.013</b>	1.470	0.026	163,170	39
16	<b>50 E. LAVERTY</b>	IRL	BMW Motorrad WorldSBK Team	BMW S1000 RR		1'52.051	<b>1'52.028</b>		<b>1'52.028</b>	1.485	0.015	163,148	33
17	<b>33 M. MELANDRI</b>	ITA	Barni Racing Team	Ducati Panigale V4 R	IND	<b>1'52.133</b>	1'52.527		<b>1'52.133</b>	1.590	0.105	162,996	30
18	<b>40 R. RAMOS</b>	ESP	OUTDO Kawasaki TPR	Kawasaki ZX-10RR	IND	<b>1'52.530</b>	1'53.126		<b>1'52.530</b>	1.987	0.397	162,421	33
19	<b>20 S. BARRIER</b>	FRA	Brixx Performance	Ducati Panigale V4 R	IND	<b>1'52.780</b>	1'53.103		<b>1'52.780</b>	2.237	0.250	162,061	34
20	<b>36 L. MERCADO</b>	ARG	Motocorsa Racing	Ducati Panigale V4 R	IND	<b>1'52.995</b>	1'53.077		<b>1'52.995</b>	2.452	0.215	161,752	34
21	<b>23 C. PONSSON</b>	FRA	Nuova M2 Racing	Aprilia RSV4 1000	IND	<b>1'53.285</b>	1'53.491		<b>1'53.285</b>	2.742	0.290	161,338	22
22	<b>13 T. TAKAHASHI</b>	JPN	MIE Racing Althea HONDA Team	Honda CBR1000RR-R	IND	1'54.003	<b>1'53.657</b>		<b>1'53.657</b>	3.114	0.372	160,810	37
23	<b>63 L. GABELLINI</b>	ITA	MIE Racing Althea HONDA Team	Honda CBR1000RR-R	IND	1'56.808	<b>1'55.086</b>		<b>1'55.086</b>	4.543	1.429	158,813	39

28/08/2020

These data/results cannot be reproduced, stored and/or transmitted in whole or in part by any manner of electronic, mechanical, photocopying, recording, broadcasting or otherwise now known or herein after developed without the previous express consent by the copyright owner, except for reproduction in daily press and regular printed publications on sale to the public within 60 days of the event related to those data/results and always provided that copyright symbol appears together as follows below.

© DORNA WSBK ORGANIZATION Srl 2020

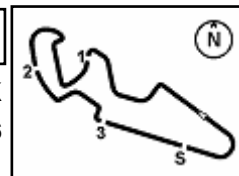
FIAT PERUGIA TIMING



Official Tyre Supplier



Official Timekeeper



## Prosecco DOC Aragon Round, 28 - 30 August 2020

### Best Sectors & Speed Free Practice 2nd Session

MotorLand Aragon 5.077 m

BEST LAP			
1	1 J. REA	Kawasaki ZX-10RR	1'50.865
2	22 A. LOWES	Kawasaki ZX-10RR	1'51.001
3	45 S. REDDING	Ducati Panigale V4 R	1'51.031
4	54 T. RAZGATLIOGLU	Yamaha YZF R1	1'51.097
5	21 M. RINALDI	Ducati Panigale V4 R	1'51.140
6	7 C. DAVIES	Ducati Panigale V4 R	1'51.218
7	91 L. HASLAM	Honda CBR1000RR-R	1'51.242
8	66 T. SYKES	BMW S1000 RR	1'51.337
9	60 M. VAN DER MARK	Yamaha YZF R1	1'51.548
10	50 E. LAVERTY	BMW S1000 RR	1'52.028
11	77 M. SCHEIB	Kawasaki ZX-10RR	1'52.055
12	76 L. BAZ	Yamaha YZF R1	1'52.175
13	31 G. GERLOFF	Yamaha YZF R1	1'52.179
14	12 X. FORES	Kawasaki ZX-10RR	1'52.214
15	33 M. MELANDRI	Ducati Panigale V4 R	1'52.527
16	64 F. CARICASULO	Yamaha YZF R1	1'52.886
17	36 L. MERCADO	Ducati Panigale V4 R	1'53.077
18	20 S. BARRIER	Ducati Panigale V4 R	1'53.103
19	40 R. RAMOS	Kawasaki ZX-10RR	1'53.126
20	23 C. PONSSON	Aprilia RSV4 1000	1'53.491
21	13 T. TAKAHASHI	Honda CBR1000RR-R	1'53.657
22	63 L. GABELLINI	Honda CBR1000RR-R	1'55.086
23	19 A. BAUTISTA	Honda CBR1000RR-R	

SPEED			
1	33 M. MELANDRI	Ducati Panigale V4 R	314,9
2	22 A. LOWES	Kawasaki ZX-10RR	314,9
3	19 A. BAUTISTA	Honda CBR1000RR-R	313,0
4	54 T. RAZGATLIOGLU	Yamaha YZF R1	312,1
5	91 L. HASLAM	Honda CBR1000RR-R	312,1
6	50 E. LAVERTY	BMW S1000 RR	311,2
7	20 S. BARRIER	Ducati Panigale V4 R	310,3
8	45 S. REDDING	Ducati Panigale V4 R	310,3
9	7 C. DAVIES	Ducati Panigale V4 R	310,3
10	77 M. SCHEIB	Kawasaki ZX-10RR	309,5
11	60 M. VAN DER MARK	Yamaha YZF R1	309,5
12	1 J. REA	Kawasaki ZX-10RR	309,5
13	21 M. RINALDI	Ducati Panigale V4 R	307,7
14	31 G. GERLOFF	Yamaha YZF R1	305,9
15	66 T. SYKES	BMW S1000 RR	305,9
16	12 X. FORES	Kawasaki ZX-10RR	305,9
17	36 L. MERCADO	Ducati Panigale V4 R	305,1
18	64 F. CARICASULO	Yamaha YZF R1	303,4
19	13 T. TAKAHASHI	Honda CBR1000RR-R	303,4
20	40 R. RAMOS	Kawasaki ZX-10RR	302,5
21	23 C. PONSSON	Aprilia RSV4 1000	302,5
22	76 L. BAZ	Yamaha YZF R1	302,5
23	63 L. GABELLINI	Honda CBR1000RR-R	299,2

SEG. 1		
1	21 M. RINALDI	31.665
2	54 T. RAZGATLIOGLU	31.690
3	7 C. DAVIES	31.731
4	91 L. HASLAM	31.731
5	1 J. REA	31.773
6	66 T. SYKES	31.786
7	22 A. LOWES	31.802
8	60 M. VAN DER MARK	31.808
9	31 G. GERLOFF	31.837
10	45 S. REDDING	31.852
11	76 L. BAZ	31.930
12	50 E. LAVERTY	31.970
13	77 M. SCHEIB	32.046
14	12 X. FORES	32.099
15	64 F. CARICASULO	32.160
16	20 S. BARRIER	32.262
17	13 T. TAKAHASHI	32.319
18	36 L. MERCADO	32.332
19	33 M. MELANDRI	32.334
20	23 C. PONSSON	32.408
21	40 R. RAMOS	32.454
22	63 L. GABELLINI	32.742

SEG. 2		
1	1 J. REA	31.148
2	45 S. REDDING	31.175
3	7 C. DAVIES	31.179
4	66 T. SYKES	31.194
5	22 A. LOWES	31.210
6	21 M. RINALDI	31.270
7	54 T. RAZGATLIOGLU	31.295
8	91 L. HASLAM	31.369
9	60 M. VAN DER MARK	31.419
10	77 M. SCHEIB	31.502
11	31 G. GERLOFF	31.553
12	50 E. LAVERTY	31.573
13	76 L. BAZ	31.589
14	12 X. FORES	31.668
15	20 S. BARRIER	31.712
16	33 M. MELANDRI	31.742
17	64 F. CARICASULO	31.764
18	40 R. RAMOS	31.789
19	36 L. MERCADO	31.846
20	23 C. PONSSON	31.932
21	63 L. GABELLINI	32.001
22	13 T. TAKAHASHI	32.088
23	19 A. BAUTISTA	34.016

SEG. 3		
1	1 J. REA	21.394
2	60 M. VAN DER MARK	21.401
3	21 M. RINALDI	21.443
4	22 A. LOWES	21.448
5	91 L. HASLAM	21.470
6	66 T. SYKES	21.480
7	45 S. REDDING	21.489
8	7 C. DAVIES	21.516
9	54 T. RAZGATLIOGLU	21.584
10	31 G. GERLOFF	21.604
11	50 E. LAVERTY	21.612
12	76 L. BAZ	21.678
13	64 F. CARICASULO	21.687
14	77 M. SCHEIB	21.695
15	12 X. FORES	21.697
16	33 M. MELANDRI	21.717
17	13 T. TAKAHASHI	21.796
18	36 L. MERCADO	21.806
19	40 R. RAMOS	21.868
20	20 S. BARRIER	21.896
21	23 C. PONSSON	22.054
22	63 L. GABELLINI	22.142
23	19 A. BAUTISTA	22.869

SEG. 4		
1	45 S. REDDING	26.482
2	22 A. LOWES	26.485
3	7 C. DAVIES	26.486
4	1 J. REA	26.512
5	54 T. RAZGATLIOGLU	26.528
6	33 M. MELANDRI	26.530
7	77 M. SCHEIB	26.538
8	21 M. RINALDI	26.543
9	91 L. HASLAM	26.548
10	12 X. FORES	26.578
11	50 E. LAVERTY	26.580
12	60 M. VAN DER MARK	26.653
13	20 S. BARRIER	26.656
14	40 R. RAMOS	26.715
15	66 T. SYKES	26.715
16	31 G. GERLOFF	26.776
17	36 L. MERCADO	26.844
18	76 L. BAZ	26.890
19	64 F. CARICASULO	27.004
20	23 C. PONSSON	27.024
21	13 T. TAKAHASHI	27.103
22	63 L. GABELLINI	27.497

28/08/2020

These data/results cannot be reproduced, stored and/or transmitted in whole or in part by any manner of electronic, mechanical, photocopying, recording, broadcasting or otherwise now known or herein after developed without the previous express consent by the copyright owner, except for reproduction in daily press and regular printed publications on sale to the public within 60 days of the event related to those data/results and always provided that copyright symbol appears together as follows below.

© DORNA WSBK ORGANIZATION Srl 2020

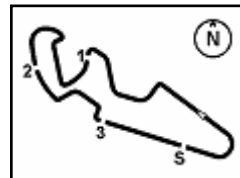
FICR PERUGIA TIMING



Official Tyre Supplier



Official Timekeeper



MotorLand Aragon 5.077 m

## Prosecco DOC Aragon Round, 28 - 30 August 2020

### Ideal Times Free Practice 2nd Session

No.	Rider	Nat	Bike	Seg. 1	Seg. 2	Seg. 3	Seg. 4	Ideal Time				
				Diff. 1	Diff. 2	Diff. 3	Diff. 4	Best Lap	Pos.	Diff.		
1	1 J. REA	GBR	Kawasaki ZX-10RR	31.773	<b>31.148</b> +0.005	<b>21.394</b>	26.512 +0.033	<b>1'50.827</b> 1'50.865	1	0.038		
2	7 C. DAVIES	GBR	Ducati Panigale V4 R	31.731 +0.084	31.179	21.516 +0.222	26.486	<b>1'50.912</b> 1'51.218	6	0.306		
3	21 M. RINALDI	ITA	Ducati Panigale V4 R	31.665	31.270 +0.062	21.443 +0.157	26.543	<b>1'50.921</b> 1'51.140	5	0.219		
4	22 A. LOWES	GBR	Kawasaki ZX-10RR	31.802 +0.056	31.210	21.448	26.485	<b>1'50.945</b> 1'51.001	2	0.056		
5	45 S. REDDING	GBR	Ducati Panigale V4 R	31.852	31.175	21.489	26.482 +0.033	<b>1'50.998</b> 1'51.031	3	0.033		
6	54 T. RAZGATLIOGLU	TUR	Yamaha YZF R1	31.690	31.295	21.584	26.528	<b>1'51.097</b> 1'51.097	4			
7	91 L. HASLAM	GBR	Honda CBR1000RR-R	31.731 +0.022	31.369	21.470	26.548 +0.102	<b>1'51.118</b> 1'51.242	7	0.124		
8	66 T. SYKES	GBR	BMW S1000 RR	31.786 +0.101	31.194 +0.032	21.480	26.715 +0.029	<b>1'51.175</b> 1'51.337	8	0.162		
9	60 M. VAN DER MARK	NED	Yamaha YZF R1	31.808	31.419 +0.050	21.401 +0.124	26.653 +0.093	<b>1'51.281</b> 1'51.548	9	0.267		
10	50 E. LAVERTY	IRL	BMW S1000 RR	31.970	31.573	21.612 +0.134	26.580 +0.159	<b>1'51.735</b> 1'52.028	10	0.293		
11	31 G. GERLOFF	USA	Yamaha YZF R1	31.837 +0.178	31.553 +0.047	21.604 +0.166	26.776 +0.018	<b>1'51.770</b> 1'52.179	13	0.409		
12	77 M. SCHEIB	CHI	Kawasaki ZX-10RR	32.046 +0.103	31.502 +0.033	21.695 +0.138	26.538	<b>1'51.781</b> 1'52.055	11	0.274		
13	12 X. FORES	ESP	Kawasaki ZX-10RR	32.099	31.668 +0.016	21.697 +0.156	26.578	<b>1'52.042</b> 1'52.214	14	0.172		
14	76 L. BAZ	FRA	Yamaha YZF R1	31.930 +0.078	31.589 +0.006	21.678	26.890 +0.004	<b>1'52.087</b> 1'52.175	12	0.088		
15	33 M. MELANDRI	ITA	Ducati Panigale V4 R	32.334	31.742 +0.044	21.717	26.530 +0.160	<b>1'52.323</b> 1'52.527	15	0.204		
16	20 S. BARRIER	FRA	Ducati Panigale V4 R	32.262 +0.062	31.712	21.896 +0.503	26.656 +0.012	<b>1'52.526</b> 1'53.103	18	0.577		
17	64 F. CARICASULO	ITA	Yamaha YZF R1	32.160 +0.036	31.764 +0.031	21.687	27.004 +0.204	<b>1'52.615</b> 1'52.886	16	0.271		
18	40 R. RAMOS	ESP	Kawasaki ZX-10RR	32.454 +0.107	31.789	21.868 +0.077	26.715 +0.116	<b>1'52.826</b> 1'53.126	19	0.300		
19	36 L. MERCADO	ARG	Ducati Panigale V4 R	32.332 +0.205	31.846 +0.044	21.806	26.844	<b>1'52.828</b> 1'53.077	17	0.249		
20	13 T. TAKAHASHI	JPN	Honda CBR1000RR-R	32.319	32.088 +0.085	21.796	27.103 +0.266	<b>1'53.306</b> 1'53.657	21	0.351		
21	23 C. PONSSON	FRA	Aprilia RSV4 1000	32.408 +0.028	31.932 +0.036	22.054 +0.009	27.024	<b>1'53.418</b> 1'53.491	20	0.073		
22	63 L. GABELLINI	ITA	Honda CBR1000RR-R	32.742	32.001 +0.257	22.142 +0.379	27.497 +0.068	<b>1'54.382</b> 1'55.086	22	0.704		
	19 A. BAUTISTA	ESP	Honda CBR1000RR-R	One or more sectors missing								

Overall Ideal Time

31.665 31.148 21.394 26.482

**1'50.689**

28/08/2020

These data/results cannot be reproduced, stored and/or transmitted in whole or in part by any manner of electronic, mechanical, photocopying, recording, broadcasting or otherwise now known or herein after developed without the previous express consent by the copyright owner, except for reproduction in daily press and regular printed publications on sale to the public within 60 days of the event related to those data/results and always provided that copyright symbol appears together as follows below.

© DORNA WSBK ORGANIZATION Srl 2020

FICR PERUGIA TIMING



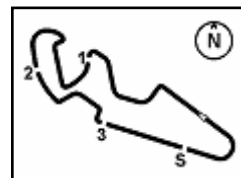
Official Tyre Supplier



Official Timekeeper







MotorLand Aragon 5.077 m

## Prosecco DOC Aragon Round, 28 - 30 August 2020 Chronological Analysis Free Practice 2nd Session

2 / 4

4	34.455	34.331	22.056	36.631	2'07.473P	225,0	15:08'05.463	11	34.497	32.513	22.462	35.021	2'04.493P	304,2	15:33'25.081
5	13'42.581	34.195	23.573	27.482	15'07.831P	303,4	15:23'13.294	12	7'15.793	33.858	22.672	27.168	8'39.491P	300,8	15:42'04.572
6	32.192	33.304	22.078	27.932	1'55.506	297,5	15:25'08.800	13	32.195	31.635	21.669	<b>26.580</b>	1'52.079	306,8	15:43'56.651
7	32.138	31.694	21.716	26.787	1'52.335	306,8	15:27'01.135	14	<b>31.970</b>	<b>31.573</b>	21.746	26.739	<b>1'52.028</b>	309,5	15:45'48.679
8	34.677	33.595	22.183	26.903	1'57.358C	305,9	15:28'58.493	15	34.560	33.800	21.870	26.745	1'56.975	<b>311,2</b>	15:47'45.654
9	32.112	31.699	22.136	34.735	2'00.682P	303,4	15:30'59.175	16	31.997	31.889	21.789	26.704	1'52.379	307,7	15:49'38.033
10	8'15.160	33.225	22.182	27.228	9'37.795P	302,5	15:40'36.970	17	32.216	31.638	21.922	26.768	1'52.544	306,8	15:51'30.577

### 11° 77 M. SCHEIB (1'52.055)

Lap	Seg.1	Seg.2	Seg.3	Seg.4	Lap Time	km/h	Local Time
1		32.599	25.701	26.762	300,0	15:02'16.329	
2	32.149	31.535	21.833	<b>26.538</b>	302,5	15:04'08.384	
3	32.157	31.719	21.724	26.651	1'52.251	302,5	15:06'00.635
4	32.415	32.312	21.950	31.972	1'58.649P	300,0	15:07'59.284
5	5'39.785	32.206	22.112	26.627	7'00.730P	299,2	15:15'00.014
6	32.207	31.776	21.818	26.645	1'52.446	300,8	15:16'52.460
7	32.203	31.758	21.868	26.702	1'52.531	300,8	15:18'44.991
8	32.325	31.992	21.821	26.693	1'52.831	301,7	15:20'37.822
9	32.410	31.759	21.842	26.918	1'52.929	301,7	15:22'30.751
10	34.464	32.227	22.453	33.473	2'02.617P	294,3	15:24'33.368
11	10'19.017	32.524	22.100	26.899	11'40.540P	299,2	15:36'13.908
12	32.201	32.161	22.009	26.835	1'53.206	300,8	15:38'07.114
13	32.477	32.261	21.960	26.784	1'53.482	299,2	15:40'00.596
14	32.343	32.130	21.932	26.794	1'53.199	297,5	15:41'53.795
15	33.503	32.376	22.099	32.417	2'00.395P	297,5	15:43'54.190
16	2'29.154	32.218	<b>21.695</b>	29.428	3'52.495P	301,7	15:47'46.685
17	<b>32.046</b>	<b>31.502</b>	21.874	42.071	2'07.493	<b>309,5</b>	15:49'54.178
18	32.103	33.670	21.761	26.850	1'54.384	305,1	15:51'48.562

### 12° 76 L. BAZ (1'52.175)

Lap	Seg.1	Seg.2	Seg.3	Seg.4	Lap Time	km/h	Local Time
1		33.071	22.243	27.310	294,3	15:02'05.432	
2	32.370	<b>31.589</b>	21.931	26.898	1'52.788	297,5	15:03'58.220
3	32.093	31.699	21.816	<b>26.890</b>	1'52.498	300,0	15:05'50.718
4	33.238	32.069	21.694	26.920	1'53.921	<b>302,5</b>	15:07'44.639
5	32.325	32.401	22.194	32.785	1'59.705P	295,9	15:09'44.344
6	11'18.074	32.151	22.159	27.090	12'39.474P	295,9	15:22'23.818
7	32.526	31.846	21.826	27.111	1'53.309	295,9	15:24'17.127
8	32.175	31.881	23.867	27.248	1'55.171	298,3	15:26'12.298
9	32.189	31.891	22.071	33.743	1'59.894P	291,9	15:28'12.192
10	12'40.850	32.095	21.918	27.251	14'02.114P	291,9	15:42'14.306
11	32.186	31.686	21.809	26.951	1'52.632	299,2	15:44'06.938
12	32.358	32.283	27.971	27.962	2'00.574	293,5	15:46'07.512
13	32.008	31.595	<b>21.678</b>	26.894	<b>1'52.175</b>	299,2	15:47'59.687
14	<b>31.930</b>	32.012	21.720	26.932	1'52.594	300,0	15:49'52.281
15	32.016	31.657	21.771	27.147	1'52.591	300,0	15:51'44.872

### 13° 31 G. GERLOFF (1'52.179)

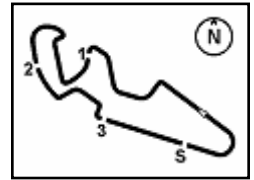
Lap	Seg.1	Seg.2	Seg.3	Seg.4	Lap Time	km/h	Local Time
1		33.204	22.080	27.250	291,9	15:02'05.660	
2	32.333	31.556	22.040	<b>26.776</b>	1'52.705	303,4	15:03'58.365
3	32.112	31.664	21.870	26.914	1'52.560	<b>305,9</b>	15:05'50.925
4	31.981	31.588	21.817	26.950	1'52.336	300,0	15:07'43.261
5	32.153	32.937	21.762	32.759	1'59.611P	300,8	15:09'42.872
6	7'43.805	31.806	21.965	26.851	9'04.427P	302,5	15:18'47.299
7	32.015	31.600	21.770	26.794	<b>1'52.179</b>	305,1	15:20'39.478
8	32.144	<b>31.553</b>	21.793	26.779	1'52.269	305,1	15:22'31.747
9	32.056	52.969	23.198	32.917	2'21.140P	300,8	15:24'52.887
10	10'06.598	33.831	22.026	27.067	11'29.522P	297,5	15:36'22.409
11	31.846	31.860	21.752	27.017	1'52.475	300,0	15:38'14.884
12	31.916	31.770	21.727	26.909	1'52.322	301,7	15:40'07.206
13	<b>31.837</b>	31.883	21.704	26.848	1'52.272	299,2	15:41'59.478
14	32.108	31.856	21.798	27.057	1'52.819	300,8	15:43'52.297

28/08/2020 P = Pits In/Out - C = Lap Time Cancelled

These data/results cannot be reproduced, stored and/or transmitted in whole or in part by any manner of electronic, mechanical, photocopying, recording, broadcasting or otherwise now known or herein after developed without the previous express consent by the copyright owner, except for reproduction in daily press and regular printed publications on sale to the public within 60 days of the event related to those data/results and always provided that copyright symbol appears together as follows below.

© DORNA WSBK ORGANIZATION Srl 2020





## Prosecco DOC Aragon Round, 28 - 30 August 2020 Chronological Analysis Free Practice 2nd Session

MotorLand Aragon 5.077 m

**3 / 4**

15	31.983	31.906	21.933	27.211	1'53.033	298,3	15:45'45.330	14	32.455	31.873	21.823	27.247	1'53.398	295,1	15:33'49.282
16	32.048	31.811	<b>21.604</b>	26.889	1'52.352	303,4	15:47'37.682	15	32.396	31.900	21.873	27.393	1'53.562	294,3	15:35'42.844
17	32.087	31.669	21.800	26.912	1'52.468	303,4	15:49'30.150	16	41.886	32.289	22.068	34.932	2'11.175P	295,1	15:37'54.019
18	31.979	31.963	21.674	26.874	1'52.490	303,4	15:51'22.640	17	4'40.046	32.045	21.921	27.259	6'01.271P	292,7	15:43'55.290
								18	32.196	31.795	<b>21.687</b>	27.208	<b>1'52.886</b>	295,1	15:45'48.176
								19	32.283	31.871	21.813	27.246	1'53.213	297,5	15:47'41.389
								20	32.493	32.234	21.922	27.133	1'53.782	297,5	15:49'35.171
								21	32.345	31.849	21.868	38.772	2'04.834P	296,7	15:51'40.005
<b>14° 12 X. FORES (1'52.214)</b>															
Lap	Seg.1	Seg.2	Seg.3	Seg.4	Lap Time	km/h	Local Time								
1		33.065	22.152	26.909		300,0	15:02'17.819								
2	32.390	<b>31.668</b>	21.934	26.824	1'52.816	301,7	15:04'10.635								
3	32.279	31.879	21.885	26.852	1'52.895	301,7	15:06'03.530								
4	32.375	31.908	21.952	26.963	1'53.198	300,8	15:07'56.728								
5	34.903	32.695	22.143	33.606	2'03.347P	292,7	15:10'00.075								
6	5'42.835	32.886	22.474	41.195	7'19.390P	299,2	15:17'19.465								
7	32.617	31.997	22.044	26.972	1'53.630	300,8	15:19'13.095								
8	32.510	36.470	22.685	28.228	1'59.893	285,7	15:21'12.988								
9	32.486	31.981	21.960	26.853	1'53.280	302,5	15:23'06.268								
10	33.230	32.347	22.245	33.441	2'01.263P	300,8	15:25'07.531								
11	5'34.794	32.434	22.057	27.065	6'56.350P	301,7	15:32'03.881								
12	32.334	31.793	<b>21.697</b>	26.670	1'52.494	302,5	15:33'56.375								
13	32.196	31.829	22.072	27.035	1'53.132	305,1	15:35'49.507								
14	32.206	39.411	21.984	26.823	2'00.424	300,0	15:37'49.931								
15	32.198	31.782	21.876	26.945	1'52.801	297,5	15:39'42.732								
16	40.343	32.629	21.824	26.971	2'01.767	295,9	15:41'44.499								
17	48.798	33.443	22.019	26.870	2'11.130	299,2	15:43'55.629								
18	32.326	31.845	21.863	26.740	1'52.774	300,0	15:45'48.403								
19	32.454	34.091	24.455	26.677	1'57.677	<b>305,9</b>	15:47'46.080								
20	32.379	31.699	21.766	26.670	1'52.514	304,2	15:49'38.594								
21	<b>32.099</b>	31.684	21.853	<b>26.578</b>	<b>1'52.214</b>	304,2	15:51'30.808								
<b>17° 36 L. MERCADO (1'53.077)</b>															
Lap	Seg.1	Seg.2	Seg.3	Seg.4	Lap Time	km/h	Local Time								
1			33.926	25.851	34.165		221,8	15:02'09.359							
2	32.748	32.160	21.941	26.985	1'53.834	301,7	15:04'03.193								
3	32.361	32.068	21.922	27.076	1'53.427	303,4	15:05'56.620								
4	32.613	32.112	22.101	26.900	1'53.726	304,2	15:07'50.346								
5	32.790	34.591	22.059	26.997	1'56.437	304,2	15:09'46.783								
6	32.701	31.938	21.948	27.042	1'53.629	300,8	15:11'40.412								
7	32.749	32.289	22.297	32.969	2'00.304P	298,3	15:13'40.716								
8	9'17.090	32.436	23.461	27.284	10'40.271P	300,8	15:24'20.987								
9	32.625	31.859	22.241	27.080	1'53.805	304,2	15:26'14.792								
10	32.718	32.033	22.130	27.190	1'54.071	304,2	15:28'08.863								
11	32.667	32.238	22.097	27.147	1'54.149	303,4	15:30'03.012								
12	34.581	32.397	24.087	27.239	1'58.304	302,5	15:32'01.316								
13	32.753	32.099	22.036	27.065	1'53.953	301,7	15:33'55.269								
14	32.838	32.053	22.055	27.209	1'54.155	300,8	15:35'49.424								
15	32.748	32.605	22.144	33.126	2'00.623P	300,8	15:37'50.047								
16	4'56.928	32.190	22.055	26.939	6'18.112P	301,7	15:44'08.159								
17	32.495	31.908	22.208	26.934	1'53.545	300,0	15:46'01.704								
18	<b>32.332</b>	<b>31.846</b>	22.112	26.943	1'53.233	304,2	15:47'54.937								
19	32.537	31.890	<b>21.806</b>	<b>26.844</b>	<b>1'53.077</b>	303,4	15:49'48.014								
20	36.410	36.002	22.154	26.944	2'01.510	<b>305,1</b>	15:51'49.524								
<b>18° 20 S. BARRIER (1'53.103)</b>															
Lap	Seg.1	Seg.2	Seg.3	Seg.4	Lap Time	km/h	Local Time								
1			33.039	22.772	27.199		<b>310,3</b>	15:02'08.063							
2	<b>32.262</b>	31.753	22.196	28.490	1'54.701	<b>310,3</b>	15:04'02.764								
3	32.589	32.351	22.460	27.028	1'54.428	309,5	15:05'57.192								
4	32.523	31.879	22.200	26.917	1'53.519	309,5	15:07'50.711								
5	32.707	32.020	22.877	27.086	1'54.690	297,5	15:09'45.401								
6	33.502	35.704	23.353	27.080	1'59.639	305,9	15:11'45.040								
7	35.927	32.810	27.560	27.044	2'03.341	304,2	15:13'48.381								
8	32.745	32.098	22.678	26.955	1'54.476	303,4	15:15'42.857								
9	33.155	32.661	23.434	33.106	2'02.356P	307,7	15:17'45.213								
10	6'51.282	32.442	22.380	26.681	8'12.785P	304,2	15:25'57.998								
11	32.552	31.941	22.386	26.911	1'53.790	304,2	15:27'51.788								
12	32.554	32.036	22.117	27.027	1'53.734	304,2	15:29'45.522								
13	33.320	34.077	22.671	33.824	2'03.892P	295,1	15:31'49.414								
14	6'18.528	33.050	22.476	27.240	7'41.294P	300,8	15:39'30.708								
15	32.463	31.950	22.000	26.801	1'53.214	300,8	15:41'23.922								
16	32.583	32.121	23.059	33.068	2'00.831P	300,0	15:43'24.753								
17	4'20.656	31.845	<b>21.896</b>	<b>26.656</b>	5'41.053P	305,9	15:49'05.806								
18	32.324	<b>31.712</b>	22.399	26.668	<b>1'53.103</b>	304,2	15:50'58.909								
<b>19° 40 R. RAMOS (1'53.126)</b>															
Lap	Seg.1	Seg.2	Seg.3	Seg.4	Lap Time	km/h	Local Time								
1			34.697	22.633	26.923		<b>302,5</b>	15:02'06.053							
2	<b>32.454</b>	32.114	22.288	<b>26.715</b>	1'53.571	301,7	15:03'59.624								
3	32.561	<b>31.789</b>	21.945	26.831	<b>1'53.126</b>	301,7	15:05'52.750								
4	34.139	33.316	22.527	26.830	1'56.812	301,7	15:07'49.562								
5	32.465	31.971	<b>21.868</b>	26.942	1'53.246	300,0	15:09'42.808								
6	33.398	33.644	22.331	35.228	2'04.601P	249,4	15:11'47.409								
7	12'03.067	32.589	22.160	26.872	13'24.688P	299,2	15:25'12.097								
8	32.626	36.231	23.120	27.774	1'59.751	301,7	15:27'11.848								

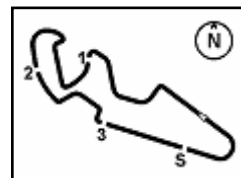
28/08/2020

P = Pits In/Out - C = Lap Time Cancelled

These data/results cannot be reproduced, stored and/or transmitted in whole or in part by any manner of electronic, mechanical, photocopying, recording, broadcasting or otherwise now known or herein after developed without the previous express consent by the copyright owner, except for reproduction in daily press and regular printed publications on sale to the public within 60 days of the event related to those data/results and always provided that copyright symbol appears together as follows below.

© DORNA WSBK ORGANIZATION Srl 2020





MotorLand Aragon 5.077 m

4 / 4

## Prosecco DOC Aragon Round, 28 - 30 August 2020 Chronological Analysis Free Practice 2nd Session

9	32.677	32.199	22.235	27.154	1'54.265	297,5	15:29'06.113	18	<b>32.742</b>	32.258	22.521	27.565	<b>1'55.086</b>	295,1	15:47'57.904
10	33.537	32.938	25.559	34.085	2'06.119P	298,3	15:31'12.232	19	33.222	32.706	22.246	27.561	1'55.735	295,9	15:49'53.639
11	8'18.764	40.181	22.520	27.397	9'48.862P	293,5	15:41'01.094	20	32.817	32.456	22.482	<b>27.497</b>	1'55.252	293,5	15:51'48.891
12	32.640	32.041	26.654	28.258	1'59.593	288,0	15:43'00.687								
13	35.077	31.920	22.000	26.937	1'55.934	297,5	15:44'56.621								
14	32.779	32.106	22.034	26.886	1'53.805	300,0	15:46'50.426								
15	33.805	32.709	22.604	33.855	2'02.973P	293,5	15:48'53.399								

23°		19 A. BAUTISTA					
Lap	Seg.1	Seg.2	Seg.3	Seg.4	Lap Time	km/h	Local Time
1		34.390	<b>22.869</b>	33.652		310,3	15:03'30.886
2	17'19.234	36.260	24.441	34.762	18'54.697P	<b>313,0</b>	15:22'25.583
3	11'14.123	<b>34.016</b>	23.679	34.715	12'46.533P	306,8	15:35'12.116

20°		23 C. PONSSON (1'53.491)					
Lap	Seg.1	Seg.2	Seg.3	Seg.4	Lap Time	km/h	Local Time
1		34.044	23.748	27.481		298,3	15:02'00.434
2	32.891	32.014	22.214	27.036	1'54.155	<b>302,5</b>	15:03'54.589
3	32.436	31.968	22.063	<b>27.024</b>	<b>1'53.491</b>	<b>302,5</b>	15:05'48.080
4	32.488	32.297	26.961	27.154	1'58.900	300,8	15:07'46.980
5	32.417	31.994	<b>22.054</b>	27.102	1'53.567	301,7	15:09'40.547
6	<b>32.408</b>	<b>31.932</b>	22.161	27.245	1'53.746	300,8	15:11'34.293
7	36.484	34.098	23.131	33.341	2'07.054P	296,7	15:13'41.347
8	6'15.611	34.540	23.696	27.760	7'41.607P	298,3	15:21'22.954
9	32.569	32.192	22.313	27.215	1'54.289	301,7	15:23'17.243
10	32.623	32.297	22.505	27.137	1'54.562	300,8	15:25'11.805

21°		13 T. TAKAHASHI (1'53.657)					
Lap	Seg.1	Seg.2	Seg.3	Seg.4	Lap Time	km/h	Local Time
1		35.489	23.491	28.032		294,3	15:02'30.526
2	33.365	32.911	22.187	27.310	1'55.773	298,3	15:04'26.299
3	32.632	33.846	22.290	27.371	1'56.139	298,3	15:06'22.438
4	32.539	32.228	22.178	27.436	1'54.381	297,5	15:08'16.819
5	32.338	32.385	22.867	27.698	1'55.288	297,5	15:10'12.107
6	33.634	33.264	22.674	34.214	2'03.786P	291,9	15:12'15.893
7	5'14.924	32.632	22.069	27.514	6'37.139P	298,3	15:18'53.032
8	32.537	32.198	22.014	27.339	1'54.088	301,7	15:20'47.120
9	32.401	32.811	22.675	27.352	1'55.239	<b>303,4</b>	15:22'42.359
10	32.532	32.157	21.996	27.890	1'54.575	299,2	15:24'36.934
11	33.790	32.945	22.676	34.168	2'03.579P	300,0	15:26'40.513
12	8'21.682	33.675	22.429	27.587	9'45.373P	295,1	15:36'25.886
13	32.532	32.214	21.845	27.344	1'53.935	298,3	15:38'19.821
14	<b>32.319</b>	32.173	<b>21.796</b>	27.369	<b>1'53.657</b>	298,3	15:40'13.478
15	32.637	32.434	22.049	30.995	1'58.115	210,1	15:42'11.593
16	32.555	32.278	22.137	27.627	1'54.597	298,3	15:44'06.190
17	32.635	32.698	22.677	27.900	1'55.910	285,0	15:46'02.100
18	32.375	<b>32.088</b>	22.129	<b>27.103</b>	1'53.695	299,2	15:47'55.795
19	32.508	32.192	22.134	27.144	1'53.978	<b>303,4</b>	15:49'49.773
20	32.585	32.586	22.135	27.290	1'54.596	300,0	15:51'44.369

22°		63 L. GABELLINI (1'55.086)					
Lap	Seg.1	Seg.2	Seg.3	Seg.4	Lap Time	km/h	Local Time
1		33.798	23.528	27.507		<b>299,2</b>	15:02'00.719
2	33.288	32.152	<b>22.142</b>	27.562	1'55.144	296,7	15:03'55.863
3	32.755	<b>32.001</b>	27.209	28.131	2'10.096	295,9	15:06'05.959
4	32.929	32.274	22.533	27.716	1'55.452	293,5	15:08'01.411
5	33.040	32.394	22.297	27.849	1'55.580	292,7	15:09'56.991
6	40.755	32.827	22.345	27.769	2'03.696	295,1	15:12'00.687
7	33.117	32.439	38.135	37.161	2'20.852P	270,7	15:14'21.539
8	5'54.600	33.288	22.393	27.819	7'18.100P	296,7	15:21'39.639
9	32.904	32.564	22.150	27.866	1'55.484	292,7	15:23'35.123
10	36.226	35.104	24.640	32.987	2'08.957	188,5	15:25'44.080
11	33.060	32.758	22.646	28.317	1'56.781	298,3	15:27'40.861
12	33.287	32.557	22.447	27.909	1'56.200	293,5	15:29'37.061
13	33.018	32.411	22.390	27.946	1'55.765	294,3	15:31'32.826
14	36.895	37.533	24.481	37.880	2'16.789P	279,8	15:33'49.615
15	6'55.163	35.027	22.547	27.665	8'20.402P	294,3	15:42'10.017
16	33.092	32.612	22.279	27.609	1'55.592	291,1	15:44'05.609
17	32.875	32.836	23.363	28.135	1'57.209	283,5	15:46'02.818

28/08/2020 P = Pits In/Out - C = Lap Time Cancelled

These data/results cannot be reproduced, stored and/or transmitted in whole or in part by any manner of electronic, mechanical, photocopying, recording, broadcasting or otherwise now known or herein after developed without the previous express consent by the copyright owner, except for reproduction in daily press and regular printed publications on sale to the public within 60 days of the event related to those data/results and always provided that copyright symbol appears together as follows below.

© DORNA WSBK ORGANIZATION Srl 2020

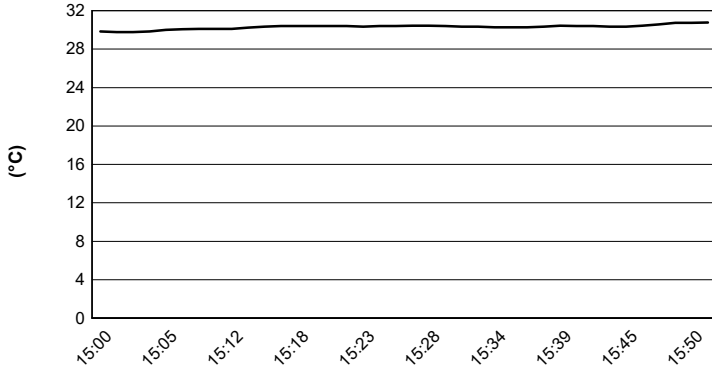


## Prosecco DOC Aragon Round, 28 - 30 August 2020

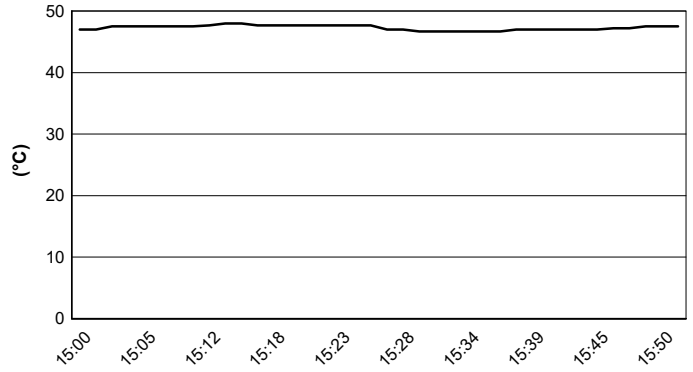
### Weather Report Free Practice 2nd Session

Session started 15:00 - Session ended 15:52

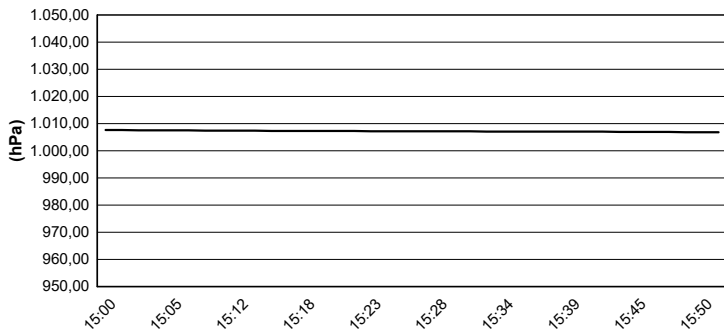
#### Air Temperature



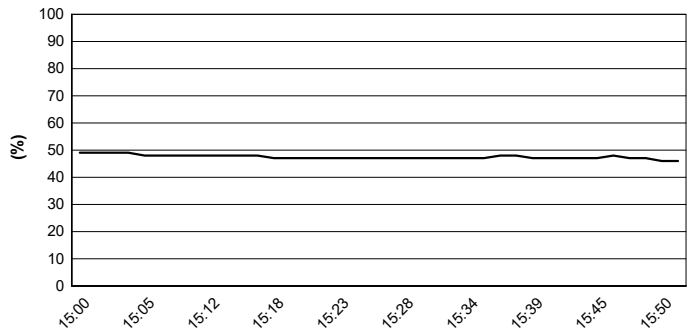
#### Track Temperature



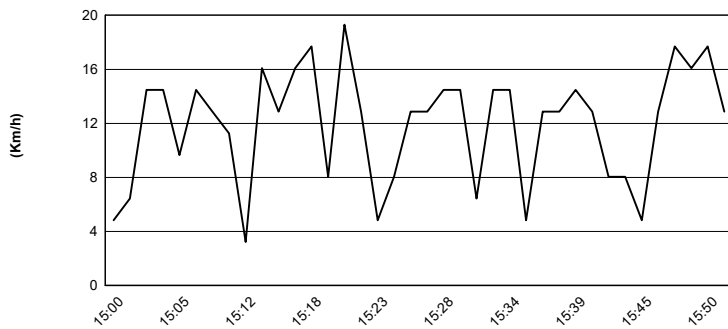
#### Air Pressure



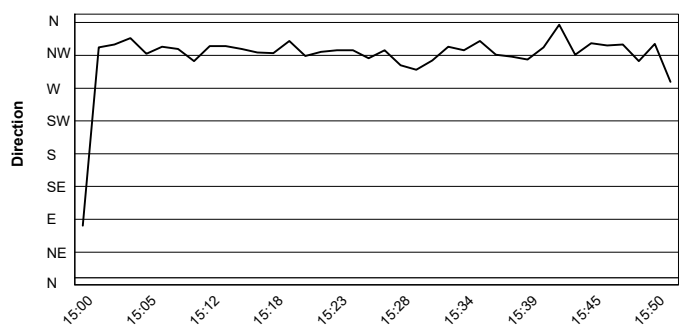
#### Humidity



#### Wind Speed



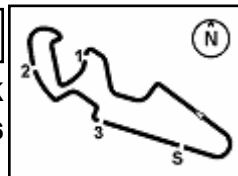
#### Wind Direction



28/08/2020

These data/results cannot be reproduced, stored and/or transmitted in whole or in part by any manner of electronic, mechanical, photocopying, recording, broadcasting or otherwise now known or herein after developed without the previous express consent by the copyright owner, except for reproduction in daily press and regular printed publications on sale to the public within 60 days of the event related to those data/results and always provided that copyright symbol appears together as follows below.

© DORNA WSBK ORGANIZATION Srl 2020



## Prosecco DOC Aragon Round, 28 - 30 August 2020

### Best Laps & Speeds

No.	Rider Bike	Nat	Best Lap		FP1		FP2												
			LL	SPD	LL	SPD	LL	SPD											
1	7 C. DAVIES Ducati Panigale V4 R	GBR	1'50.543	40 310,3	1'50.543	19 310,3	1'51.218	21 310,3											
2	21 M. RINALDI Ducati Panigale V4 R	ITA	1'50.601	30 310,3	1'50.601	15 310,3	1'51.140	15 307,6											
3	1 J. REA Kawasaki ZX-10RR	GBR	1'50.736	30 309,4	1'50.736	13 305,9	1'50.865	17 309,4											
4	19 A. BAUTISTA Honda CBR1000RR-R	ESP	1'50.765	13 321,4	1'50.765	13 321,4													
5	66 T. SYKES BMW S1000 RR	GBR	1'50.926	25 308,5	1'50.926	11 308,5	1'51.337	14 305,9											
6	76 L. BAZ Yamaha YZF R1	FRA	1'50.979	29 302,5	1'50.979	15 301,6	1'52.175	14 302,5											
7	22 A. LOWES Kawasaki ZX-10RR	GBR	1'51.001	27 314,8	1'51.084	16 312,1	1'51.001	11 314,8											
8	45 S. REDDING Ducati Panigale V4 R	GBR	1'51.031	31 313,9	1'51.439	16 313,9	1'51.031	15 310,3											
9	60 M. VAN DER MARK Yamaha YZF R1	NED	1'51.060	37 313,0	1'51.060	21 313,0	1'51.548	16 309,4											
10	54 T. RAZGATLIOGLU Yamaha YZF R1	TUR	1'51.097	34 312,1	1'51.516	16 312,1	1'51.097	18 312,1											
11	91 L. HASLAM Honda CBR1000RR-R	GBR	1'51.191	25 312,1	1'51.191	11 308,5	1'51.242	14 312,1											
12	31 G. GERLOFF Yamaha YZF R1	USA	1'51.404	34 309,4	1'51.404	17 309,4	1'52.179	17 305,9											
13	77 M. SCHEIB Kawasaki ZX-10RR	CHI	1'51.450	33 309,4	1'51.450	16 303,3	1'52.055	17 309,4											
14	64 F. CARICASULO Yamaha YZF R1	ITA	1'51.987	37 304,2	1'51.987	17 304,2	1'52.886	20 303,3											
15	12 X. FORES Kawasaki ZX-10RR	ESP	1'52.013	39 306,8	1'52.013	19 306,8	1'52.214	20 305,9											
16	50 E. LAVERTY BMW S1000 RR	IRL	1'52.028	33 311,2	1'52.051	17 307,6	1'52.028	16 311,2											
17	33 M. MELANDRI Ducati Panigale V4 R	ITA	1'52.133	30 314,8	1'52.133	15 314,8	1'52.527	15 314,8											
18	40 R. RAMOS Kawasaki ZX-10RR	ESP	1'52.530	33 302,5	1'52.530	19 301,6	1'53.126	14 302,5											
19	20 S. BARRIER Ducati Panigale V4 R	FRA	1'52.780	34 310,3	1'52.780	17 309,4	1'53.103	17 310,3											
20	36 L. MERCADO Ducati Panigale V4 R	ARG	1'52.995	34 306,8	1'52.995	15 306,8	1'53.077	19 305,0											
21	23 C. PONSSON Aprilia RSV4 1000	FRA	1'53.285	22 303,3	1'53.285	13 303,3	1'53.491	9 302,5											
22	13 T. TAKAHASHI Honda CBR1000RR-R	JPN	1'53.657	37 303,3	1'54.003	18 303,3	1'53.657	19 303,3											
23	63 L. GABELLINI Honda CBR1000RR-R	ITA	1'55.086	39 299,1	1'56.808	20 297,5	1'55.086	19 299,1											

28/08/2020

These data/results cannot be reproduced, stored and/or transmitted in whole or in part by any manner of electronic, mechanical, photocopying, recording, broadcasting or otherwise now known or herein after developed without the previous express consent by the copyright owner, except for reproduction in daily press and regular printed publications on sale to the public within 60 days of the event related to those data/results and always provided that copyright symbol appears together as follows below.

© DORNA WSBK ORGANIZATION Srl 2020

PIRELLI PERUGIA TIMING



Official Tyre Supplier



Official Timekeeper