

Prosecco DOC Aragon Round, 28 - 30 August 2020

Results Free Practice 3rd Session

MotorLand Aragon 5.077 m

1 / 2

No.	Rider	Nat	Team	Bike	Class	Time	Gap	Rel.	Laps	Speed	
										Avg	Max
1	1 J. REA	GBR	Kawasaki Racing Team WorldSBK	Kawasaki ZX-10RR		1'50.287			8	165,724	314,0
2	76 L. BAZ	FRA	Ten Kate Racing Yamaha	Yamaha YZF R1	IND	1'50.476	0.189	0.189	10	165,440	307,7
3	60 M. VAN DER MARK	NED	PATA YAMAHA WorldSBK Official Team	Yamaha YZF R1		1'50.539	0.252	0.063	9	165,346	314,0
4	19 A. BAUTISTA	ESP	Team HRC	Honda CBR1000RR-R		1'50.605	0.318	0.066	8	165,248	323,4
5	22 A. LOWES	GBR	Kawasaki Racing Team WorldSBK	Kawasaki ZX-10RR		1'50.652	0.365	0.047	10	165,177	316,7
6	21 M. RINALDI	ITA	Team GOEVEVEN	Ducati Panigale V4 R	IND	1'50.697	0.410	0.045	10	165,110	317,6
7	91 L. HASLAM	GBR	Team HRC	Honda CBR1000RR-R		1'50.702	0.415	0.005	10	165,103	319,5
8	7 C. DAVIES	GBR	ARUBA.IT Racing - Ducati	Ducati Panigale V4 R		1'50.732	0.445	0.030	10	165,058	318,6
9	66 T. SYKES	GBR	BMW Motorrad WorldSBK Team	BMW S1000 RR		1'50.747	0.460	0.015	7	165,036	312,1
10	64 F. CARICASULO	ITA	GRT Yamaha WorldSBK Junior Team	Yamaha YZF R1	IND	1'51.032	0.745	0.285	9	164,612	315,8
11	45 S. REDDING	GBR	ARUBA.IT Racing - Ducati	Ducati Panigale V4 R		1'51.108	0.821	0.076	7	164,499	323,4
12	54 T. RAZGATLIOGLU	TUR	PATA YAMAHA WorldSBK Official Team	Yamaha YZF R1		1'51.333	1.046	0.225	8	164,167	313,0
13	50 E. LAVERTY	IRL	BMW Motorrad WorldSBK Team	BMW S1000 RR		1'51.357	1.070	0.024	6	164,132	312,1
14	77 M. SCHEIB	CHI	ORELAC Racing VERDNATURA	Kawasaki ZX-10RR	IND	1'51.423	1.136	0.066	9	164,034	310,3
15	31 G. GERLOFF	USA	GRT Yamaha WorldSBK Junior Team	Yamaha YZF R1	IND	1'51.698	1.411	0.275	7	163,631	314,9
16	12 X. FOKES	ESP	Kawasaki Puccetti Racing	Kawasaki ZX-10RR	IND	1'51.750	1.463	0.052	10	163,554	313,0
17	36 L. MERCADO	ARG	Motocorsa Racing	Ducati Panigale V4 R	IND	1'52.039	1.752	0.289	8	163,132	310,3
18	20 S. BARRIER	FRA	Brixx Performance	Ducati Panigale V4 R	IND	1'52.698	2.411	0.659	6	162,179	312,1
19	33 M. MELANDRI	ITA	Barni Racing Team	Ducati Panigale V4 R	IND	1'52.735	2.448	0.037	10	162,125	319,5
20	40 R. RAMOS	ESP	OUTDO Kawasaki TPR	Kawasaki ZX-10RR	IND	1'52.839	2.552	0.104	10	161,976	307,7
21	23 C. PONSSON	FRA	Nuova M2 Racing	Aprilia RSV4 1000	IND	1'53.359	3.072	0.520	10	161,233	310,3
22	13 T. TAKAHASHI	JPN	MIE Racing Althea HONDA Team	Honda CBR1000RR-R	IND	1'53.594	3.307	0.235	8	160,899	313,0
23	63 L. GABELLINI	ITA	MIE Racing Althea HONDA Team	Honda CBR1000RR-R	IND	1'54.760	4.473	1.166	9	159,265	303,4

Qualifying Lap Time (107% of 1'50.287): **1'58.008**

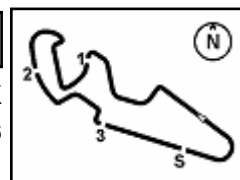
AIR	Humidity:	59%	Temp:	17°C
TRACK	Condition:	Dry	Temp:	21°C

Records	Pole (SP)	2019 A.Bautista	1'49.049	167,610	Km/h
	Race (RC1)	2019 A.Bautista	1'49.755	166,530	Km/h
	All Times (SP)	2019 A.Bautista	1'49.049	167,610	Km/h

Start 29/08/2020 09:00 End 09:22 The results are provisional until the end of the time limit for protests and appeals and the completion of the technical checks.

These data/results cannot be reproduced, stored and/or transmitted in whole or in part by any manner of electronic, mechanical, photocopying, recording, broadcasting or otherwise now known or herein after developed without the previous express consent by the copyright owner, except for reproduction in daily press and regular printed publications on sale to the public within 60 days of the event related to those data/results and always provided that copyright symbol appears together as follows below.

© DORNA WSBK ORGANIZATION Srl 2020



Prosecco DOC Aragon Round, 28 - 30 August 2020

Results Free Practice 3rd Session

Session Highlights

Local Time	No. Rider	Description
09.00.00		Start
09.00.15		WorldSBK Pit Intervention Time: 56secs
09.04.11	63 L. GABELLINI	Lap Cancelled (1'56.250) - Exceeded Track Limits - Turn 17
09.06.56	33 M. MELANDRI	On Asphalt - Re-Joined - Turn 1
09.08.40	66 T. SYKES	On Asphalt - Re-Joined - Turn 16
09.10.03	23 C. PONSSON	On Asphalt - Re-Joined - Turn 16
09.10.15	31 G. GERLOFF	On Asphalt - Re-Joined - Turn 1
09.10.59	33 M. MELANDRI	On Asphalt - Re-Joined - Turn 7
09.12.46	77 M. SCHEIB	On Asphalt - Re-Joined - Turn 7
09.13.09	33 M. MELANDRI	On Asphalt - Re-Joined - Turn 7
09.13.39	91 L. HASLAM	On Asphalt - Re-Joined - Turn 15
09.13.52	22 A. LOWES	On Asphalt - Re-Joined - Turn 1
09.14.09	63 L. GABELLINI	On Asphalt - Re-Joined - Turn 1
09.15.08	33 M. MELANDRI	On Asphalt - Re-Joined - Turn 7
09.16.04	23 C. PONSSON	On Asphalt - Re-Joined - Turn 12
09.16.10	12 X. FORES	On Asphalt - Re-Joined - Turn 16
09.16.23	77 M. SCHEIB	On Asphalt - Re-Joined - Turn 1
09.17.35	63 L. GABELLINI	On Asphalt - Re-Joined - Turn 12
09.19.17	13 T. TAKAHASHI	On Asphalt - Re-Joined - Turn 1
09.20.40	23 C. PONSSON	On Asphalt - Re-Joined - Turn 3
09.21.03	23 C. PONSSON	On Asphalt - Re-Joined - Turn 7
09.22.17		End Of Session

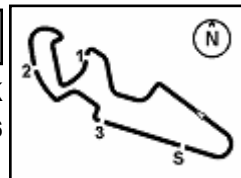
Fastest Laps Sequence

No.	Rider	Nat	Team	Bike	Local Time	Time	Gap	Avg
50	E. LAVERTY	IRL	BMW Motorrad WorldSBK Team	BMW S1000 RR	09:03'49.961	1'51.682		163,654
76	L. BAZ	FRA	Ten Kate Racing Yamaha	Yamaha YZF R1	09:03'55.432	1'51.425	-0.257	164,031
1	J. REA	GBR	Kawasaki Racing Team WorldSBK	Kawasaki ZX-10RR	09:04'26.850	1'51.192	-0.233	164,375
76	L. BAZ	FRA	Ten Kate Racing Yamaha	Yamaha YZF R1	09:05'46.376	1'50.944	-0.248	164,743
91	L. HASLAM	GBR	Team HRC	Honda CBR1000RR-R	09:05'52.976	1'50.702	-0.242	165,103
1	J. REA	GBR	Kawasaki Racing Team WorldSBK	Kawasaki ZX-10RR	09:08'08.158	1'50.557	-0.145	165,319
76	L. BAZ	FRA	Ten Kate Racing Yamaha	Yamaha YZF R1	09:09'27.879	1'50.476	-0.081	165,440
1	J. REA	GBR	Kawasaki Racing Team WorldSBK	Kawasaki ZX-10RR	09:18'24.358	1'50.287	-0.189	165,724

Start 09:00 End 09:22 The results are provisional until the end of the time limit for protests and appeals and the completion of the technical checks.

These data/results cannot be reproduced, stored and/or transmitted in whole or in part by any manner of electronic, mechanical, photocopying, recording, broadcasting or otherwise now known or herein after developed without the previous express consent by the copyright owner, except for reproduction in daily press and regular printed publications on sale to the public within 60 days of the event related to those data/results and always provided that copyright symbol appears together as follows below.

© DORNA WSBK ORGANIZATION Srl 2020



MotorLand Aragon 5.077 m

Prosecco DOC Aragon Round, 28 - 30 August 2020

Free Practices Combined Results

No.	Rider	Nat	Team	Bike	Class	FP1	FP2	FP3	Time	Gap	Rel.	Avg	LL
1	1 J. REA	GBR	Kawasaki Racing Team WorldSBK	Kawasaki ZX-10RR		1'50.736	1'50.865	1'50.287	1'50.287			165,724	38
2	76 L. BAZ	FRA	Ten Kate Racing Yamaha	Yamaha YZF R1	IND	1'50.979	1'52.175	1'50.476	1'50.476	0.189	0.189	165,440	39
3	60 M. VAN DER MARK	NED	PATA YAMAHA WorldSBK Official Team	Yamaha YZF R1		1'51.060	1'51.548	1'50.539	1'50.539	0.252	0.063	165,346	46
4	7 C. DAVIES	GBR	ARUBA.IT Racing - Ducati	Ducati Panigale V4 R		1'50.543	1'51.218	1'50.732	1'50.543	0.256	0.004	165,340	50
5	21 M. RINALDI	ITA	Team GOELEVEN	Ducati Panigale V4 R	IND	1'50.601	1'51.140	1'50.697	1'50.601	0.314	0.058	165,253	40
6	19 A. BAUTISTA	ESP	Team HRC	Honda CBR1000RR-R		1'50.765		1'50.605	1'50.605	0.318	0.004	165,248	23
7	22 A. LOWES	GBR	Kawasaki Racing Team WorldSBK	Kawasaki ZX-10RR		1'51.084	1'51.001	1'50.652	1'50.652	0.365	0.047	165,177	37
8	91 L. HASLAM	GBR	Team HRC	Honda CBR1000RR-R		1'51.191	1'51.242	1'50.702	1'50.702	0.415	0.050	165,103	35
9	66 T. SYKES	GBR	BMW Motorrad WorldSBK Team	BMW S1000 RR		1'50.926	1'51.337	1'50.747	1'50.747	0.460	0.045	165,036	32
10	45 S. REDDING	GBR	ARUBA.IT Racing - Ducati	Ducati Panigale V4 R		1'51.439	1'51.031	1'51.108	1'51.031	0.744	0.284	164,613	38
11	64 F. CARICASULO	ITA	GRT Yamaha WorldSBK Junior Team	Yamaha YZF R1	IND	1'51.987	1'52.886	1'51.032	1'51.032	0.745	0.001	164,612	46
12	54 T. RAZGATLIOGLU	TUR	PATA YAMAHA WorldSBK Official Team	Yamaha YZF R1		1'51.516	1'51.097	1'51.333	1'51.097	0.810	0.065	164,516	42
13	50 E. LAVERTY	IRL	BMW Motorrad WorldSBK Team	BMW S1000 RR		1'52.051	1'52.028	1'51.357	1'51.357	1.070	0.260	164,132	39
14	31 G. GERLOFF	USA	GRT Yamaha WorldSBK Junior Team	Yamaha YZF R1	IND	1'51.404	1'52.179	1'51.698	1'51.404	1.117	0.047	164,062	41
15	77 M. SCHEIB	CHI	ORELAC Racing VERDNATURA	Kawasaki ZX-10RR	IND	1'51.450	1'52.055	1'51.423	1'51.423	1.136	0.019	164,034	42
16	12 X. FORES	ESP	Kawasaki Puccetti Racing	Kawasaki ZX-10RR	IND	1'52.013	1'52.214	1'51.750	1'51.750	1.463	0.327	163,554	49
17	36 L. MERCADO	ARG	Motocorsa Racing	Ducati Panigale V4 R	IND	1'52.995	1'53.077	1'52.039	1'52.039	1.752	0.289	163,132	42
18	33 M. MELANDRI	ITA	Barni Racing Team	Ducati Panigale V4 R	IND	1'52.133	1'52.527	1'52.735	1'52.133	1.846	0.094	162,996	40
19	40 R. RAMOS	ESP	OUTDO Kawasaki TPR	Kawasaki ZX-10RR	IND	1'52.530	1'53.126	1'52.839	1'52.530	2.243	0.397	162,421	43
20	20 S. BARRIER	FRA	Brixx Performance	Ducati Panigale V4 R	IND	1'52.780	1'53.103	1'52.698	1'52.698	2.411	0.168	162,179	40
21	23 C. PONSSON	FRA	Nuova M2 Racing	Aprilia RSV4 1000	IND	1'53.285	1'53.491	1'53.359	1'53.285	2.998	0.587	161,338	32
22	13 T. TAKAHASHI	JPN	MIE Racing Althea HONDA Team	Honda CBR1000RR-R	IND	1'54.003	1'53.657	1'53.594	1'53.594	3.307	0.309	160,899	45
23	63 L. GABELLINI	ITA	MIE Racing Althea HONDA Team	Honda CBR1000RR-R	IND	1'56.808	1'55.086	1'54.760	1'54.760	4.473	1.166	159,265	48

29/08/2020

These data/results cannot be reproduced, stored and/or transmitted in whole or in part by any manner of electronic, mechanical, photocopying, recording, broadcasting or otherwise now known or herein after developed without the previous express consent by the copyright owner, except for reproduction in daily press and regular printed publications on sale to the public within 60 days of the event related to those data/results and always provided that copyright symbol appears together as follows below.

© DORNA WSBK ORGANIZATION Srl 2020

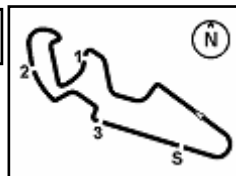
PIRELLI PERUGIA TIMING



Official Tyre Supplier



Official Timekeeper



Prosecco DOC Aragon Round, 28 - 30 August 2020

Best Sectors & Speed Free Practice 3rd Session

MotorLand Aragon 5.077 m

BEST LAP			
1	1 J. REA	Kawasaki ZX-10RR	1'50.287
2	76 L. BAZ	Yamaha YZF R1	1'50.476
3	60 M. VAN DER MARK	Yamaha YZF R1	1'50.539
4	19 A. BAUTISTA	Honda CBR1000RR-R	1'50.605
5	22 A. LOWES	Kawasaki ZX-10RR	1'50.652
6	21 M. RINALDI	Ducati Panigale V4 R	1'50.697
7	91 L. HASLAM	Honda CBR1000RR-R	1'50.702
8	7 C. DAVIES	Ducati Panigale V4 R	1'50.732
9	66 T. SYKES	BMW S1000 RR	1'50.747
10	64 F. CARICASULO	Yamaha YZF R1	1'51.032
11	45 S. REDDING	Ducati Panigale V4 R	1'51.108
12	54 T. RAZGATLIOGLU	Yamaha YZF R1	1'51.333
13	50 E. LAVERTY	BMW S1000 RR	1'51.357
14	77 M. SCHEIB	Kawasaki ZX-10RR	1'51.423
15	31 G. GERLOFF	Yamaha YZF R1	1'51.698
16	12 X. FORES	Kawasaki ZX-10RR	1'51.750
17	36 L. MERCADO	Ducati Panigale V4 R	1'52.039
18	20 S. BARRIER	Ducati Panigale V4 R	1'52.698
19	33 M. MELANDRI	Ducati Panigale V4 R	1'52.735
20	40 R. RAMOS	Kawasaki ZX-10RR	1'52.839
21	23 C. PONSSON	Aprilia RSV4 1000	1'53.359
22	13 T. TAKAHASHI	Honda CBR1000RR-R	1'53.594
23	63 L. GABELLINI	Honda CBR1000RR-R	1'54.760

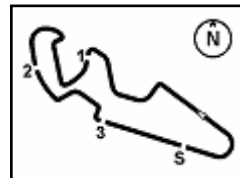
SPEED			
1	19 A. BAUTISTA	Honda CBR1000RR-R	323,4
2	45 S. REDDING	Ducati Panigale V4 R	323,4
3	33 M. MELANDRI	Ducati Panigale V4 R	319,5
4	91 L. HASLAM	Honda CBR1000RR-R	319,5
5	7 C. DAVIES	Ducati Panigale V4 R	318,6
6	21 M. RINALDI	Ducati Panigale V4 R	317,6
7	22 A. LOWES	Kawasaki ZX-10RR	316,7
8	64 F. CARICASULO	Yamaha YZF R1	315,8
9	31 G. GERLOFF	Yamaha YZF R1	314,9
10	60 M. VAN DER MARK	Yamaha YZF R1	314,0
11	1 J. REA	Kawasaki ZX-10RR	314,0
12	54 T. RAZGATLIOGLU	Yamaha YZF R1	313,0
13	13 T. TAKAHASHI	Honda CBR1000RR-R	313,0
14	12 X. FORES	Kawasaki ZX-10RR	313,0
15	50 E. LAVERTY	BMW S1000 RR	312,1
16	20 S. BARRIER	Ducati Panigale V4 R	312,1
17	66 T. SYKES	BMW S1000 RR	312,1
18	23 C. PONSSON	Aprilia RSV4 1000	310,3
19	77 M. SCHEIB	Kawasaki ZX-10RR	310,3
20	36 L. MERCADO	Ducati Panigale V4 R	310,3
21	40 R. RAMOS	Kawasaki ZX-10RR	307,7
22	76 L. BAZ	Yamaha YZF R1	307,7
23	63 L. GABELLINI	Honda CBR1000RR-R	303,4

SEG. 1			SEG. 2			SEG. 3			SEG. 4		
1	76 L. BAZ	31.415	1	1 J. REA	30.974	1	76 L. BAZ	21.316	1	7 C. DAVIES	26.173
2	1 J. REA	31.469	2	66 T. SYKES	31.049	2	19 A. BAUTISTA	21.373	2	45 S. REDDING	26.258
3	60 M. VAN DER MARK	31.527	3	21 M. RINALDI	31.052	3	66 T. SYKES	21.437	3	64 F. CARICASULO	26.263
4	22 A. LOWES	31.561	4	50 E. LAVERTY	31.053	4	60 M. VAN DER MARK	21.452	4	1 J. REA	26.292
5	91 L. HASLAM	31.580	5	22 A. LOWES	31.058	5	64 F. CARICASULO	21.456	5	91 L. HASLAM	26.305
6	19 A. BAUTISTA	31.623	6	60 M. VAN DER MARK	31.061	6	22 A. LOWES	21.468	6	19 A. BAUTISTA	26.309
7	45 S. REDDING	31.649	7	76 L. BAZ	31.097	7	1 J. REA	21.495	7	21 M. RINALDI	26.318
8	66 T. SYKES	31.701	8	7 C. DAVIES	31.133	8	21 M. RINALDI	21.495	8	22 A. LOWES	26.345
9	21 M. RINALDI	31.708	9	64 F. CARICASULO	31.148	9	91 L. HASLAM	21.517	9	77 M. SCHEIB	26.364
10	7 C. DAVIES	31.739	10	54 T. RAZGATLIOGLU	31.207	10	7 C. DAVIES	21.522	10	12 X. FORES	26.405
11	54 T. RAZGATLIOGLU	31.771	11	19 A. BAUTISTA	31.252	11	45 S. REDDING	21.524	11	54 T. RAZGATLIOGLU	26.411
12	50 E. LAVERTY	31.800	12	91 L. HASLAM	31.266	12	77 M. SCHEIB	21.535	12	66 T. SYKES	26.428
13	64 F. CARICASULO	31.813	13	45 S. REDDING	31.321	13	50 E. LAVERTY	21.549	13	60 M. VAN DER MARK	26.436
14	77 M. SCHEIB	31.834	14	12 X. FORES	31.363	14	54 T. RAZGATLIOGLU	21.625	14	33 M. MELANDRI	26.466
15	31 G. GERLOFF	31.893	15	36 L. MERCADO	31.383	15	36 L. MERCADO	21.699	15	31 G. GERLOFF	26.532
16	12 X. FORES	31.921	16	31 G. GERLOFF	31.391	16	31 G. GERLOFF	21.707	16	50 E. LAVERTY	26.539
17	36 L. MERCADO	32.136	17	77 M. SCHEIB	31.442	17	12 X. FORES	21.719	17	36 L. MERCADO	26.556
18	33 M. MELANDRI	32.239	18	33 M. MELANDRI	31.639	18	33 M. MELANDRI	21.902	18	76 L. BAZ	26.570
19	40 R. RAMOS	32.254	19	40 R. RAMOS	31.664	19	40 R. RAMOS	21.911	19	20 S. BARRIER	26.624
20	13 T. TAKAHASHI	32.365	20	20 S. BARRIER	31.703	20	20 S. BARRIER	21.956	20	40 R. RAMOS	26.779
21	23 C. PONSSON	32.388	21	23 C. PONSSON	31.785	21	13 T. TAKAHASHI	21.960	21	23 C. PONSSON	26.843
22	20 S. BARRIER	32.415	22	13 T. TAKAHASHI	32.006	22	63 L. GABELLINI	22.086	22	13 T. TAKAHASHI	27.046
23	63 L. GABELLINI	32.584	23	63 L. GABELLINI	32.183	23	23 C. PONSSON	22.123	23	63 L. GABELLINI	27.193

29/08/2020

These data/results cannot be reproduced, stored and/or transmitted in whole or in part by any manner of electronic, mechanical, photocopying, recording, broadcasting or otherwise now known or herein after developed without the previous express consent by the copyright owner, except for reproduction in daily press and regular printed publications on sale to the public within 60 days of the event related to those data/results and always provided that copyright symbol appears together as follows below.

© DORNA WSBK ORGANIZATION Srl 2020



MotorLand Aragon 5.077 m

Prosecco DOC Aragon Round, 28 - 30 August 2020

Ideal Times Free Practice 3rd Session

No.	Rider	Nat	Bike	Seg. 1	Seg. 2	Seg. 3	Seg. 4	Ideal Time		
				Diff. 1	Diff. 2	Diff. 3	Diff. 4	Best Lap	Pos.	Diff.
1	1 J. REA	GBR	Kawasaki ZX-10RR	31.469	30.974	21.495 +0.033	26.292 +0.024	1'50.230	1	0.057
2	76 L. BAZ	FRA	Yamaha YZF R1	31.415 +0.004	31.097 +0.006	21.316	26.570 +0.068	1'50.398	2	0.078
3	22 A. LOWES	GBR	Kawasaki ZX-10RR	31.561 +0.073	31.058 +0.147	21.468	26.345	1'50.432	5	0.220
4	60 M. VAN DER MARK	NED	Yamaha YZF R1	31.527 +0.055	31.061	21.452 +0.008	26.436	1'50.476	3	0.063
5	19 A. BAUTISTA	ESP	Honda CBR1000RR-R	31.623 +0.048	31.252	21.373	26.309	1'50.557	4	0.048
6	7 C. DAVIES	GBR	Ducati Panigale V4 R	31.739 +0.099	31.133 +0.046	21.522 +0.020	26.173	1'50.567	8	0.165
7	21 M. RINALDI	ITA	Ducati Panigale V4 R	31.708	31.052 +0.080	21.495 +0.032	26.318 +0.012	1'50.573	6	0.124
8	66 T. SYKES	GBR	BMW S1000 RR	31.701	31.049	21.437 +0.128	26.428 +0.004	1'50.615	9	0.132
9	91 L. HASLAM	GBR	Honda CBR1000RR-R	31.580	31.266	21.517 +0.034	26.305	1'50.668	7	0.034
10	64 F. CARICASULO	ITA	Yamaha YZF R1	31.813 +0.062	31.148	21.456 +0.075	26.263 +0.215	1'50.680	10	0.352
11	45 S. REDDING	GBR	Ducati Panigale V4 R	31.649	31.321 +0.064	21.524	26.258 +0.292	1'50.752	11	0.356
12	50 E. LAVERTY	IRL	BMW S1000 RR	31.800 +0.152	31.053 +0.205	21.549 +0.059	26.539	1'50.941	13	0.416
13	54 T. RAZGATLIOGLU	TUR	Yamaha YZF R1	31.771 +0.220	31.207 +0.099	21.625	26.411	1'51.014	12	0.319
14	77 M. SCHEIB	CHI	Kawasaki ZX-10RR	31.834 +0.061	31.442 +0.041	21.535 +0.114	26.364 +0.032	1'51.175	14	0.248
15	12 X. FORES	ESP	Kawasaki ZX-10RR	31.921 +0.085	31.363 +0.004	21.719 +0.029	26.405 +0.224	1'51.408	16	0.342
16	31 G. GERLOFF	USA	Yamaha YZF R1	31.893	31.391	21.707 +0.058	26.532 +0.117	1'51.523	15	0.175
17	36 L. MERCADO	ARG	Ducati Panigale V4 R	32.136	31.383 +0.075	21.699 +0.118	26.556 +0.072	1'51.774	17	0.265
18	33 M. MELANDRI	ITA	Ducati Panigale V4 R	32.239 +0.199	31.639 +0.089	21.902 +0.201	26.466	1'52.246	19	0.489
19	40 R. RAMOS	ESP	Kawasaki ZX-10RR	32.254	31.664	21.911 +0.148	26.779 +0.083	1'52.608	20	0.231
20	20 S. BARRIER	FRA	Ducati Panigale V4 R	32.415	31.703	21.956	26.624	1'52.698	18	
21	23 C. PONSSON	FRA	Aprilia RSV4 1000	32.388 +0.058	31.785 +0.162	22.123	26.843	1'53.139	21	0.220
22	13 T. TAKAHASHI	JPN	Honda CBR1000RR-R	32.365	32.006 +0.077	21.960 +0.089	27.046 +0.051	1'53.377	22	0.217
23	63 L. GABELLINI	ITA	Honda CBR1000RR-R	32.584	32.183 +0.183	22.086 +0.531	27.193	1'54.046	23	0.714
Overall Ideal Time				31.415	30.974	21.316	26.173	1'49.878		

29/08/2020

These data/results cannot be reproduced, stored and/or transmitted in whole or in part by any manner of electronic, mechanical, photocopying, recording, broadcasting or otherwise now known or herein after developed without the previous express consent by the copyright owner, except for reproduction in daily press and regular printed publications on sale to the public within 60 days of the event related to those data/results and always provided that copyright symbol appears together as follows below.

© DORNA WSBK ORGANIZATION Srl 2020

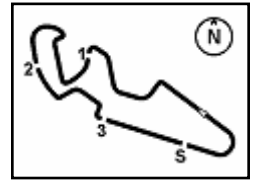
PIRELLI PERUGIA TIMING



Official Tyre Supplier



Official Timekeeper



Prosecco DOC Aragon Round, 28 - 30 August 2020 Chronological Analysis Free Practice 3rd Session

MotorLand Aragon 5.077 m

1 / 3

1° 1 J. REA (1'50.287)							
Lap	Seg.1	Seg.2	Seg.3	Seg.4	Lap Time	km/h	Local Time
1		33.216	22.998	35.143	227.4		9:02'35.658
2	31.857	31.219	21.610	26.506	1'51.192	310,3	9:04'26.850
3	31.605	31.065	21.516	26.565	1'50.751	312,1	9:06'17.601
4	31.654	30.988	21.623	26.292	1'50.557	314,0	9:08'08.158
5	31.796	32.675	22.124	34.258	2'00.853P	304,2	9:10'09.011
6	3'13.608	31.945	22.492	26.511	4'34.556P	309,5	9:14'43.567
7	31.551	31.146	21.495	26.312	1'50.504	312,1	9:16'34.071
8	31.469	30.974	21.528	26.316	1'50.287	311,2	9:18'24.358
9	32.632	34.631	21.733	26.571	1'55.567	313,0	9:20'19.925

10	34.589	31.551	21.860	27.362	1'55.362	314,9	9:19'18.039
11	31.634	31.205	21.468	26.345	1'50.652	316,7	9:21'08.691

2° 76 L. BAZ (1'50.476)							
Lap	Seg.1	Seg.2	Seg.3	Seg.4	Lap Time	km/h	Local Time
1		32.396	22.221	26.920	305,1		9:02'04.007
2	32.065	31.108	21.607	26.645	1'51.425	305,9	9:03'55.432
3	31.784	31.097	21.493	26.570	1'50.944	305,9	9:05'46.376
4	31.651	31.190	21.551	26.635	1'51.027	306,8	9:07'37.403
5	31.419	31.103	21.316	26.638	1'50.476	307,7	9:09'27.879
6	31.415	31.210	21.518	27.130	1'51.273	306,8	9:11'19.152
7	31.522	31.123	21.490	26.883	1'51.018	306,8	9:13'10.170
8	31.709	31.407	22.486	26.773	1'52.375	305,9	9:15'02.545
9	31.642	31.506	21.690	26.693	1'51.531	306,8	9:16'54.076
10	31.788	31.335	21.683	26.697	1'51.503	307,7	9:18'45.579
11	31.840	31.345	21.674	34.069	1'58.928P	303,4	9:20'44.507

6° 21 M. RINALDI (1'50.697)							
Lap	Seg.1	Seg.2	Seg.3	Seg.4	Lap Time	km/h	Local Time
1		33.553	22.520	27.042		313,0	9:02'52.274
2	32.527	31.457	21.690	26.431	1'52.105	314,9	9:04'44.379
3	31.735	31.052	21.516	26.491	1'50.794	314,9	9:06'35.173
4	31.852	31.165	21.697	26.429	1'51.143	316,7	9:08'26.316
5	31.797	31.397	21.528	26.318	1'51.040	316,7	9:10'17.356
6	31.768	31.234	21.570	26.409	1'50.981	316,7	9:12'08.337
7	31.759	31.264	21.652	26.549	1'51.224	316,7	9:13'59.561
8	31.907	44.534	23.496	26.802	2'06.739	317,6	9:16'06.300
9	31.752	31.077	21.514	26.449	1'50.792	315,8	9:17'57.092
10	31.708	31.132	21.527	26.330	1'50.697	316,7	9:19'47.789
11	31.725	31.511	21.495	26.479	1'51.210	317,6	9:21'38.999

3° 60 M. VAN DER MARK (1'50.539)							
Lap	Seg.1	Seg.2	Seg.3	Seg.4	Lap Time	km/h	Local Time
1		32.727	22.621	26.831	312,1		9:02'07.272
2	32.535	31.584	21.895	26.903	1'52.917	308,6	9:04'00.189
3	32.100	31.370	21.787	26.652	1'51.909	308,6	9:05'52.098
4	32.104	31.395	21.807	26.605	1'51.911	309,5	9:07'44.009
5	33.436	31.362	21.717	32.125	1'58.640P	314,0	9:09'42.649
6	3'07.724	31.502	21.865	26.475	4'27.566P	309,5	9:14'10.215
7	31.582	31.061	21.460	26.436	1'50.539	311,2	9:16'00.754
8	31.527	31.140	21.452	26.442	1'50.561	313,0	9:17'51.315
9	31.616	31.458	22.181	26.540	1'51.795	311,2	9:19'43.110
10	31.695	31.252	21.550	26.493	1'50.990	312,1	9:21'34.100

7° 91 L. HASLAM (1'50.702)							
Lap	Seg.1	Seg.2	Seg.3	Seg.4	Lap Time	km/h	Local Time
1		33.482	22.504	26.696		318,6	9:02'07.645
2	32.262	32.042	22.946	27.379	1'54.629	305,1	9:04'02.274
3	31.580	31.266	21.551	26.305	1'50.702	319,5	9:05'52.976
4	32.355	32.577	22.291	26.744	1'53.967	314,0	9:07'46.943
5	33.233	32.094	23.473	26.611	1'55.411	315,8	9:09'42.354
6	31.853	31.404	21.623	26.446	1'51.326	316,7	9:11'33.680
7	32.010	31.411			1'58.737	258,4	9:13'32.417
8	34.073	32.630	22.700	30.250	1'59.653	247,7	9:15'32.070
9	31.903	31.329	21.517	26.427	1'51.176	319,5	9:17'23.246
10	32.640	32.558	21.982	26.835	1'54.015	313,0	9:19'17.261
11	31.881	31.293	21.606	26.476	1'51.256	315,8	9:21'08.517

4° 19 A. BAUTISTA (1'50.605)							
Lap	Seg.1	Seg.2	Seg.3	Seg.4	Lap Time	km/h	Local Time
1		33.358	22.613	27.938	301,7		9:02'16.930
2	32.538	31.843	21.875	26.659	1'52.915	321,4	9:04'09.845
3	32.081	31.616	21.699	26.507	1'51.903	321,4	9:06'01.748
4	32.315	32.884	22.384	33.393	2'00.976P	322,4	9:08'02.724
5	3'35.007	31.782	21.730	26.569	4'55.088P	323,4	9:12'57.812
6	31.767	31.267	21.440	26.364	1'50.838	321,4	9:14'48.650
7	31.671	31.252	21.373	26.309	1'50.605	322,4	9:16'39.255
8	31.623	31.425	21.502	26.730	1'51.280	319,5	9:18'30.535
9	31.901	31.334	21.498	26.418	1'51.151	322,4	9:20'21.686

8° 7 C. DAVIES (1'50.732)							
Lap	Seg.1	Seg.2	Seg.3	Seg.4	Lap Time	km/h	Local Time
1		33.771	22.965	27.114		311,2	9:02'47.150
2	32.300	31.279	21.688	26.461	1'51.728	316,7	9:04'38.878
3	31.942	31.133	21.522	26.275	1'50.872	316,7	9:06'29.750
4	31.838	31.179	21.542	26.173	1'50.732	317,6	9:08'20.482
5	31.739	31.332	21.585	26.245	1'50.901	317,6	9:10'11.383
6	31.890	31.413	21.641	26.359	1'51.303	318,6	9:12'02.686
7	32.887	33.277	22.365	30.919	1'59.448	264,7	9:14'02.134
8	32.201	31.493	21.738	26.442	1'51.874	316,7	9:15'54.008
9	32.019	31.584	21.964	26.784	1'52.351	317,6	9:17'46.359
10	32.106	31.547	21.812	26.571	1'52.036	317,6	9:19'38.395
11	32.133	31.533	22.002	26.544	1'52.212	317,6	9:21'30.607

5° 22 A. LOWES (1'50.652)							
Lap	Seg.1	Seg.2	Seg.3	Seg.4	Lap Time	km/h	Local Time
1		34.452	22.855	28.535	293,5		9:02'19.227
2	32.027	31.269	22.771	26.740	1'52.807	313,0	9:04'12.034
3	31.791	31.058	21.470	26.508	1'50.827	313,0	9:06'02.861
4	31.561	31.746	21.819	26.424	1'51.550	311,2	9:07'54.411
5	31.822	31.235	21.660	26.423	1'51.140	315,8	9:09'45.551
6	31.733	31.211	21.498	26.394	1'50.836	315,8	9:11'36.387
7	31.750	31.231	21.608	26.595	1'51.184	313,0	9:13'27.571
8	41.539	32.170	22.152	28.055	2'03.916	305,1	9:15'31.487
9	31.897	31.300	21.544	26.449	1'51.190	313,0	9:17'22.677

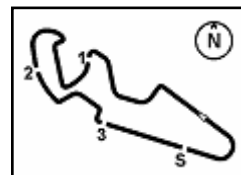
9° 66 T. SYKES (1'50.747)							
Lap	Seg.1	Seg.2	Seg.3	Seg.4	Lap Time	km/h	Local Time
1		33.269	22.804	27.251		303,4	9:03'00.649
2	32.627	32.275	22.418	27.119	1'54.439	305,9	9:04'55.088
3	31.756	31.173	21.440	26.597	1'50.966	307,7	9:06'46.054
4	31.781	31.126	21.576	35.242	1'59.725P	309,5	9:08'45.779
5	5'52.155	36.174	22.182	32.351	7'22.862P	292,7	9:16'08.641
6	31.864	31.108	21.437	26.428	1'50.837	310,3	9:17'59.478
7	31.726	31.112	21.751	26.505	1'51.094	308,6	9:19'50.572
8	31.701	31.049	21.565	26.432	1'50.747	312,1	9:21'41.319

10° 64 F. CARICASULO (1'51.032)							
Lap	Seg.1	Seg.2	Seg.3	Seg.4	Lap Time	km/h	Local Time
1		32.328	22.261	26.765		310,3	9:02'04.229
2	32.319	31.489	21.746	26.263	1'51.817	314,9	9:03'56.046
3	31.932	31.282	21.609	26.512	1'51.335	315,8	9:05'47.381
4	32.006	31.315	21.456	26.451	1'51.228	311,2	9:07'38.609

29/08/2020 P = Pits In/Out - C = Lap Time Cancelled

These data/results cannot be reproduced, stored and/or transmitted in whole or in part by any manner of electronic, mechanical, photocopying, recording, broadcasting or otherwise now known or herein after developed without the previous express consent by the copyright owner, except for reproduction in daily press and regular printed publications on sale to the public within 60 days of the event related to those data/results and always provided that copyright symbol appears together as follows below.

© DORNA WSBK ORGANIZATION Srl 2020



Prosecco DOC Aragon Round, 28 - 30 August 2020 Chronological Analysis Free Practice 3rd Session

MotorLand Aragon 5.077 m

2 / 3

5	36.345	35.047	21.672	32.801	2'05.865P	311,2	9:09'44.474
6	3'04.286	31.626	21.517	26.343	4'23.772P	309,5	9:14'08.246
7	31.875	31.148	21.531	26.478	1'51.032	309,5	9:15'59.278
8	31.813	31.420	21.543	26.807	1'51.583	309,5	9:17'50.861
9	31.857	31.372	21.553	26.449	1'51.231	310,3	9:19'42.092
10	31.822	31.477	21.622	26.548	1'51.469	309,5	9:21'33.561

16° 12 X. FORES (1'51.750)							
Lap	Seg.1	Seg.2	Seg.3	Seg.4	Lap Time	km/h	Local Time
1		32.934	22.208	27.084		309,5	9:02'34.551
2	32.439	31.718	21.944	26.405	1'52.506	313,0	9:04'27.057
3	31.921	31.363	21.812	26.664	1'51.760	310,3	9:06'18.817
4	32.006	31.367	21.748	26.629	1'51.750	311,2	9:08'10.567
5	32.016	31.724	21.882	26.936	1'52.558	311,2	9:10'03.125
6	31.959	31.747	21.822	26.654	1'52.182	309,5	9:11'55.307
7	32.032	31.613	21.719	26.800	1'52.164	309,5	9:13'47.471
8	36.869	33.826	21.976	42.281	2'14.952	309,5	9:16'02.423
9	32.155	31.730	21.750	26.625	1'52.260	311,2	9:17'54.683
10	32.062	31.719	21.788	26.710	1'52.279	307,7	9:19'46.962
11	32.195	32.695	21.883	26.709	1'53.482	309,5	9:21'40.444

11° 45 S. REDDING (1'51.108)							
Lap	Seg.1	Seg.2	Seg.3	Seg.4	Lap Time	km/h	Local Time
1		33.474	22.753	34.410		194,6	9:02'32.792
2	33.126	34.264	22.001	26.577	1'55.968	315,8	9:04'28.760
3	31.825	31.470	21.817	26.441	1'51.553	316,7	9:06'20.313
4	31.811	31.442	21.653	26.258	1'51.164	317,6	9:08'11.477
5	31.812	31.437	21.645	33.268	1'58.162P	323,4	9:10'09.639
6	5'06.932	31.995	21.864	26.377	6'27.168P	317,6	9:16'36.807
7	31.795	31.321	21.627	26.390	1'51.133	316,7	9:18'27.940
8	31.649	31.385	21.524	26.550	1'51.108	321,4	9:20'19.048

17° 36 L. MERCADO (1'52.039)							
Lap	Seg.1	Seg.2	Seg.3	Seg.4	Lap Time	km/h	Local Time
1		33.517	22.998	33.837		304,2	9:02'15.875
2	3'30.532	33.020	23.792	26.798	4'54.142P	305,1	9:07'10.017
3	32.281	31.501	21.706	26.667	1'52.155	306,8	9:09'02.172
4	32.136	31.458	21.817	26.628	1'52.039	307,7	9:10'54.211
5	32.387	31.521	21.920	26.747	1'52.575	307,7	9:12'46.786
6	32.432	31.489	21.771	26.556	1'52.248	307,7	9:14'39.034
7	32.362	31.383	21.699	26.657	1'52.101	309,5	9:16'31.135
8	32.411	33.387	21.850	26.573	1'54.221	310,3	9:18'25.356
9	32.263	31.729	21.731	26.809	1'52.532	308,6	9:20'17.888

12° 54 T. RAZGATLIOGLU (1'51.333)							
Lap	Seg.1	Seg.2	Seg.3	Seg.4	Lap Time	km/h	Local Time
1		33.753	22.829	30.399		284,2	9:02'29.322
2	32.638	31.825	21.778	26.747	1'52.988	309,5	9:04'22.310
3	32.325	31.514	21.754	26.628	1'52.221	310,3	9:06'14.531
4	32.255	31.492	21.711	26.578	1'52.036	313,0	9:08'06.567
5	32.854	33.296	22.237	32.509	2'00.896P	313,0	9:10'07.463
6	3'23.070	31.798	21.734	26.617	4'43.219P	310,3	9:14'50.682
7	31.991	31.306	21.625	26.411	1'51.333	313,0	9:16'42.015
8	31.771	31.207	21.824	26.585	1'51.387	312,1	9:18'33.402
9	32.028	31.335	21.635	26.567	1'51.565	313,0	9:20'24.967

18° 20 S. BARRIER (1'52.698)							
Lap	Seg.1	Seg.2	Seg.3	Seg.4	Lap Time	km/h	Local Time
1		33.405	22.630	26.860		306,8	9:03'37.792
2	32.939	31.862	22.197	27.993	1'54.991	307,7	9:05'32.783
3	32.767	31.769	22.078	26.672	1'53.286	307,7	9:07'26.069
4	32.642	31.709	22.220	26.630	1'53.201	310,3	9:09'19.270
5	32.415	31.703	21.956	26.624	1'52.698	309,5	9:11'11.968
6	34.025	32.679	25.482	26.648	1'58.834	312,1	9:13'10.802
7	32.427	31.971	22.185	32.407	1'58.990P	311,2	9:15'09.792

13° 50 E. LAVERTY (1'51.357)							
Lap	Seg.1	Seg.2	Seg.3	Seg.4	Lap Time	km/h	Local Time
1		33.045	22.556	26.795		311,2	9:01'58.279
2	32.133	31.053	21.825	26.671	1'51.682	311,2	9:03'49.961
3	31.952	31.258	21.608	26.539	1'51.357	312,1	9:05'41.318
4	31.800	31.245	21.549	33.617	1'58.211P	311,2	9:07'39.529
5	8'01.156	31.896	23.416	29.290	9'25.758P	289,5	9:17'05.287
6	31.980	31.361	21.624	26.741	1'51.706	312,1	9:18'56.993
7	31.938	31.445	21.776	26.725	1'51.884	312,1	9:20'48.877

19° 33 M. MELANDRI (1'52.735)							
Lap	Seg.1	Seg.2	Seg.3	Seg.4	Lap Time	km/h	Local Time
1		33.373	22.853	28.308		288,8	9:02'19.525
2	32.713	33.398	22.737	26.690	1'55.538	319,5	9:04'15.063
3	32.438	31.728	22.103	26.466	1'52.735	318,6	9:06'07.798
4	35.144	32.847	23.010	27.996	1'58.997	301,7	9:08'06.795
5	32.638	33.716	22.275	27.062	1'55.691	319,5	9:10'02.486
6	32.239	35.707	22.168	26.617	1'56.731	318,6	9:11'59.217
7	32.259	37.630	22.715	26.910	1'59.514	315,8	9:13'58.731
8	32.351	36.853	23.367	30.179	2'02.750	262,1	9:16'01.481
9	32.573	31.639	22.111	27.553	1'53.876	295,1	9:17'55.357
10	34.296	32.455	22.475	26.836	1'56.062	317,6	9:19'51.419
11	32.378	32.027	21.902	26.712	1'53.019	318,6	9:21'44.438

14° 77 M. SCHEIB (1'51.423)							
Lap	Seg.1	Seg.2	Seg.3	Seg.4	Lap Time	km/h	Local Time
1		33.086	22.647	27.470		298,3	9:02'16.665
2	32.121	31.499	21.535	26.364	1'51.519	309,5	9:04'08.184
3	32.113	31.442	21.785	26.906	1'52.246	305,9	9:06'00.430
4	31.870	31.518	21.798	26.567	1'51.753	308,6	9:07'52.183
5	31.895	31.483	21.649	26.396	1'51.423	310,3	9:09'43.606
6	31.834	31.627	21.726	26.609	1'51.796	308,6	9:11'35.402
7	32.008	32.966	21.701	26.681	1'53.356	308,6	9:13'28.758
8	32.150	31.746	21.752	26.512	1'52.160	308,6	9:15'20.918
9	36.462	32.567	22.539	32.016	2'03.584P	308,6	9:17'24.502
10	1'20.687	32.810	22.220	27.153	2'42.870P	307,7	9:20'07.372

20° 40 R. RAMOS (1'52.839)							
Lap	Seg.1	Seg.2	Seg.3	Seg.4	Lap Time	km/h	Local Time
1		32.668	22.746	28.117		277,6	9:02'19.634
2	32.793	31.956	22.141	26.779	1'53.669	307,7	9:04'13.303
3	32.425	31.804	22.043	26.906	1'53.178	305,1	9:06'06.481
4	34.070	31.795	21.911	26.797	1'54.573	304,2	9:08'01.054
5	32.254	31.664	22.059	26.862	1'52.839	305,1	9:09'53.893
6	32.383	33.803	22.821	27.183	1'56.190	306,8	9:11'50.083
7	32.645	31.905	22.225	31.876	1'58.651	302,5	9:13'48.734
8	33.095	32.304	21.999	26.907	1'54.305	301,7	9:15'43.039

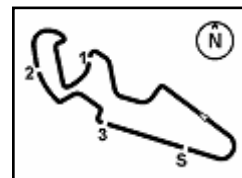
15° 31 G. GERLOFF (1'51.698)							
Lap	Seg.1	Seg.2	Seg.3	Seg.4	Lap Time	km/h	Local Time
1		33.364	22.672	26.654		314,9	9:02'07.944
2	32.215	31.810	22.005	26.702	1'52.732	314,0	9:04'00.676
3	32.017	31.558	21.908	26.652	1'52.135	311,2	9:05'52.811
4	32.154	31.650	21.750	26.532	1'52.086	311,2	9:07'44.897
5	31.957	31.656	21.707	26.688	1'52.008	311,2	9:09'36.905
6	34.632	31.998	21.919	32.881	2'01.430P	310,3	9:11'38.335
7	5'18.903	31.833	21.897	26.565	6'39.198P	310,3	9:18'17.533

29/08/2020 P = Pits In/Out - C = Lap Time Cancelled

These data/results cannot be reproduced, stored and/or transmitted in whole or in part by any manner of electronic, mechanical, photocopying, recording, broadcasting or otherwise now known or herein after developed without the previous express consent by the copyright owner, except for reproduction in daily press and regular printed publications on sale to the public within 60 days of the event related to those data/results and always provided that copyright symbol appears together as follows below.

© DORNA WSBK ORGANIZATION Srl 2020





Prosecco DOC Aragon Round, 28 - 30 August 2020 Chronological Analysis Free Practice 3rd Session

9	32.356	32.053	21.986	26.878	1'53.273	305,9	9:17'36.312
10	34.399	33.481	22.717	26.974	1'57.571	304,2	9:19'33.883
11	32.800	32.041	21.953	26.877	1'53.671	305,1	9:21'27.554

21° 23 C. PONSSON (1'53.359)							
Lap	Seg.1	Seg.2	Seg.3	Seg.4	Lap Time	km/h	Local Time
1		33.031	23.459	28.354		307,7	9:02'08.403
2	32.988	32.011	22.399	26.885	1'54.283	310,3	9:04'02.686
3	32.388	32.039	22.269	27.033	1'53.729	308,6	9:05'56.415
4	33.878	34.416	26.585	27.504	2'02.383	306,8	9:07'58.798
5	32.598	31.785	22.295	28.766	1'55.444	308,6	9:09'54.242
6	32.446	31.947	22.123	26.843	1'53.359	308,6	9:11'47.601
7	33.948	35.405	23.366	27.693	2'00.412	300,8	9:13'48.013
8	32.426	31.847	26.653	27.438	1'58.364	306,8	9:15'46.377
9	32.408	31.785	22.240	27.094	1'53.527	308,6	9:17'39.904
10	33.651	33.209	23.184	29.187	1'59.231	274,8	9:19'39.135
11	48.031	41.073	25.584	37.744	2'32.432P	225,0	9:22'11.567

22° 13 T. TAKAHASHI (1'53.594)							
Lap	Seg.1	Seg.2	Seg.3	Seg.4	Lap Time	km/h	Local Time
1		35.614	33.563	28.410		302,5	9:02'55.100
2	34.329	33.226	23.432	29.910	2'00.897	305,1	9:04'55.997
3	33.837	32.610	22.554	27.713	1'56.714	303,4	9:06'52.711
4	33.635	32.670	22.676	34.139	2'03.120P	307,7	9:08'55.831
5	2'52.202	33.326	23.576	27.391	4'16.495P	313,0	9:13'12.326
6	32.783	32.225	22.117	27.046	1'54.171	309,5	9:15'06.497
7	32.574	32.006	21.960	27.154	1'53.694	308,6	9:17'00.191
8	32.365	32.083	22.049	27.097	1'53.594	309,5	9:18'53.785
9	36.572	32.085	22.621	27.281	1'58.559	309,5	9:20'52.344

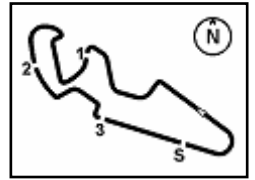
23° 63 L. GABELLINI (1'54.760)							
Lap	Seg.1	Seg.2	Seg.3	Seg.4	Lap Time	km/h	Local Time
1		33.682	23.374	27.718		301,7	9:02'09.421
2	33.493	32.384	22.351	28.022	1'56.250C	297,5	9:04'05.671
3	32.814	32.635	22.570	27.516	1'55.535	301,7	9:06'01.206
4	32.584	32.366	22.617	27.193	1'54.760	303,4	9:07'55.966
5	32.629	32.381	22.238	27.683	1'54.931	300,0	9:09'50.897
6	36.013	32.507	22.740	27.687	1'58.947	302,5	9:11'49.844
7	33.307	32.273	22.099	28.023	1'55.702	303,4	9:13'45.546
8	37.138	32.456	22.270	27.510	1'59.374	300,8	9:15'44.920
9	32.633	32.183	1'04.731	29.270	2'38.817	296,7	9:18'23.737
10	33.163	32.683	22.086	27.553	1'55.485	302,5	9:20'19.222

29/08/2020

P = Pits In/Out - C = Lap Time Cancelled

These data/results cannot be reproduced, stored and/or transmitted in whole or in part by any manner of electronic, mechanical, photocopying, recording, broadcasting or otherwise now known or herein after developed without the previous express consent by the copyright owner, except for reproduction in daily press and regular printed publications on sale to the public within 60 days of the event related to those data/results and always provided that copyright symbol appears together as follows below.

© DORNA WSBK ORGANIZATION Srl 2020



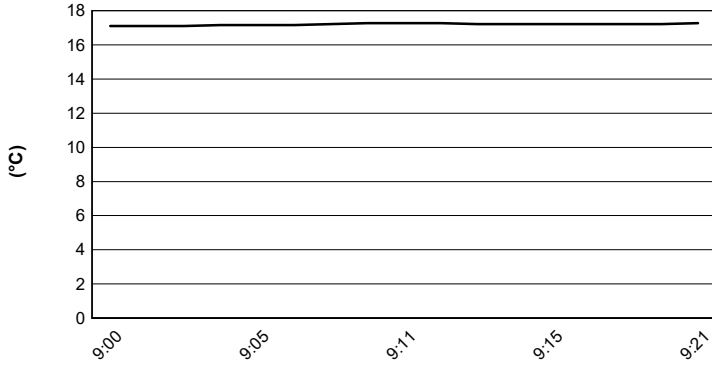
MotorLand Aragon 5.077 m

Prosecco DOC Aragon Round, 28 - 30 August 2020

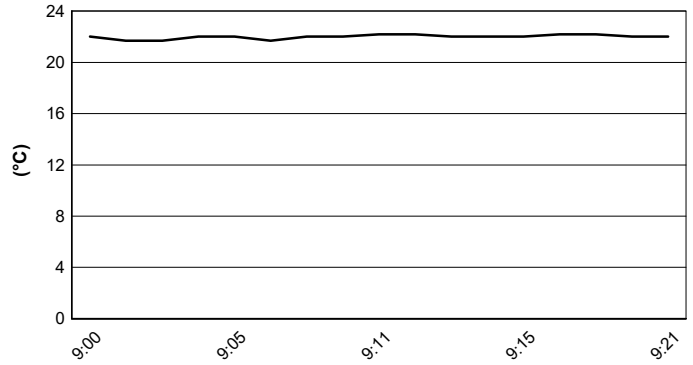
Weather Report Free Practice 3rd Session

Session started 09:00 - Session ended 9:22

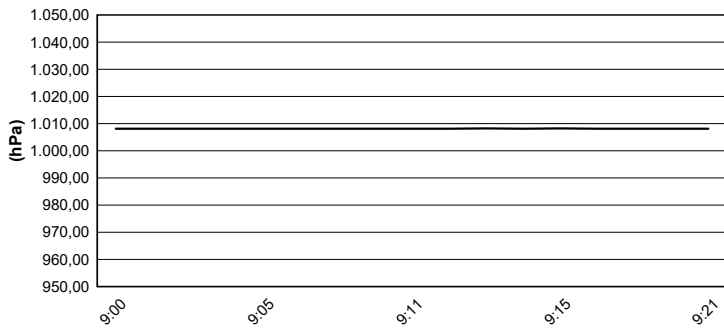
Air Temperature



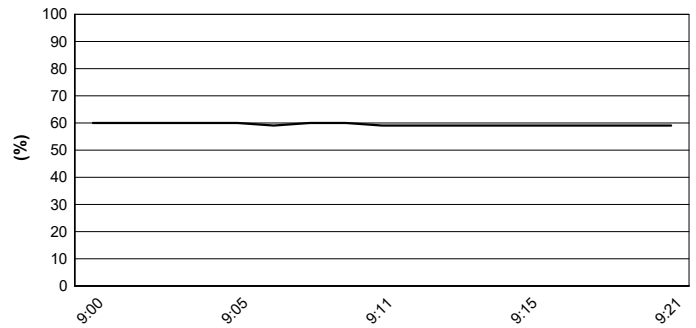
Track Temperature



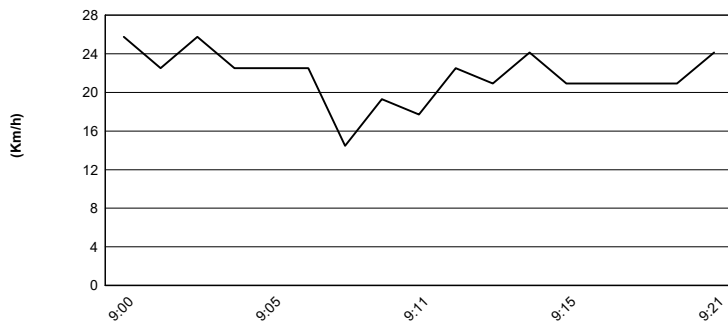
Air Pressure



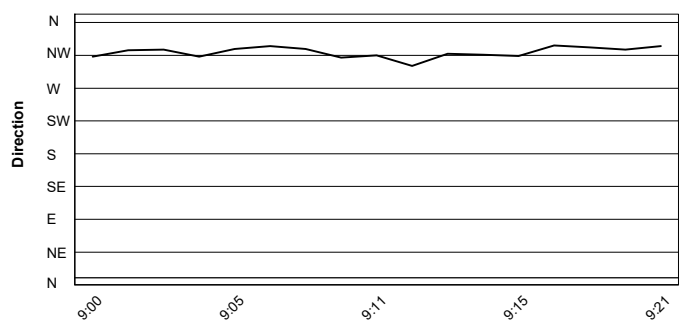
Humidity



Wind Speed



Wind Direction



29/08/2020

These data/results cannot be reproduced, stored and/or transmitted in whole or in part by any manner of electronic, mechanical, photocopying, recording, broadcasting or otherwise now known or herein after developed without the previous express consent by the copyright owner, except for reproduction in daily press and regular printed publications on sale to the public within 60 days of the event related to those data/results and always provided that copyright symbol appears together as follows below.

© DORNA WSBK ORGANIZATION Srl 2020