

Prosecco DOC Aragon Round, 28 - 30 August 2020

Results Tissot Superpole

MotorLand Aragon 5.077 m

1 / 2

No.	Rider	Nat	Team	Bike	Class	Time	Gap	Rel.	Laps	Speed	
										Avg	Max
1	1 J. REA	GBR	Kawasaki Racing Team WorldSBK	Kawasaki ZX-10RR		1'48.860			7	167,896	312,1
2	76 L. BAZ	FRA	Ten Kate Racing Yamaha	Yamaha YZF R1	IND	1'49.031	0.171	0.171	6	167,633	306,8
3	45 S. REDDING	GBR	ARUBA.IT Racing - Ducati	Ducati Panigale V4 R		1'49.164	0.304	0.133	11	167,429	321,4
4	22 A. LOWES	GBR	Kawasaki Racing Team WorldSBK	Kawasaki ZX-10RR		1'49.225	0.365	0.061	9	167,335	314,0
5	21 M. RINALDI	ITA	Team GOELEVEN	Ducati Panigale V4 R	IND	1'49.256	0.396	0.031	9	167,288	313,0
6	91 L. HASLAM	GBR	Team HRC	Honda CBR1000RR-R		1'49.430	0.570	0.174	10	167,022	314,9
7	19 A. BAUTISTA	ESP	Team HRC	Honda CBR1000RR-R		1'49.470	0.610	0.040	10	166,961	322,4
8	60 M. VAN DER MARK	NED	PATA YAMAHA WorldSBK Official Team	Yamaha YZF R1		1'49.531	0.671	0.061	7	166,868	315,8
9	7 C. DAVIES	GBR	ARUBA.IT Racing - Ducati	Ducati Panigale V4 R		1'49.543	0.683	0.012	9	166,850	314,9
10	31 G. GERLOFF	USA	GRT Yamaha WorldSBK Junior Team	Yamaha YZF R1	IND	1'49.627	0.767	0.084	8	166,722	312,1
11	54 T. RAZGATLIOGLU	TUR	PATA YAMAHA WorldSBK Official Team	Yamaha YZF R1		1'49.683	0.823	0.056	7	166,637	311,2
12	77 M. SCHEIB	CHI	ORELAC Racing VERDNATURA	Kawasaki ZX-10RR	IND	1'49.707	0.847	0.024	7	166,600	314,0
13	12 X. FOFES	ESP	Kawasaki Puccetti Racing	Kawasaki ZX-10RR	IND	1'50.129	1.269	0.422	9	165,962	310,3
14	66 T. SYKES	GBR	BMW Motorrad WorldSBK Team	BMW S1000 RR		1'50.168	1.308	0.039	7	165,903	311,2
15	36 L. MERCADO	ARG	Motocorsa Racing	Ducati Panigale V4 R	IND	1'50.300	1.440	0.132	10	165,704	314,0
16	64 F. CARICASULO	ITA	GRT Yamaha WorldSBK Junior Team	Yamaha YZF R1	IND	1'50.351	1.491	0.051	9	165,628	309,5
17	23 C. PONSSON	FRA	Nuova M2 Racing	Aprilia RSV4 1000	IND	1'50.922	2.062	0.571	9	164,775	309,5
18	50 E. LAVERTY	IRL	BMW Motorrad WorldSBK Team	BMW S1000 RR		1'50.933	2.073	0.011	10	164,759	313,0
19	33 M. MELANDRI	ITA	Barni Racing Team	Ducati Panigale V4 R	IND	1'51.014	2.154	0.081	7	164,639	321,4
20	20 S. BARRIER	FRA	Brixx Performance	Ducati Panigale V4 R	IND	1'51.078	2.218	0.064	7	164,544	313,0
21	40 R. RAMOS	ESP	OUTDO Kawasaki TPR	Kawasaki ZX-10RR	IND	1'51.437	2.577	0.359	9	164,014	310,3
22	13 T. TAKAHASHI	JPN	MIE Racing Althea HONDA Team	Honda CBR1000RR-R	IND	1'52.445	3.585	1.008	10	162,543	310,3
23	63 L. GABELLINI	ITA	MIE Racing Althea HONDA Team	Honda CBR1000RR-R	IND	1'52.601	3.741	0.156	7	162,318	303,4

Qualifying Lap Time (107% of 1'48.860): **1'56.481**

AIR	Humidity:	53%	Temp:	19°C
TRACK	Condition:	Dry	Temp:	27°C

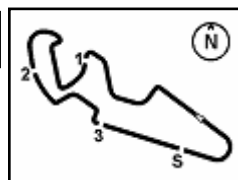
Records	Pole (SP)	2019 A.Bautista	1'49.049	167,610	Km/h
	Race (RC1)	2019 A.Bautista	1'49.755	166,530	Km/h
	All Times (SP)	2019 A.Bautista	1'49.049	167,610	Km/h

Start End The results are provisional until the end of the time limit for protests and appeals
29/08/2020 11:05 11:32 and the completion of the technical checks.

These data/results cannot be reproduced, stored and/or transmitted in whole or in part by any manner of electronic, mechanical, photocopying, recording, broadcasting or otherwise now known or herein after developed without the previous express consent by the copyright owner, except for reproduction in daily press and regular printed publications on sale to the public within 60 days of the event related to those data/results and always provided that copyright symbol appears together as follows below.

© DORNA WSBK ORGANIZATION Srl 2020





Prosecco DOC Aragon Round, 28 - 30 August 2020

Results Tissot Superpole

Session Highlights

Local Time	No. Rider	Description
11.05.00		Start
11.11.37	63 L. GABELLINI	On Asphalt - Re-Joined - Turn 1
11.13.43	63 L. GABELLINI	On Asphalt - Re-Joined - Turn 1
11.15.03	45 S. REDDING	On Asphalt - Re-Joined - Turn 1
11.15.45	13 T. TAKAHASHI	On Asphalt - Re-Joined - Turn 6
11.20.52	45 S. REDDING	On Asphalt - Re-Joined - Turn 1
11.28.20		New All Time Lap Record
11.29.45	66 T. SYKES	Crashed - Turn 8
11.32.38		End Of Session

Fastest Laps Sequence

No.	Rider	Nat	Team	Bike	Local Time	Time	Gap	Avg
50	E. LAVERTY	IRL	BMW Motorrad WorldSBK Team	BMW S1000 RR	11:08'45.316	1'50.933		164,759
76	L. BAZ	FRA	Ten Kate Racing Yamaha	Yamaha YZF R1	11:08'51.676	1'50.636	-0.297	165,201
19	A. BAUTISTA	ESP	Team HRC	Honda CBR1000RR-R	11:09'01.509	1'50.151	-0.485	165,929
45	S. REDDING	GBR	ARUBA.IT Racing - Ducati	Ducati Panigale V4 R	11:09'08.260	1'50.149	-0.002	165,932
7	C. DAVIES	GBR	ARUBA.IT Racing - Ducati	Ducati Panigale V4 R	11:11'16.976	1'50.139	-0.010	165,947
1	J. REA	GBR	Kawasaki Racing Team WorldSBK	Kawasaki ZX-10RR	11:11'18.809	1'49.913	-0.226	166,288
1	J. REA	GBR	Kawasaki Racing Team WorldSBK	Kawasaki ZX-10RR	11:13'08.660	1'49.851	-0.062	166,382
1	J. REA	GBR	Kawasaki Racing Team WorldSBK	Kawasaki ZX-10RR	11:14'58.450	1'49.790	-0.061	166,474
7	C. DAVIES	GBR	ARUBA.IT Racing - Ducati	Ducati Panigale V4 R	11:19'14.101	1'49.729	-0.061	166,567
91	L. HASLAM	GBR	Team HRC	Honda CBR1000RR-R	11:27'21.758	1'49.430	-0.299	167,022
22	A. LOWES	GBR	Kawasaki Racing Team WorldSBK	Kawasaki ZX-10RR	11:27'34.935	1'49.225	-0.205	167,335
1	J. REA	GBR	Kawasaki Racing Team WorldSBK	Kawasaki ZX-10RR	11:28'08.295	1'48.860	-0.365	167,896

Start 11:05 End 11:32 The results are provisional until the end of the time limit for protests and appeals and the completion of the technical checks.

These data/results cannot be reproduced, stored and/or transmitted in whole or in part by any manner of electronic, mechanical, photocopying, recording, broadcasting or otherwise now known or herein after developed without the previous express consent by the copyright owner, except for reproduction in daily press and regular printed publications on sale to the public within 60 days of the event related to those data/results and always provided that copyright symbol appears together as follows below.

© DORNA WSBK ORGANIZATION Srl 2020

Prosecco DOC Aragon Round, 28 - 30 August 2020

Best Sectors & Speed Tissot Superpole

MotorLand Aragon 5.077 m

BEST LAP		
1	1 J. REA	Kawasaki ZX-10RR 1'48.860
2	76 L. BAZ	Yamaha YZF R1 1'49.031
3	45 S. REDDING	Ducati Panigale V4 R 1'49.164
4	22 A. LOWES	Kawasaki ZX-10RR 1'49.225
5	21 M. RINALDI	Ducati Panigale V4 R 1'49.256
6	91 L. HASLAM	Honda CBR1000RR-R 1'49.430
7	19 A. BAUTISTA	Honda CBR1000RR-R 1'49.470
8	60 M. VAN DER MARK	Yamaha YZF R1 1'49.531
9	7 C. DAVIES	Ducati Panigale V4 R 1'49.543
10	31 G. GERLOFF	Yamaha YZF R1 1'49.627
11	54 T. RAZGATLIOGLU	Yamaha YZF R1 1'49.683
12	77 M. SCHEIB	Kawasaki ZX-10RR 1'49.707
13	12 X. FORES	Kawasaki ZX-10RR 1'50.129
14	66 T. SYKES	BMW S1000 RR 1'50.168
15	36 L. MERCADO	Ducati Panigale V4 R 1'50.300
16	64 F. CARICASULO	Yamaha YZF R1 1'50.351
17	23 C. PONSSON	Aprilia RSV4 1000 1'50.922
18	50 E. LAVERTY	BMW S1000 RR 1'50.933
19	33 M. MELANDRI	Ducati Panigale V4 R 1'51.014
20	20 S. BARRIER	Ducati Panigale V4 R 1'51.078
21	40 R. RAMOS	Kawasaki ZX-10RR 1'51.437
22	13 T. TAKAHASHI	Honda CBR1000RR-R 1'52.445
23	63 L. GABELLINI	Honda CBR1000RR-R 1'52.601

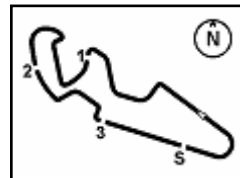
SPEED		
1	19 A. BAUTISTA	Honda CBR1000RR-R 322,4
2	33 M. MELANDRI	Ducati Panigale V4 R 321,4
3	45 S. REDDING	Ducati Panigale V4 R 321,4
4	60 M. VAN DER MARK	Yamaha YZF R1 315,8
5	91 L. HASLAM	Honda CBR1000RR-R 314,9
6	7 C. DAVIES	Ducati Panigale V4 R 314,9
7	77 M. SCHEIB	Kawasaki ZX-10RR 314,0
8	22 A. LOWES	Kawasaki ZX-10RR 314,0
9	36 L. MERCADO	Ducati Panigale V4 R 314,0
10	21 M. RINALDI	Ducati Panigale V4 R 313,0
11	50 E. LAVERTY	BMW S1000 RR 313,0
12	20 S. BARRIER	Ducati Panigale V4 R 313,0
13	1 J. REA	Kawasaki ZX-10RR 312,1
14	31 G. GERLOFF	Yamaha YZF R1 312,1
15	54 T. RAZGATLIOGLU	Yamaha YZF R1 311,2
16	66 T. SYKES	BMW S1000 RR 311,2
17	13 T. TAKAHASHI	Honda CBR1000RR-R 310,3
18	12 X. FORES	Kawasaki ZX-10RR 310,3
19	40 R. RAMOS	Kawasaki ZX-10RR 310,3
20	23 C. PONSSON	Aprilia RSV4 1000 309,5
21	64 F. CARICASULO	Yamaha YZF R1 309,5
22	76 L. BAZ	Yamaha YZF R1 306,8
23	63 L. GABELLINI	Honda CBR1000RR-R 303,4

SEG. 1			SEG. 2			SEG. 3			SEG. 4		
1	66 T. SYKES	31.066	1	1 J. REA	30.566	1	76 L. BAZ	21.047	1	22 A. LOWES	26.006
2	45 S. REDDING	31.105	2	45 S. REDDING	30.638	2	1 J. REA	21.119	2	7 C. DAVIES	26.014
3	1 J. REA	31.152	3	76 L. BAZ	30.666	3	21 M. RINALDI	21.135	3	1 J. REA	26.023
4	76 L. BAZ	31.155	4	22 A. LOWES	30.707	4	7 C. DAVIES	21.150	4	91 L. HASLAM	26.040
5	21 M. RINALDI	31.178	5	60 M. VAN DER MARK	30.748	5	22 A. LOWES	21.185	5	45 S. REDDING	26.043
6	19 A. BAUTISTA	31.197	6	7 C. DAVIES	30.748	6	60 M. VAN DER MARK	21.212	6	21 M. RINALDI	26.081
7	91 L. HASLAM	31.224	7	54 T. RAZGATLIOGLU	30.789	7	19 A. BAUTISTA	21.219	7	60 M. VAN DER MARK	26.104
8	77 M. SCHEIB	31.227	8	19 A. BAUTISTA	30.815	8	31 G. GERLOFF	21.241	8	33 M. MELANDRI	26.122
9	31 G. GERLOFF	31.269	9	31 G. GERLOFF	30.828	9	91 L. HASLAM	21.305	9	20 S. BARRIER	26.137
10	54 T. RAZGATLIOGLU	31.323	10	66 T. SYKES	30.849	10	66 T. SYKES	21.333	10	76 L. BAZ	26.163
11	22 A. LOWES	31.327	11	77 M. SCHEIB	30.858	11	64 F. CARICASULO	21.341	11	54 T. RAZGATLIOGLU	26.173
12	60 M. VAN DER MARK	31.354	12	91 L. HASLAM	30.861	12	77 M. SCHEIB	21.362	12	77 M. SCHEIB	26.223
13	12 X. FORES	31.426	13	21 M. RINALDI	30.862	13	45 S. REDDING	21.378	13	19 A. BAUTISTA	26.237
14	7 C. DAVIES	31.453	14	36 L. MERCADO	30.934	14	54 T. RAZGATLIOGLU	21.398	14	31 G. GERLOFF	26.289
15	23 C. PONSSON	31.521	15	12 X. FORES	30.964	15	36 L. MERCADO	21.399	15	64 F. CARICASULO	26.293
16	36 L. MERCADO	31.572	16	64 F. CARICASULO	31.016	16	12 X. FORES	21.402	16	36 L. MERCADO	26.330
17	64 F. CARICASULO	31.597	17	50 E. LAVERTY	31.032	17	50 E. LAVERTY	21.485	17	12 X. FORES	26.337
18	50 E. LAVERTY	31.599	18	20 S. BARRIER	31.196	18	33 M. MELANDRI	21.571	18	66 T. SYKES	26.365
19	20 S. BARRIER	31.767	19	40 R. RAMOS	31.243	19	23 C. PONSSON	21.591	19	23 C. PONSSON	26.525
20	40 R. RAMOS	31.821	20	33 M. MELANDRI	31.260	20	13 T. TAKAHASHI	21.597	20	40 R. RAMOS	26.535
21	33 M. MELANDRI	31.860	21	23 C. PONSSON	31.285	21	40 R. RAMOS	21.673	21	50 E. LAVERTY	26.570
22	13 T. TAKAHASHI	31.878	22	63 L. GABELLINI	31.658	22	20 S. BARRIER	21.710	22	13 T. TAKAHASHI	26.898
23	63 L. GABELLINI	31.954	23	13 T. TAKAHASHI	31.720	23	63 L. GABELLINI	21.738	23	63 L. GABELLINI	27.172

29/08/2020

These data/results cannot be reproduced, stored and/or transmitted in whole or in part by any manner of electronic, mechanical, photocopying, recording, broadcasting or otherwise now known or herein after developed without the previous express consent by the copyright owner, except for reproduction in daily press and regular printed publications on sale to the public within 60 days of the event related to those data/results and always provided that copyright symbol appears together as follows below.

© DORNA WSBK ORGANIZATION Srl 2020



MotorLand Aragon 5.077 m

Prosecco DOC Aragon Round, 28 - 30 August 2020

Ideal Times Tissot Superpole

No.	Rider	Nat	Bike	Seg. 1	Seg. 2	Seg. 3	Seg. 4	Ideal Time		
				Diff. 1	Diff. 2	Diff. 3	Diff. 4	Best Lap	Pos.	Diff.
1	1 J. REA	GBR	Kawasaki ZX-10RR	31.152	30.566	21.119	26.023	1'48.860	1'48.860	1
2	76 L. BAZ	FRA	Yamaha YZF R1	31.155	30.666	21.047	26.163	1'49.031	1'49.031	2
3	45 S. REDDING	GBR	Ducati Panigale V4 R	31.105	30.638	21.378	26.043	1'49.164	1'49.164	3
4	22 A. LOWES	GBR	Kawasaki ZX-10RR	31.327	30.707	21.185	26.006	1'49.225	1'49.225	4
5	21 M. RINALDI	ITA	Ducati Panigale V4 R	31.178	30.862	21.135	26.081	1'49.256	1'49.256	5
6	7 C. DAVIES	GBR	Ducati Panigale V4 R	31.453	30.748	21.150 +0.178	26.014	1'49.365	1'49.543	9 0.178
7	60 M. VAN DER MARK	NED	Yamaha YZF R1	31.354 +0.113	30.748	21.212	26.104	1'49.418	1'49.531	8 0.113
8	91 L. HASLAM	GBR	Honda CBR1000RR-R	31.224	30.861	21.305	26.040	1'49.430	1'49.430	6
9	19 A. BAUTISTA	ESP	Honda CBR1000RR-R	31.197	30.815	21.219	26.237 +0.002	1'49.468	1'49.470	7 0.002
10	66 T. SYKES	GBR	BMW S1000 RR	31.066 +0.476	30.849	21.333	26.365 +0.079	1'49.613	1'50.168	14 0.555
11	31 G. GERLOFF	USA	Yamaha YZF R1	31.269	30.828	21.241	26.289	1'49.627	1'49.627	10
12	77 M. SCHEIB	CHI	Kawasaki ZX-10RR	31.227	30.858	21.362	26.223 +0.037	1'49.670	1'49.707	12 0.037
13	54 T. RAZGATLIOGLU	TUR	Yamaha YZF R1	31.323	30.789	21.398	26.173	1'49.683	1'49.683	11
14	12 X. FORES	ESP	Kawasaki ZX-10RR	31.426	30.964	21.402	26.337	1'50.129	1'50.129	13
15	36 L. MERCADO	ARG	Ducati Panigale V4 R	31.572	30.934	21.399	26.330 +0.065	1'50.235	1'50.300	15 0.065
16	64 F. CARICASULO	ITA	Yamaha YZF R1	31.597 +0.104	31.016	21.341	26.293	1'50.247	1'50.351	16 0.104
17	50 E. LAVERTY	IRL	BMW S1000 RR	31.599 +0.125	31.032 +0.073	21.485	26.570 +0.049	1'50.686	1'50.933	18 0.247
18	20 S. BARRIER	FRA	Ducati Panigale V4 R	31.767	31.196	21.710	26.137 +0.268	1'50.810	1'51.078	20 0.268
19	33 M. MELANDRI	ITA	Ducati Panigale V4 R	31.860	31.260	21.571	26.122 +0.201	1'50.813	1'51.014	19 0.201
20	23 C. PONSSON	FRA	Aprilia RSV4 1000	31.521	31.285	21.591	26.525	1'50.922	1'50.922	17
21	40 R. RAMOS	ESP	Kawasaki ZX-10RR	31.821	31.243	21.673 +0.136	26.535 +0.029	1'51.272	1'51.437	21 0.165
22	13 T. TAKAHASHI	JPN	Honda CBR1000RR-R	31.878 +0.269	31.720 +0.083	21.597	26.898	1'52.093	1'52.445	22 0.352
23	63 L. GABELLINI	ITA	Honda CBR1000RR-R	31.954	31.658 +0.079	21.738	27.172	1'52.522	1'52.601	23 0.079
Overall Ideal Time				31.066	30.566	21.047	26.006	1'48.685		

29/08/2020

These data/results cannot be reproduced, stored and/or transmitted in whole or in part by any manner of electronic, mechanical, photocopying, recording, broadcasting or otherwise now known or herein after developed without the previous express consent by the copyright owner, except for reproduction in daily press and regular printed publications on sale to the public within 60 days of the event related to those data/results and always provided that copyright symbol appears together as follows below.

© DORNA WSBK ORGANIZATION Srl 2020

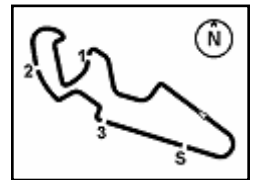
FICR PERUGIA TIMING



Official Tyre Supplier



Official Timekeeper



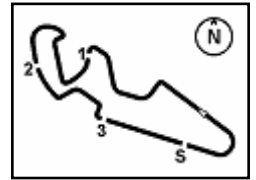
Prosecco DOC Aragon Round, 28 - 30 August 2020 Chronological Analysis Tissot Superpole

1° 1 J. REA (1'48.860)								6° 91 L. HASLAM (1'49.430)							
Lap	Seg.1	Seg.2	Seg.3	Seg.4	Lap Time	km/h	Local Time	Lap	Seg.1	Seg.2	Seg.3	Seg.4	Lap Time	km/h	Local Time
1		31.373	21.729	26.322		310,3	11:09'28.896	1		33.701	23.210	30.982		218,2	11:07'02.706
2	31.401	30.810	21.435	26.267	1'49.913	309,5	11:11'18.809	2	33.677	34.446	22.890	30.342	2'01.355	230,3	11:09'04.061
3	31.410	30.850	21.403	26.188	1'49.851	311,2	11:13'08.660	3	31.631	31.033	21.479	26.360	1'50.503	314,9	11:10'54.564
4	31.451	30.837	21.290	26.212	1'49.790	312,1	11:14'58.450	4	32.064	32.111	22.175	36.678	2'03.028P	212,6	11:12'57.592
5	33.594	32.375	22.058	32.638	2'00.665P	308,6	11:16'59.115	5	3'12.882	32.277	22.502	26.955	4'34.616P	309,5	11:17'32.208
6	7'59.286	32.229	22.511	26.294	9'20.320P	309,5	11:26'19.435	6	31.465	31.156	21.394	26.191	1'50.206	313,0	11:19'22.414
7	31.152	30.566	21.119	26.023	1'48.860	310,3	11:28'08.295	7	32.514	32.299	22.167	33.072	2'00.052P	312,1	11:21'22.466
8	35.936	32.561	26.180	39.936	2'14.613P	233,8	11:30'22.908	8	2'45.999	33.801	23.013	27.049	4'09.862P	309,5	11:25'32.328
								9	31.224	30.861	21.305	26.040	1'49.430	314,0	11:27'21.758
								10	39.786	34.913	23.451	33.426	2'11.576	140,6	11:29'33.334
								11	35.315	35.569	23.719	28.960	2'03.563	277,6	11:31'36.897
2° 76 L. BAZ (1'49.031)								7° 19 A. BAUTISTA (1'49.470)							
Lap	Seg.1	Seg.2	Seg.3	Seg.4	Lap Time	km/h	Local Time	Lap	Seg.1	Seg.2	Seg.3	Seg.4	Lap Time	km/h	Local Time
1		34.068	23.165	28.617		290,3	11:07'01.040	1		31.763	21.781	26.399		318,6	11:07'11.358
2	31.840	30.981	21.346	26.469	1'50.636	304,2	11:08'51.676	2	31.437	31.090	21.365	26.259	1'50.151	322,4	11:09'01.509
3	31.473	31.041	21.245	26.464	1'50.223	305,1	11:10'41.899	3	31.555	31.431	21.398	26.428	1'50.812	319,5	11:10'52.321
4	31.382	31.032	21.960	33.593	1'57.967P	304,2	11:12'39.866	4	31.697	31.367	21.451	26.403	1'50.918	320,5	11:12'43.239
5	12'18.948	32.025	22.584	26.424	13'39.981P	305,9	11:26'19.847	5	31.729	31.353	21.405	26.338	1'50.825	320,5	11:14'34.064
6	31.155	30.666	21.047	26.163	1'49.031	306,8	11:28'08.878	6	31.889	31.232	21.376	26.346	1'50.843	319,5	11:16'24.907
7	36.779	32.328	22.045	40.266	2'11.418P	240,5	11:30'20.296	7	31.581	31.300	21.401	26.359	1'50.641	318,6	11:18'15.548
3° 45 S. REDDING (1'49.164)								8° 60 M. VAN DER MARK (1'49.531)							
Lap	Seg.1	Seg.2	Seg.3	Seg.4	Lap Time	km/h	Local Time	Lap	Seg.1	Seg.2	Seg.3	Seg.4	Lap Time	km/h	Local Time
1		31.880	22.035	26.445		316,7	11:07'18.111	1		32.425	22.207	26.252		310,3	11:07'19.676
2	31.451	31.050	21.468	26.180	1'50.149	318,6	11:09'08.260	2	31.659	30.994	21.407	26.127	1'50.187	315,8	11:09'09.863
3	31.525	31.176	21.581	26.374	1'50.656	321,4	11:10'58.916	3	31.711	31.184	21.709	26.277	1'50.881	309,5	11:11'00.744
4	31.519	31.199	21.529	26.102	1'50.349	318,6	11:12'49.265	4	31.546	31.224	21.476	26.349	1'50.595	311,2	11:12'51.339
5	31.700	31.130	21.458	26.296	1'50.584	314,9	11:14'39.849	5	31.730	31.215	21.620	32.869	1'57.434P	302,5	11:14'48.773
6	35.839	32.526	22.343	28.669	1'59.377	296,7	11:16'39.226	6	10'12.839	32.035	22.113	26.287	11'33.274P	306,8	11:26'22.047
7	40.410	31.589	21.694	28.353	2'02.046	292,7	11:18'41.272	7	31.467	30.748	21.212	26.104	1'49.531	310,3	11:28'11.578
8	31.500	30.972	21.458	26.109	1'50.039	314,9	11:20'31.311	8	31.354	31.167	30.136	33.964	2'06.621P	305,9	11:30'18.199
9	34.123	32.092	21.914	31.450	1'59.579P	314,9	11:22'30.890								
10	3'05.056	33.050	21.767	26.242	4'26.115P	314,9	11:26'57.005								
11	31.105	30.638	21.378	26.043	1'49.164	314,0	11:28'46.169								
12	31.284	31.639	27.506	33.689	2'04.118	207,7	11:30'50.287								
4° 22 A. LOWES (1'49.225)								9° 7 C. DAVIES (1'49.543)							
Lap	Seg.1	Seg.2	Seg.3	Seg.4	Lap Time	km/h	Local Time	Lap	Seg.1	Seg.2	Seg.3	Seg.4	Lap Time	km/h	Local Time
1		32.087	22.012	26.506		307,7	11:07'16.844	1		32.895	22.860	27.086		310,3	11:07'36.174
2	31.941	31.016	21.470	26.190	1'50.617	314,0	11:09'07.461	2	31.791	31.186	21.505	26.181	1'50.663	314,0	11:09'26.837
3	31.565	31.204	21.467	26.297	1'50.533	311,2	11:10'57.994	3	31.612	31.051	21.251	26.225	1'50.139	314,0	11:11'16.976
4	31.764	31.034	21.460	26.215	1'50.473	313,0	11:12'48.467	4	33.438	33.452	22.232	32.841	2'01.963P	308,6	11:13'18.939
5	38.860	31.710	21.631	26.613	1'58.814	311,2	11:14'47.281	5	2'44.778	32.301	21.938	26.416	4'05.433P	314,0	11:17'24.372
6	31.806	31.049	21.558	26.409	1'50.822	310,3	11:16'38.103	6	31.559	30.889	21.150	26.131	1'49.729	314,9	11:19'14.101
7	43.961	32.799	22.475	33.524	2'12.759P	309,5	11:18'50.862	7	31.624	32.366	22.641	32.729	1'59.360P	313,0	11:21'13.461
8	5'32.133	33.630	22.371	26.714	6'54.848P	310,3	11:25'45.710	8	4'04.357	32.747	21.983	26.362	5'25.449P	314,9	11:26'38.910
9	31.327	30.707	21.185	26.006	1'49.225	312,1	11:27'34.935	9	31.453	30.748	21.328	26.014	1'49.543	314,0	11:28'28.453
10	34.327	32.983	22.575	32.934	2'02.819P	310,3	11:29'37.754	10	38.194	33.501	22.544	28.244	2'02.483	307,7	11:30'30.936
5° 21 M. RINALDI (1'49.256)								10° 31 G. GERLOFF (1'49.627)							
Lap	Seg.1	Seg.2	Seg.3	Seg.4	Lap Time	km/h	Local Time	Lap	Seg.1	Seg.2	Seg.3	Seg.4	Lap Time	km/h	Local Time
1		32.473	22.575	26.893		310,3	11:07'45.699	1		31.754	21.725	26.517		310,3	11:07'11.829
2	31.553	31.402	21.436	26.398	1'50.789	313,0	11:09'36.488	2	31.684	31.086	21.490	26.456	1'50.716	312,1	11:09'02.545
3	31.343	31.102	21.386	26.260	1'50.091	313,0	11:11'26.579	3	31.657	31.153	21.592	26.556	1'50.958	311,2	11:10'53.503
4	32.833	32.611	22.342	33.076	2'00.862P	313,0	11:13'27.441	4	31.579	31.169	21.396	26.426	1'50.570	311,2	11:12'44.073
5	2'41.244	36.839	23.233	26.618	4'07.934P	310,3	11:17'35.375	5	31.617	31.120	21.423	26.504	1'50.664	311,2	11:14'34.737
6	31.379	30.946	21.279	26.136	1'49.740	313,0	11:19'25.115	6	32.309	31.707	21.689	32.383	1'58.088P	308,6	11:16'32.825
7	33.185	32.215	22.212	33.689	2'01.301P	310,3	11:21'26.416	7	9'12.403	34.559	22.270	26.370	10'35.602P	308,6	11:27'08.427
8	4'23.191	33.732	22.469	26.322	5'45.714P	313,0	11:27'12.130	8	31.269	30.828	21.241	26.289	1'49.627	312,1	11:28'58.054
9	31.178	30.862	21.135	26.081	1'49.256	313,0	11:29'01.386								
10	34.245	33.081	28.216	27.961	2'03.503	306,8	11:31'04.889								

29/08/2020 P = Pits In/Out - C = Lap Time Cancelled

These data/results cannot be reproduced, stored and/or transmitted in whole or in part by any manner of electronic, mechanical, photocopying, recording, broadcasting or otherwise now known or herein after developed without the previous express consent by the copyright owner, except for reproduction in daily press and regular printed publications on sale to the public within 60 days of the event related to those data/results and always provided that copyright symbol appears together as follows below.

© DORNA WSBK ORGANIZATION Srl 2020



Prosecco DOC Aragon Round, 28 - 30 August 2020 Chronological Analysis Tissot Superpole

MotorLand Aragon 5.077 m

2 / 3

11° 54 T. RAZGATLIOGLU (1'49.683)								16° 64 F. CARICASULO (1'50.351)							
Lap	Seg.1	Seg.2	Seg.3	Seg.4	Lap Time	km/h	Local Time	Lap	Seg.1	Seg.2	Seg.3	Seg.4	Lap Time	km/h	Local Time
1		32.108	21.873	26.658		308,6	11:07'29.053	1		32.409	22.133	27.185		300,0	11:07'01.564
2	31.507	31.009	21.468	26.446	1'50.430	311,2	11:09'19.483	2	32.156	31.394	22.089	29.962	1'55.601	301,7	11:08'57.165
3	31.583	31.167	21.522	26.480	1'50.752	310,3	11:11'10.235	3	32.006	31.346	21.702	26.509	1'51.563	308,6	11:10'48.728
4	31.668	31.223	21.439	26.421	1'50.751	311,2	11:13'00.986	4	31.814	32.324	21.981	26.881	1'53.000	309,5	11:12'41.728
5	33.235	32.411	22.529	36.369	2'04.544P	206,5	11:15'05.530	5	32.152	31.496	21.646	26.486	1'51.780	306,8	11:14'33.508
6	10'37.688	35.436	22.231	26.548	12'01.903P	308,6	11:27'07.433	6	36.799	32.014	21.854	33.351	2'04.018P	305,9	11:16'37.526
7	31.323	30.789	21.398	26.173	1'49.683	310,3	11:28'57.116	7	7'35.792	33.209	22.410	26.784	8'58.195P	306,8	11:25'35.721
8	31.495	32.744	23.897	37.963	2'06.099	155,8	11:31'03.215	8	31.701	31.016	21.341	26.293	1'50.351	309,5	11:27'26.072
								9	31.597	31.218	21.370	26.968	1'51.153	307,7	11:29'17.225
								10	47.245	40.808	23.844	35.719	2'27.616P	294,3	11:31'44.841

12° 77 M. SCHEIB (1'49.707)								17° 23 C. PONSSON (1'50.922)							
Lap	Seg.1	Seg.2	Seg.3	Seg.4	Lap Time	km/h	Local Time	Lap	Seg.1	Seg.2	Seg.3	Seg.4	Lap Time	km/h	Local Time
1		31.920	22.021	26.511		309,5	11:07'03.514	1		34.273	23.299	28.453		292,7	11:07'01.132
2	31.803	31.193	21.695	26.368	1'51.059	314,0	11:08'54.573	2	32.099	31.661	22.084	26.711	1'52.555	309,5	11:08'53.687
3	32.379	31.795	22.053	28.342	1'54.569	302,5	11:10'49.142	3	32.034	31.805	21.943	26.770	1'52.552	306,8	11:10'46.239
4	31.620	31.365	21.640	26.223	1'50.848	309,5	11:12'39.990	4	32.162	31.793	22.038	26.716	1'52.709	305,1	11:12'38.948
5	36.951	51.121	21.930	32.770	2'22.772P	303,4	11:15'02.762	5	39.741	34.701	23.616	28.097	2'06.155	278,4	11:14'45.103
6	9'53.718	34.525	22.762	26.463	11'17.468P	309,5	11:26'20.230	6	34.964	32.290	23.474	26.761	1'57.489	309,5	11:16'42.592
7	31.227	30.858	21.362	26.260	1'49.707	308,6	11:28'09.937	7	32.101	31.729	21.855	32.544	1'58.229P	306,8	11:18'40.821
8	36.280	32.461	22.185	41.096	2'12.022P	227,4	11:30'21.959	8	6'38.965	32.802	22.098	26.768	8'00.633P	306,8	11:26'41.454
								9	31.521	31.285	21.591	26.525	1'50.922	305,9	11:28'32.376
								10	31.866	34.908	26.256	27.918	2'00.948	300,8	11:30'33.324

13° 12 X. FORES (1'50.129)								18° 50 E. LAVERTY (1'50.933)							
Lap	Seg.1	Seg.2	Seg.3	Seg.4	Lap Time	km/h	Local Time	Lap	Seg.1	Seg.2	Seg.3	Seg.4	Lap Time	km/h	Local Time
1		35.386	23.370	27.496		301,7	11:07'29.244	1		32.969	22.188	27.060		311,2	11:06'54.383
2	31.746	31.284	21.615	26.509	1'51.154	309,5	11:09'20.398	2	31.724	31.105	21.485	26.619	1'50.933	313,0	11:08'45.316
3	31.628	31.276	21.553	26.451	1'50.908	308,6	11:11'11.306	3	31.672	31.184	21.531	26.761	1'51.148	312,1	11:10'36.464
4	31.876	31.546	21.846	33.289	1'58.557P	306,8	11:13'09.863	4	34.665	32.056	21.827	33.592	2'02.140P	310,3	11:12'38.604
5	3'36.215	31.843	21.805	26.472	4'56.335P	307,7	11:18'06.198	5	2'08.490	32.994	22.258	27.149	3'30.891P	311,2	11:16'09.495
6	31.757	31.348	21.619	26.466	1'51.190	305,9	11:19'57.388	6	31.843	31.267	21.604	26.803	1'51.517	313,0	11:18'01.012
7	31.858	31.382	21.600	32.689	1'57.529P	307,7	11:21'54.917	7	31.688	31.286	21.485	26.570	1'51.029	311,2	11:19'52.041
8	3'07.599	31.904	21.753	26.600	4'27.856P	310,3	11:26'22.773	8	33.829	32.308	22.002	33.474	2'01.613P	312,1	11:21'53.654
9	31.426	30.964	21.402	26.337	1'50.129	309,5	11:28'12.902	9	3'45.859	32.788	22.574	27.438	5'08.659P	304,2	11:27'02.313
10	31.676	31.649	26.021	27.688	1'57.034	300,8	11:30'09.936	10	31.599	31.032	22.110	26.747	1'51.488	312,1	11:28'53.801
								11	36.024	35.621	23.026	27.879	2'02.550	305,9	11:30'56.351

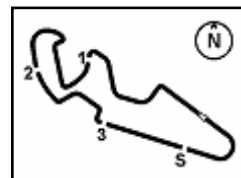
14° 66 T. SYKES (1'50.168)								19° 33 M. MELANDRI (1'51.014)							
Lap	Seg.1	Seg.2	Seg.3	Seg.4	Lap Time	km/h	Local Time	Lap	Seg.1	Seg.2	Seg.3	Seg.4	Lap Time	km/h	Local Time
1		32.008	22.757	26.781		307,7	11:07'41.435	1		32.627	22.128	26.578		314,0	11:07'18.028
2	31.674	30.960	21.411	26.478	1'50.523	309,5	11:09'31.958	2	31.927	31.391	21.717	26.122	1'51.157	321,4	11:09'09.185
3	31.542	30.849	21.333	26.444	1'50.168	307,7	11:11'22.126	3	33.621	32.905	22.556	26.457	1'55.539	317,6	11:11'04.724
4	32.275	31.757	22.272	32.681	1'58.985P	311,2	11:13'21.111	4	31.860	31.260	21.571	26.323	1'51.014	317,6	11:12'55.738
5	3'43.597	31.401	21.990	26.642	5'03.630P	307,7	11:18'24.741	5	33.382	32.538	22.145	32.900	2'00.965P	315,8	11:14'56.703
6	31.627	31.010	21.557	26.365	1'50.559	307,7	11:20'15.300	6	10'04.425	32.884	22.312	26.745	11'26.366P	319,5	11:26'23.069
7	32.398	31.525	21.940	32.860	1'58.723P	308,6	11:22'14.023	7	32.071	31.554	21.708	26.285	1'51.618	318,6	11:28'14.687
8	5'05.861	32.037	21.722	26.443	6'26.063P	305,1	11:28'40.086	8	41.314	33.835	25.256	34.359	2'14.764P	310,3	11:30'29.451

15° 36 L. MERCADO (1'50.300)								20° 20 S. BARRIER (1'51.078)								
Lap	Seg.1	Seg.2	Seg.3	Seg.4	Lap Time	km/h	Local Time	Lap	Seg.1	Seg.2	Seg.3	Seg.4	Lap Time	km/h	Local Time	
1		31.939	22.003	26.550		311,2	11:07'18.478	1		32.415	22.349	27.065		307,7	11:07'02.083	
2	31.872	31.207	21.700	26.330	1'51.109	314,0	11:09'09.587	2	32.095	31.582	21.972	26.683	1'52.332	313,0	11:08'54.415	
3	31.748	31.315	21.923	26.352	1'51.338	313,0	11:11'00.925	3	32.370	31.409	22.128	26.542	1'52.449	310,3	11:10'46.864	
4	31.997	31.437	21.770	26.496	1'51.700	309,5	11:12'52.625	4	32.103	31.555	22.040	26.477	1'52.175	313,0	11:12'39.039	
5	32.086	31.508	21.819	26.609	1'52.022	306,8	11:14'44.647	5	34.217	36.867	24.569	43.780	2'19.433P	161,2	11:14'58.472	
6	36.321	32.137	21.844	33.428	2'03.730P	308,6	11:16'48.377	6	10'37.794	32.987	21.880	26.137	11'58.798P	313,0	11:26'57.270	
7	2'41.476	31.696	21.973	26.508	4'01.653P	306,8	11:20'50.030	7	31.767	31.196	21.710	26.405	1'51.078	308,6	11:28'48.348	
8	32.204	31.262	21.669	32.080	1'57.215P	307,7	11:22'47.245	8	32.145	41.430	25.068	51.435	2'30.078	210,1	11:31'18.426	
9	2'30.777	32.644	22.056	26.360	3'51.837P	312,1	11:26'39.082									
10	31.572	30.934	21.399	26.395	1'50.300	306,8	11:28'29.382									
11	31.597	31.143	21.690	30.042	1'54.472	282,7	11:30'23.854									

29/08/2020 P = Pits In/Out - C = Lap Time Cancelled

These data/results cannot be reproduced, stored and/or transmitted in whole or in part by any manner of electronic, mechanical, photocopying, recording, broadcasting or otherwise now known or herein after developed without the previous express consent by the copyright owner, except for reproduction in daily press and regular printed publications on sale to the public within 60 days of the event related to those data/results and always provided that copyright symbol appears together as follows below.

© DORNA WSBK ORGANIZATION Srl 2020



Prosecco DOC Aragon Round, 28 - 30 August 2020 Chronological Analysis Tissot Superpole

21° 40 R. RAMOS (1'51.437)							
Lap	Seg.1	Seg.2	Seg.3	Seg.4	Lap Time	km/h	Local Time
1		32.787	22.483	26.759		306,8	11:06'54.541
2	32.078	31.523	21.850	26.535	1'51.986	306,8	11:08'46.527
3	32.253	31.609	21.717	26.622	1'52.201	305,1	11:10'38.728
4	33.502	31.785	22.042	34.547	2'01.876P	288,0	11:12'40.604
5	4'07.870	31.728	21.829	26.626	5'28.053P	303,4	11:18'08.657
6	31.978	31.470	21.714	26.696	1'51.858	302,5	11:20'00.515
7	33.158	32.169	21.776	33.047	2'00.150P	303,4	11:22'00.665
8	3'36.895	34.945	22.747	27.160	5'01.747P	300,0	11:27'02.412
9	31.821	31.243	21.809	26.564	1'51.437	310,3	11:28'53.849
10	31.868	31.617	21.673	27.018	1'52.176	303,4	11:30'46.025

22° 13 T. TAKAHASHI (1'52.445)							
Lap	Seg.1	Seg.2	Seg.3	Seg.4	Lap Time	km/h	Local Time
1		33.248	22.611	27.510		303,4	11:07'09.014
2	33.719	34.492	22.109	26.929	1'57.249	306,8	11:09'06.263
3	32.314	31.720	22.021	26.927	1'52.982	308,6	11:10'59.245
4	32.161	32.166	26.400	34.917	2'05.644P	309,5	11:13'04.889
5	2'16.174	34.983	22.684	27.095	3'40.936P	305,9	11:16'45.825
6	32.147	31.803	21.597	26.898	1'52.445	310,3	11:18'38.270
7	31.878	31.895	22.265	35.023	2'01.061P	295,1	11:20'39.331
8	3'56.099	31.935	21.835	26.921	5'16.790P	308,6	11:25'56.121
9	32.067	31.809	21.708	26.915	1'52.499	307,7	11:27'48.620
10	35.432	31.975	21.928	26.975	1'56.310	304,2	11:29'44.930
11	36.673	33.066	22.555	27.434	1'59.728	301,7	11:31'44.658

23° 63 L. GABELLINI (1'52.601)							
Lap	Seg.1	Seg.2	Seg.3	Seg.4	Lap Time	km/h	Local Time
1		32.605	21.997	27.206		303,4	11:07'20.274
2	32.151	31.658	22.184	27.379	1'53.372	302,5	11:09'13.646
3	32.708	32.069	22.083	27.557	1'54.417	298,3	11:11'08.063
4	36.281	31.895	22.208	27.480	1'57.864	301,7	11:13'05.927
5	36.296	34.428	23.076	35.698	2'09.498P	287,2	11:15'15.425
6	10'22.726	35.056	22.574	27.369	11'47.725P	301,7	11:27'03.150
7	31.954	31.737	21.738	27.172	1'52.601	302,5	11:28'55.751
8	32.911	32.487	22.788	35.253	2'03.439P	299,2	11:30'59.190

29/08/2020 P = Pits In/Out - C = Lap Time Cancelled

These data/results cannot be reproduced, stored and/or transmitted in whole or in part by any manner of electronic, mechanical, photocopying, recording, broadcasting or otherwise now known or herein after developed without the previous express consent by the copyright owner, except for reproduction in daily press and regular printed publications on sale to the public within 60 days of the event related to those data/results and always provided that copyright symbol appears together as follows below.

© DORNA WSBK ORGANIZATION Srl 2020



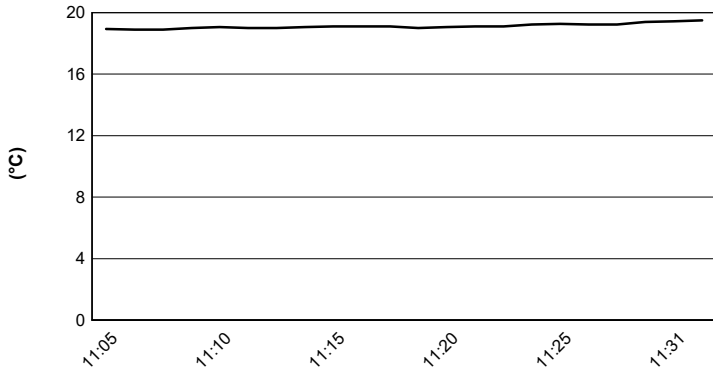
Prosecco DOC Aragon Round, 28 - 30 August 2020

Weather Report Tissot Superpole

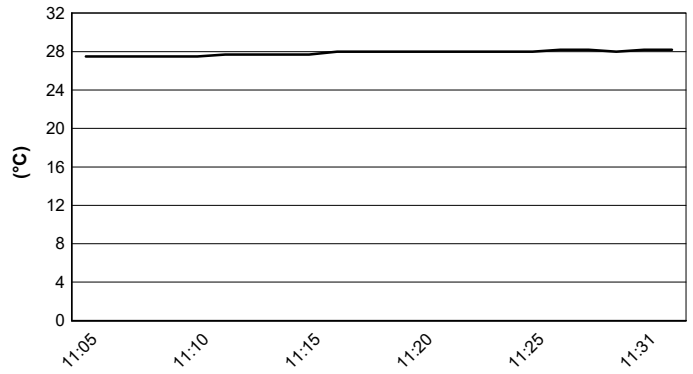
Session started 11:05 - Session ended 11:32

MotorLand Aragon 5.077 m


Air Temperature



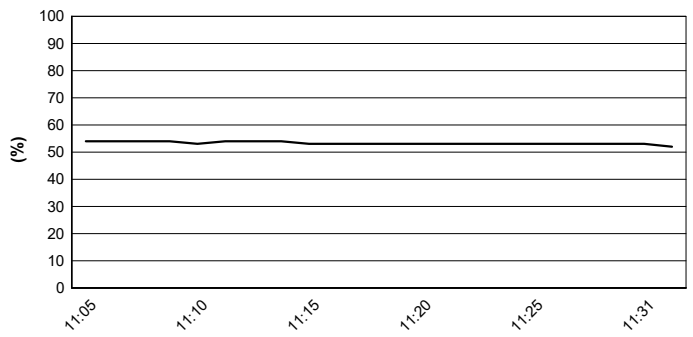
Track Temperature



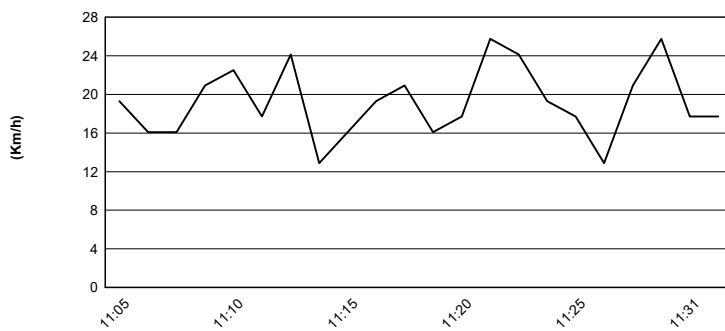
Air Pressure



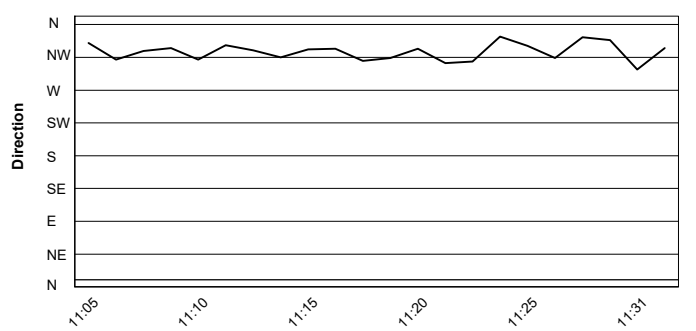
Humidity



Wind Speed



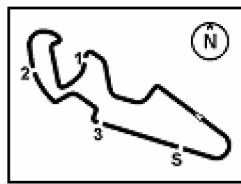
Wind Direction



29/08/2020

These data/results cannot be reproduced, stored and/or transmitted in whole or in part by any manner of electronic, mechanical, photocopying, recording, broadcasting or otherwise now known or herein after developed without the previous express consent by the copyright owner, except for reproduction in daily press and regular printed publications on sale to the public within 60 days of the event related to those data/results and always provided that copyright symbol appears together as follows below.

© DORNA WSBK ORGANIZATION Srl 2020



MotorLand Aragon 5.077 m

Prosecco DOC Aragon Round, 28 - 30 August 2020

Tissot Superpole Ranking

	2017	2018	2019	2020
01 Phillip Island Grand Prix Circuit	Rea (Gbr) Kaw 1'29.573 (178,6 Km/h)	Sykes (Gbr) Kaw 1'30.099 (177,6 Km/h)	Rea (Gbr) Kaw 1'29.413 (179,0 Km/h)	Sykes (Gbr) Bmw 1'29.230 (179,3 Km/h)
02 Circuito de Jerez Ángel Nieto	Melandri (Ita) Duc 1'38.960 (160,9 Km/h)		Rea (Gbr) Kaw 1'38.247 (162,1 Km/h)	Redding (Gbr) Duc 1'38.736 (161,3 Km/h)
03 Autódromo Internacional do Algarve	Rea (Gbr) Kaw 1'41.430 (163,0 Km/h)	Lavery (Irl) Apr 1'40.705 (164,2 Km/h)	Rea (Gbr) Kaw 1'40.372 (164,7 Km/h)	Rea (Gbr) Kaw 1'40.676 (164,2 Km/h)
04 Motorland Aragón	Davies (Gbr) Duc 1'49.319 (167,2 Km/h)	Melandri (Ita) Duc 1'49.543 (166,8 Km/h)	Bautista (Esp) Duc 1'49.049 (167,6 Km/h)	Rea (Gbr) Kaw 1'48.860 (167,9 Km/h)
05 Motorland Aragón				
06 Circuit de Barcelona - Catalunya				
07 Circuit de Nevers Magny-Cours	Rea (Gbr) Kaw 1'56.555 (130,5 Km/h)	Sykes (Gbr) Kaw 1'35.696 (158,9 Km/h)	Rea (Gbr) Kaw 1'53.955 (133,5 Km/h)	
08 Circuito do Estoril				

2020

- 2 J. Rea
- 1 S. Redding
- 1 T. Sykes

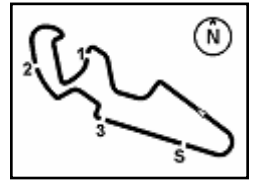
ALL TIMES

- | | | | |
|----------------|----------------|------------------|-------------------|
| 50 T. Sykes | 6 J. Kocinski | 2 A. Gobert | 1 T. Kipp |
| 43 T. Corser | 5 M. Biaggi | 2 M. Lucchinelli | 1 L. Lanzi |
| 26 T. Bayliss | 5 D. Giugliano | 2 B. Monti | 1 A. Lowes |
| 25 J. Rea | 4 A. Bautista | 2 Y. Nagai | 1 M. Mladin |
| 21 C. Fogarty | 4 S. Guintoli | 2 M. Neukirchner | 1 F. Nieto |
| 17 D. Polen | 4 M. Melandri | 2 D. Tardozzi | 1 S. Redding |
| 16 N. Hodgson | 4 F. Merkel | 2 A. Yanagawa | 1 J. Reynolds |
| 15 C. Edwards | 4 J. Toseland | 1 A. Badovini | 1 M. Tamada |
| 11 B. Spies | 3 L. Haslam | 1 R. Burnett | 1 M. van der Mark |
| 10 C. Checa | 3 Y. Kagayama | 1 D. Chandler | 1 A. Vieira |
| 10 P. Chili | 3 E. Lavery | 1 S. Crafar | 1 R. Xaus |
| 9 R. Roche | 3 S. Martin | 1 M. Doohan | |
| 8 G. Falappa | 3 S. Mertens | 1 M. Dowson | |
| 8 S. Russell | 3 R. Phillis | 1 M. Fabrizio | |
| 8 A. Slight | 3 J. Smrz | 1 P. Goddard | |
| 7 C. Davies | 3 C. Vermeulen | 1 T. Hill | |
| 7 N. Haga | 2 L. Baz | 1 S. Hislop | |
| 7 R. Laconi | 2 B. Bostrom | 1 J. Hopkins | |
| 6 C. Crutchlow | 2 M. Campbell | 1 I. Jaitovich | |

29/08/2020

These data/results cannot be reproduced, stored and/or transmitted in whole or in part by any manner of electronic, mechanical, photocopying, recording, broadcasting or otherwise now known or herein after developed without the previous express consent by the copyright owner, except for reproduction in daily press and regular printed publications on sale to the public within 60 days of the event related to those data/results and always provided that copyright symbol appears together as follows below.

© DORNA WSBK ORGANIZATION Srl 2020



MotorLand Aragon 5.077 m

Prosecco DOC Aragon Round, 28 - 30 August 2020

Starting Grid - Race 1

18 Laps x 5,077 km = 91,386 km

Pos	Number	Name	Team	Time	Flag
1	1	REA J.	Kawasaki	1'48.860	1
2	22	LOWES A.	Kawasaki	1'49.225	2
3	19	BAUTISTA A.	Honda	1'49.470	3
4	31	GERLOFF G.	Yamaha	1'49.627	4
5	12	FORES X.	Kawasaki	1'50.129	5
6	64	CARICASULO F.	Yamaha	1'50.351	6
7	33	MELANDRI M.	Ducati	1'51.014	7
8	13	TAKAHASHI T.	Honda	1'52.445	8
9	76	BAZ L.	Yamaha	1'49.031	
10	45	REDDING S.	Ducati	1'49.164	
11	21	RINALDI M.	Ducati	1'49.256	
12	60	VAN DER MARK M.	Yamaha	1'49.531	
13	7	DAVIES C.	Ducati	1'49.543	
14	54	RAZGATLIOGLU T.	Yamaha	1'49.683	
15	36	MERCADO L.	Ducati	1'50.300	
16	66	SYKES T.	BMW	1'50.168	
17	23	PONSSON C.	Aprilia	1'50.922	
18	50	LAVERTY E.	BMW	1'50.933	
19	40	RAMOS R.	Kawasaki	1'51.437	
20	20	BARRIER S.	Ducati	1'51.078	
21	63	GABELLINI L.	Honda	1'52.601	
22	91	HASLAM L.	Honda	1'49.430	

29/08/2020 The Race Director

These data/results cannot be reproduced, stored and/or transmitted in whole or in part by any manner of electronic, mechanical, photocopying, recording, broadcasting or otherwise now known or herein after developed without the previous express consent by the copyright owner, except for reproduction in daily press and regular printed publications on sale to the public within 60 days of the event related to those data/results and always provided that copyright symbol appears together as follows below.

© DORNA WSBK ORGANIZATION Srl 2020

FICR PERUGIA TIMING



Official Tyre Supplier



Official Timekeeper