

Prosecco DOC Aragon Round, 28 - 30 August 2020

Results Warm Up

MotorLand Aragon 5.077 m

1 / 2

No.	Rider	Nat	Team	Bike	Class	Time	Gap	Rel.	Laps	Speed	
										Avg	Max
1	1 J. REA	GBR	Kawasaki Racing Team WorldSBK	Kawasaki ZX-10RR		1'50.142			7	165,942	314,9
2	45 S. REDDING	GBR	ARUBA.IT Racing - Ducati	Ducati Panigale V4 R		1'50.396	0.254	0.254	7	165,560	321,4
3	54 T. RAZGATLIOGLU	TUR	PATA YAMAHA WorldSBK Official Team	Yamaha YZF R1		1'50.495	0.353	0.099	7	165,412	316,7
4	60 M. VAN DER MARK	NED	PATA YAMAHA WorldSBK Official Team	Yamaha YZF R1		1'50.570	0.428	0.075	6	165,300	316,7
5	76 L. BAZ	FRA	Ten Kate Racing Yamaha	Yamaha YZF R1	IND	1'50.630	0.488	0.060	7	165,210	313,0
6	91 L. HASLAM	GBR	Team HRC	Honda CBR1000RR-R		1'50.647	0.505	0.017	7	165,185	322,4
7	66 T. SYKES	GBR	BMW Motorrad WorldSBK Team	BMW S1000 RR		1'50.666	0.524	0.019	7	165,156	314,9
8	7 C. DAVIES	GBR	ARUBA.IT Racing - Ducati	Ducati Panigale V4 R		1'50.740	0.598	0.074	7	165,046	322,4
9	21 M. RINALDI	ITA	Team GOELEVELN	Ducati Panigale V4 R	IND	1'50.766	0.624	0.026	7	165,007	316,7
10	22 A. LOWES	GBR	Kawasaki Racing Team WorldSBK	Kawasaki ZX-10RR		1'50.860	0.718	0.094	7	164,867	317,6
11	64 F. CARICASULO	ITA	GRT Yamaha WorldSBK Junior Team	Yamaha YZF R1	IND	1'51.226	1.084	0.366	7	164,325	316,7
12	19 A. BAUTISTA	ESP	Team HRC	Honda CBR1000RR-R		1'51.238	1.096	0.012	7	164,307	322,4
13	77 M. SCHEIB	CHI	ORELAC Racing VERDNATURA	Kawasaki ZX-10RR	IND	1'51.380	1.238	0.142	7	164,098	314,9
14	33 M. MELANDRI	ITA	Barni Racing Team	Ducati Panigale V4 R	IND	1'51.386	1.244	0.006	7	164,089	322,4
15	12 X. FORES	ESP	Kawasaki Puccetti Racing	Kawasaki ZX-10RR	IND	1'51.572	1.430	0.186	7	163,815	314,0
16	36 L. MERCADO	ARG	Motocorsa Racing	Ducati Panigale V4 R	IND	1'51.670	1.528	0.098	7	163,672	314,0
17	31 G. GERLOFF	USA	GRT Yamaha WorldSBK Junior Team	Yamaha YZF R1	IND	1'51.695	1.553	0.025	7	163,635	317,6
18	50 E. LAVERTY	IRL	BMW Motorrad WorldSBK Team	BMW S1000 RR		1'51.873	1.731	0.178	6	163,375	318,6
19	20 S. BARRIER	FRA	Brixx Performance	Ducati Panigale V4 R	IND	1'52.195	2.053	0.322	7	162,906	316,7
20	40 R. RAMOS	ESP	OUTDO Kawasaki TPR	Kawasaki ZX-10RR	IND	1'52.287	2.145	0.092	7	162,772	313,0
21	13 T. TAKAHASHI	JPN	MIE Racing Althea HONDA Team	Honda CBR1000RR-R	IND	1'52.804	2.662	0.517	7	162,026	311,2
22	23 C. PONSSON	FRA	Nuova M2 Racing	Aprilia RSV4 1000	IND	1'53.707	3.565	0.903	5	160,739	308,6
23	63 L. GABELLINI	ITA	MIE Racing Althea HONDA Team	Honda CBR1000RR-R	IND	1'53.761	3.619	0.054	7	160,663	302,5

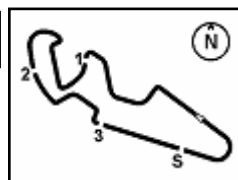
AIR	Humidity:	58%	Temp:	15°C
TRACK	Condition:	Dry	Temp:	19°C

Records	Pole (SP)	2020 J.Rea	1'48.860	167,900	Km/h
	Race (RC1)	2019 A.Bautista	1'49.755	166,530	Km/h
	All Times (SP)	2020 J.Rea	1'48.860	167,900	Km/h

Start 30/08/2020 09:00 End 09:16 The results are provisional until the end of the time limit for protests and appeals and the completion of the technical checks.

These data/results cannot be reproduced, stored and/or transmitted in whole or in part by any manner of electronic, mechanical, photocopying, recording, broadcasting or otherwise now known or herein after developed without the previous express consent by the copyright owner, except for reproduction in daily press and regular printed publications on sale to the public within 60 days of the event related to those data/results and always provided that copyright symbol appears together as follows below.

© DORNA WSBK ORGANIZATION Srl 2020



Prosecco DOC Aragon Round, 28 - 30 August 2020

Results Warm Up

Session Highlights

Local Time	No. Rider	Description
09.00.00		Start
09.04.42	36 L. MERCADO	On Asphalt - Re-Joined - Turn 3
09.08.28	36 L. MERCADO	On Asphalt - Re-Joined - Turn 1
09.08.40	77 M. SCHEIB	On Asphalt - Re-Joined - Turn 5
09.09.59	22 A. LOWES	On Asphalt - Re-Joined - Turn 14
09.11.26	23 C. PONSSON	On Asphalt - Re-Joined - Turn 1
09.12.01	40 R. RAMOS	On Asphalt - Re-Joined - Turn 1
09.12.01	77 M. SCHEIB	On Asphalt - Re-Joined - Turn 1
09.12.31	12 X. FORES	On Asphalt - Re-Joined - Turn 1
09.16.38		End Of Session

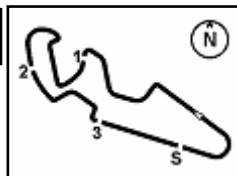
Fastest Laps Sequence

No.	Rider	Nat	Team	Bike	Local Time	Time	Gap	Avg
50	E. LAVERTY	IRL	BMW Motorrad WorldSBK Team	BMW S1000 RR	09:03'48.648	1'52.225		162,862
64	F. CARICASULO	ITA	GRT Yamaha WorldSBK Junior Team	Yamaha YZF R1	09:03'53.328	1'52.123	-0.102	163,010
60	M. VAN DER MARK	NED	PATA YAMAHA WorldSBK Official Team	Yamaha YZF R1	09:03'54.062	1'51.449	-0.674	163,996
1	J. REA	GBR	Kawasaki Racing Team WorldSBK	Kawasaki ZX-10RR	09:04'16.015	1'50.450	-0.999	165,479
1	J. REA	GBR	Kawasaki Racing Team WorldSBK	Kawasaki ZX-10RR	09:09'47.470	1'50.350	-0.100	165,629
1	J. REA	GBR	Kawasaki Racing Team WorldSBK	Kawasaki ZX-10RR	09:11'37.612	1'50.142	-0.208	165,942

Start 09:00 End 09:16 The results are provisional until the end of the time limit for protests and appeals and the completion of the technical checks.

These data/results cannot be reproduced, stored and/or transmitted in whole or in part by any manner of electronic, mechanical, photocopying, recording, broadcasting or otherwise now known or herein after developed without the previous express consent by the copyright owner, except for reproduction in daily press and regular printed publications on sale to the public within 60 days of the event related to those data/results and always provided that copyright symbol appears together as follows below.

© DORNA WSBK ORGANIZATION Srl 2020



Prosecco DOC Aragon Round, 28 - 30 August 2020 Best Sectors & Speed Warm Up

BEST LAP		
1	1 J. REA	Kawasaki ZX-10RR 1'50.142
2	45 S. REDDING	Ducati Panigale V4 R 1'50.396
3	54 T. RAZGATLIOGLU	Yamaha YZF R1 1'50.495
4	60 M. VAN DER MARK	Yamaha YZF R1 1'50.570
5	76 L. BAZ	Yamaha YZF R1 1'50.630
6	91 L. HASLAM	Honda CBR1000RR-R 1'50.647
7	66 T. SYKES	BMW S1000 RR 1'50.666
8	7 C. DAVIES	Ducati Panigale V4 R 1'50.740
9	21 M. RINALDI	Ducati Panigale V4 R 1'50.766
10	22 A. LOWES	Kawasaki ZX-10RR 1'50.860
11	64 F. CARICASULO	Yamaha YZF R1 1'51.226
12	19 A. BAUTISTA	Honda CBR1000RR-R 1'51.238
13	77 M. SCHEIB	Kawasaki ZX-10RR 1'51.380
14	33 M. MELANDRI	Ducati Panigale V4 R 1'51.386
15	12 X. FORES	Kawasaki ZX-10RR 1'51.572
16	36 L. MERCADO	Ducati Panigale V4 R 1'51.670
17	31 G. GERLOFF	Yamaha YZF R1 1'51.695
18	50 E. LAVERTY	BMW S1000 RR 1'51.873
19	20 S. BARRIER	Ducati Panigale V4 R 1'52.195
20	40 R. RAMOS	Kawasaki ZX-10RR 1'52.287
21	13 T. TAKAHASHI	Honda CBR1000RR-R 1'52.804
22	23 C. PONSSON	Aprilia RSV4 1000 1'53.707
23	63 L. GABELLINI	Honda CBR1000RR-R 1'53.761

SPEED		
1	33 M. MELANDRI	Ducati Panigale V4 R 322,4
2	91 L. HASLAM	Honda CBR1000RR-R 322,4
3	7 C. DAVIES	Ducati Panigale V4 R 322,4
4	19 A. BAUTISTA	Honda CBR1000RR-R 322,4
5	45 S. REDDING	Ducati Panigale V4 R 321,4
6	50 E. LAVERTY	BMW S1000 RR 318,6
7	31 G. GERLOFF	Yamaha YZF R1 317,6
8	22 A. LOWES	Kawasaki ZX-10RR 317,6
9	21 M. RINALDI	Ducati Panigale V4 R 316,7
10	60 M. VAN DER MARK	Yamaha YZF R1 316,7
11	54 T. RAZGATLIOGLU	Yamaha YZF R1 316,7
12	20 S. BARRIER	Ducati Panigale V4 R 316,7
13	64 F. CARICASULO	Yamaha YZF R1 316,7
14	1 J. REA	Kawasaki ZX-10RR 314,9
15	66 T. SYKES	BMW S1000 RR 314,9
16	77 M. SCHEIB	Kawasaki ZX-10RR 314,9
17	36 L. MERCADO	Ducati Panigale V4 R 314,0
18	12 X. FORES	Kawasaki ZX-10RR 314,0
19	76 L. BAZ	Yamaha YZF R1 313,0
20	40 R. RAMOS	Kawasaki ZX-10RR 313,0
21	13 T. TAKAHASHI	Honda CBR1000RR-R 311,2
22	23 C. PONSSON	Aprilia RSV4 1000 308,6
23	63 L. GABELLINI	Honda CBR1000RR-R 302,5

SEG. 1		
1	76 L. BAZ	31.433
2	1 J. REA	31.495
3	21 M. RINALDI	31.521
4	66 T. SYKES	31.583
5	19 A. BAUTISTA	31.591
6	60 M. VAN DER MARK	31.633
7	54 T. RAZGATLIOGLU	31.645
8	45 S. REDDING	31.674
9	91 L. HASLAM	31.688
10	22 A. LOWES	31.756
11	33 M. MELANDRI	31.793
12	31 G. GERLOFF	31.831
13	7 C. DAVIES	31.833
14	64 F. CARICASULO	31.861
15	77 M. SCHEIB	31.902
16	12 X. FORES	31.996
17	50 E. LAVERTY	32.068
18	36 L. MERCADO	32.084
19	40 R. RAMOS	32.186
20	13 T. TAKAHASHI	32.223
21	20 S. BARRIER	32.269
22	23 C. PONSSON	32.344
23	63 L. GABELLINI	32.591

SEG. 2		
1	1 J. REA	30.935
2	60 M. VAN DER MARK	30.960
3	66 T. SYKES	31.001
4	54 T. RAZGATLIOGLU	31.064
5	76 L. BAZ	31.072
6	45 S. REDDING	31.104
7	64 F. CARICASULO	31.116
8	22 A. LOWES	31.160
9	21 M. RINALDI	31.181
10	7 C. DAVIES	31.190
11	91 L. HASLAM	31.198
12	36 L. MERCADO	31.290
13	77 M. SCHEIB	31.300
14	19 A. BAUTISTA	31.302
15	50 E. LAVERTY	31.338
16	33 M. MELANDRI	31.366
17	12 X. FORES	31.411
18	20 S. BARRIER	31.450
19	31 G. GERLOFF	31.455
20	40 R. RAMOS	31.590
21	13 T. TAKAHASHI	31.772
22	23 C. PONSSON	31.923
23	63 L. GABELLINI	31.966

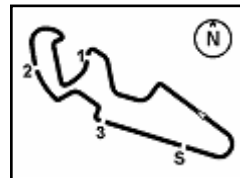
SEG. 3		
1	91 L. HASLAM	21.338
2	66 T. SYKES	21.376
3	45 S. REDDING	21.380
4	1 J. REA	21.385
5	7 C. DAVIES	21.429
6	54 T. RAZGATLIOGLU	21.433
7	76 L. BAZ	21.438
8	22 A. LOWES	21.486
9	19 A. BAUTISTA	21.490
10	60 M. VAN DER MARK	21.539
11	21 M. RINALDI	21.556
12	64 F. CARICASULO	21.594
13	31 G. GERLOFF	21.597
14	77 M. SCHEIB	21.610
15	36 L. MERCADO	21.627
16	33 M. MELANDRI	21.641
17	12 X. FORES	21.691
18	50 E. LAVERTY	21.741
19	13 T. TAKAHASHI	21.805
20	40 R. RAMOS	21.812
21	63 L. GABELLINI	21.844
22	20 S. BARRIER	21.910
23	23 C. PONSSON	22.351

SEG. 4		
1	45 S. REDDING	26.084
2	7 C. DAVIES	26.151
3	54 T. RAZGATLIOGLU	26.177
4	60 M. VAN DER MARK	26.196
5	1 J. REA	26.205
6	33 M. MELANDRI	26.247
7	64 F. CARICASULO	26.281
8	21 M. RINALDI	26.301
9	91 L. HASLAM	26.315
10	77 M. SCHEIB	26.386
11	66 T. SYKES	26.387
12	19 A. BAUTISTA	26.395
13	12 X. FORES	26.421
14	22 A. LOWES	26.427
15	76 L. BAZ	26.445
16	20 S. BARRIER	26.455
17	31 G. GERLOFF	26.560
18	36 L. MERCADO	26.587
19	40 R. RAMOS	26.604
20	50 E. LAVERTY	26.636
21	23 C. PONSSON	26.899
22	13 T. TAKAHASHI	26.915
23	63 L. GABELLINI	27.228

30/08/2020

These data/results cannot be reproduced, stored and/or transmitted in whole or in part by any manner of electronic, mechanical, photocopying, recording, broadcasting or otherwise now known or herein after developed without the previous express consent by the copyright owner, except for reproduction in daily press and regular printed publications on sale to the public within 60 days of the event related to those data/results and always provided that copyright symbol appears together as follows below.

© DORNA WSBK ORGANIZATION Srl 2020



MotorLand Aragon 5.077 m

Prosecco DOC Aragon Round, 28 - 30 August 2020

Ideal Times Warm Up

No.	Rider	Nat	Bike	Seg. 1	Seg. 2	Seg. 3	Seg. 4	Ideal Time		
				Diff. 1	Diff. 2	Diff. 3	Diff. 4	Best Lap	Pos.	Diff.
1	1 J. REA	GBR	Kawasaki ZX-10RR	31.495 +0.080	30.935	21.385 +0.042	26.205	1'50.020 1'50.142	1	0.122
2	45 S. REDDING	GBR	Ducati Panigale V4 R	31.674 +0.025	31.104	21.380 +0.129	26.084	1'50.242 1'50.396	2	0.154
3	54 T. RAZGATLIOGLU	TUR	Yamaha YZF R1	31.645	31.064	21.433 +0.117	26.177 +0.059	1'50.319 1'50.495	3	0.176
4	60 M. VAN DER MARK	NED	Yamaha YZF R1	31.633	30.960	21.539 +0.142	26.196 +0.100	1'50.328 1'50.570	4	0.242
5	66 T. SYKES	GBR	BMW S1000 RR	31.583 +0.176	31.001	21.376	26.387 +0.143	1'50.347 1'50.666	7	0.319
6	76 L. BAZ	FRA	Yamaha YZF R1	31.433	31.072 +0.117	21.438	26.445 +0.125	1'50.388 1'50.630	5	0.242
7	91 L. HASLAM	GBR	Honda CBR1000RR-R	31.688 +0.081	31.198	21.338	26.315 +0.027	1'50.539 1'50.647	6	0.108
8	21 M. RINALDI	ITA	Ducati Panigale V4 R	31.521 +0.011	31.181 +0.001	21.556 +0.022	26.301 +0.173	1'50.559 1'50.766	9	0.207
9	7 C. DAVIES	GBR	Ducati Panigale V4 R	31.833 +0.105	31.190	21.429	26.151 +0.032	1'50.603 1'50.740	8	0.137
10	19 A. BAUTISTA	ESP	Honda CBR1000RR-R	31.591 +0.318	31.302	21.490 +0.055	26.395 +0.087	1'50.778 1'51.238	12	0.460
11	22 A. LOWES	GBR	Kawasaki ZX-10RR	31.756	31.160 +0.013	21.486	26.427 +0.018	1'50.829 1'50.860	10	0.031
12	64 F. CARICASULO	ITA	Yamaha YZF R1	31.861 +0.106	31.116 +0.162	21.594 +0.035	26.281 +0.071	1'50.852 1'51.226	11	0.374
13	33 M. MELANDRI	ITA	Ducati Panigale V4 R	31.793 +0.145	31.366	21.641 +0.125	26.247 +0.069	1'51.047 1'51.386	14	0.339
14	77 M. SCHEIB	CHI	Kawasaki ZX-10RR	31.902	31.300	21.610 +0.086	26.386 +0.096	1'51.198 1'51.380	13	0.182
15	31 G. GERLOFF	USA	Yamaha YZF R1	31.831	31.455 +0.238	21.597	26.560 +0.014	1'51.443 1'51.695	17	0.252
16	12 X. FORES	ESP	Kawasaki ZX-10RR	31.996	31.411	21.691	26.421 +0.053	1'51.519 1'51.572	15	0.053
17	36 L. MERCADO	ARG	Ducati Panigale V4 R	32.084	31.290	21.627 +0.082	26.587	1'51.588 1'51.670	16	0.082
18	50 E. LAVERTY	IRL	BMW S1000 RR	32.068 +0.090	31.338	21.741	26.636	1'51.783 1'51.873	18	0.090
19	20 S. BARRIER	FRA	Ducati Panigale V4 R	32.269 +0.014	31.450	21.910	26.455 +0.097	1'52.084 1'52.195	19	0.111
20	40 R. RAMOS	ESP	Kawasaki ZX-10RR	32.186 +0.013	31.590 +0.041	21.812 +0.016	26.604 +0.025	1'52.192 1'52.287	20	0.095
21	13 T. TAKAHASHI	JPN	Honda CBR1000RR-R	32.223	31.772 +0.089	21.805	26.915	1'52.715 1'52.804	21	0.089
22	23 C. PONSSON	FRA	Aprilia RSV4 1000	32.344 +0.117	31.923	22.351	26.899 +0.073	1'53.517 1'53.707	22	0.190
23	63 L. GABELLINI	ITA	Honda CBR1000RR-R	32.591	31.966	21.844	27.228 +0.132	1'53.629 1'53.761	23	0.132
Overall Ideal Time				31.433	30.935	21.338	26.084	1'49.790		

30/08/2020

These data/results cannot be reproduced, stored and/or transmitted in whole or in part by any manner of electronic, mechanical, photocopying, recording, broadcasting or otherwise now known or herein after developed without the previous express consent by the copyright owner, except for reproduction in daily press and regular printed publications on sale to the public within 60 days of the event related to those data/results and always provided that copyright symbol appears together as follows below.

© DORNA WSBK ORGANIZATION Srl 2020

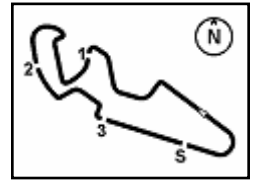
FICR PERUGIA TIMING



Official Tyre Supplier



Official Timekeeper



Prosecco DOC Aragon Round, 28 - 30 August 2020 Chronological Analysis Warm Up

MotorLand Aragon 5.077 m

1 / 3

1° 1 J. REA (1'50.142)							
Lap	Seg.1	Seg.2	Seg.3	Seg.4	Lap Time	km/h	Local Time
1		31.746	22.386	26.432	310,3	9:02'25.565	
2	31.730	30.986	21.523	26.211	1'50.450	314,9	9:04'16.015
3	31.688	31.015	21.515	26.276	1'50.494	312,1	9:06'06.509
4	31.742	30.968	21.519	26.382	1'50.611	310,3	9:07'57.120
5	31.607	31.057	21.385	26.301	1'50.350	314,0	9:09'47.470
6	31.575	30.935	21.427	26.205	1'50.142	312,1	9:11'37.612
7	31.495	30.958	21.497	26.238	1'50.188	314,0	9:13'27.800
8	31.566	31.084	21.783	26.338	1'50.771	313,0	9:15'18.571

7	31.695	31.536	21.759	26.417	1'51.407	322,4	9:13'21.861
8	32.725	31.471	21.554	26.567	1'52.317	316,7	9:15'14.178

2° 45 S. REDDING (1'50.396)							
Lap	Seg.1	Seg.2	Seg.3	Seg.4	Lap Time	km/h	Local Time
1		33.163	22.656	27.041	313,0	9:02'36.269	
2	32.354	31.489	21.895	26.385	1'52.123	318,6	9:04'28.392
3	31.895	31.372	21.651	26.366	1'51.284	318,6	9:06'19.676
4	31.819	31.270	21.570	26.271	1'50.930	316,7	9:08'10.606
5	34.234	33.607	23.388	26.181	1'57.410	321,4	9:10'08.016
6	31.745	31.205	21.380	26.117	1'50.447	317,6	9:11'58.463
7	31.699	31.104	21.509	26.084	1'50.396	318,6	9:13'48.859
8	31.674	31.166	21.472	26.189	1'50.501	319,5	9:15'39.360

7° 66 T. SYKES (1'50.666)							
Lap	Seg.1	Seg.2	Seg.3	Seg.4	Lap Time	km/h	Local Time
1		32.997	23.355	27.125	311,2	9:03'20.809	
2	32.009	31.390	21.503	26.539	1'51.441	312,1	9:05'12.250
3	31.599	31.214	21.731	26.473	1'51.017	314,9	9:07'03.267
4	31.759	31.001	21.376	26.530	1'50.666	310,3	9:08'53.933
5	31.583	31.081	21.792	26.527	1'50.983	308,6	9:10'44.916
6	31.745	31.098	21.511	26.387	1'50.741	310,3	9:12'35.657
7	31.585	31.144	21.481	26.492	1'50.702	309,5	9:14'26.359
8	31.755	31.157	21.473	26.525	1'50.910	311,2	9:16'17.269

3° 54 T. RAZGATLIOGLU (1'50.495)							
Lap	Seg.1	Seg.2	Seg.3	Seg.4	Lap Time	km/h	Local Time
1		32.326	22.157	26.527	314,0	9:02'03.695	
2	32.584	31.660	21.466	26.374	1'52.084	315,8	9:03'55.779
3	31.645	31.064	21.550	26.236	1'50.495	316,7	9:05'46.274
4	31.647	31.103	21.433	26.387	1'50.570	309,5	9:07'36.844
5	31.791	31.280	21.471	26.362	1'50.904	314,0	9:09'27.748
6	32.341	32.275	21.692	27.059	1'53.367	305,1	9:11'21.115
7	31.781	31.372	21.531	26.177	1'50.861	316,7	9:13'11.976
8	31.806	31.463	21.635	26.491	1'51.395	310,3	9:15'03.371

8° 7 C. DAVIES (1'50.740)							
Lap	Seg.1	Seg.2	Seg.3	Seg.4	Lap Time	km/h	Local Time
1		32.975	22.502	26.915	316,7	9:02'42.456	
2	32.269	31.374	21.728	26.251	1'51.622	319,5	9:04'34.078
3	32.126	31.201	21.666	26.351	1'51.344	319,5	9:06'25.422
4	31.899	31.354	21.483	26.375	1'51.111	315,8	9:08'16.533
5	31.833	31.307	21.719	26.151	1'51.010	319,5	9:10'07.543
6	34.359	32.847	22.145	27.395	1'56.746	314,0	9:12'04.289
7	31.938	31.190	21.429	26.183	1'50.740	322,4	9:13'55.029
8	31.929	31.412	21.630	26.965	1'51.936	317,6	9:15'46.965

4° 60 M. VAN DER MARK (1'50.570)							
Lap	Seg.1	Seg.2	Seg.3	Seg.4	Lap Time	km/h	Local Time
1		34.037	22.707	26.562	316,7	9:02'02.613	
2	31.840	31.273	21.770	26.566	1'51.449	314,0	9:03'54.062
3	39.418	31.215	21.586	33.339	2'05.558P	314,9	9:05'59.620
4	3'07.571	31.360	21.539	26.196	4'26.666P	308,6	9:10'26.286
5	31.791	31.058	21.585	26.390	1'50.824	311,2	9:12'17.110
6	31.633	30.960	21.681	26.296	1'50.570	312,1	9:14'07.680
7	31.642	31.261	21.607	26.362	1'50.872	311,2	9:15'58.552

9° 21 M. RINALDI (1'50.766)							
Lap	Seg.1	Seg.2	Seg.3	Seg.4	Lap Time	km/h	Local Time
1		32.922	22.473	26.713	314,0	9:02'46.400	
2	31.756	31.463	21.673	26.381	1'51.273	315,8	9:04'37.673
3	31.521	31.692	21.654	26.301	1'51.168	314,9	9:06'28.841
4	31.665	31.181	21.556	26.446	1'50.848	315,8	9:08'19.689
5	31.654	31.213	21.617	26.441	1'50.925	315,8	9:10'10.614
6	31.532	31.182	21.578	26.474	1'50.766	314,0	9:12'01.380
7	31.774	31.236	21.733	26.329	1'51.072	316,7	9:13'52.452
8	31.531	31.327	21.581	26.488	1'50.927	315,8	9:15'43.379

5° 76 L. BAZ (1'50.630)							
Lap	Seg.1	Seg.2	Seg.3	Seg.4	Lap Time	km/h	Local Time
1		32.457	22.696	27.096	304,2	9:02'02.562	
2	32.120	31.243	21.730	26.541	1'51.634	313,0	9:03'54.196
3	31.670	31.544	21.776	26.466	1'51.456	308,6	9:05'45.652
4	31.652	31.251	21.705	26.669	1'51.277	303,4	9:07'36.929
5	31.916	31.176	21.567	26.445	1'51.104	312,1	9:09'28.033
6	31.853	31.147	21.466	26.556	1'51.022	307,7	9:11'19.055
7	34.887	31.072	21.593	26.521	1'54.073	313,0	9:13'13.128
8	31.433	31.189	21.438	26.570	1'50.630	309,5	9:15'03.758

10° 22 A. LOWES (1'50.860)							
Lap	Seg.1	Seg.2	Seg.3	Seg.4	Lap Time	km/h	Local Time
1		31.815	23.735	27.136	308,6	9:02'29.191	
2	31.868	31.160	21.499	26.515	1'51.042	313,0	9:04'20.233
3	31.963	31.452	21.519	26.531	1'51.465	315,8	9:06'11.698
4	33.870	31.488	22.286	26.705	1'54.349	311,2	9:08'06.047
5	31.905	31.287			2'08.018	180,9	9:10'14.065
6	32.277	31.712	21.816	26.603	1'52.408	314,0	9:12'06.473
7	31.792	31.276	21.800	26.427	1'51.295	315,8	9:13'57.768
8	31.756	31.173	21.486	26.445	1'50.860	317,6	9:15'48.628

6° 91 L. HASLAM (1'50.647)							
Lap	Seg.1	Seg.2	Seg.3	Seg.4	Lap Time	km/h	Local Time
1		34.670	24.081	28.819	290,3	9:02'02.625	
2	34.426	31.809	22.117	29.083	1'57.435	252,3	9:04'00.060
3	32.055	31.295	21.576	26.315	1'51.241	318,6	9:05'51.301
4	33.896	35.597	21.667	26.628	1'57.788	314,9	9:07'49.089
5	31.769	31.198	21.338	26.342	1'50.647	315,8	9:09'39.736
6	31.688	31.275	21.386	26.369	1'50.718	316,7	9:11'30.454

11° 64 F. CARICASULO (1'51.226)							
Lap	Seg.1	Seg.2	Seg.3	Seg.4	Lap Time	km/h	Local Time
1		33.490	23.235	26.954	308,6	9:02'01.205	
2	32.487	31.389	21.792	26.455	1'52.123	312,1	9:03'53.328
3	32.312	31.659	22.196	26.404	1'52.571	309,5	9:05'45.899
4	32.239	31.116	21.594	26.281	1'51.230	314,0	9:07'37.129
5	31.967	31.278	21.629	26.352	1'51.226	316,7	9:09'28.355
6	31.861	31.463	21.708	26.558	1'51.590	313,0	9:11'19.945
7	31.972	31.487	21.784	26.587	1'51.830	311,2	9:13'11.775
8	32.167	31.629	21.778	26.600	1'52.174	310,3	9:15'03.949

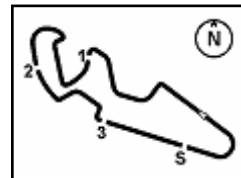
12° 19 A. BAUTISTA (1'51.238)							
Lap	Seg.1	Seg.2	Seg.3	Seg.4	Lap Time	km/h	Local Time
1		32.590	22.765	26.831	319,5	9:02'12.739	
2	32.356	31.657	21.743	26.406	1'52.162	322,4	9:04'04.901

30/08/2020 P = Pits In/Out - C = Lap Time Cancelled

These data/results cannot be reproduced, stored and/or transmitted in whole or in part by any manner of electronic, mechanical, photocopying, recording, broadcasting or otherwise now known or herein after developed without the previous express consent by the copyright owner, except for reproduction in daily press and regular printed publications on sale to the public within 60 days of the event related to those data/results and always provided that copyright symbol appears together as follows below.

© DORNA WSBK ORGANIZATION Srl 2020





Prosecco DOC Aragon Round, 28 - 30 August 2020 Chronological Analysis Warm Up

Lap	Seg.1	Seg.2	Seg.3	Seg.4	Lap Time	km/h	Local Time
3	31.909	31.302	21.545	26.482	1'51.238	313,0	9:05'56.139
4	31.880	31.592	21.551	26.395	1'51.418	321,4	9:07'47.557
5	31.977	31.384	21.490	26.417	1'51.268	320,5	9:09'38.825
6	31.769	31.574	21.570	26.440	1'51.353	321,4	9:11'30.178
7	31.591	31.550	21.738	26.562	1'51.441	322,4	9:13'21.619
8	31.902	31.480	21.629	26.536	1'51.547	319,5	9:15'13.166

13° 77 M. SCHEIB (1'51.380)							
Lap	Seg.1	Seg.2	Seg.3	Seg.4	Lap Time	km/h	Local Time
1		32.129	22.007	26.814		307,7	9:02'07.916
2	34.687	32.100	21.993	26.630	1'55.410	308,6	9:04'03.326
3	32.193	31.436	21.659	26.386	1'51.674	312,1	9:05'55.000
4	31.938	31.377	21.610	26.535	1'51.460	308,6	9:07'46.460
5	35.679	32.781	21.899	26.567	1'56.926	312,1	9:09'43.386
6	31.902	31.300	21.696	26.482	1'51.380	314,9	9:11'34.766
7	38.810	32.279	21.794	26.906	1'59.789	310,3	9:13'34.555
8	32.036	31.622	21.833	26.706	1'52.197	307,7	9:15'26.752

14° 33 M. MELANDRI (1'51.386)							
Lap	Seg.1	Seg.2	Seg.3	Seg.4	Lap Time	km/h	Local Time
1		33.846	23.091	26.846		314,9	9:02'13.062
2	32.641	31.570	21.727	26.247	1'52.185	321,4	9:04'05.247
3	31.938	31.366	21.766	26.316	1'51.386	321,4	9:05'56.633
4	31.793	31.549	21.641	26.482	1'51.465	322,4	9:07'48.098
5	38.307	34.003	22.079	26.656	2'01.045	319,5	9:09'49.143
6	31.987	31.523	21.709	26.373	1'51.592	318,6	9:11'40.735
7	34.868	32.216	22.548	26.532	1'56.164	319,5	9:13'36.899
8	32.043	31.511	21.706	26.359	1'51.619	318,6	9:15'28.518

15° 12 X. FORES (1'51.572)							
Lap	Seg.1	Seg.2	Seg.3	Seg.4	Lap Time	km/h	Local Time
1		31.900	22.565	26.656		308,6	9:02'28.043
2	32.057	31.529	22.805	26.480	1'52.871	314,0	9:04'20.914
3	31.996	31.411	21.691	26.474	1'51.572	312,1	9:06'12.486
4	32.075	31.795	21.858	26.704	1'52.432	306,8	9:08'04.918
5	33.871	31.594	21.832	26.421	1'53.718	310,3	9:09'58.636
6	32.018	31.449	21.702	26.650	1'51.819	307,7	9:11'50.455
7	40.652	32.298	26.015	26.626	2'05.591	313,0	9:13'56.046
8	32.196	31.610	22.095	26.638	1'52.539	307,7	9:15'48.585

16° 36 L. MERCADO (1'51.670)							
Lap	Seg.1	Seg.2	Seg.3	Seg.4	Lap Time	km/h	Local Time
1		32.668	22.616	26.715		310,3	9:02'03.382
2	32.761	31.729	21.925	26.731	1'53.146	314,0	9:03'56.528
3	37.306	31.569	21.845	26.641	1'57.361	313,0	9:05'53.889
4	32.283	31.416	21.761	26.651	1'52.111	305,9	9:07'46.000
5	35.738	31.636	21.783	26.639	1'55.796	310,3	9:09'41.796
6	32.185	31.478	21.627	26.918	1'52.208	307,7	9:11'34.004
7	32.242	35.190	22.093	26.613	1'56.138	313,0	9:13'30.142
8	32.084	31.290	21.709	26.587	1'51.670	313,0	9:15'21.812

17° 31 G. GERLOFF (1'51.695)							
Lap	Seg.1	Seg.2	Seg.3	Seg.4	Lap Time	km/h	Local Time
1		32.020	22.226	26.730		311,2	9:02'06.500
2	32.319	31.455	21.931	26.708	1'52.413	313,0	9:03'58.913
3	32.242	31.507	21.809	26.639	1'52.197	314,9	9:05'51.110
4	32.442	31.565	21.712	26.704	1'52.423	312,1	9:07'43.533
5	32.249	31.599	21.820	26.560	1'52.228	317,6	9:09'35.761
6	32.413	31.933	21.719	26.889	1'52.954	308,6	9:11'28.715
7	31.831	31.693	21.597	26.574	1'51.695	312,1	9:13'20.410
8	32.024	31.471	22.570	26.821	1'52.886	313,0	9:15'13.296

18° 50 E. LAVERTY (1'51.873)							
Lap	Seg.1	Seg.2	Seg.3	Seg.4	Lap Time	km/h	Local Time
1		33.939	22.440	26.817		314,0	9:01'56.423
2	32.306	31.413	21.840	26.666	1'52.225	316,7	9:03'48.648
3	32.158	31.338	21.741	26.636	1'51.873	317,6	9:05'40.521
4	32.119	31.374	21.825	26.714	1'52.032	314,0	9:07'32.553
5	33.739	32.097	22.022	33.369	2'01.227P	314,9	9:09'33.780
6	2'33.893	32.934	21.818	26.887	3'55.532P	318,6	9:13'29.312
7	32.068	31.530	21.763	26.681	1'52.042	317,6	9:15'21.354

19° 20 S. BARRIER (1'52.195)							
Lap	Seg.1	Seg.2	Seg.3	Seg.4	Lap Time	km/h	Local Time
1		32.099	22.351	26.649		313,0	9:02'04.670
2	32.570	31.844	22.182	26.493	1'53.089	313,0	9:03'57.759
3	32.283	31.450	21.910	26.552	1'52.195	313,0	9:05'49.954
4	32.608	31.740	22.040	26.714	1'53.102	307,7	9:07'43.056
5	32.460	31.484	22.056	26.485	1'52.485	311,2	9:09'35.541
6	32.477	32.407	22.118	26.664	1'53.666	311,2	9:11'29.207
7	32.269	31.663	22.116	26.455	1'52.503	316,7	9:13'21.710
8	34.252	34.535	23.111	26.931	1'58.829	310,3	9:15'20.539

20° 40 R. RAMOS (1'52.287)							
Lap	Seg.1	Seg.2	Seg.3	Seg.4	Lap Time	km/h	Local Time
1		33.787	23.283	26.986		307,7	9:02'02.791
2	32.487	31.643	21.962	26.683	1'52.775	309,5	9:03'55.566
3	32.492	31.590	21.812	26.711	1'52.605	313,0	9:05'48.171
4	36.921	33.595	21.841	26.604	1'58.961	308,6	9:07'47.132
5	32.186	34.653	21.820	26.610	1'55.269	310,3	9:09'42.401
6	32.199	31.631	21.828	26.629	1'52.287	305,9	9:11'34.688
7	36.965	33.140	22.141	27.710	1'59.956	279,8	9:13'34.644
8	32.225	31.665	22.003	26.635	1'52.528	307,7	9:15'27.172

21° 13 T. TAKAHASHI (1'52.804)							
Lap	Seg.1	Seg.2	Seg.3	Seg.4	Lap Time	km/h	Local Time
1		33.560	22.604	27.333		304,2	9:02'33.704
2	33.190	32.123	22.525	27.792	1'55.630	302,5	9:04'29.334
3	32.457	32.199	22.101	27.204	1'53.961	309,5	9:06'23.295
4	35.078	32.065	21.949	27.168	1'56.260	309,5	9:08'19.555
5	32.478	31.890	22.038	26.984	1'53.390	311,2	9:10'12.945
6	34.383	31.772	21.945	27.123	1'55.223	309,5	9:12'08.168
7	32.223	31.861	21.805	26.915	1'52.804	309,5	9:14'00.972
8	32.358	31.900	21.911	27.070	1'53.239	310,3	9:15'54.211

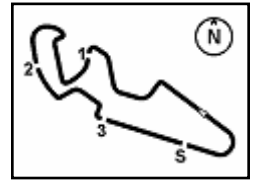
22° 23 C. PONSSON (1'53.707)							
Lap	Seg.1	Seg.2	Seg.3	Seg.4	Lap Time	km/h	Local Time
1		34.916	24.402	28.248		304,2	9:03'13.658
2	33.246	32.426	22.910	27.126	1'55.708	308,6	9:05'09.366
3	32.709	32.097	22.427	26.902	1'54.135	306,8	9:07'03.501
4	32.461	31.923	22.351	26.972	1'53.707	307,7	9:08'57.208
5	32.344	32.049	22.548	26.899	1'53.840	305,9	9:10'51.048
6	40.142	35.233	24.282	33.587	2'13.244P	286,5	9:13'04.292

23° 63 L. GABELLINI (1'53.761)							
Lap	Seg.1	Seg.2	Seg.3	Seg.4	Lap Time	km/h	Local Time
1		33.317	23.055	28.106		299,2	9:02'20.308
2	33.462	32.300	22.305	27.667	1'55.734	298,3	9:04'16.042
3	32.963	32.033	22.181	27.678	1'54.855	300,0	9:06'10.897
4	32.955	32.274	23.737	27.260	1'56.226	300,8	9:08'07.123
5	32.591	31.966	21.844	27.360	1'53.761	302,5	9:10'00.884
6	32.697	32.522	26.916	27.430	1'59.565	302,5	9:12'00.449
7	32.900	31.969	22.275	27.228	1'54.372	302,5	9:13'54.821
8	32.713	32.046	22.107	27.368	1'54.234	300,8	9:15'49.055

30/08/2020 P = Pits In/Out - C = Lap Time Cancelled

These data/results cannot be reproduced, stored and/or transmitted in whole or in part by any manner of electronic, mechanical, photocopying, recording, broadcasting or otherwise now known or herein after developed without the previous express consent by the copyright owner, except for reproduction in daily press and regular printed publications on sale to the public within 60 days of the event related to those data/results and always provided that copyright symbol appears together as follows below.

© DORNA WSBK ORGANIZATION Srl 2020



Prosecco DOC Aragon Round, 28 - 30 August 2020 Chronological Analysis Warm Up

30/08/2020 P = Pits In/Out - C = Lap Time Cancelled

These data/results cannot be reproduced, stored and/or transmitted in whole or in part by any manner of electronic, mechanical, photocopying, recording, broadcasting or otherwise now known or herein after developed without the previous express consent by the copyright owner, except for reproduction in daily press and regular printed publications on sale to the public within 60 days of the event related to those data/results and always provided that copyright symbol appears together as follows below.

© DORNA WSBK ORGANIZATION Srl 2020

FKR PERUGIA TIMING



Official Tyre Supplier



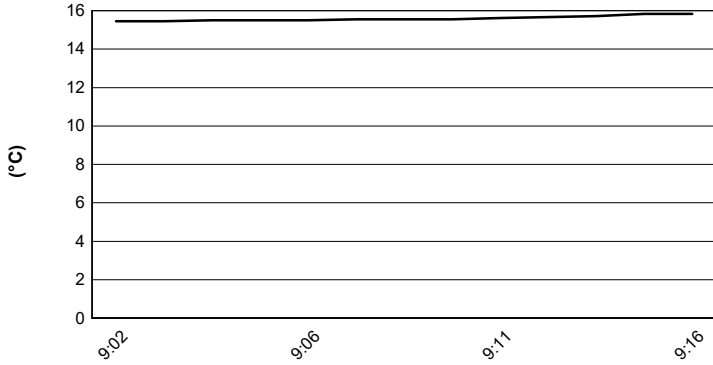
Official Timekeeper

Prosecco DOC Aragon Round, 28 - 30 August 2020

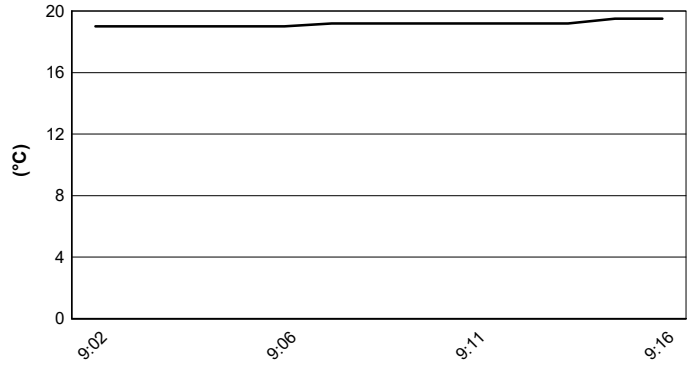
Weather Report Warm Up

Session started 09:00 - Session ended 9:16

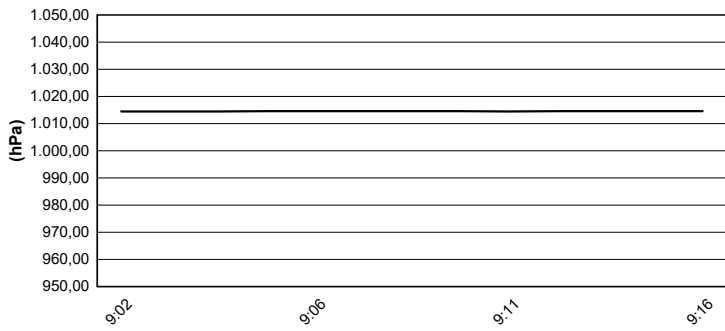
Air Temperature



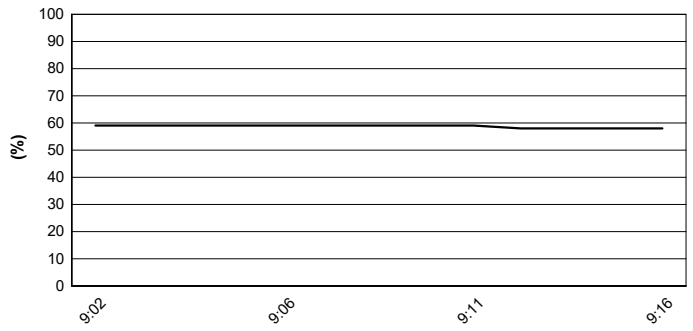
Track Temperature



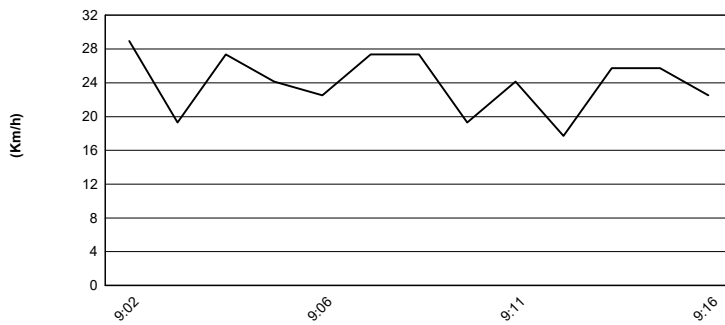
Air Pressure



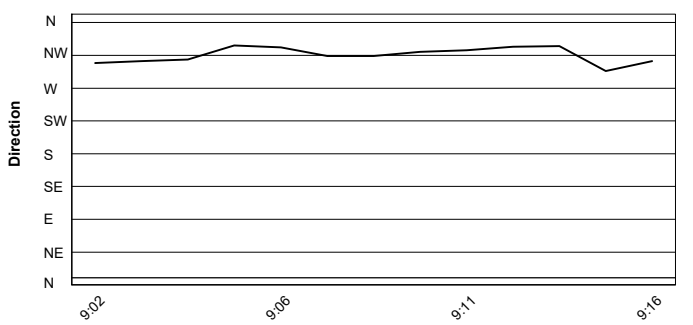
Humidity



Wind Speed



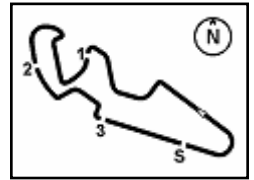
Wind Direction



30/08/2020

These data/results cannot be reproduced, stored and/or transmitted in whole or in part by any manner of electronic, mechanical, photocopying, recording, broadcasting or otherwise now known or herein after developed without the previous express consent by the copyright owner, except for reproduction in daily press and regular printed publications on sale to the public within 60 days of the event related to those data/results and always provided that copyright symbol appears together as follows below.

© DORNA WSBK ORGANIZATION Srl 2020



MotorLand Aragon 5.077 m

Prosecco DOC Aragon Round, 28 - 30 August 2020
Starting Grid - Tissot Superpole Race
10 Laps x 5,077 km = 50,770 km

3	45 REDDING S. Ducati 1'49.164	2	76 BAZ L. Yamaha 1'49.031	1	1 REA J. Kawasaki 1'48.860	1
6	91 HASLAM L. Honda 1'49.430	5	21 RINALDI M. Ducati 1'49.256	4	22 LOWES A. Kawasaki 1'49.225	2
9	7 DAVIES C. Ducati 1'49.543	8	60 VAN DER MARK M. Yamaha 1'49.531	7	19 BAUTISTA A. Honda 1'49.470	3
12	77 SCHEIB M. Kawasaki 1'49.707	11	54 RAZGATLIOGLU T. Yamaha 1'49.683	10	31 GERLOFF G. Yamaha 1'49.627	4
15	36 MERCADO L. Ducati 1'50.300	14	66 SYKES T. BMW 1'50.168	13	12 FORES X. Kawasaki 1'50.129	5
18	50 LAVERTY E. BMW 1'50.933	17	23 PONSSON C. Aprilia 1'50.922	16	64 CARICASULO F. Yamaha 1'50.351	6
21	40 RAMOS R. Kawasaki 1'51.437	20	20 BARRIER S. Ducati 1'51.078	19	33 MELANDRI M. Ducati 1'51.014	7
23	63 GABELLINI L. Honda 1'52.601	22	13 TAKAHASHI T. Honda 1'52.445			8

30/08/2020 The Race Director

These data/results cannot be reproduced, stored and/or transmitted in whole or in part by any manner of electronic, mechanical, photocopying, recording, broadcasting or otherwise now known or herein after developed without the previous express consent by the copyright owner, except for reproduction in daily press and regular printed publications on sale to the public within 60 days of the event related to those data/results and always provided that copyright symbol appears together as follows below.

© DORNA WSBK ORGANIZATION Srl 2020

FICR PERUGIA TIMING



Official Tyre Supplier



Official Timekeeper