

Prosecco DOC Aragon Round, 28 - 30 August 2020

Results Race 1

Laps 15 = 76,155 Km - Time of Race 28'49.314 - Avg. 158,536 km/h

Pos	Grid	No. Rider	Nat	Team	Bike	Class	LL	Gap	Rel.	Fastest Lap	Speed	Qualifying	Speed
1	1	55 A. LOCATELLI	ITA	BARDAHL Evan Bros. WorldSSP Team	Yamaha YZF R6		15			1'54.191	278,4	1'53.205	276,2
2	4	16 J. CLUZEL	FRA	GMT94 Yamaha	Yamaha YZF R6		15	3.221	3.221	1'54.664	277,6	1'53.965	279,8
3	2	5 P. OETTL	GER	Kawasaki Puccetti Racing	Kawasaki ZX-6R		15	5.206	1.985	1'54.798	273,4	1'53.521	275,5
4	6	3 R. DE ROSA	ITA	MV Agusta Reparto Corse	MV Agusta F3 675		15	6.387	1.181	1'55.016	277,6	1'54.147	276,2
5	3	44 L. MAHIAS	FRA	Kawasaki Puccetti Racing	Kawasaki ZX-6R		15	10.563	4.176	1'55.184	271,4	1'53.850	271,4
6	14	4 S. ODENDAAL	RSA	EAB Ten Kate Racing	Yamaha YZF R6		15	14.968	4.405	1'55.121	274,8	1'54.451	276,2
7	7	32 I. VIÑALES	ESP	Kallio Racing	Yamaha YZF R6		15	14.980	0.012	1'55.387	277,6	1'54.416	276,9
8	16	81 M. GONZALEZ	ESP	Kawasaki ParkinGO Team	Kawasaki ZX-6R		15	15.507	0.527	1'55.205	276,2	1'54.869	274,8
9	11	99 D. WEBB	GBR	WRP Wepol Racing	Yamaha YZF R6		15	15.622	0.115	1'55.814	276,2	1'55.013	275,5
10	9	94 C. PEROLARI	FRA	GMT94 Yamaha	Yamaha YZF R6		15	24.848	9.226	1'55.284	280,5	1'54.965	270,7
11	13	12 A. RUIZ CARRANZA	ESP	EMPERADOR Racing Team	Yamaha YZF R6	*	15	28.292	3.444	1'55.767	280,5	1'55.525	272,7
12	12	22 F. FULIGNI	ITA	MV Agusta Reparto Corse	MV Agusta F3 675		15	28.639	0.347	1'56.058	274,8	1'55.195	276,2
13	10	61 C. ÖNCÜ	TUR	Turkish Racing Team	Kawasaki ZX-6R		15	29.338	0.699	1'55.468	275,5	1'54.970	275,5
14	20	6 M. HERRERA	ESP	Altogoo Racing Team	Yamaha YZF R6	*	15	41.500	12.162	1'56.948	274,1	1'57.163	271,4
15	18	52 P. HOBELSBERGER	GER	Dynavolt Honda	Honda CBR600RR		15	41.565	0.065	1'56.752	274,8	1'56.082	269,3
16	25	9 G. HENDRA PRATAMA	INA	bLU cRU WorldSSP by MS Racing	Yamaha YZF R6		15	42.531	0.966	1'56.893	275,5	1'56.445	273,4
17	17	78 H. OKUBO	JPN	Dynavolt Honda	Honda CBR600RR		15	42.566	0.035	1'56.781	274,8	1'55.638	270,7
18	15	47 A. BASSANI	ITA	Soradis Yamaha Motoxrcing	Yamaha YZF R6	*	15	46.602	4.036	1'56.990	274,8	1'55.628	273,4
19	21	84 L. CRESSON	BEL	OXXO Yamaha Team Toth	Yamaha YZF R6		15	54.928	8.326	1'56.923	268,7	1'57.803	268,7
20	23	25 A. VERDOÏA	FRA	bLU cRU WorldSSP by MS Racing	Yamaha YZF R6		15	59.339	4.411	1'58.136	269,3	1'58.270	274,1
21	22	2 L. MONTELLA	ITA	DK MOTORSPORT	Yamaha YZF R6	*	15	1'01.699	2.360	1'58.218	270,7	1'58.055	267,3
-----Not Classified-----													
RET	5	38 H. SOOMER	EST	Kallio Racing	Yamaha YZF R6		11	4 Laps		1'55.556	275,5	1'54.063	272,0
RET	24	43 S. VALTULINI	ITA	Blackflag Motorsport	Kawasaki ZX-6R		6	9 Laps		1'55.872	278,4		268,0
RET	19	83 L. EPIS	AUS	MPM Routz Racing Team	Yamaha YZF R6		4	11 Laps		1'56.715	270,7	1'56.313	268,0
RET	8	56 P. SEBESTYEN	HUN	OXXO Yamaha Team Toth	Yamaha YZF R6		3	12 Laps		1'55.794	272,7	1'54.794	273,4

AIR	Humidity:	37%	Temp:	23°C
TRACK	Condition:	Dry	Temp:	37°C

Records	Pole (QP)	2015	J.Cluzel	1'53.138	161,55 Km/h
	Race (RC)	2015	P.Jacobsen	1'54.605	159,48 Km/h
	All Times (QP)	2015	J.Cluzel	1'53.138	161,55 Km/h
Race Fastest Lap	(New Record)	Lap 5	A.Locatelli	1'54.191	160,06 Km/h

LAP LEADERS					
No.	Rider	From	To	Laps	Total
44	L. MAHIAS	1	1	1	1
16	J. CLUZEL	2	2	1	1
55	A. LOCATELLI	3	15	13	13

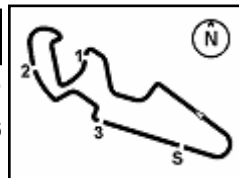
TOTAL LEADER LAPS		
No.	Rider	Laps
55	A. LOCATELLI	73
16	J. CLUZEL	17
44	L. MAHIAS	1
74	J. VAN SIKKELERUS	1
94	C. PEROLARI	1

* WorldSSP Challenge

29/08/2020 Start End The results are provisional until the end of the time limit for protests and appeals and the completion of the technical checks.

These data/results cannot be reproduced, stored and/or transmitted in whole or in part by any manner of electronic, mechanical, photocopying, recording, broadcasting or otherwise now known or herein after developed without the previous express consent by the copyright owner, except for reproduction in daily press and regular printed publications on sale to the public within 60 days of the event related to those data/results and always provided that copyright symbol appears together as follows below.

© DORNA WSBK ORGANIZATION Srl 2020



Prosecco DOC Aragon Round, 28 - 30 August 2020

Results Race 1

Race Highlights

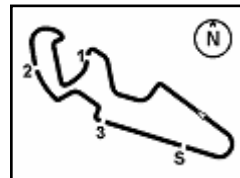
Time	No. Rider	Description
15.12.59		Warm-up Lap Start
15.15.59		Start
15.17.47		No Jump Start
15.21.58	32 Viñales	On Asphalt - Re-Joined - Turn 1
15.22.48	56 Sebestyen	Crashed - Turn 8
15.23.22	61 Öncü	On Asphalt - Re-Joined - Turn 12
15.23.38	56 Sebestyen	Out
15.24.39	83 Epis	Technical Problem - Turn 4
15.24.58	83 Epis	Not Actively Competing
15.26.03		New Best Race Lap
15.26.42	38 Soomer	Crashed - Turn 9
15.26.49	38 Soomer	Re-joined
15.27.49	43 Valtulini	Crashed - Turn 17
15.28.21	43 Valtulini	Not Actively Competing
15.29.15	43 Valtulini	Entered Pits
15.34.50	12 Ruiz Carranza	On the Gravel - Re-Joined - Turn 12
15.35.10		2/3 of Race Distance Completed
15.38.02	38 Soomer	Entered Pits
15.38.45	38 Soomer	Retired
15.45.48		End Of Session

29/08/2020 Start End The results are provisional until the end of the time limit for protests and appeals and the completion of the technical checks.

These data/results cannot be reproduced, stored and/or transmitted in whole or in part by any manner of electronic, mechanical, photocopying, recording, broadcasting or otherwise now known or herein after developed without the previous express consent by the copyright owner, except for reproduction in daily press and regular printed publications on sale to the public within 60 days of the event related to those data/results and always provided that copyright symbol appears together as follows below.

© DORNA WSBK ORGANIZATION Srl 2020





MotorLand Aragon 5.077 m

Prosecco DOC Aragon Round, 28 - 30 August 2020

Lap Chart Race 1

1 / 4

	Lap														
	1	2	3	4	5	6	7	8	9	10	11	12	13	14	15
1	44	16	55	55	55	55	55	55	55	55	55	55	55	55	55
2	5	55	16	16	16	16	16	16	16	16	16	16	16	16	16
3	55	5	44	5	5	5	5	5	5	5	5	5	5	5	5
4	16	32	32	44	44	44	44	44	44	3	3	3	3	3	3
5	32	44	5	94	3	3	3	3	3	44	44	44	44	44	44
6	38	38	38	3	4	4	4	4	4	4	4	4	4	32	4
7	3	3	94	4	94	81	81	81	81	81	81	32	32	4	32
8	94	94	3	38	38	94	99	99	99	32	32	81	81	81	81
9	61	61	61	81	81	99	94	32	32	99	99	99	99	99	99
10	56	81	4	99	99	12	12	94	94	94	94	94	94	94	94
11	81	56	81	12	12	32	32	12	12	12	12	12	12	61	12
12	4	4	56	32	32	22	22	22	22	22	61	61	61	22	22
13	12	12	99	61	61	61	61	61	61	22	22	22	22	12	61
14	99	99	12	22	22	78	78	9	47	47	9	84	84	84	6
15	83	83	83	78	43	9	9	47	78	84	84	9	6	78	52
16	47	78	22	83	78	47	47	78	9	78	78	78	78	6	9
17	78	47	78	43	9	52	52	52	84	9	6	6	52	52	78
18	22	22	47	47	47	84	84	84	6	38	52	52	9	9	47
19	9	9	9	9	52	6	6	6	52	6	47	47	47	47	84
20	84	84	43	52	6	38	38	38	38	52	2	2	25	25	25
21	52	43	52	84	84	2	2	2	2	2	25	25	2	2	2
22	6	52	84	6	2	25	25	25	25	38					
23	43	6	6	25	25	43									
24	2	25	25	2											
25	25	2	2												

Final Result		
1	55 A. LOCATELLI	Laps 15
2	16 J. CLUZEL	3.221
3	5 P. OETTL	5.206
4	3 R. DE ROSA	6.387
5	44 L. MAHIAS	10.563
6	4 S. ODENDAAL	14.968
7	32 I. VIÑALES	14.980
8	81 M. GONZALEZ	15.507
9	99 D. WEBB	15.622
10	94 C. PEROLARI	24.848
11	12 A. RUIZ CARRANZA	28.292
12	22 F. FULIGNI	28.639
13	61 C. ÖNCÜ	29.338
14	6 M. HERRERA	41.500
15	52 P. HOBELSBERGER	41.565
16	9 G. HENDRA PRATAM	42.531
17	78 H. OKUBO	42.566
18	47 A. BASSANI	46.602
19	84 L. CRESSON	54.928
20	25 A. VERDOÍA	59.339
21	2 L. MONTELLA	1'01.699
RET	38 H. SOOMER	4 Laps
RET	43 S. VALTULINI	9 Laps
RET	83 L. EPIS	11 Laps
RET	56 P. SEBESTYEN	12 Laps

29/08/2020

These data/results cannot be reproduced, stored and/or transmitted in whole or in part by any manner of electronic, mechanical, photocopying, recording, broadcasting or otherwise now known or herein after developed without the previous express consent by the copyright owner, except for reproduction in daily press and regular printed publications on sale to the public within 60 days of the event related to those data/results and always provided that copyright symbol appears together as follows below.

© DORNA WSBK ORGANIZATION Srl 2020

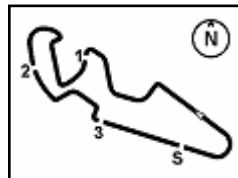
FCR PERUGIA TIMING



Official Tyre Supplier



Official Timekeeper



MotorLand Aragon 5.077 m

Prosecco DOC Aragon Round, 28 - 30 August 2020

Lap Chart Race 1

2 / 4

Lap 1

1	44	L.Mahias	1'57.738
2	5	P.Oettl	0.007
3	55	A.Locatelli	0.145
4	16	J.Cluzel	0.219
5	32	I.Viñales	0.758
6	38	H.Soomer	0.944
7	3	R.De Rosa	1.610
8	94	C.Perolari	1.976
9	61	C.Öncü	2.259
10	56	P.Sebestyen	2.671
11	81	M.Gonzalez	2.817
12	4	S.Odendaal	2.873
13	12	A.Ruiz Carranza	2.948
14	99	D.Webb	3.158
15	83	L.Epis	3.466
16	47	A.Bassani	4.270
17	78	H.Okubo	4.328
18	22	F.Fuligni	4.510
19	9	G.Hendra Pratama	4.789
20	84	L.Cresson	5.588
21	52	P.Hobelsberger	5.815
22	6	M.Herrera	6.056
23	43	S.Valtulini	6.122
24	2	L.Montella	6.707
25	25	A.Verdoia	7.224

Lap 2

1	16	J.Cluzel	3'53.341
2	55	A.Locatelli	0.113
3	5	P.Oettl	0.153
4	32	I.Viñales	0.542
5	44	L.Mahias	0.617
6	38	H.Soomer	0.897
7	3	R.De Rosa	1.458
8	94	C.Perolari	1.657
9	61	C.Öncü	2.124
10	81	M.Gonzalez	2.771
11	56	P.Sebestyen	2.862
12	4	S.Odendaal	2.995
13	12	A.Ruiz Carranza	3.764
14	99	D.Webb	3.886
15	83	L.Epis	4.578
16	78	H.Okubo	5.629
17	47	A.Bassani	5.702
18	22	F.Fuligni	5.780
19	9	G.Hendra Pratama	6.079
20	84	L.Cresson	7.375
21	43	S.Valtulini	7.410
22	52	P.Hobelsberger	7.622
23	6	M.Herrera	8.468
24	25	A.Verdoia	9.757
25	2	L.Montella	9.775

Lap 3

1	55	A.Locatelli	5'48.526
2	16	J.Cluzel	0.053
3	44	L.Mahias	1.156
4	32	I.Viñales	1.197
5	5	P.Oettl	1.467
6	38	H.Soomer	1.643
7	94	C.Perolari	1.892
8	3	R.De Rosa	1.932
9	61	C.Öncü	2.447
10	4	S.Odendaal	2.931
11	81	M.Gonzalez	3.380
12	56	P.Sebestyen	3.877
13	99	D.Webb	4.656
14	12	A.Ruiz Carranza	4.706
15	83	L.Epis	6.918
16	22	F.Fuligni	7.138
17	78	H.Okubo	7.764
18	47	A.Bassani	8.173
19	9	G.Hendra Pratama	8.330

20	43	S.Valtulini	9.015
21	52	P.Hobelsberger	10.131
22	84	L.Cresson	10.694
23	6	M.Herrera	10.971
24	25	A.Verdoia	13.193
25	2	L.Montella	13.454

Lap 4

1	55	A.Locatelli	7'43.509
2	16	J.Cluzel	0.139
3	5	P.Oettl	1.282
4	44	L.Mahias	2.263
5	94	C.Perolari	3.069
6	3	R.De Rosa	3.132
7	4	S.Odendaal	3.272
8	38	H.Soomer	3.555
9	81	M.Gonzalez	3.602
10	99	D.Webb	5.604
11	12	A.Ruiz Carranza	5.742
12	32	I.Viñales	7.088
13	61	C.Öncü	7.535
14	22	F.Fuligni	8.525
15	78	H.Okubo	9.562
16	83	L.Epis	9.601
17	43	S.Valtulini	9.904
18	47	A.Bassani	10.180
19	9	G.Hendra Pratama	10.577
20	52	P.Hobelsberger	11.900
21	84	L.Cresson	13.092
22	6	M.Herrera	13.164
23	25	A.Verdoia	17.204
24	2	L.Montella	17.210

Lap 5

1	55	A.Locatelli	9'37.700
2	16	J.Cluzel	0.612
3	5	P.Oettl	2.080
4	44	L.Mahias	3.340
5	3	R.De Rosa	4.295
6	4	S.Odendaal	4.766
7	94	C.Perolari	5.132
8	38	H.Soomer	5.324
9	81	M.Gonzalez	5.337
10	99	D.Webb	7.400
11	12	A.Ruiz Carranza	7.625
12	32	I.Viñales	8.513
13	61	C.Öncü	9.689
14	22	F.Fuligni	10.392
15	43	S.Valtulini	12.516
16	78	H.Okubo	13.236
17	9	G.Hendra Pratama	13.790
18	47	A.Bassani	13.903
19	52	P.Hobelsberger	14.992
20	6	M.Herrera	16.541
21	84	L.Cresson	16.612
22	2	L.Montella	22.454
23	25	A.Verdoia	22.776

Lap 6

1	55	A.Locatelli	11'32.041
2	16	J.Cluzel	1.407
3	5	P.Oettl	2.843
4	44	L.Mahias	4.183
5	3	R.De Rosa	4.970
6	4	S.Odendaal	6.024
7	81	M.Gonzalez	7.101
8	94	C.Perolari	8.795
9	99	D.Webb	8.902
10	12	A.Ruiz Carranza	9.051
11	32	I.Viñales	9.722
12	22	F.Fuligni	12.467
13	61	C.Öncü	12.673
14	78	H.Okubo	16.533
15	9	G.Hendra Pratama	16.959
16	47	A.Bassani	17.534

17	52	P.Hobelsberger	18.249
18	84	L.Cresson	19.531
19	6	M.Herrera	20.175
20	38	H.Soomer	23.745
21	2	L.Montella	26.633
22	25	A.Verdoia	27.273
23	43	S.Valtulini	

Lap 7

1	55	A.Locatelli	13'26.495
2	16	J.Cluzel	2.046
3	5	P.Oettl	3.225
4	44	L.Mahias	5.102
5	3	R.De Rosa	5.703
6	4	S.Odendaal	7.340
7	81	M.Gonzalez	8.350
8	99	D.Webb	10.554
9	94	C.Perolari	11.052
10	12	A.Ruiz Carranza	11.079
11	32	I.Viñales	11.326
12	22	F.Fuligni	14.779
13	61	C.Öncü	14.917
14	78	H.Okubo	20.027
15	9	G.Hendra Pratama	20.094
16	47	A.Bassani	20.252
17	52	P.Hobelsberger	20.796
18	84	L.Cresson	22.154
19	6	M.Herrera	22.896
20	38	H.Soomer	25.811
21	2	L.Montella	30.883
22	25	A.Verdoia	31.178

Lap 8

1	55	A.Locatelli	15'21.128
2	16	J.Cluzel	2.400
3	5	P.Oettl	3.585
4	44	L.Mahias	6.016
5	3	R.De Rosa	6.274
6	4	S.Odendaal	8.478
7	81	M.Gonzalez	9.584
8	99	D.Webb	11.735
9	32	I.Viñales	12.615
10	94	C.Perolari	12.645
11	12	A.Ruiz Carranza	14.865
12	22	F.Fuligni	17.015
13	61	C.Öncü	17.128
14	9	G.Hendra Pratama	23.372
15	47	A.Bassani	23.454
16	78	H.Okubo	23.745
17	52	P.Hobelsberger	24.122
18	84	L.Cresson	24.444
19	6	M.Herrera	25.211
20	38	H.Soomer	27.013
21	2	L.Montella	35.093
22	25	A.Verdoia	35.421

Lap 9

1	55	A.Locatelli	17'15.949
2	16	J.Cluzel	3.176
3	5	P.Oettl	4.314
4	44	L.Mahias	6.600
5	3	R.De Rosa	6.671
6	4	S.Odendaal	9.746
7	81	M.Gonzalez	11.161
8	99	D.Webb	13.133
9	32	I.Viñales	13.241
10	94	C.Perolari	13.850
11	12	A.Ruiz Carranza	17.348
12	22	F.Fuligni	19.450
13	61	C.Öncü	19.947
14	47	A.Bassani	26.726
15	78	H.Okubo	26.839
16	9	G.Hendra Pratama	27.062
17	84	L.Cresson	27.229
18	6	M.Herrera	27.456

19	52	P.Hobelsberger	27.604
20	38	H.Soomer	28.325
21	2	L.Montella	39.637
22	25	A.Verdoia	39.843

Lap 10

1	55	A.Locatelli	19'11.153
2	16	J.Cluzel	3.370
3	5	P.Oettl	4.686
4	3	R.De Rosa	6.506
5	44	L.Mahias	6.737
6	4	S.Odendaal	10.927
7	81	M.Gonzalez	12.275
8	32	I.Viñales	13.669
9	99	D.Webb	13.941
10	94	C.Perolari	15.002
11	12	A.Ruiz Carranza	20.467
12	22	F.Fuligni	21.399
13	61	C.Öncü	21.650
14	47	A.Bassani	29.433
15	84	L.Cresson	29.811
16	78	H.Okubo	29.940
17	9	G.Hendra Pratama	29.977
18	38	H.Soomer	30.077
19	6	M.Herrera	30.494
20	52	P.Hobelsberger	31.766
21	2	L.Montella	43.366
22	25	A.Verdoia	43.746

Lap 11

1	55	A.Locatelli	21'06.393
2	16	J.Cluzel	3.622
3	5	P.Oettl	5.040
4	3	R.De Rosa	6.655
5	44	L.Mahias	7.468
6	4	S.Odendaal	12.383
7	81	M.Gonzalez	13.727
8	32	I.Viñales	14.286
9	99	D.Webb	14.741
10	94	C.Perolari	17.338
11	12	A.Ruiz Carranza	22.690
12	61	C.Öncü	23.247
13	22	F.Fuligni	23.310
14	9	G.Hendra Pratama	32.449
15	84	L.Cresson	32.512
16	78	H.Okubo	33.102
17	6	M.Herrera	33.248
18	52	P.Hobelsberger	34.069
19	47	A.Bassani	36.257
20	2	L.Montella	46.671
21	25	A.Verdoia	47.043
22	38	H.Soomer	1'06.988

Lap 12

1	55	A.Locatelli	23'01.629
2	16	J.Cluzel	3.861
3	5	P.Oettl	5.239
4	3	R.De Rosa	6.880
5	44	L.Mahias	8.019
6	4	S.Odendaal	13.577
7	32	I.Viñales	14.747
8	81	M.Gonzalez	14.821
9	99	D.Webb	15.327
10	94	C.Perolari	19.582
11	12	A.Ruiz Carranza	25.066
12	61	C.Öncü	25.254
13	22	F.Fuligni	25.482
14	84	L.Cresson	35.215
15	9	G.Hendra Pratama	35.815
16	78	H.Okubo	35.833
17	6	M.Herrera	35.917
18	52	P.Hobelsberger	36.103
19	47	A.Bassani	39.486
20	2	L.Montella	49.724
21	25	A.Verdoia	50.017

29/08/2020

These data/results cannot be reproduced, stored and/or transmitted in whole or in part by any manner of electronic, mechanical, photocopying, recording, broadcasting or otherwise now known or herein after developed without the previous express consent by the copyright owner, except for reproduction in daily press and regular printed publications on sale to the public within 60 days of the event related to those data/results and always provided that copyright symbol appears together as follows below.

© DORNA WSBK ORGANIZATION Srl 2020

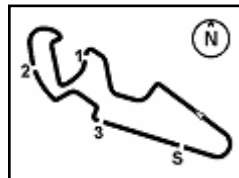
FCR PERUGIA TIMING



Official Tyre Supplier



Official Timekeeper



Prosecco DOC Aragon Round, 28 - 30 August 2020

Lap Chart Race 1

Lap 13

1	55	A.Locatelli	24'57.055
2	16	J.Cluzel	3.923
3	5	P.Oettl	5.367
4	3	R.De Rosa	6.872
5	44	L.Mahias	8.860
6	4	S.Odendaal	14.592
7	32	I.Viñales	14.967
8	81	M.Gonzalez	15.684
9	99	D.Webb	15.980
10	94	C.Perolari	21.687
11	12	A.Ruiz Carranza	26.565
12	61	C.Öncü	26.810
13	22	F.Fuligni	27.194
14	84	L.Cresson	37.497
15	6	M.Herrera	38.055
16	78	H.Okubo	38.135
17	52	P.Hobelsberger	38.720
18	9	G.Hendra Pratama	38.913
19	47	A.Bassani	42.308
20	25	A.Verdoia	53.139
21	2	L.Montella	57.329

Lap 14

1	55	A.Locatelli	26'52.606
2	16	J.Cluzel	4.078
3	5	P.Oettl	5.363
4	3	R.De Rosa	6.891
5	44	L.Mahias	9.640
6	32	I.Viñales	15.465
7	4	S.Odendaal	15.499
8	81	M.Gonzalez	16.144
9	99	D.Webb	16.323
10	94	C.Perolari	23.530
11	61	C.Öncü	28.511
12	22	F.Fuligni	28.540
13	12	A.Ruiz Carranza	28.620
14	84	L.Cresson	39.738
15	78	H.Okubo	39.928
16	6	M.Herrera	40.154
17	52	P.Hobelsberger	40.373
18	9	G.Hendra Pratama	41.130
19	47	A.Bassani	44.776
20	25	A.Verdoia	56.549
21	2	L.Montella	1'00.189

Lap 15

1	55	A.Locatelli	28'49.314
2	16	J.Cluzel	3.221
3	5	P.Oettl	5.206
4	3	R.De Rosa	6.387
5	44	L.Mahias	10.563
6	4	S.Odendaal	14.968
7	32	I.Viñales	14.980
8	81	M.Gonzalez	15.507
9	99	D.Webb	15.622
10	94	C.Perolari	24.848
11	12	A.Ruiz Carranza	28.292
12	22	F.Fuligni	28.639
13	61	C.Öncü	29.338
14	6	M.Herrera	41.500
15	52	P.Hobelsberger	41.565
16	9	G.Hendra Pratama	42.531
17	78	H.Okubo	42.566
18	47	A.Bassani	46.602
19	84	L.Cresson	54.928
20	25	A.Verdoia	59.339
21	2	L.Montella	1'01.699

29/08/2020

These data/results cannot be reproduced, stored and/or transmitted in whole or in part by any manner of electronic, mechanical, photocopying, recording, broadcasting or otherwise now known or herein after developed without the previous express consent by the copyright owner, except for reproduction in daily press and regular printed publications on sale to the public within 60 days of the event related to those data/results and always provided that copyright symbol appears together as follows below.

© DORNA WSBK ORGANIZATION Srl 2020

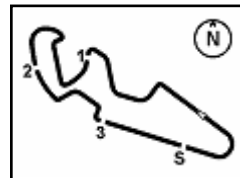
FIAT PERUGIA TIMING



Official Tyre Supplier



Official Timekeeper



Prosecco DOC Aragon Round, 28 - 30 August 2020

Lap Chart Race 1

Race Pace Comparison

	55 Loc	16 Clu	5 Oet	3 DeR	44 Mah	4 Ode	32 Viñ	81 Gon	99 Web	94 Per	12 Rui	22 Ful	61 Önc	6 Her
1	1'57.883	1'57.957	1'57.745	1'59.348	1'57.738	2'00.611	1'58.496	2'00.555	2'00.896	1'59.714	2'00.686	2'02.248	1'59.997	2'03.794
2	1'55.571	1'55.384	1'55.749	1'55.451	1'56.220	1'55.725	1'55.387	1'55.557	1'56.331	1'55.284	1'56.419	1'56.873	1'55.468	1'58.015
3	1'55.072	1'55.238	1'56.499	1'55.659	1'55.724	1'55.121	1'55.840	1'55.794	1'55.955	1'55.420	1'56.127	1'56.543	1'55.508	1'57.688
4	1'54.983	1'55.069	1'54.798	1'56.183	1'56.090	1'55.324	2'00.874	1'55.205	1'55.931	1'56.160	1'56.019	1'56.370	2'00.071	1'57.176
5	1'54.191	1'54.664	1'54.989	1'55.354	1'55.268	1'55.685	1'55.616	1'55.926	1'55.987	1'56.254	1'56.074	1'56.058	1'56.345	1'57.568
6	1'54.341	1'55.136	1'55.104	1'55.016	1'55.184	1'55.599	1'55.550	1'56.105	1'55.843	1'58.004	1'55.767	1'56.416	1'57.325	1'57.975
7	1'54.454	1'55.093	1'54.836	1'55.187	1'55.373	1'55.770	1'56.058	1'55.703	1'56.106	1'56.711	1'56.482	1'56.766	1'56.698	1'57.175
8	1'54.633	1'54.987	1'54.993	1'55.204	1'55.547	1'55.771	1'55.922	1'55.867	1'55.814	1'56.226	1'58.419	1'56.869	1'56.844	1'56.948
9	1'54.821	1'55.597	1'55.550	1'55.218	1'55.405	1'56.089	1'55.447	1'56.398	1'56.219	1'56.026	1'57.304	1'57.256	1'57.640	1'57.066
10	1'55.204	1'55.398	1'55.576	1'55.039	1'55.341	1'56.385	1'55.632	1'56.318	1'56.012	1'56.356	1'58.323	1'57.153	1'56.907	1'58.242
11	1'55.240	1'55.492	1'55.594	1'55.389	1'55.971	1'56.696	1'55.857	1'56.692	1'56.040	1'57.576	1'57.463	1'57.151	1'56.837	1'57.994
12	1'55.236	1'55.475	1'55.435	1'55.461	1'55.787	1'56.430	1'55.697	1'56.330	1'55.822	1'57.480	1'57.612	1'57.408	1'57.243	1'57.905
13	1'55.426	1'55.488	1'55.554	1'55.418	1'56.267	1'56.441	1'55.646	1'56.289	1'56.079	1'57.531	1'56.925	1'57.138	1'56.982	1'57.564
14	1'55.551	1'55.706	1'55.547	1'55.570	1'56.331	1'56.458	1'56.049	1'56.011	1'55.894	1'57.394	1'57.606	1'56.897	1'57.252	1'57.650
15	1'56.708	1'55.851	1'56.551	1'56.204	1'57.631	1'56.177	1'56.223	1'56.071	1'56.007	1'58.026	1'56.380	1'56.807	1'57.535	1'58.054

	52 Hob	9 Hen	78 Oku	47 Bas	84 Cre	25 Ver	2 Mon	38 Soo	43 Val	83 Epi	56 Seb
1	2'03.553	2'02.527	2'02.066	2'02.008	2'03.326	2'04.962	2'04.445	1'58.682	2'03.860	2'01.204	2'00.409
2	1'57.410	1'56.893	1'56.904	1'57.035	1'57.390	1'58.136	1'58.671	1'55.556	1'56.891	1'56.715	1'55.794
3	1'57.694	1'57.436	1'57.320	1'57.656	1'58.504	1'58.621	1'58.864	1'55.931	1'56.790	1'57.525	1'56.200
4	1'56.752	1'57.230	1'56.781	1'56.990	1'57.381	1'58.994	1'58.739	1'56.895	1'55.872	1'57.666	
5	1'57.283	1'57.404	1'57.865	1'57.914	1'57.711	1'59.763	1'59.435	1'55.960	1'56.803		
6	1'57.598	1'57.510	1'57.638	1'57.972	1'57.260	1'58.838	1'58.520	2'12.762	3'37.596		
7	1'57.001	1'57.589	1'57.948	1'57.172	1'57.077	1'58.359	1'58.704	1'56.520			
8	1'57.959	1'57.911	1'58.351	1'57.835	1'56.923	1'58.876	1'58.843	1'55.835			
9	1'58.303	1'58.511	1'57.915	1'58.093	1'57.606	1'59.243	1'59.365	1'56.133			
10	1'59.366	1'58.119	1'58.305	1'57.911	1'57.786	1'59.107	1'58.933	1'56.956			
11	1'57.543	1'57.712	1'58.402	2'02.064	1'57.941	1'58.537	1'58.545	2'32.151			
12	1'57.270	1'58.602	1'57.967	1'58.465	1'57.939	1'58.210	1'58.289				
13	1'58.043	1'58.524	1'57.728	1'58.248	1'57.708	1'58.548	2'03.031				
14	1'57.204	1'57.768	1'57.344	1'58.019	1'57.792	1'58.961	1'58.411				
15	1'57.900	1'58.109	1'59.346	1'58.534	2'11.898	1'59.498	1'58.218				

29/08/2020

These data/results cannot be reproduced, stored and/or transmitted in whole or in part by any manner of electronic, mechanical, photocopying, recording, broadcasting or otherwise now known or herein after developed without the previous express consent by the copyright owner, except for reproduction in daily press and regular printed publications on sale to the public within 60 days of the event related to those data/results and always provided that copyright symbol appears together as follows below.

© DORNA WSBK ORGANIZATION Srl 2020

FICR PERUGIA TIMING



Official Tyre Supplier



Official Timekeeper

Prosecco DOC Aragon Round, 28 - 30 August 2020

Best Sectors & Speed Race 1

MotorLand Aragon 5.077 m

RESULTS			
1	55 A. LOCATELLI	Yamaha YZF R6	Laps 15
2	16 J. CLUZEL	Yamaha YZF R6	3.221
3	5 P. OETTL	Kawasaki ZX-6R	5.206
4	3 R. DE ROSA	MV Agusta F3 675	6.387
5	44 L. MAHIAS	Kawasaki ZX-6R	10.563
6	4 S. ODENDAAL	Yamaha YZF R6	14.968
7	32 I. VIÑALES	Yamaha YZF R6	14.980
8	81 M. GONZALEZ	Kawasaki ZX-6R	15.507
9	99 D. WEBB	Yamaha YZF R6	15.622
10	94 C. PEROLARI	Yamaha YZF R6	24.848
11	12 A. RUIZ CARRANZA	Yamaha YZF R6	28.292
12	22 F. FULIGNI	MV Agusta F3 675	28.639
13	61 C. ÖNCÜ	Kawasaki ZX-6R	29.338
14	6 M. HERRERA	Yamaha YZF R6	41.500
15	52 P. HOBELSBERGER	Honda CBR600RR	41.565
16	9 G. HENDRA PRATAMA	Yamaha YZF R6	42.531
17	78 H. OKUBO	Honda CBR600RR	42.566
18	47 A. BASSANI	Yamaha YZF R6	46.602
19	84 L. CRESSON	Yamaha YZF R6	54.928
20	25 A. VERDOÏA	Yamaha YZF R6	59.339
21	2 L. MONTELLA	Yamaha YZF R6	1'01.699
RET	38 H. SOOMER	Yamaha YZF R6	4 Laps
RET	43 S. VALTULINI	Kawasaki ZX-6R	9 Laps
RET	83 L. EPIS	Yamaha YZF R6	11 Laps
RET	56 P. SEBESTYEN	Yamaha YZF R6	12 Laps

SPEED			
1	12 A. RUIZ CARRANZA	Yamaha YZF R6	280,5
2	94 C. PEROLARI	Yamaha YZF R6	280,5
3	55 A. LOCATELLI	Yamaha YZF R6	278,4
4	43 S. VALTULINI	Kawasaki ZX-6R	278,4
5	16 J. CLUZEL	Yamaha YZF R6	277,6
6	3 R. DE ROSA	MV Agusta F3 675	277,6
7	32 I. VIÑALES	Yamaha YZF R6	277,6
8	81 M. GONZALEZ	Kawasaki ZX-6R	276,2
9	99 D. WEBB	Yamaha YZF R6	276,2
10	61 C. ÖNCÜ	Kawasaki ZX-6R	275,5
11	9 G. HENDRA PRATAMA	Yamaha YZF R6	275,5
12	38 H. SOOMER	Yamaha YZF R6	275,5
13	22 F. FULIGNI	MV Agusta F3 675	274,8
14	4 S. ODENDAAL	Yamaha YZF R6	274,8
15	78 H. OKUBO	Honda CBR600RR	274,8
16	52 P. HOBELSBERGER	Honda CBR600RR	274,8
17	47 A. BASSANI	Yamaha YZF R6	274,8
18	6 M. HERRERA	Yamaha YZF R6	274,1
19	5 P. OETTL	Kawasaki ZX-6R	273,4
20	56 P. SEBESTYEN	Yamaha YZF R6	272,7
21	44 L. MAHIAS	Kawasaki ZX-6R	271,4
22	83 L. EPIS	Yamaha YZF R6	270,7
23	2 L. MONTELLA	Yamaha YZF R6	270,7
24	25 A. VERDOÏA	Yamaha YZF R6	269,3
25	84 L. CRESSON	Yamaha YZF R6	268,7

SEG. 1		SEG. 2		SEG. 3		SEG. 4					
1	55 A. LOCATELLI	32.324	1	55 A. LOCATELLI	31.973	1	44 L. MAHIAS	21.781	1	55 A. LOCATELLI	27.879
2	3 R. DE ROSA	32.528	2	5 P. OETTL	32.089	2	55 A. LOCATELLI	21.880	2	16 J. CLUZEL	27.912
3	5 P. OETTL	32.529	3	44 L. MAHIAS	32.134	3	16 J. CLUZEL	21.934	3	32 I. VIÑALES	27.938
4	16 J. CLUZEL	32.539	4	16 J. CLUZEL	32.147	4	32 I. VIÑALES	21.942	4	5 P. OETTL	27.939
5	94 C. PEROLARI	32.579	5	3 R. DE ROSA	32.160	5	5 P. OETTL	21.951	5	12 A. RUIZ CARRANZA	27.990
6	44 L. MAHIAS	32.623	6	4 S. ODENDAAL	32.210	6	3 R. DE ROSA	21.957	6	81 M. GONZALEZ	27.993
7	32 I. VIÑALES	32.668	7	32 I. VIÑALES	32.251	7	4 S. ODENDAAL	21.969	7	4 S. ODENDAAL	28.011
8	4 S. ODENDAAL	32.675	8	94 C. PEROLARI	32.320	8	81 M. GONZALEZ	21.973	8	56 P. SEBESTYEN	28.062
9	61 C. ÖNCÜ	32.681	9	81 M. GONZALEZ	32.331	9	61 C. ÖNCÜ	22.023	9	38 H. SOOMER	28.106
10	38 H. SOOMER	32.685	10	99 D. WEBB	32.342	10	38 H. SOOMER	22.058	10	43 S. VALTULINI	28.121
11	56 P. SEBESTYEN	32.726	11	61 C. ÖNCÜ	32.356	11	94 C. PEROLARI	22.065	11	94 C. PEROLARI	28.132
12	81 M. GONZALEZ	32.766	12	56 P. SEBESTYEN	32.404	12	99 D. WEBB	22.117	12	3 R. DE ROSA	28.134
13	99 D. WEBB	32.845	13	12 A. RUIZ CARRANZA	32.447	13	12 A. RUIZ CARRANZA	22.139	13	99 D. WEBB	28.145
14	22 F. FULIGNI	32.860	14	38 H. SOOMER	32.453	14	22 F. FULIGNI	22.147	14	52 P. HOBELSBERGER	28.217
15	12 A. RUIZ CARRANZA	33.008	15	43 S. VALTULINI	32.543	15	43 S. VALTULINI	22.199	15	44 L. MAHIAS	28.218
16	43 S. VALTULINI	33.009	16	22 F. FULIGNI	32.619	16	56 P. SEBESTYEN	22.240	16	83 L. EPIS	28.226
17	83 L. EPIS	33.027	17	52 P. HOBELSBERGER	32.711	17	9 G. HENDRA PRATAMA	22.298	17	9 G. HENDRA PRATAMA	28.274
18	52 P. HOBELSBERGER	33.044	18	84 L. CRESSON	32.743	18	6 M. HERRERA	22.301	18	22 F. FULIGNI	28.295
19	78 H. OKUBO	33.105	19	47 A. BASSANI	32.748	19	78 H. OKUBO	22.331	19	61 C. ÖNCÜ	28.307
20	47 A. BASSANI	33.123	20	78 H. OKUBO	32.771	20	52 P. HOBELSBERGER	22.365	20	6 M. HERRERA	28.355
21	6 M. HERRERA	33.193	21	83 L. EPIS	32.813	21	84 L. CRESSON	22.373	21	47 A. BASSANI	28.377
22	84 L. CRESSON	33.253	22	6 M. HERRERA	32.832	22	47 A. BASSANI	22.392	22	84 L. CRESSON	28.491
23	9 G. HENDRA PRATAMA	33.272	23	9 G. HENDRA PRATAMA	32.919	23	83 L. EPIS	22.437	23	78 H. OKUBO	28.504
24	2 L. MONTELLA	33.465	24	2 L. MONTELLA	32.964	24	25 A. VERDOÏA	22.487	24	25 A. VERDOÏA	28.637
25	25 A. VERDOÏA	33.591	25	25 A. VERDOÏA	32.979	25	2 L. MONTELLA	22.521	25	2 L. MONTELLA	28.875

29/08/2020

These data/results cannot be reproduced, stored and/or transmitted in whole or in part by any manner of electronic, mechanical, photocopying, recording, broadcasting or otherwise now known or herein after developed without the previous express consent by the copyright owner, except for reproduction in daily press and regular printed publications on sale to the public within 60 days of the event related to those data/results and always provided that copyright symbol appears together as follows below.

© DORNA WSBK ORGANIZATION Srl 2020

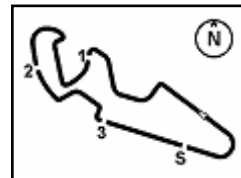
FICR PERUGIA TIMING



Official Tyre Supplier



Official Timekeeper



Prosecco DOC Aragon Round, 28 - 30 August 2020

Chronological Analysis Race 1

Start at 15:15'52.840

1 / 4

1° 55 A. LOCATELLI (1'54.191)							
Lap	Seg.1	Seg.2	Seg.3	Seg.4	Lap Time	km/h	Local Time
1		32.456	22.062	28.026	1'57.883	278,4	15:17'50.723
2	32.792	32.637	22.031	28.111	1'55.571	273,4	15:19'46.294
3	32.775	32.313	21.969	28.015	1'55.072	276,2	15:21'41.366
4	32.889	32.280	21.935	27.879	1'54.983	277,6	15:23'36.349
5	32.334	31.973	21.924	27.960	1'54.191	272,0	15:25'30.540
6	32.324	32.119	21.975	27.923	1'54.341	276,2	15:27'24.881
7	32.426	32.120	21.951	27.957	1'54.454	275,5	15:29'19.335
8	32.491	32.142	21.937	28.063	1'54.633	274,1	15:31'13.968
9	32.575	32.162	21.880	28.204	1'54.821	270,7	15:33'08.789
10	32.668	32.288	22.048	28.200	1'55.204	272,0	15:35'03.993
11	32.728	32.280	21.982	28.250	1'55.240	271,4	15:36'59.233
12	32.674	32.281	22.063	28.218	1'55.236	270,0	15:38'54.469
13	32.712	32.346	22.114	28.254	1'55.426	271,4	15:40'49.895
14	32.763	32.459	22.159	28.170	1'55.551	274,8	15:42'45.446
15	32.895	32.525	22.325	28.963	1'56.708	273,4	15:44'42.154
Race Time 28'49.314							

2° 16 J. CLUZEL (1'54.664)							
Lap	Seg.1	Seg.2	Seg.3	Seg.4	Lap Time	km/h	Local Time
1		32.416	22.119	27.912	1'57.957	277,6	15:17'50.797
2	32.539	32.688	21.962	28.195	1'55.384	269,3	15:19'46.181
3	32.694	32.374	21.934	28.236	1'55.238	270,7	15:21'41.419
4	32.663	32.277	21.946	28.183	1'55.069	271,4	15:23'36.488
5	32.557	32.147	21.971	27.989	1'54.664	272,7	15:25'31.152
6	32.677	32.288	22.008	28.163	1'55.136	276,2	15:27'26.288
7	32.731	32.234	21.996	28.132	1'55.093	275,5	15:29'21.381
8	32.641	32.197	21.992	28.157	1'54.987	273,4	15:31'16.368
9	32.852	32.351	22.111	28.283	1'55.597	269,3	15:33'11.965
10	32.700	32.314	22.062	28.322	1'55.398	271,4	15:35'07.363
11	32.778	32.339	22.176	28.199	1'55.492	271,4	15:37'02.855
12	32.739	32.408	22.068	28.260	1'55.475	270,0	15:38'58.330
13	32.755	32.427	22.079	28.227	1'55.488	270,7	15:40'53.818
14	32.903	32.461	22.119	28.223	1'55.706	273,4	15:42'49.524
15	32.983	32.402	22.171	28.295	1'55.851	272,7	15:44'45.375
Race Time 28'52.535							

3° 5 P. OETTL (1'54.798)							
Lap	Seg.1	Seg.2	Seg.3	Seg.4	Lap Time	km/h	Local Time
1		32.338	22.208	28.047	1'57.745	272,7	15:17'50.585
2	33.107	32.487	22.216	27.939	1'55.749	272,7	15:19'46.334
3	32.993	32.703	22.720	28.083	1'56.499	273,4	15:21'42.833
4	32.626	32.089	21.951	28.132	1'54.798	268,0	15:23'37.631
5	32.546	32.158	22.145	28.140	1'54.989	266,7	15:25'32.620
6	32.637	32.212	22.113	28.142	1'55.104	272,0	15:27'27.724
7	32.529	32.124	22.185	27.998	1'54.836	273,4	15:29'22.560
8	32.583	32.199	22.115	28.096	1'54.993	270,7	15:31'17.553
9	32.641	32.352	22.262	28.295	1'55.550	266,0	15:33'13.103
10	32.648	32.402	22.220	28.306	1'55.576	268,0	15:35'08.679
11	32.686	32.405	22.193	28.310	1'55.594	266,7	15:37'04.273
12	32.642	32.304	22.214	28.275	1'55.435	265,4	15:38'59.708
13	32.549	32.449	22.280	28.276	1'55.554	265,4	15:40'55.262
14	32.718	32.405	22.225	28.199	1'55.547	270,7	15:42'50.809
15	33.067	32.525	22.442	28.517	1'56.551	268,0	15:44'47.360
Race Time 28'54.520							

4° 3 R. DE ROSA (1'55.016)							
Lap	Seg.1	Seg.2	Seg.3	Seg.4	Lap Time	km/h	Local Time
1		32.856	22.264	28.238	1'59.348	270,0	15:17'52.188
2	32.633	32.380	22.192	28.246	1'55.451	272,7	15:19'47.639
3	32.687	32.299	22.353	28.320	1'55.659	277,6	15:21'43.298
4	33.408	32.439	22.024	28.312	1'56.183	274,1	15:23'39.481
5	32.662	32.259	22.077	28.356	1'55.354	266,0	15:25'34.835
6	32.682	32.160	22.011	28.163	1'55.016	272,7	15:27'29.851
7	32.723	32.306	22.024	28.134	1'55.187	272,7	15:29'25.038

8	32.745	32.227	22.029	28.203	1'55.204	270,7	15:31'20.242
9	32.739	32.187	21.957	28.335	1'55.218	267,3	15:33'15.460
10	32.528	32.215	22.018	28.278	1'55.039	267,3	15:35'10.499
11	32.755	32.237	22.019	28.378	1'55.389	265,4	15:37'05.888
12	32.677	32.328	22.088	28.368	1'55.461	264,7	15:39'01.349
13	32.686	32.328	22.080	28.324	1'55.418	266,0	15:40'56.767
14	32.758	32.366	22.196	28.250	1'55.570	270,0	15:42'52.337
15	32.956	32.502	22.228	28.518	1'56.204	268,0	15:44'48.541
Race Time 28'55.701							

5° 4 S. ODENDAAL (1'55.121)							
Lap	Seg.1	Seg.2	Seg.3	Seg.4	Lap Time	km/h	Local Time
1		32.896	22.855	28.289	2'00.611	272,0	15:17'53.451
2	32.899	32.336	22.479	28.011	1'55.725	274,1	15:19'49.176
3	32.770	32.210	21.969	28.172	1'55.121	272,0	15:21'44.297
4	32.675	32.512	22.104	28.033	1'55.324	274,8	15:23'39.621
5	32.948	32.347	22.123	28.267	1'55.685	269,3	15:25'35.306
6	32.727	32.279	22.156	28.437	1'55.599	274,1	15:27'30.905
7	32.927	32.262	22.171	28.410	1'55.770	272,0	15:29'26.675
8	32.815	32.279	22.318	28.359	1'55.771	269,3	15:31'22.446
9	32.857	32.276	22.239	28.717	1'56.089	266,0	15:33'18.535
10	32.932	32.529	22.332	28.592	1'56.385	267,3	15:35'14.920
11	33.161	32.590	22.391	28.554	1'56.696	266,0	15:37'11.616
12	33.081	32.446	22.301	28.602	1'56.430	265,4	15:39'08.046
13	32.985	32.549	22.355	28.552	1'56.441	266,0	15:41'04.487
14	32.952	32.470	22.472	28.564	1'56.458	270,0	15:43'00.945
15	33.059	32.366	22.436	28.316	1'56.177	271,4	15:44'57.122
Race Time 29'04.282							

6° 44 L. MAHIAS (1'55.184)							
Lap	Seg.1	Seg.2	Seg.3	Seg.4	Lap Time	km/h	Local Time
1		32.453	22.004	28.350	1'57.738	264,7	15:17'50.578
2	33.268	32.500	22.234	28.218	1'56.220	269,3	15:19'46.798
3	32.623	32.302	22.341	28.458	1'55.724	266,0	15:21'42.522
4	33.822	32.153	21.800	28.315	1'56.090	268,7	15:23'38.612
5	32.808	32.194	21.781	28.485	1'55.268	265,4	15:25'33.880
6	32.735	32.134	21.998	28.317	1'55.184	270,7	15:27'29.064
7	32.820	32.404	21.803	28.346	1'55.373	271,4	15:29'24.437
8	32.704	32.374	21.950	28.519	1'55.547	268,0	15:31'19.984
9	32.668	32.205	21.890	28.642	1'55.405	264,7	15:33'15.389
10	32.885	32.259	21.867	28.330	1'55.341	270,7	15:35'10.730
11	32.839	32.703	21.839	28.590	1'55.971	265,4	15:37'06.701
12	32.687	32.463	21.985	28.652	1'55.787	264,7	15:39'02.488
13	32.822	32.590	22.104	28.751	1'56.267	264,1	15:40'58.755
14	32.983	32.700	22.094	28.554	1'56.331	268,7	15:42'55.086
15	33.180	32.906	22.254	29.291	1'57.631	266,7	15:44'52.717
Race Time 28'59.877							

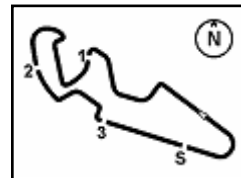
7° 81 M. GONZALEZ (1'55.205)							
Lap	Seg.1	Seg.2	Seg.3	Seg.4	Lap Time	km/h	Local Time
1		32.861	22.321	28.375	2'00.555	271,4	15:17'53.395
2	32.830	32.342	22.061	28.324	1'55.557	272,0	15:19'48.952
3	32.830	32.682	21.973	28.309	1'55.794	270,7	15:21'44.746
4	32.766	32.331	22.115	27.993	1'55.205	276,2	15:23'39.951
5	32.783	32.424	22.209	28.510	1'55.926	272,7	15:25'35.877
6	33.139	32.640	21.973	28.353	1'56.105	273,4	15:27'31.982
7	32.778	32.528	22.030	28.367	1'55.703	273,4	15:29'27.685
8	32.848	32.470	22.032	28.517	1'55.867	268,7	15:31'23.552
9	33.034	32.587	22.070	28.707	1'56.398	264,1	15:33'19.950
10	32.949	32.660	22.040	28.669	1'56.318	266,0	15:35'16.268
11	33.047	32.690	22.166	28.789	1'56.692	264,1	15:37'12.960
12	32.967	32.568	22.070	28.725	1'56.330	263,4	15:39'09.290
13	33.004	32.657	22.102	28.526	1'56.289	265,4	15:41'05.579
14	32.827	32.635	22.186	28.363	1'56.011	274,1	15:43'01.590
15	32.941	32.510	22.144	28.476	1'56.071	270,7	15:44'57.661
Race Time 29'04.821							

29/08/2020

P = Pits In/Out - C = Lap Time Cancelled

These data/results cannot be reproduced, stored and/or transmitted in whole or in part by any manner of electronic, mechanical, photocopying, recording, broadcasting or otherwise now known or herein after developed without the previous express consent by the copyright owner, except for reproduction in daily press and regular printed publications on sale to the public within 60 days of the event related to those data/results and always provided that copyright symbol appears together as follows below.

© DORNA WSBK ORGANIZATION Srl 2020



Prosecco DOC Aragon Round, 28 - 30 August 2020

Chronological Analysis Race 1

Start at 15:15'52.840

2 / 4

8° 94 C. PEROLARI (1'55.284)							
Lap	Seg.1	Seg.2	Seg.3	Seg.4	Lap Time	km/h	Local Time
1		32.680	22.741	28.212	1'59.714	270,0	15:17'52.554
2	32.579	32.320	22.134	28.251	1'55.284	275,5	15:19'47.838
3	32.695	32.421	22.172	28.132	1'55.420	280,5	15:21'43.258
4	33.252	32.374	22.065	28.469	1'56.160	267,3	15:23'39.418
5	32.964	32.476	22.394	28.420	1'56.254	270,0	15:25'35.672
6	32.926	34.496	22.156	28.426	1'58.004	271,4	15:27'33.676
7	33.087	32.890	22.359	28.375	1'56.711	273,4	15:29'30.387
8	32.817	32.695	22.293	28.421	1'56.226	269,3	15:31'26.613
9	33.034	32.369	22.192	28.431	1'56.026	266,7	15:33'22.639
10	32.982	32.497	22.336	28.541	1'56.356	267,3	15:35'18.995
11	33.320	32.632	22.459	29.165	1'57.576	262,1	15:37'16.571
12	33.328	32.995	22.386	28.771	1'57.480	263,4	15:39'14.051
13	33.291	32.869	22.554	28.817	1'57.531	264,7	15:41'11.582
14	33.282	33.027	22.494	28.591	1'57.394	269,3	15:43'08.976
15	33.521	33.054	22.676	28.775	1'58.026	266,7	15:45'07.002
Race Time 29'14.162							

9° 32 I. VIÑALES (1'55.387)							
Lap	Seg.1	Seg.2	Seg.3	Seg.4	Lap Time	km/h	Local Time
1		32.513	22.108	28.071	1'58.496	275,5	15:17'51.336
2	32.668	32.491	22.290	27.938	1'55.387	274,1	15:19'46.723
3	32.916	32.356	22.308	28.260	1'55.840	273,4	15:21'42.563
4	38.031	32.453	22.049	28.341	2'00.874	271,4	15:23'43.437
5	32.931	32.319	22.046	28.320	1'55.616	270,7	15:25'39.053
6	32.937	32.251	22.079	28.283	1'55.550	276,9	15:27'34.603
7	32.913	32.481	22.423	28.241	1'56.058	276,2	15:29'30.661
8	33.000	32.357	22.311	28.254	1'55.922	277,6	15:31'26.583
9	32.830	32.318	21.942	28.357	1'55.447	270,7	15:33'22.030
10	32.805	32.335	21.943	28.549	1'55.632	268,7	15:35'17.662
11	32.929	32.467	22.022	28.439	1'55.857	268,0	15:37'13.519
12	32.755	32.338	22.167	28.437	1'55.697	269,3	15:39'09.216
13	32.836	32.349	22.030	28.431	1'55.646	268,7	15:41'04.862
14	32.885	32.456	22.338	28.370	1'56.049	276,2	15:43'00.911
15	32.935	32.476	22.150	28.662	1'56.223	268,7	15:44'57.134
Race Time 29'04.294							

10° 61 C. ÖNCÜ (1'55.468)							
Lap	Seg.1	Seg.2	Seg.3	Seg.4	Lap Time	km/h	Local Time
1		32.750	22.252	28.643	1'59.997	270,7	15:17'52.837
2	32.757	32.356	22.042	28.313	1'55.468	268,7	15:19'48.305
3	32.681	32.497	22.023	28.307	1'55.508	268,7	15:21'43.813
4	33.068	32.740	25.851	28.412	2'00.071	268,7	15:23'43.884
5	32.824	32.532	22.304	28.685	1'56.345	263,4	15:25'40.229
6	33.170	32.773	22.381	29.001	1'57.325	270,7	15:27'37.554
7	33.151	32.668	22.478	28.401	1'56.698	275,5	15:29'34.252
8	33.090	32.742	22.603	28.409	1'56.844	270,0	15:31'31.096
9	33.422	32.923	22.344	28.951	1'57.640	264,1	15:33'28.736
10	32.941	32.907	22.367	28.692	1'56.907	266,0	15:35'25.643
11	33.057	32.716	22.387	28.677	1'56.837	264,1	15:37'22.480
12	33.150	32.868	22.403	28.822	1'57.243	260,2	15:39'19.723
13	33.077	32.747	22.448	28.710	1'56.982	261,5	15:41'16.705
14	33.392	32.680	22.440	28.740	1'57.252	265,4	15:43'13.957
15	33.886	32.551	22.445	28.653	1'57.535	269,3	15:45'11.492
Race Time 29'18.652							

RET 38 H. SOOMER (1'55.556)							
Lap	Seg.1	Seg.2	Seg.3	Seg.4	Lap Time	km/h	Local Time
1		32.550	22.058	28.428	1'58.682	272,0	15:17'51.522
2	32.685	32.561	22.204	28.106	1'55.556	272,7	15:19'47.078
3	32.801	32.532	22.211	28.387	1'55.931	272,7	15:21'43.009
4	33.503	32.928	22.358	28.106	1'56.895	274,8	15:23'39.904
5	32.988	32.482	22.173	28.317	1'55.960	275,5	15:25'35.864
6	32.903	47.795	23.418	28.646	2'12.762	270,0	15:27'48.626
7	33.143	32.695	22.184	28.498	1'56.520	271,4	15:29'45.146

8	32.843	32.501	22.164	28.327	1'55.835	270,0	15:31'40.981
9	32.793	32.453	22.287	28.600	1'56.133	270,7	15:33'37.114
10	32.823	32.965	22.604	28.564	1'56.956	272,0	15:35'34.070
11	33.962	32.585	43.157	42.447	2'32.151P	194,2	15:38'06.221
Race Time 22'13.381							

12° 12 A. RUIZ CARRANZA (1'55.767)							
Lap	Seg.1	Seg.2	Seg.3	Seg.4	Lap Time	km/h	Local Time
1		32.940	22.745	28.178	2'00.686	268,0	15:17'53.526
2	33.101	32.640	22.590	28.088	1'56.419	276,2	15:19'49.945
3	33.356	32.620	22.139	28.012	1'56.127	273,4	15:21'46.072
4	33.213	32.447	22.278	28.081	1'56.019	275,5	15:23'42.091
5	33.201	32.534	22.194	28.145	1'56.074	270,7	15:25'38.165
6	33.008	32.552	22.217	27.990	1'55.767	277,6	15:27'33.932
7	33.200	32.676	22.422	28.184	1'56.482	280,5	15:29'30.414
8	33.024	32.723	22.379	30.293	1'58.419	279,8	15:31'28.833
9	33.462	32.901	22.400	28.541	1'57.304	267,3	15:33'26.137
10	33.177	32.900	23.852	28.394	1'58.323	268,0	15:35'24.460
11	33.508	32.929	22.587	28.439	1'57.463	267,3	15:37'21.923
12	33.480	33.037	22.768	28.327	1'57.612	268,7	15:39'19.535
13	33.608	32.662	22.410	28.245	1'56.925	268,0	15:41'16.460
14	33.242	32.750	23.379	28.235	1'57.606	276,9	15:43'14.066
15	33.374	32.616	22.316	28.074	1'56.380	270,7	15:45'10.446
Race Time 29'17.606							

RET 56 P. SEBESTYEN (1'55.794)							
Lap	Seg.1	Seg.2	Seg.3	Seg.4	Lap Time	km/h	Local Time
1		32.899	22.690	28.388	2'00.409	270,0	15:17'53.249
2	32.750	32.435	22.547	28.062	1'55.794	272,7	15:19'49.043
3	33.219	32.404	22.240	28.337	1'56.200	271,4	15:21'45.243
Race Time 5'52.403							

14° 99 D. WEBB (1'55.814)							
Lap	Seg.1	Seg.2	Seg.3	Seg.4	Lap Time	km/h	Local Time
1		33.316	22.679	28.235	2'00.896	273,4	15:17'53.736
2	33.081	32.518	22.251	28.481	1'56.331	272,0	15:19'50.067
3	33.004	32.342	22.366	28.243	1'55.955	270,0	15:21'46.022
4	33.048	32.411	22.251	28.221	1'55.931	270,0	15:23'41.953
5	32.845	32.529	22.277	28.336	1'55.987	266,7	15:25'37.940
6	32.877	32.534	22.287	28.145	1'55.843	274,8	15:27'33.783
7	33.151	32.419	22.237	28.299	1'56.106	272,7	15:29'29.889
8	32.880	32.382	22.176	28.376	1'55.814	269,3	15:31'25.703
9	32.993	32.404	22.216	28.606	1'56.219	266,0	15:33'21.922
10	33.125	32.430	22.117	28.340	1'56.012	270,7	15:35'17.934
11	32.899	32.495	22.275	28.371	1'56.040	268,7	15:37'13.974
12	32.895	32.410	22.221	28.296	1'55.822	268,7	15:39'09.796
13	32.929	32.485	22.371	28.294	1'56.079	268,7	15:41'05.875
14	32.907	32.451	22.336	28.200	1'55.894	276,2	15:43'01.769
15	32.991	32.466	22.247	28.303	1'56.007	276,2	15:44'57.776
Race Time 29'04.936							

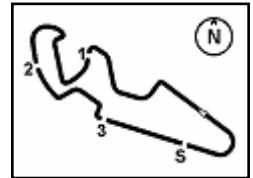
RET 43 S. VALTULINI (1'55.872)							
Lap	Seg.1	Seg.2	Seg.3	Seg.4	Lap Time	km/h	Local Time
1		33.606	22.892	28.473	2'03.860	274,1	15:17'56.700
2	33.525	32.596	22.436	28.334	1'56.891	278,4	15:19'53.591
3	33.644	32.605	22.288	28.253	1'56.790	272,7	15:21'50.381
4	33.009	32.543	22.199	28.121	1'55.872	278,4	15:23'46.253
5	33.288	32.847	22.310	28.358	1'56.803	268,7	15:25'43.056
6	33.343	32.617	22.298	2'09.338	3'37.596P	274,1	15:29'20.652
Race Time 13'27.812							

16° 22 F. FULIGNI (1'56.058)							
Lap	Seg.1	Seg.2	Seg.3	Seg.4	Lap Time	km/h	Local Time
1		33.319	22.551	28.415	2'02.248	272,0	15:17'55.088
2	33.394	32.738	22.446	28.295	1'56.873	274,8	15:19'51.961
3	33.195	32.639	22.303	28.406	1'56.543	267,3	15:21'48.504
4	33.200	32.619	22.202	28.349	1'56.370	268,7	15:23'44.874

29/08/2020 P = Pits In/Out - C = Lap Time Cancelled

These data/results cannot be reproduced, stored and/or transmitted in whole or in part by any manner of electronic, mechanical, photocopying, recording, broadcasting or otherwise now known or herein after developed without the previous express consent by the copyright owner, except for reproduction in daily press and regular printed publications on sale to the public within 60 days of the event related to those data/results and always provided that copyright symbol appears together as follows below.

© DORNA WSBK ORGANIZATION Srl 2020



Prosecco DOC Aragon Round, 28 - 30 August 2020

Chronological Analysis Race 1

MotorLand Aragon 5.077 m

Start at 15:15'52.840

3 / 4

Lap	Seg.1	Seg.2	Seg.3	Seg.4	Lap Time	km/h	Local Time
5	32.860	32.673	22.147	28.378	1'56.058	266,0	15:25'40.932
6	32.879	32.659	22.298	28.580	1'56.416	272,0	15:27'37.348
7	33.099	32.801	22.350	28.516	1'56.766	268,7	15:29'34.114
8	33.024	32.738	22.521	28.586	1'56.869	266,0	15:31'30.983
9	33.291	32.888	22.397	28.680	1'57.256	263,4	15:33'28.239
10	33.057	32.961	22.458	28.677	1'57.153	264,7	15:35'25.392
11	33.141	32.753	22.763	28.494	1'57.151	272,0	15:37'22.543
12	33.320	32.819	22.726	28.543	1'57.408	266,0	15:39'19.951
13	33.493	32.893	22.308	28.444	1'57.138	268,0	15:41'17.089
14	33.207	32.786	22.446	28.458	1'56.897	272,7	15:43'13.986
15	33.201	32.704	22.352	28.550	1'56.807	264,1	15:45'10.793
Race Time 29'17.953							

21° 83 L. EPIS (1'56.715)							
RET	Lap	Seg.1	Seg.2	Seg.3	Seg.4	Lap Time	Local Time
	1		33.186	22.579	28.226	2'01.204	15:17'54.044
	2	33.027	32.871	22.444	28.373	1'56.715	15:19'50.759
	3	33.199	32.880	22.437	29.009	1'57.525	15:21'48.284
	4	33.163	32.813	22.794	28.896	1'57.666	15:23'45.950
Race Time 7'53.110							

18° 52 P. HOBELSBERGER (1'56.752)							
Lap	Seg.1	Seg.2	Seg.3	Seg.4	Lap Time	km/h	Local Time
1		33.296	23.446	28.557	2'03.553	268,7	15:17'56.393
2	33.504	32.843	22.846	28.217	1'57.410	272,0	15:19'53.803
3	33.903	32.711	22.368	28.712	1'57.694	266,7	15:21'51.497
4	33.044	32.777	22.365	28.566	1'56.752	268,7	15:23'48.249
5	33.135	32.783	22.670	28.695	1'57.283	265,4	15:25'45.532
6	33.500	32.887	22.557	28.654	1'57.598	270,7	15:27'43.130
7	33.155	32.849	22.521	28.476	1'57.001	272,7	15:29'40.131
8	33.274	33.347	22.740	28.598	1'57.959	270,7	15:31'38.090
9	33.534	33.183	22.929	28.657	1'58.303	267,3	15:33'36.393
10	35.083	32.932	22.453	28.898	1'59.366	264,7	15:35'35.759
11	33.291	33.016	22.474	28.762	1'57.543	266,7	15:37'33.302
12	33.192	32.880	22.806	28.392	1'57.270	270,7	15:39'30.572
13	33.922	32.901	22.526	28.694	1'58.043	268,0	15:41'28.615
14	33.259	32.903	22.601	28.441	1'57.204	274,8	15:43'25.819
15	33.476	33.170	22.694	28.560	1'57.900	272,0	15:45'23.719
Race Time 29'30.879							

19° 78 H. OKUBO (1'56.781)							
Lap	Seg.1	Seg.2	Seg.3	Seg.4	Lap Time	km/h	Local Time
1		33.462	22.565	28.504	2'02.066	274,1	15:17'54.906
2	33.161	32.799	22.369	28.575	1'56.904	271,4	15:19'51.810
3	33.151	33.069	22.331	28.769	1'57.320	266,7	15:21'49.130
4	33.105	32.771	22.334	28.571	1'56.781	274,8	15:23'45.911
5	33.514	32.941	22.711	28.699	1'57.865	266,7	15:25'43.776
6	33.366	32.997	22.496	28.779	1'57.638	270,7	15:27'41.414
7	33.629	33.157	22.389	28.773	1'57.948	268,7	15:29'39.362
8	33.659	33.572	22.563	28.557	1'58.351	271,4	15:31'37.713
9	33.626	33.019	22.440	28.830	1'57.915	270,0	15:33'35.628
10	33.327	33.110	22.805	29.063	1'58.305	267,3	15:35'33.933
11	33.903	33.252	22.544	28.703	1'58.402	266,0	15:37'32.335
12	33.464	33.217	22.723	28.563	1'57.967	267,3	15:39'30.302
13	33.584	32.962	22.396	28.786	1'57.728	265,4	15:41'28.030
14	33.406	33.018	22.363	28.557	1'57.344	272,7	15:43'25.374
15	33.577	32.807	22.499	30.463	1'59.346	269,3	15:45'24.720
Race Time 29'31.880							

20° 9 G. HENDRA PRATAMA (1'56.893)							
Lap	Seg.1	Seg.2	Seg.3	Seg.4	Lap Time	km/h	Local Time
1		33.464	22.801	28.274	2'02.527	273,4	15:17'55.367
2	33.279	32.929	22.298	28.387	1'56.893	275,5	15:19'52.260
3	33.370	33.004	22.498	28.564	1'57.436	275,5	15:21'49.696
4	33.289	32.919	22.627	28.395	1'57.230	274,1	15:23'46.926
5	33.272	33.039	22.510	28.583	1'57.404	272,7	15:25'44.330
6	33.403	33.034	22.540	28.533	1'57.510	273,4	15:27'41.840

21° 84 L. CRESSON (1'56.923)								
Lap	Seg.1	Seg.2	Seg.3	Seg.4	Lap Time	km/h	Local Time	
1			33.368	22.870	28.655	2'03.326	265,4	15:17'56.166
2	33.275	32.843	22.722	28.550	1'57.390	266,7	15:19'53.556	
3	34.230	32.920	22.581	28.773	1'58.504	264,7	15:21'52.060	
4	33.351	32.883	22.535	28.612	1'57.381	266,7	15:23'49.441	
5	33.445	32.877	22.554	28.835	1'57.711	260,2	15:25'47.152	
6	33.479	32.749	22.449	28.583	1'57.260	268,0	15:27'44.412	
7	33.253	32.854	22.463	28.507	1'57.077	268,0	15:29'41.489	
8	33.277	32.743	22.412	28.491	1'56.923	268,7	15:31'38.412	
9	33.386	33.122	22.524	28.574	1'57.606	266,0	15:33'36.018	
10	33.468	33.013	22.581	28.724	1'57.786	268,7	15:35'33.804	
11	33.673	32.987	22.647	28.634	1'57.941	265,4	15:37'31.745	
12	33.792	32.879	22.373	28.895	1'57.939	259,0	15:39'29.684	
13	33.423	32.945	22.510	28.830	1'57.708	261,5	15:41'27.392	
14	33.411	33.072	22.462	28.847	1'57.792	264,7	15:43'25.184	
15	33.525	32.901	22.492	42.980	2'11.898	266,7	15:45'37.082	
Race Time 29'44.242								

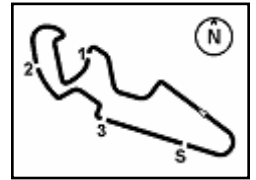
22° 6 M. HERRERA (1'56.948)								
Lap	Seg.1	Seg.2	Seg.3	Seg.4	Lap Time	km/h	Local Time	
1			33.702	22.946	28.643	2'03.794	268,0	15:17'56.634
2	33.940	33.120	22.435	28.520	1'58.015	272,7	15:19'54.649	
3	33.466	33.092	22.476	28.654	1'57.688	270,7	15:21'52.337	
4	33.362	32.934	22.450	28.430	1'57.176	274,1	15:23'49.513	
5	33.624	32.868	22.489	28.587	1'57.568	264,1	15:25'47.081	
6	33.860	33.031	22.499	28.585	1'57.975	274,1	15:27'45.056	
7	33.412	32.885	22.418	28.460	1'57.175	274,1	15:29'42.231	
8	33.260	32.832	22.301	28.555	1'56.948	272,7	15:31'39.179	
9	33.193	32.959	22.559	28.355	1'57.066	270,7	15:33'36.245	
10	33.484	33.144	22.940	28.674	1'58.242	272,0	15:35'34.487	
11	33.803	33.048	22.469	28.674	1'57.994	270,7	15:37'32.481	
12	33.567	33.132	22.716	28.490	1'57.905	270,7	15:39'30.386	
13	33.670	32.937	22.413	28.544	1'57.564	271,4	15:41'27.950	
14	33.701	32.926	22.493	28.530	1'57.650	272,7	15:43'25.600	
15	33.502	33.113	22.569	28.870	1'58.054	271,4	15:45'23.654	
Race Time 29'30.814								

23° 47 A. BASSANI (1'56.990)								
Lap	Seg.1	Seg.2	Seg.3	Seg.4	Lap Time	km/h	Local Time	
1			33.108	22.606	28.650	2'02.008	268,7	15:17'54.848
2	33.441	32.771	22.392	28.431	1'57.035	274,8	15:19'51.883	
3	33.566	33.063	22.392	28.635	1'57.656	269,3	15:21'49.539	
4	33.123	32.748	22.485	28.634	1'56.990	271,4	15:23'46.529	
5	33.437	33.086	22.475	28.916	1'57.914	265,4	15:25'44.443	
6	33.578	32.994	22.620	28.780	1'57.972	274,1	15:27'42.415	
7	33.350	32.859	22.586	28.377	1'57.172	271,4	15:29'39.587	
8	33.648	32.991	22.534	28.662	1'57.835	272,7	15:31'37.422	
9	33.560	32.964	22.596	28.973	1'58.093	262,8	15:33'35.515	
10	33.656	32.986	22.414	28.855	1'57.911	264,7	15:35'33.426	
11	37.215	33.438	22.582	28.829	2'02.064	264,1	15:37'35.490	
12	33.611	32.987	22.850	29.017	1'58.465	261,5	15:39'33.955	
13	33.520	33.188	22.724	28.816	1'58.248	266,0	15:41'32.203	
14	33.647	33.151	22.531	28.690	1'58.019	270,7	15:43'30.222	
15	33.784	33.148	22.724	28.878	1'58.534	266,0	15:45'28.756	

29/08/2020 P = Pits In/Out - C = Lap Time Cancelled

These data/results cannot be reproduced, stored and/or transmitted in whole or in part by any manner of electronic, mechanical, photocopying, recording, broadcasting or otherwise now known or herein after developed without the previous express consent by the copyright owner, except for reproduction in daily press and regular printed publications on sale to the public within 60 days of the event related to those data/results and always provided that copyright symbol appears together as follows below.

© DORNA WSBK ORGANIZATION Srl 2020



Prosecco DOC Aragon Round, 28 - 30 August 2020

Chronological Analysis Race 1

Start at 15:15'52.840

Race Time 29'35.916

24° 25 A. VERDOÏA (1'58.136)							
Lap	Seg.1	Seg.2	Seg.3	Seg.4	Lap Time	km/h	Local Time
1		34.056	23.149	28.936	2'04.962	264,7	15:17'57.802
2	33.603	33.208	22.688	28.637	1'58.136	267,3	15:19'55.938
3	33.614	33.274	22.487	29.246	1'58.621	260,9	15:21'54.559
4	33.709	33.296	22.854	29.135	1'58.994	261,5	15:23'53.553
5	33.870	33.411	23.389	29.093	1'59.763	262,8	15:25'53.316
6	33.730	33.240	22.936	28.932	1'58.838	268,0	15:27'52.154
7	33.728	33.071	22.756	28.804	1'58.359	269,3	15:29'50.513
8	33.836	33.255	22.818	28.967	1'58.876	265,4	15:31'49.389
9	33.939	33.475	22.743	29.086	1'59.243	262,8	15:33'48.632
10	33.755	33.343	22.734	29.275	1'59.107	263,4	15:35'47.739
11	33.591	33.241	22.609	29.096	1'58.537	264,1	15:37'46.276
12	33.617	32.979	22.556	29.058	1'58.210	264,7	15:39'44.486
13	33.704	33.123	22.553	29.168	1'58.548	260,2	15:41'43.034
14	33.735	33.392	22.751	29.083	1'58.961	265,4	15:43'41.995
15	34.037	33.326	23.006	29.129	1'59.498	264,7	15:45'41.493

Race Time 29'48.653

25° 2 L. MONTELLA (1'58.218)							
Lap	Seg.1	Seg.2	Seg.3	Seg.4	Lap Time	km/h	Local Time
1		33.693	23.194	28.875	2'04.445	268,7	15:17'57.285
2	33.837	33.213	22.677	28.944	1'58.671	269,3	15:19'55.956
3	33.948	32.980	22.831	29.105	1'58.864	267,3	15:21'54.820
4	33.647	33.125	22.993	28.974	1'58.739	270,7	15:23'53.559
5	34.067	33.293	22.654	29.421	1'59.435	262,1	15:25'52.994
6	33.638	33.047	22.684	29.151	1'58.520	268,0	15:27'51.514
7	33.682	33.197	22.752	29.073	1'58.704	268,0	15:29'50.218
8	33.718	33.211	22.613	29.301	1'58.843	264,7	15:31'49.061
9	33.788	33.491	22.741	29.345	1'59.365	261,5	15:33'48.426
10	33.708	33.287	22.652	29.286	1'58.933	264,1	15:35'47.359
11	33.509	33.193	22.521	29.322	1'58.545	262,8	15:37'45.904
12	33.559	32.983	22.554	29.193	1'58.289	264,1	15:39'44.193
13	33.731	33.133	26.711	29.456	2'03.031	262,8	15:41'47.224
14	33.465	33.036	22.726	29.184	1'58.411	270,0	15:43'45.635
15	33.541	32.964	22.553	29.160	1'58.218	268,0	15:45'43.853

Race Time 29'51.013

29/08/2020

P = Pits In/Out - C = Lap Time Cancelled

These data/results cannot be reproduced, stored and/or transmitted in whole or in part by any manner of electronic, mechanical, photocopying, recording, broadcasting or otherwise now known or herein after developed without the previous express consent by the copyright owner, except for reproduction in daily press and regular printed publications on sale to the public within 60 days of the event related to those data/results and always provided that copyright symbol appears together as follows below.

© DORNA WSBK ORGANIZATION Srl 2020



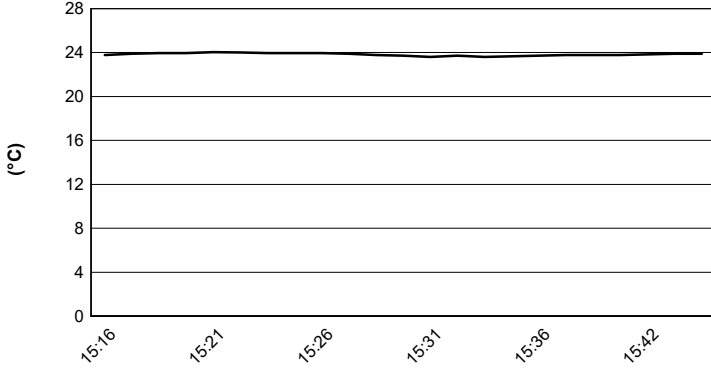
Prosecco DOC Aragon Round, 28 - 30 August 2020

Weather Report Race 1

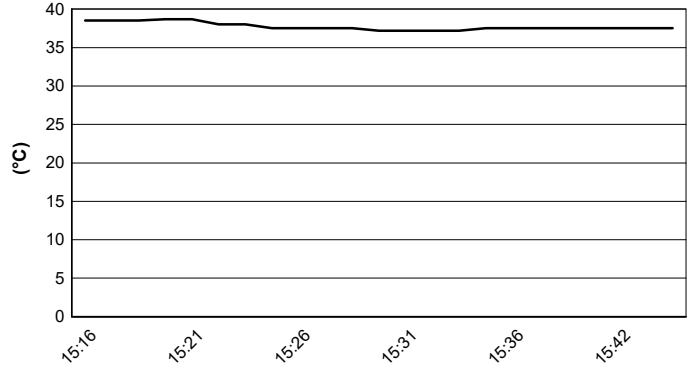
Session started 15:16 - Session ended 15:45

MotorLand Aragon 5.077 m

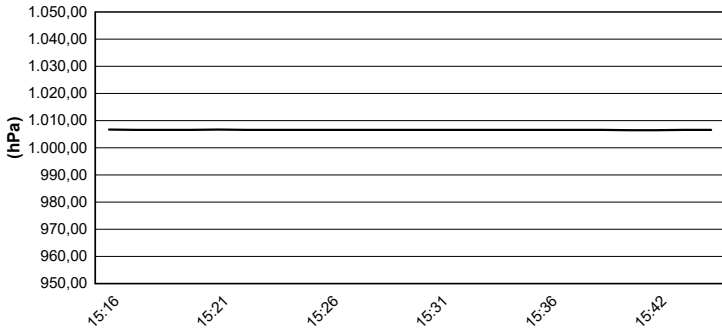
Air Temperature



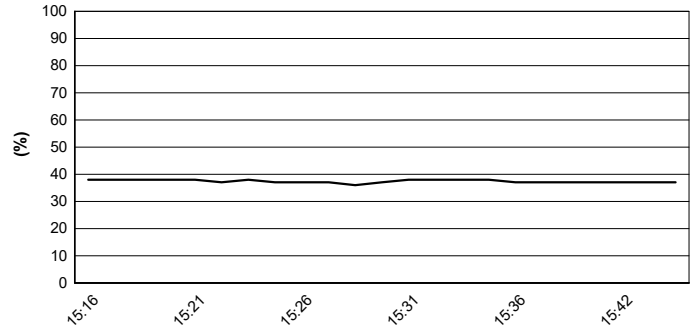
Track Temperature



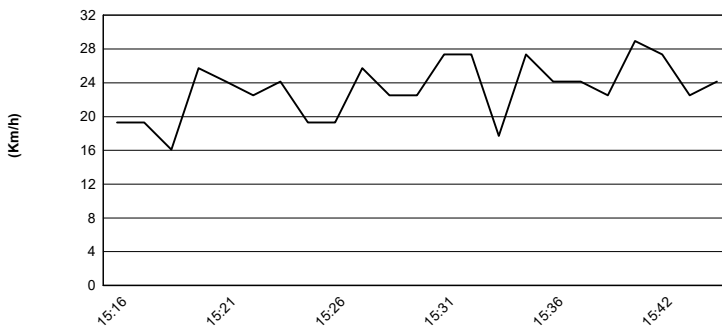
Air Pressure



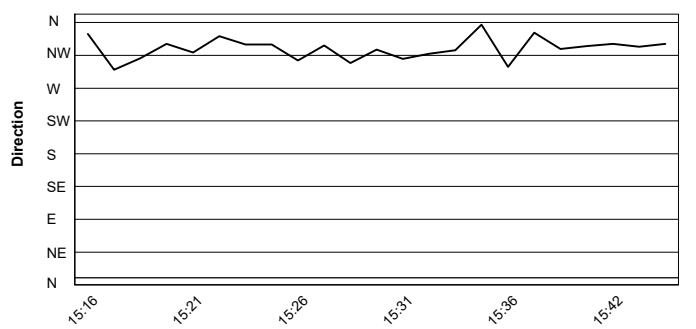
Humidity



Wind Speed



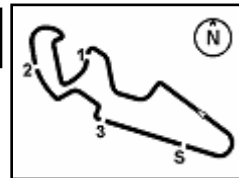
Wind Direction



29/08/2020

These data/results cannot be reproduced, stored and/or transmitted in whole or in part by any manner of electronic, mechanical, photocopying, recording, broadcasting or otherwise now known or herein after developed without the previous express consent by the copyright owner, except for reproduction in daily press and regular printed publications on sale to the public within 60 days of the event related to those data/results and always provided that copyright symbol appears together as follows below.

© DORNA WSBK ORGANIZATION Srl 2020



Prosecco DOC Aragon Round, 28 - 30 August 2020 Manufacturers Standings

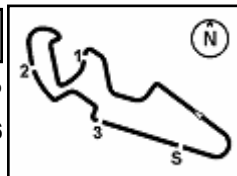
Rank	Manufacturer	Points	Points From First	Points From Previous	March 1	August 2	August 9	August 30	September 6	September 20	October 4	October 18						
					PHILLIP ISLAND	JEREZ	PORTIMÃO	ARAGON	TERUEL	BARCELONA	MAGNY-COURS	ESTORIL						
1	YAMAHA	150			25 1 1	25 25 1 1	25 25 1 1	25 1										
2	KAWASAKI	92	58		13 2 2	16 16 2 2	20 11 2 2	16 2										
3	MV AGUSTA	55	95	37		11 11 3 3	16 4 3 3	13 3										
4	HONDA	6	144	49	5 3 3	4 4	4 4	1 4										

29/08/2020 First Line: Championship Standings - Second Line: Ranking Progression

These data/results cannot be reproduced, stored and/or transmitted in whole or in part by any manner of electronic, mechanical, photocopying, recording, broadcasting or otherwise now known or herein after developed without the previous express consent by the copyright owner, except for reproduction in daily press and regular printed publications on sale to the public within 60 days of the event related to those data/results and always provided that copyright symbol appears together as follows below.

© DORNA WSBK ORGANIZATION Srl 2020





Prosecco DOC Aragon Round, 28 - 30 August 2020

Best Lap & Speed

MotorLand Aragon 5.077 m

No.	Rider Bike	Nat	Best Lap		FP1		FP2		FP3		SP		RC1	
			LL	SPD	LL	SPD	LL	SPD	LL	SPD	LL	SPD	LL	SPD
1	55 A. LOCATELLI Yamaha YZF R6	ITA	1'53.205	60 278,3	1'54.588	14 267,9	1'54.308	16 270,0	1'54.357	7 275,5	1'53.205	8 276,2	1'54.191	15 278,3
2	5 P. OETTL Kawasaki ZX-6R	GER	1'53.521	64 275,5	1'55.520	16 263,4	1'56.274	17 274,1	1'54.339	8 273,4	1'53.521	8 275,5	1'54.798	15 273,4
3	44 L. MAHIAS Kawasaki ZX-6R	FRA	1'53.850	60 273,4	1'56.211	15 266,6	1'56.153	15 263,4	1'55.071	9 273,4	1'53.850	6 271,3	1'55.184	15 271,3
4	16 J. CLUZEL Yamaha YZF R6	FRA	1'53.965	59 279,7	1'55.231	16 264,0	1'54.987	12 267,3	1'54.305	8 276,9	1'53.965	8 279,7	1'54.664	15 277,6
5	38 H. SOOMER Yamaha YZF R6	EST	1'54.063	53 275,5	1'55.149	14 266,0	1'55.359	15 267,9	1'55.216	3 272,7	1'54.063	10 272,0	1'55.556	11 275,5
6	3 R. DE ROSA MV Agusta F3 675	ITA	1'54.147	61 277,6	1'55.633	15 262,7	1'55.774	15 266,6	1'54.689	6 276,2	1'54.147	10 276,2	1'55.016	15 277,6
7	32 I. VIÑALES Yamaha YZF R6	ESP	1'54.416	65 277,6	1'55.229	17 264,7	1'55.940	15 266,6	1'55.274	10 276,2	1'54.416	8 276,9	1'55.387	15 277,6
8	4 S. ODENDAAL Yamaha YZF R6	RSA	1'54.451	64 276,2	1'56.703	14 265,3	1'56.598	16 269,3	1'55.615	10 274,1	1'54.451	9 276,2	1'55.121	15 274,8
9	56 P. SEBESTYEN Yamaha YZF R6	HUN	1'54.794	52 274,1	1'56.651	16 263,4	1'56.643	15 264,7	1'55.603	9 274,1	1'54.794	9 273,4	1'55.794	3 272,7
10	81 M. GONZALEZ Kawasaki ZX-6R	ESP	1'54.869	62 276,2	1'55.999	15 265,3	1'56.660	16 269,3	1'55.791	8 272,7	1'54.869	8 274,8	1'55.205	15 276,2
11	94 C. PEROLARI Yamaha YZF R6	FRA	1'54.965	57 280,5	1'56.492	14 263,4	1'56.355	13 266,0	1'55.311	8 271,3	1'54.965	7 270,6	1'55.284	15 280,5
12	61 C. ÖNCÜ Kawasaki ZX-6R	TUR	1'54.970	55 275,5	1'57.398	16 264,0	1'56.933	10 264,0	1'56.478	8 274,8	1'54.970	6 275,5	1'55.468	15 275,5
13	99 D. WEBB Yamaha YZF R6	GBR	1'55.013	64 276,2	1'56.535	16 266,6	1'56.331	16 272,7	1'55.971	8 275,5	1'55.013	9 275,5	1'55.814	15 276,2
14	22 F. FULIGNI MV Agusta F3 675	ITA	1'55.195	61 276,2	1'58.343	13 263,4	1'57.586	16 260,2	1'56.629	8 267,9	1'55.195	9 276,2	1'56.058	15 274,8
15	12 A. RUIZ CARRANZA Yamaha YZF R6	ESP	1'55.525	62 280,5	1'57.359	15 267,9	1'56.729	16 266,0	1'56.206	8 275,5	1'55.525	8 272,7	1'55.767	15 280,5
16	47 A. BASSANI Yamaha YZF R6	ITA	1'55.628	54 274,8	1'56.853	15 264,0	1'56.981	16 266,6	1'58.527	3 268,6	1'55.628	5 273,4	1'56.990	15 274,8
17	78 H. OKUBO Honda CBR600RR	JPN	1'55.638	53 274,8	1'56.430	9 266,6	1'56.573	15 265,3	1'56.098	6 274,1	1'55.638	8 270,6	1'56.781	15 274,8
18	43 S. VALTULINI Kawasaki ZX-6R	ITA	1'55.872	47 279,0	1'58.993	14 266,0	1'57.424	17 271,3	1'56.291	10 279,0			1'55.872	6 278,3
19	52 P. HOBELSBERGER Honda CBR600RR	GER	1'56.082	60 274,8	1'58.343	14 264,0	1'58.228	15 262,7	1'56.971	8 270,6	1'56.082	8 269,3	1'56.752	15 274,8
20	83 L. EPIS Yamaha YZF R6	AUS	1'56.313	41 270,6	1'58.990	9 258,9	1'57.824	11 262,1	1'57.231	8 265,3	1'56.313	9 267,9	1'56.715	4 270,6
21	9 G. HENDRA PRATAMA Yamaha YZF R6	INA	1'56.445	28 275,5	2'09.102	1 254,1			1'57.982	7 270,0	1'56.445	5 273,4	1'56.893	15 275,5
22	84 L. CRESSON Yamaha YZF R6	BEL	1'56.923	60 268,6	1'59.011	16 255,9	1'58.284	15 262,1	1'57.881	9 267,9	1'57.803	5 268,6	1'56.923	15 268,6
23	6 M. HERRERA Yamaha YZF R6	ESP	1'56.948	62 274,1	1'58.744	14 267,3	1'58.154	15 266,6	1'58.682	8 272,7	1'57.163	10 271,3	1'56.948	15 274,1
24	25 A. VERDOÏA Yamaha YZF R6	FRA	1'57.920	35 274,1	2'02.985	6 258,9	1'59.161	4 258,9	1'57.920	6 268,6	1'58.270	4 274,1	1'58.136	15 269,3
25	2 L. MONTELLA Yamaha YZF R6	ITA	1'58.055	61 270,6	2'01.196	16 262,1	2'00.146	14 260,8	2'00.024	8 267,3	1'58.055	8 267,3	1'58.218	15 270,6

29/08/2020

These data/results cannot be reproduced, stored and/or transmitted in whole or in part by any manner of electronic, mechanical, photocopying, recording, broadcasting or otherwise now known or herein after developed without the previous express consent by the copyright owner, except for reproduction in daily press and regular printed publications on sale to the public within 60 days of the event related to those data/results and always provided that copyright symbol appears together as follows below.

© DORNA WSBK ORGANIZATION Srl 2020

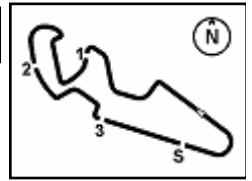
FICR PERUGIA TIMING



Official Tyre Supplier



Official Timekeeper



Prosecco DOC Aragon Round, 28 - 30 August 2020
Pirelli Best Lap Award

Points	Points From First	Points From Previous	March 1	August 2	August 9	August 30	September 6	September 20	October 4	October 18							
			PHILLIP ISLAND	JEREZ	PORTIMÃO	ARAGON	TERUEL	BARCELONA	MAGNY-COURS	ESTORIL							
1 LOCATELLI Andrea (ITA)	6		1	1 1	1 1	1											

29/08/2020

These data/results cannot be reproduced, stored and/or transmitted in whole or in part by any manner of electronic, mechanical, photocopying, recording, broadcasting or otherwise now known or herein after developed without the previous express consent by the copyright owner, except for reproduction in daily press and regular printed publications on sale to the public within 60 days of the event related to those data/results and always provided that copyright symbol appears together as follows below.

© DORNA WSBK ORGANIZATION Srl 2020

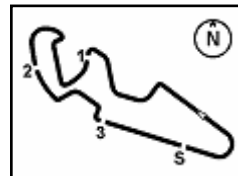
FKR PERUGIA TIMING



Official Tyre Supplier



Official Timekeeper



Prosecco DOC Aragon Round, 28 - 30 August 2020 Championship Standings

Points	Points From First	Points From Previous	March 1	August 2	August 9	August 30	September 6	September 20	October 4	October 18								
			PHILLIP ISLAND	JEREZ	PORTIMÃO	ARAGON	TERUEL	BARCELONA	MAGNY-COURS	ESTORIL								
1 LOCATELLI Andrea (ITA)	150		25 1 1	25 25 1 1	25 25 1 1	25 1												
2 CLUZEL Jules (FRA)	110 40		20 2 2	20 20 2 2	10 20 2 2	20 2												
3 MAHIAS Lucas (FRA)	73 77 37		13 4 4	13 16 3 3	20 3 3	11 3												
4 OETTL Philipp (GER)	65 85 8			16 13 8 5	9 11 5 5	16 4												
5 PEROLARI Corentin (FRA)	63 87 2		16 3 3	9 10 4 4	13 9 4 4	6 5												
6 ODENDAAL Steven (RSA)	59 91 4		10 6 6	10 8 5 6	8 13 7 5	10 6												
7 DE ROSA Raffaele (ITA)	55 95 4			11 11 10 9	16 4 5 8	13 7												
8 VIÑALES Isaac (ESP)	53 97 2		8 8 8	9 12 11	11 16 10 7	9 8												
9 GONZALEZ Manuel (ESP)	47 103 6		9 7 7	8 6 6 8	6 10 9 9	8 9												
10 SOOMER Hannes (EST)	39 111 8		11 5 5	6 7 6 7	7 8 8 9	8 10												
11 ÖNCÜ Can Alexander (TUR)	27 123 12		7 9 9	7 4 9 10	6 12 11	3 11												
12 WEBB Danny (GBR)	27 123 0		6 10 10	4 5 11 12	5 11 12	7 11												
13 RUIZ CARRANZA Alejandro (ESP)	13 137 14			5 3 13 13	13 15 13	5 13												
14 SEBESTYEN Peter (HUN)	13 137 0		4 12 12	15 16	4 5 13 13	13												
15 PONS Miquel (ESP)	9 141 4				2 7 20 14	15												
16 FULIGNI Federico (ITA)	9 141 0			3 2 16 14	15 17	4 15												
17 HOBELSBERGER Patrick (GER)	6 144 3		5 11 11	13 14	15 17	1 17												
18 CRESSON Loris (BEL)	6 144 0		1 15 15	2 16 18	1 2 17 16	17												
19 VERDOÏA Andy (FRA)	4 146 2		3 13 13	1 16 16	17 19	19												
20 MANFREDI Kevin (ITA)	3 147 1				3 20	20												
21 BASSANI Axel (ITA)	3 147 0				3 19 20	20												
22 HERRERA Maria (ESP)	2 148 1					2 22												
23 VAN SIKKELERUS Jaimie (NED)	2 148 0		2 14 14	19 19	20 22	22												
24 HENDRA PRATAMA Galang (INA)	1 149 1				1 23	24												
25 MONTELLA Luigi (ITA)	1 149 0			1 20 20	22 23	24												

29/08/2020 First Line: Championship Standings - Second Line: Ranking Progression

These data/results cannot be reproduced, stored and/or transmitted in whole or in part by any manner of electronic, mechanical, photocopying, recording, broadcasting or otherwise now known or herein after developed without the previous express consent by the copyright owner, except for reproduction in daily press and regular printed publications on sale to the public within 60 days of the event related to those data/results and always provided that copyright symbol appears together as follows below.

© DORNA WSBK ORGANIZATION Srl 2020



Prosecco DOC Aragon Round, 28 - 30 August 2020 Championship Standings

MotorLand Aragon 5.077 m

2 / 2

Points	Points From First	Points From Previous	WorldSSP Challenge															
			March 1 PHILLIP ISLAND	August 2 JEREZ	August 9 PORTIMÃO	August 30 ARAGON	September 6 TERUEL	September 20 BARCELONA	October 4 MAGNY-COURS	October 18 ESTORIL								
1 RUIZ CARRANZA Alejandro (ESP)	13			5 1	3 1		5 1											
2 MANFREDI Kevin (ITA)	3 10					3 2	2 2											
3 BASSANI Axel (ITA)	3 10 0					3 2	2 2											
4 HERRERA Maria (ESP)	2 11 1						2 4											
5 MONTELLA Luigi (ITA)	1 12 1		1 2	2 2	3 4	4 5												

29/08/2020 First Line: Championship Standings - Second Line: Ranking Progression

These data/results cannot be reproduced, stored and/or transmitted in whole or in part by any manner of electronic, mechanical, photocopying, recording, broadcasting or otherwise now known or herein after developed without the previous express consent by the copyright owner, except for reproduction in daily press and regular printed publications on sale to the public within 60 days of the event related to those data/results and always provided that copyright symbol appears together as follows below.

© DORNA WSBK ORGANIZATION Srl 2020