

Prosecco DOC Aragon Round, 28 - 30 August 2020

Chronological Analysis Race 2

MotorLand Aragon 5.077 m

Start at 12:30'56.829

1 / 4

1° 55 A. LOCATELLI (1'54.034)							
Lap	Seg.1	Seg.2	Seg.3	Seg.4	Lap Time	km/h	Local Time
1		32.269	21.913	28.043	1'57.173	272,7	12:32'54.002
2	32.491	32.216	21.860	28.051	1'54.618	271,4	12:34'48.620
3	32.415	31.965	21.792	27.965	1'54.137	271,4	12:36'42.757
4	32.435	32.013	21.792	27.906	1'54.146	274,1	12:38'36.903
5	32.293	31.968	21.880	27.893	1'54.034	273,4	12:40'30.937
6	32.361	32.000	21.823	27.874	1'54.058	273,4	12:42'24.995
7	32.475	32.146	21.913	27.830	1'54.364	274,8	12:44'19.359
8	32.417	32.153	21.902	27.919	1'54.391	273,4	12:46'13.750
9	32.418	32.175	21.931	27.964	1'54.488	274,8	12:48'08.238
10	32.518	32.134	21.960	27.953	1'54.565	272,0	12:50'02.803
11	32.603	32.271	21.960	28.168	1'55.002	272,0	12:51'57.805
12	32.765	32.221	21.959	27.999	1'54.944	276,9	12:53'52.749
13	32.617	32.332	22.238	28.142	1'55.329	274,1	12:55'48.078
14	32.754	32.424	22.109	28.130	1'55.417	274,8	12:57'43.495
15	32.859	32.386	22.228	28.362	1'55.835	274,8	12:59'39.330
Race Time 28'42.501							

2° 16 J. CLUZEL (1'54.421)							
Lap	Seg.1	Seg.2	Seg.3	Seg.4	Lap Time	km/h	Local Time
1		32.474	21.965	27.875	1'57.743	280,5	12:32'54.572
2	32.596	31.993	21.903	27.929	1'54.421	276,9	12:34'48.993
3	32.444	32.102	21.965	27.939	1'54.450	275,5	12:36'43.443
4	32.461	32.150	21.870	27.952	1'54.433	277,6	12:38'37.876
5	32.394	32.119	21.970	27.940	1'54.423	275,5	12:40'32.299
6	32.637	32.093	21.971	27.963	1'54.664	274,8	12:42'26.963
7	32.484	32.198	22.086	27.869	1'54.637	279,1	12:44'21.600
8	32.501	32.201	21.886	28.040	1'54.628	274,1	12:46'16.228
9	32.626	32.239	21.967	28.013	1'54.845	274,1	12:48'11.073
10	32.601	32.289	22.120	28.171	1'55.181	271,4	12:50'06.254
11	32.622	32.387	22.105	28.233	1'55.347	270,0	12:52'01.601
12	32.686	32.308	22.101	28.097	1'55.192	274,8	12:53'56.793
13	32.641	32.239	21.998	27.981	1'54.859	274,1	12:55'51.652
14	32.717	32.120	21.969	28.007	1'54.813	275,5	12:57'46.465
15	32.713	32.325	21.918	28.099	1'55.055	274,8	12:59'41.520
Race Time 28'44.691							

3° 3 R. DE ROSA (1'54.257)							
Lap	Seg.1	Seg.2	Seg.3	Seg.4	Lap Time	km/h	Local Time
1		32.447	22.221	28.195	1'58.925	272,0	12:32'55.754
2	32.544	32.116	21.945	28.099	1'54.704	270,7	12:34'50.458
3	32.505	31.985	21.954	27.947	1'54.391	270,7	12:36'44.849
4	32.428	32.114	21.910	27.928	1'54.380	275,5	12:38'39.229
5	32.638	32.121	22.150	27.949	1'54.858	274,8	12:40'34.087
6	32.417	31.875	21.847	28.118	1'54.257	270,7	12:42'28.344
7	32.566	32.025	21.981	27.939	1'54.511	272,7	12:44'22.855
8	32.325	32.108	22.012	27.988	1'54.433	272,0	12:46'17.288
9	32.444	32.260	21.944	27.968	1'54.616	273,4	12:48'11.904
10	32.562	32.226	22.340	28.030	1'55.158	272,0	12:50'07.062
11	32.608	32.353	22.192	28.068	1'55.221	272,0	12:52'02.283
12	32.787	32.260	22.296	27.885	1'55.228	276,9	12:53'57.511
13	32.592	32.157	22.053	27.947	1'54.749	274,1	12:55'52.260
14	32.572	32.086	22.034	27.998	1'54.690	272,7	12:57'46.950
15	32.461	32.259	22.035	28.104	1'54.859	273,4	12:59'41.809
Race Time 28'44.980							

4° 44 L. MAHIAS (1'54.215)							
Lap	Seg.1	Seg.2	Seg.3	Seg.4	Lap Time	km/h	Local Time
1		32.210	21.989	28.105	1'57.390	269,3	12:32'54.219
2	32.464	32.159	21.864	28.047	1'54.534	270,0	12:34'48.753
3	32.419	32.043	21.758	28.107	1'54.327	270,0	12:36'43.080
4	32.316	32.099	21.683	28.117	1'54.215	272,0	12:38'37.295
5	32.346	32.014	21.678	28.258	1'54.296	269,3	12:40'31.591
6	32.489	32.213	21.749	28.264	1'54.715	268,0	12:42'26.306
7	32.685	32.405	22.027	28.284	1'55.401	269,3	12:44'21.707

8	32.534	32.166	21.931	28.051	1'54.682	272,7	12:46'16.389
9	32.633	32.157	22.015	28.046	1'54.851	271,4	12:48'11.240
10	32.674	32.242	22.068	28.129	1'55.113	270,0	12:50'06.353
11	32.726	32.307	22.116	28.203	1'55.352	268,7	12:52'01.705
12	32.764	32.250	22.105	28.110	1'55.229	273,4	12:53'56.934
13	32.695	32.374	21.982	28.279	1'55.330	272,0	12:55'52.264
14	32.753	32.230	22.061	28.134	1'55.178	275,5	12:57'47.442
15	32.413	32.182	21.926	28.292	1'54.813	274,1	12:59'42.255
Race Time 28'45.426							

5° 5 P. OETTL (1'54.313)							
Lap	Seg.1	Seg.2	Seg.3	Seg.4	Lap Time	km/h	Local Time
1		32.258	22.091	28.154	1'57.827	273,4	12:32'54.656
2	32.646	32.117	22.062	27.960	1'54.785	271,4	12:34'49.441
3	32.369	32.048	22.120	27.857	1'54.394	272,0	12:36'43.835
4	32.314	32.074	21.962	27.963	1'54.313	276,9	12:38'38.148
5	32.533	32.124	22.041	27.856	1'54.554	272,7	12:40'32.702
6	32.388	32.060	22.149	28.033	1'54.630	273,4	12:42'27.332
7	32.499	32.231	22.065	27.908	1'54.703	274,8	12:44'22.035
8	32.462	32.188	22.122	27.899	1'54.671	274,1	12:46'16.706
9	32.494	32.192	22.194	27.943	1'54.823	274,1	12:48'11.529
10	32.568	32.192	22.546	28.060	1'55.366	269,3	12:50'06.895
11	32.538	32.324	22.303	28.053	1'55.218	269,3	12:52'02.113
12	32.759	32.243	22.324	27.968	1'55.294	274,1	12:53'57.407
13	33.139	32.228	22.413	28.153	1'55.933	272,7	12:55'53.340
14	32.717	32.460	22.549	28.316	1'56.042	272,0	12:57'49.382
15	33.168	32.847	22.730	28.596	1'57.341	270,0	12:59'46.723
Race Time 28'49.894							

6° 32 I. VINALES (1'54.582)							
Lap	Seg.1	Seg.2	Seg.3	Seg.4	Lap Time	km/h	Local Time
1		32.255	22.115	28.040	1'58.127	276,2	12:32'54.956
2	32.574	32.127	21.986	27.981	1'54.668	276,2	12:34'49.624
3	32.472	32.059	22.003	28.048	1'54.582	274,8	12:36'44.206
4	32.523	32.108	21.944	28.223	1'54.798	275,5	12:38'39.004
5	32.709	32.177	22.011	28.197	1'55.094	272,7	12:40'34.098
6	32.767	31.996	21.827	28.123	1'54.713	274,1	12:42'28.811
7	32.694	32.082	21.939	28.090	1'54.805	275,5	12:44'23.616
8	32.547	32.269	22.130	28.182	1'55.128	274,1	12:46'18.744
9	32.686	32.229	21.921	28.264	1'55.100	272,7	12:48'13.844
10	32.720	32.355	21.961	28.414	1'55.450	270,0	12:50'09.294
11	32.830	32.449	22.073	28.463	1'55.815	268,7	12:52'05.109
12	32.970	32.454	22.159	28.330	1'55.913	272,0	12:54'01.022
13	33.044	32.382	22.084	28.402	1'55.912	272,0	12:55'56.934
14	32.991	32.462	22.163	28.481	1'56.097	272,0	12:57'53.031
15	32.995	32.513	22.200	28.572	1'56.280	272,0	12:59'49.311
Race Time 28'52.482							

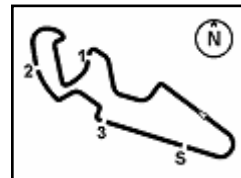
7° 94 C. PEROLARI (1'54.859)							
Lap	Seg.1	Seg.2	Seg.3	Seg.4	Lap Time	km/h	Local Time
1		32.705	22.164	28.239	1'59.251	276,2	12:32'56.080
2	32.533	32.106	21.971	28.249	1'54.859	268,7	12:34'50.939
3	32.637	32.306	22.106	28.321	1'55.370	266,7	12:36'46.309
4	32.802	32.144	22.006	28.167	1'55.119	276,2	12:38'41.428
5	32.715	32.253	22.315	28.197	1'55.480	268,7	12:40'36.908
6	32.733	32.400	22.151	28.469	1'55.753	264,7	12:42'32.661
7	32.773	32.490	22.337	28.430	1'56.030	267,3	12:44'28.691
8	32.797	32.510	22.692	28.247	1'56.246	267,3	12:46'24.937
9	33.098	32.461	22.431	28.089	1'56.079	276,2	12:48'21.016
10	33.151	32.479	22.162	28.507	1'56.299	264,7	12:50'17.315
11	32.990	32.490	22.241	28.541	1'56.262	264,7	12:52'13.577
12	33.032	32.287	22.233	28.160	1'55.712	273,4	12:54'09.289
13	32.958	32.414	22.192	28.139	1'55.703	275,5	12:56'04.992
14	32.820	32.443	22.308	28.289	1'55.860	267,3	12:58'00.852
15	33.221	32.433	22.259	28.375	1'56.288	266,7	12:59'57.140
Race Time 29'00.311							

30/08/2020

P = Pits In/Out - C = Lap Time Cancelled

These data/results cannot be reproduced, stored and/or transmitted in whole or in part by any manner of electronic, mechanical, photocopying, recording, broadcasting or otherwise now known or herein after developed without the previous express consent by the copyright owner, except for reproduction in daily press and regular printed publications on sale to the public within 60 days of the event related to those data/results and always provided that copyright symbol appears together as follows below.

© DORNA WSBK ORGANIZATION Srl 2020



MotorLand Aragon 5.077 m

Prosecco DOC Aragon Round, 28 - 30 August 2020

Chronological Analysis Race 2

Start at 12:30'56.829

2 / 4

8° 4 S. ODENDAAL (1'55.002)

Lap	Seg.1	Seg.2	Seg.3	Seg.4	Lap Time	km/h	Local Time
1		32.456	22.529	28.451	1'59.288	274,8	12:32'56.117
2	32.742	32.109	21.974	28.180	1'55.005	272,0	12:34'51.122
3	32.577	32.203	22.297	28.129	1'55.206	271,4	12:36'46.328
4	32.556	32.085	22.057	28.304	1'55.002	270,7	12:38'41.330
5	32.638	32.268	22.299	28.437	1'55.642	268,0	12:40'36.972
6	32.812	32.388	22.219	28.300	1'55.719	274,1	12:42'32.691
7	32.875	32.433	22.427	28.288	1'56.023	274,8	12:44'28.714
8	32.899	32.423	22.473	28.465	1'56.260	266,7	12:46'24.974
9	32.878	32.437	22.232	28.378	1'55.925	268,0	12:48'20.899
10	33.379	32.413	22.303	28.371	1'56.466	270,7	12:50'17.365
11	33.066	32.448	22.324	28.394	1'56.232	272,0	12:52'13.597
12	32.748	32.260	22.255	28.283	1'55.546	268,0	12:54'09.143
13	32.849	32.309	22.245	28.508	1'55.911	268,0	12:56'05.054
14	32.947	32.367	22.374	28.159	1'55.847	272,7	12:58'00.901
15	33.268	32.391	22.352	28.238	1'56.249	276,2	12:59'57.150
Race Time 29'00.321							

8	32.622	32.520	22.337	28.186	1'55.665	268,7	12:46'27.045
9	32.651	32.364	22.420	28.106	1'55.541	273,4	12:48'22.586
10	33.068	32.500	22.364	28.233	1'56.165	268,0	12:50'18.751
11	32.737	32.683	22.481	28.293	1'56.194	269,3	12:52'14.945
12	32.937	32.572	22.438	28.030	1'55.977	273,4	12:54'10.922
13	32.746	32.611	22.366	28.199	1'55.922	270,7	12:56'06.844
14	32.538	32.521	22.403	28.031	1'55.493	274,1	12:58'02.337
15	32.846	32.577	22.510	28.233	1'56.166	272,7	12:59'58.503
Race Time 29'01.674							

12° 22 F. FULIGNI (1'55.296)

Lap	Seg.1	Seg.2	Seg.3	Seg.4	Lap Time	km/h	Local Time
1		33.100	22.458	28.368	2'00.947	270,7	12:32'57.776
2	32.889	32.561	22.352	28.363	1'56.165	266,7	12:34'53.941
3	32.716	32.500	22.299	28.166	1'55.681	269,3	12:36'49.622
4	32.718	32.441	22.265	28.201	1'55.625	271,4	12:38'45.247
5	32.612	32.581	22.259	28.139	1'55.591	270,7	12:40'40.838
6	32.777	32.347	22.092	28.080	1'55.296	270,0	12:42'36.134
7	32.786	32.372	22.186	28.098	1'55.442	274,8	12:44'31.576
8	32.740	32.557	22.286	28.161	1'55.744	272,7	12:46'27.320
9	32.700	32.434	22.264	27.998	1'55.396	276,2	12:48'22.716
10	33.706	32.697	22.273	28.241	1'56.917	267,3	12:50'19.633
11	32.777	32.502	22.293	28.272	1'55.844	267,3	12:52'15.477
12	32.754	32.479	22.389	27.986	1'55.608	275,5	12:54'11.085
13	33.155	32.654	22.350	28.159	1'56.318	274,8	12:56'07.403
14	32.742	32.417	22.349	28.090	1'55.598	274,1	12:58'03.001
15	32.786	32.492	22.422	28.142	1'55.842	274,8	12:59'58.843
Race Time 29'02.014							

9° 99 D. WEBB (1'55.246)

Lap	Seg.1	Seg.2	Seg.3	Seg.4	Lap Time	km/h	Local Time
1		32.781	22.504	28.118	2'00.286	276,9	12:32'57.115
2	32.638	32.538	22.289	28.248	1'55.713	266,7	12:34'52.828
3	32.530	32.310	22.344	28.238	1'55.422	269,3	12:36'48.250
4	32.531	32.340	22.161	28.214	1'55.246	272,7	12:38'43.496
5	32.613	32.452	22.262	28.172	1'55.499	272,0	12:40'38.995
6	32.791	32.435	22.248	28.283	1'55.757	269,3	12:42'34.752
7	32.775	32.392	22.272	28.308	1'55.747	270,7	12:44'30.499
8	32.712	32.449	22.303	28.295	1'55.759	271,4	12:46'26.258
9	32.857	32.614	22.429	28.411	1'56.311	271,4	12:48'22.569
10	32.891	32.358	22.280	28.380	1'55.909	271,4	12:50'18.478
11	32.840	32.631	22.342	28.273	1'56.086	270,0	12:52'14.564
12	32.845	32.377	22.170	28.175	1'55.567	270,7	12:54'10.131
13	32.863	32.428	22.308	28.245	1'55.844	272,0	12:56'05.975
14	32.824	32.554	22.330	28.137	1'55.845	273,4	12:58'01.820
15	33.008	32.510	22.643	28.505	1'56.666	269,3	12:59'58.486
Race Time 29'01.657							

13° 61 C. ONCU (1'54.982)

Lap	Seg.1	Seg.2	Seg.3	Seg.4	Lap Time	km/h	Local Time
1		32.673	22.300	28.265	1'59.520	274,1	12:32'56.349
2	32.695	32.168	22.169	28.215	1'55.247	268,0	12:34'51.596
3	32.532	32.146	22.179	28.125	1'54.982	271,4	12:36'46.578
4	32.805	32.135	22.222	28.495	1'55.657	272,0	12:38'42.235
5	32.762	32.309	22.298	28.184	1'55.553	270,0	12:40'37.788
6	32.921	32.366	22.110	28.324	1'55.721	268,7	12:42'33.509
7	32.657	32.375	22.306	28.111	1'55.449	272,7	12:44'28.958
8	33.035	32.608	22.562	28.095	1'56.300	272,0	12:46'25.258
9	33.138	32.460	22.562	28.219	1'56.379	268,7	12:48'21.637
10	33.043	32.563	22.393	28.477	1'56.476	266,0	12:50'18.113
11	32.810	32.808	22.375	28.557	1'56.550	264,1	12:52'14.663
12	33.013	32.511	22.384	28.235	1'56.143	270,0	12:54'10.806
13	33.152	32.559	22.471	28.367	1'56.549	271,4	12:56'07.355
14	33.082	32.533	22.451	28.297	1'56.363	273,4	12:58'03.718
15	33.158	32.749	22.568	28.876	1'57.351	266,0	13:00'01.069
Race Time 29'04.240							

10° 81 M. GONZALEZ (1'55.000)

Lap	Seg.1	Seg.2	Seg.3	Seg.4	Lap Time	km/h	Local Time
1		32.596	22.381	28.283	1'59.864	272,7	12:32'56.693
2	32.688	32.233	21.970	28.109	1'55.000	275,5	12:34'51.693
3	32.662	32.209	22.107	28.096	1'55.074	275,5	12:36'46.767
4	32.760	32.231	22.137	28.177	1'55.305	279,8	12:38'42.072
5	32.697	32.275	22.042	28.114	1'55.128	274,1	12:40'37.200
6	32.787	32.465	22.120	28.243	1'55.615	276,2	12:42'32.815
7	32.995	32.424	22.336	28.332	1'56.087	279,1	12:44'28.902
8	32.854	32.404	22.672	28.262	1'56.192	274,8	12:46'25.094
9	33.047	32.385	22.151	28.447	1'56.030	272,7	12:48'21.124
10	33.320	32.535	22.158	28.281	1'56.294	273,4	12:50'17.418
11	33.297	32.862	22.113	28.563	1'56.835	265,4	12:52'14.253
12	33.026	32.617	22.255	28.147	1'56.045	275,5	12:54'10.298
13	32.884	32.488	22.229	28.214	1'55.815	272,7	12:56'06.113
14	32.958	32.612	22.261	28.129	1'55.960	275,5	12:58'02.073
15	32.937	32.594	22.185	28.708	1'56.424	267,3	12:59'58.497
Race Time 29'01.668							

14° 12 A. RUIZ CARRANZA (1'55.723)

Lap	Seg.1	Seg.2	Seg.3	Seg.4	Lap Time	km/h	Local Time
1		33.328	22.770	28.307	2'02.348	275,5	12:32'59.177
2	33.374	32.742	22.608	28.209	1'56.933	270,0	12:34'56.110
3	33.743	32.288	22.285	28.033	1'56.349	268,0	12:36'52.459
4	34.415	32.563	22.052	28.006	1'57.036	274,1	12:38'49.495
5	32.940	32.498	22.404	27.912	1'55.754	272,0	12:40'45.249
6	33.075	32.524	22.094	28.030	1'55.723	270,7	12:42'40.972
7	33.064	32.533	22.288	28.074	1'55.959	270,7	12:44'36.931
8	33.017	32.640	22.128	28.136	1'55.921	270,7	12:46'32.852
9	33.083	32.563	22.164	28.153	1'55.963	271,4	12:48'28.815
10	33.251	32.562	22.319	28.189	1'56.321	269,3	12:50'25.136
11	33.245	32.697	22.381	28.763	1'57.086	267,3	12:52'22.222
12	33.475	32.826	22.324	28.342	1'56.967	270,0	12:54'19.189
13	33.652	32.639	22.363	28.113	1'56.767	272,0	12:56'15.956
14	33.302	32.784	22.537	28.172	1'56.795	272,7	12:58'12.751
15	33.394	32.881	22.590	28.404	1'57.269	268,7	13:00'10.020
Race Time 29'13.191							

30/08/2020

P = Pits In/Out - C = Lap Time Cancelled

These data/results cannot be reproduced, stored and/or transmitted in whole or in part by any manner of electronic, mechanical, photocopying, recording, broadcasting or otherwise now known or herein after developed without the previous express consent by the copyright owner, except for reproduction in daily press and regular printed publications on sale to the public within 60 days of the event related to those data/results and always provided that copyright symbol appears together as follows below.

© DORNA WSBK ORGANIZATION Srl 2020

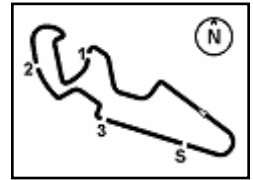
FICR PERUGIA TIMING



Official Tyre Supplier



Official Timekeeper



Prosecco DOC Aragon Round, 28 - 30 August 2020

Chronological Analysis Race 2

Start at 12:30'56.829

3 / 4

15° 78 H. OKUBO (1'55.989)							
Lap	Seg.1	Seg.2	Seg.3	Seg.4	Lap Time	km/h	Local Time
1		33.576	22.547	28.609	2'02.135	272,0	12:32'58.964
2	33.117	32.770	22.419	28.728	1'57.034	263,4	12:34'55.998
3	33.284	32.655	22.272	28.735	1'56.946	264,7	12:36'52.944
4	32.939	32.575	22.261	28.485	1'56.260	270,0	12:38'49.204
5	33.115	33.118	22.290	28.365	1'56.888	270,7	12:40'46.092
6	33.071	32.772	22.507	28.381	1'56.731	272,7	12:42'42.823
7	33.162	32.612	22.085	28.542	1'56.401	266,0	12:44'39.224
8	32.783	32.500	22.230	28.476	1'55.989	265,4	12:46'35.213
9	32.860	32.436	22.243	28.456	1'55.995	267,3	12:48'31.208
10	33.009	32.568	22.181	28.604	1'56.362	264,7	12:50'27.570
11	32.905	32.782	22.243	28.686	1'56.616	263,4	12:52'24.186
12	33.137	32.850	22.276	28.628	1'56.891	266,7	12:54'21.077
13	32.998	32.672	22.234	28.473	1'56.377	269,3	12:56'17.454
14	33.129	32.945	22.260	28.594	1'56.928	270,0	12:58'14.382
15	33.599	33.329	22.615	29.197	1'58.740	263,4	13:00'13.122
Race Time 29'16.293							

16° 43 S. VALTULINI (1'56.489)							
Lap	Seg.1	Seg.2	Seg.3	Seg.4	Lap Time	km/h	Local Time
1		32.968	22.519	28.693	2'01.957	269,3	12:32'58.786
2	33.057	32.537	22.420	28.543	1'56.557	267,3	12:34'55.343
3	32.972	32.650	22.412	28.491	1'56.525	269,3	12:36'51.868
4	33.145	32.523	22.369	28.520	1'56.557	272,0	12:38'48.425
5	33.302	32.746	22.686	28.532	1'57.266	268,0	12:40'45.691
6	33.340	32.708	22.517	28.459	1'57.024	270,7	12:42'42.715
7	33.645	32.673	22.409	28.420	1'57.147	272,0	12:44'39.862
8	33.039	32.652	22.426	28.372	1'56.489	271,4	12:46'36.351
9	33.147	32.730	22.602	28.514	1'56.993	270,0	12:48'33.344
10	33.147	32.848	22.685	28.624	1'57.304	267,3	12:50'30.648
11	33.160	33.004	22.587	28.797	1'57.548	266,7	12:52'28.196
12	33.777	33.009	22.549	28.782	1'58.117	269,3	12:54'26.313
13	33.331	32.912	22.453	28.810	1'57.506	270,0	12:56'23.819
14	33.330	33.020	22.591	28.857	1'57.798	271,4	12:58'21.617
15	33.577	33.178	22.728	28.982	1'58.465	268,0	13:00'20.082
Race Time 29'23.253							

17° 84 L. CRESSON (1'56.469)							
Lap	Seg.1	Seg.2	Seg.3	Seg.4	Lap Time	km/h	Local Time
1		33.559	22.693	28.703	2'03.602	270,0	12:33'00.431
2	33.032	32.533	22.685	28.401	1'56.651	268,7	12:34'57.082
3	33.573	32.785	22.895	28.324	1'57.577	271,4	12:36'54.659
4	33.346	32.999	22.449	28.787	1'57.581	265,4	12:38'52.240
5	33.781	32.979	22.524	28.645	1'57.929	265,4	12:40'50.169
6	33.241	32.611	22.429	28.320	1'56.601	268,0	12:42'46.770
7	33.106	32.696	22.437	28.596	1'56.835	270,0	12:44'43.605
8	33.080	32.698	22.302	28.389	1'56.469	269,3	12:46'40.074
9	33.063	32.736	22.510	28.559	1'56.868	268,7	12:48'36.942
10	33.129	32.817	22.898	29.087	1'57.931	259,0	12:50'34.873
11	33.239	32.732	22.537	28.891	1'57.399	259,6	12:52'32.272
12	33.359	33.032	22.376	28.683	1'57.450	261,5	12:54'29.722
13	33.701	32.914	22.379	28.649	1'57.643	263,4	12:56'27.365
14	33.445	32.810	22.549	28.591	1'57.395	264,1	12:58'24.760
15	33.387	32.892	22.437	28.887	1'57.603	259,6	13:00'22.363
Race Time 29'25.534							

18° 52 P. HOBELSBERGER (1'56.607)							
Lap	Seg.1	Seg.2	Seg.3	Seg.4	Lap Time	km/h	Local Time
1		33.874	22.998	28.620	2'04.096	272,0	12:33'00.925
2	33.617	32.864	22.675	28.509	1'57.665	266,0	12:34'58.590
3	33.263	32.708	22.438	28.407	1'56.816	268,0	12:36'55.406
4	32.967	32.937	22.608	28.381	1'56.893	272,7	12:38'52.299
5	33.477	32.702	22.451	28.483	1'57.113	266,7	12:40'49.412
6	33.152	32.910	22.560	28.548	1'57.170	266,7	12:42'46.582
7	33.158	32.685	22.352	28.555	1'56.750	266,7	12:44'43.332

8	32.989	32.650	22.450	28.518	1'56.607	266,7	12:46'39.939
9	32.939	32.790	22.534	28.612	1'56.875	268,0	12:48'36.814
10	33.135	32.829	23.145	28.893	1'58.002	264,7	12:50'34.816
11	33.731	32.882	22.385	28.781	1'57.779	265,4	12:52'32.595
12	33.414	32.953	22.545	31.216	2'00.128	268,0	12:54'32.723
13	33.453	32.736	22.427	28.680	1'57.296	267,3	12:56'30.019
14	33.292	33.157	22.820	28.939	1'58.208	267,3	12:58'28.227
15	33.687	33.158	22.743	28.992	1'58.580	265,4	13:00'26.807
Race Time 29'29.978							

19° 25 A. VERDOIA (1'57.078)							
Lap	Seg.1	Seg.2	Seg.3	Seg.4	Lap Time	km/h	Local Time
1		33.599	23.080	28.675	2'03.890	272,0	12:33'00.719
2	33.619	32.862	22.648	28.699	1'57.828	263,4	12:34'58.547
3	33.556	32.978	22.514	28.517	1'57.565	269,3	12:36'56.112
4	33.223	32.937	22.443	28.475	1'57.078	272,7	12:38'53.190
5	33.325	33.130	22.754	28.202	1'57.411	275,5	12:40'50.601
6	33.546	33.029	22.430	28.605	1'57.610	270,7	12:42'48.211
7	33.405	33.177	22.515	28.833	1'57.930	265,4	12:44'46.141
8	33.466	32.960	22.416	28.788	1'57.630	264,7	12:46'43.771
9	33.463	33.054	22.559	28.923	1'57.999	263,4	12:48'41.770
10	33.718	33.043	22.566	28.709	1'58.036	266,7	12:50'39.806
11	33.576	33.239	22.629	29.075	1'58.519	258,4	12:52'38.325
12	33.785	33.265	22.575	28.685	1'58.310	270,7	12:54'36.635
13	33.633	33.136	22.575	28.320	1'57.664	272,0	12:56'34.299
14	33.566	33.101	22.518	28.534	1'57.719	268,7	12:58'32.018
15	33.280	32.868	22.563	28.519	1'57.230	267,3	13:00'29.248
Race Time 29'32.419							

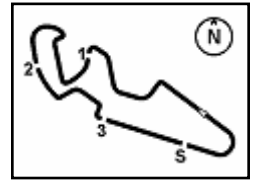
20° 6 M. HERRERA (1'57.013)							
Lap	Seg.1	Seg.2	Seg.3	Seg.4	Lap Time	km/h	Local Time
1		33.476	22.572	28.711	2'02.976	272,7	12:32'59.805
2	33.133	32.834	22.634	28.412	1'57.013	273,4	12:34'56.818
3	33.496	32.907	22.861	28.473	1'57.737	270,0	12:36'54.555
4	33.674	33.028	22.873	28.490	1'58.065	274,1	12:38'52.620
5	33.648	33.208	22.603	28.339	1'57.798	273,4	12:40'50.418
6	33.536	33.484	22.473	28.434	1'57.927	274,1	12:42'48.345
7	33.419	33.319	22.638	28.623	1'57.999	274,8	12:44'46.344
8	33.691	33.093	22.555	28.425	1'57.764	272,7	12:46'44.108
9	33.654	33.055	22.522	28.455	1'57.686	272,0	12:48'41.794
10	33.908	33.228	22.611	28.564	1'58.311	267,3	12:50'40.105
11	33.706	33.269	22.605	28.756	1'58.336	266,0	12:52'38.441
12	33.829	33.326	22.543	28.506	1'58.204	272,0	12:54'36.645
13	33.418	33.035	22.431	28.434	1'57.318	272,7	12:56'33.963
14	33.397	33.044	22.385	28.616	1'57.442	268,7	12:58'31.405
15	33.470	33.129	22.438	28.838	1'57.875	262,1	13:00'29.280
Race Time 29'32.451							

21° 9 G. HENDRA PRATAMA (1'57.300)							
Lap	Seg.1	Seg.2	Seg.3	Seg.4	Lap Time	km/h	Local Time
1		33.102	22.558	28.975	2'02.094	267,3	12:32'58.923
2	33.369	32.763	23.212	28.677	1'58.021	270,0	12:34'56.944
3	33.537	32.919	22.550	28.525	1'57.531	266,7	12:36'54.475
4	33.435	33.055	22.723	28.485	1'57.698	274,8	12:38'52.173
5	33.689	33.064	22.778	28.406	1'57.937	269,3	12:40'50.110
6	33.672	32.954	22.413	28.746	1'57.785	272,0	12:42'47.895
7	33.473	33.491	22.701	28.746	1'58.411	273,4	12:44'46.306
8	33.613	32.975	22.624	28.553	1'57.765	270,0	12:46'44.071
9	33.502	32.912	22.539	28.632	1'57.585	268,0	12:48'41.656
10	33.582	32.981	22.515	28.941	1'58.019	264,7	12:50'39.675
11	33.987	33.250	22.639	28.835	1'58.711	268,0	12:52'38.386
12	33.513	33.237	22.530	28.733	1'58.013	267,3	12:54'36.399
13	33.451	33.044	22.459	28.593	1'57.547	268,0	12:56'33.946
14	33.693	33.396	22.732	28.352	1'58.173	274,1	12:58'32.119
15	33.451	32.946	22.512	28.391	1'57.300	271,4	13:00'29.419
Race Time 29'32.590							

30/08/2020 P = Pits In/Out - C = Lap Time Cancelled

These data/results cannot be reproduced, stored and/or transmitted in whole or in part by any manner of electronic, mechanical, photocopying, recording, broadcasting or otherwise now known or herein after developed without the previous express consent by the copyright owner, except for reproduction in daily press and regular printed publications on sale to the public within 60 days of the event related to those data/results and always provided that copyright symbol appears together as follows below.

© DORNA WSBK ORGANIZATION Srl 2020



Prosecco DOC Aragon Round, 28 - 30 August 2020

Chronological Analysis Race 2

Start at 12:30'56.829

22° 2 L. MONTELLA (1'58.264)							
Lap	Seg.1	Seg.2	Seg.3	Seg.4	Lap Time	km/h	Local Time
1		33.467	22.825	28.923	2'03.534	271,4	12:33'00.363
2	33.810	33.119	22.947	28.952	1'58.828	270,7	12:34'59.191
3	34.105	33.029	22.919	29.182	1'59.235	264,7	12:36'58.426
4	33.431	33.117	22.624	29.092	1'58.264	267,3	12:38'56.690
5	33.624	33.230	22.798	29.116	1'58.768	267,3	12:40'55.458
6	33.789	33.770	22.839	29.169	1'59.567	266,0	12:42'55.025
7	33.605	33.051	22.595	29.063	1'58.314	264,7	12:44'53.339
8	33.585	33.054	22.728	29.140	1'58.507	265,4	12:46'51.846
9	33.649	33.141	22.518	29.281	1'58.589	264,1	12:48'50.435
10	33.655	33.095	22.581	29.527	1'58.858	262,1	12:50'49.293
11	33.890	33.229	22.930	29.369	1'59.418	262,8	12:52'48.711
12	33.838	33.406	22.814	29.247	1'59.305	264,7	12:54'48.016
13	33.587	33.254	22.544	29.365	1'58.750	266,7	12:56'46.766
14	33.582	33.078	22.711	29.375	1'58.746	266,0	12:58'45.512
15	33.488	33.101	22.619	29.404	1'58.612	262,8	13:00'44.124
Race Time 29'47.295							

RET 83 L. EPIS (1'56.939)							
Lap	Seg.1	Seg.2	Seg.3	Seg.4	Lap Time	km/h	Local Time
1		33.265	22.663	28.497	2'02.298	270,0	12:32'59.127
2	33.337	32.667	22.413	28.522	1'56.939	265,4	12:34'56.066
Race Time 3'59.237							

30/08/2020 P = Pits In/Out - C = Lap Time Cancelled

These data/results cannot be reproduced, stored and/or transmitted in whole or in part by any manner of electronic, mechanical, photocopying, recording, broadcasting or otherwise now known or herein after developed without the previous express consent by the copyright owner, except for reproduction in daily press and regular printed publications on sale to the public within 60 days of the event related to those data/results and always provided that copyright symbol appears together as follows below.

© DORNA WSBK ORGANIZATION Srl 2020