

Prosecco DOC Aragon Round, 28 - 30 August 2020

Results Free Practice 2nd Session

MotorLand Aragon 5.077 m

1 / 2

No.	Rider	Nat	Team	Bike	Class	Time	Gap	Rel.	Laps	Speed	
										Avg	Max
1	55 A. LOCATELLI	ITA	BARDAHL Evan Bros. WorldSSP Team	Yamaha YZF R6		1'54.308			16	159,894	270,0
2	16 J. CLUZEL	FRA	GMT94 Yamaha	Yamaha YZF R6		1'54.987	0.679	0.679	12	158,950	267,3
3	38 H. SOOMER	EST	Kallio Racing	Yamaha YZF R6		1'55.359	1.051	0.372	15	158,438	268,0
4	3 R. DE ROSA	ITA	MV Agusta Reparto Corse	MV Agusta F3 675		1'55.774	1.466	0.415	15	157,870	266,7
5	32 I. VIÑALES	ESP	Kallio Racing	Yamaha YZF R6		1'55.940	1.632	0.166	15	157,644	266,7
6	44 L. MAHIAS	FRA	Kawasaki Puccetti Racing	Kawasaki ZX-6R		1'56.153	1.845	0.213	15	157,355	263,4
7	5 P. OETTL	GER	Kawasaki Puccetti Racing	Kawasaki ZX-6R		1'56.274	1.966	0.121	17	157,191	274,1
8	99 D. WEBB	GBR	WRP Wepol Racing	Yamaha YZF R6		1'56.331	2.023	0.057	16	157,114	272,7
9	94 C. PEROLARI	FRA	GMT94 Yamaha	Yamaha YZF R6		1'56.355	2.047	0.024	13	157,081	266,0
10	78 H. OKUBO	JPN	Dynavolt Honda	Honda CBR600RR		1'56.573	2.265	0.218	15	156,788	265,4
11	4 S. ODENDAAL	RSA	EAB Ten Kate Racing	Yamaha YZF R6		1'56.598	2.290	0.025	16	156,754	269,3
12	56 P. SEBESTYEN	HUN	OXXO Yamaha Team Toth	Yamaha YZF R6		1'56.643	2.335	0.045	15	156,694	264,7
13	81 M. GONZALEZ	ESP	Kawasaki ParkinGO Team	Kawasaki ZX-6R		1'56.660	2.352	0.017	16	156,671	269,3
14	12 A. RUIZ CARRANZA	ESP	EMPERADOR Racing Team	Yamaha YZF R6		1'56.729	2.421	0.069	16	156,578	266,0
15	61 C. ÖNCÜ	TUR	Turkish Racing Team	Kawasaki ZX-6R		1'56.933	2.625	0.204	10	156,305	264,1
16	47 A. BASSANI	ITA	Soradis Yamaha Motoxrcing	Yamaha YZF R6		1'56.981	2.673	0.048	16	156,241	266,7
17	43 S. VALTULINI	ITA	Blackflag Motorsport	Kawasaki ZX-6R		1'57.424	3.116	0.443	17	155,651	271,4
18	22 F. FULIGNI	ITA	MV Agusta Reparto Corse	MV Agusta F3 675		1'57.586	3.278	0.162	16	155,437	260,2
19	83 L. EPIS	AUS	MPM Routz Racing Team	Yamaha YZF R6		1'57.824	3.516	0.238	11	155,123	262,1
20	6 M. HERRERA	ESP	Altoogo Racing Team	Yamaha YZF R6		1'58.154	3.846	0.330	15	154,690	266,7
21	52 P. HOBELSBERGER	GER	Dynavolt Honda	Honda CBR600RR		1'58.228	3.920	0.074	15	154,593	262,8
22	84 L. CRESSON	BEL	OXXO Yamaha Team Toth	Yamaha YZF R6		1'58.284	3.976	0.056	15	154,520	262,1
23	25 A. VERDOÍA	FRA	bLU cRU WorldSSP by MS Racing	Yamaha YZF R6		1'59.161	4.853	0.877	4	153,382	259,0
24	2 L. MONTELLA	ITA	DK MOTORSPORT	Yamaha YZF R6		2'00.146	5.838	0.985	14	152,125	260,9
----- Out 107% in this Session -----											
25	9 G. HENDRA PRATAMA	INA	bLU cRU WorldSSP by MS Racing	Yamaha YZF R6					2		255,3

Qualifying Lap Time (107% of 1'54.308): 2'02.311

* WorldSSP Challenge

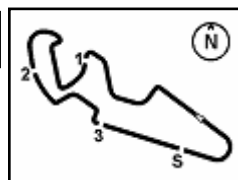
AIR	Humidity:	47%	Temp:	30°C
TRACK	Condition:	Dry	Temp:	46°C

Records	Pole (QP)	2015 J.Cluzel	1'53.138	161,550	Km/h
	Race (RC)	2015 P.Jacobsen	1'54.605	159,480	Km/h
	All Times (QP)	2015 J.Cluzel	1'53.138	161,550	Km/h

Start 28/08/2020 16:00 End 16:46 The results are provisional until the end of the time limit for protests and appeals and the completion of the technical checks.

These data/results cannot be reproduced, stored and/or transmitted in whole or in part by any manner of electronic, mechanical, photocopying, recording, broadcasting or otherwise now known or herein after developed without the previous express consent by the copyright owner, except for reproduction in daily press and regular printed publications on sale to the public within 60 days of the event related to those data/results and always provided that copyright symbol appears together as follows below.

© DORNA WSBK ORGANIZATION Srl 2020



Prosecco DOC Aragon Round, 28 - 30 August 2020

Results Free Practice 2nd Session

Session Highlights

Local Time	No. Rider	Description
16.00.00		Start
16.00.05		WorldSSP Pit Intervention Time: 1min 11secs
16.04.08	25 A. VERDÓIA	Technical Problem - Re-Joined - Turn 9
16.05.39	25 A. VERDÓIA	Technical Problem - Turn 16
16.07.14	78 H. OKUBO	On Asphalt - Re-Joined - Turn 1
16.07.51	99 D. WEBB	On Asphalt - Re-Joined - Turn 12
16.08.41	2 L. MONTELLA	On Asphalt - Re-Joined - Turn 14
16.09.50	9 G. HENDRA PRATAMA	Stop - Technical Problem
16.16.46	81 M. GONZALEZ	Current Lap Cancelled - Exceeded Track Limits - Turn 10
16.21.13	99 D. WEBB	On Asphalt - Re-Joined - Turn 3
16.22.34	38 H. SOOMER	On Asphalt - Re-Joined - Turn 1
16.24.54	84 L. CRESSON	On Asphalt - Re-Joined - Turn 12
16.25.34	44 L. MAHIAS	Lap Cancelled (1'55.994) - Exceeded Track Limits - Turn 13
16.30.35	2 L. MONTELLA	Current Lap Cancelled - Exceeded Track Limits - Turn 10
16.32.29	5 P. OETTL	Lap Cancelled (1'57.150) - Exceeded Track Limits - Turn 17
16.34.15	38 H. SOOMER	On Asphalt - Re-Joined - Turn 12
16.34.33	12 A. RUIZ CARRANZA	Current Lap Cancelled - Exceeded Track Limits - Turn 10
16.34.45	3 R. DE ROSA	On Asphalt - Re-Joined - Turn 12
16.34.45	61 C. ÖNCÜ	On Asphalt - Re-Joined - Turn 12
16.34.45	81 M. GONZALEZ	On Asphalt - Re-Joined - Turn 12
16.37.50	52 P. HOBELSBERGER	On Asphalt - Re-Joined - Turn 16
16.40.30	12 A. RUIZ CARRANZA	On Asphalt - Re-Joined - Turn 12
16.44.07	47 A. BASSANI	Lap Cancelled (1'57.330) - Exceeded Track Limits - Turn 10
16.45.05	5 P. OETTL	Lap Cancelled (1'55.961) - Exceeded Track Limits - Turn 17
16.46.56		End Of Session

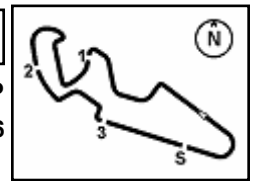
Fastest Laps Sequence

No.	Rider	Nat	Team	Bike	Local Time	Time	Gap	Avg
6	M. HERRERA	ESP	Altoogo Racing Team	Yamaha YZF R6	16:04'02.774	2'00.743		151,373
38	H. SOOMER	EST	Kallio Racing	Yamaha YZF R6	16:04'11.328	1'57.047	-3.696	156,153
5	P. OETTL	GER	Kawasaki Puccetti Racing	Kawasaki ZX-6R	16:05'06.521	1'56.898	-0.149	156,352
44	L. MAHIAS	FRA	Kawasaki Puccetti Racing	Kawasaki ZX-6R	16:05'07.209	1'56.545	-0.353	156,825
55	A. LOCATELLI	ITA	BARDAHL Evan Bros. WorldSSP Team	Yamaha YZF R6	16:05'26.814	1'55.884	-0.661	157,720
16	J. CLUZEL	FRA	GMT94 Yamaha	Yamaha YZF R6	16:07'07.793	1'55.363	-0.521	158,432
55	A. LOCATELLI	ITA	BARDAHL Evan Bros. WorldSSP Team	Yamaha YZF R6	16:07'21.897	1'55.083	-0.280	158,818
55	A. LOCATELLI	ITA	BARDAHL Evan Bros. WorldSSP Team	Yamaha YZF R6	16:11'12.122	1'54.995	-0.088	158,939
55	A. LOCATELLI	ITA	BARDAHL Evan Bros. WorldSSP Team	Yamaha YZF R6	16:38'44.161	1'54.308	-0.687	159,894

Start 16:00 End 16:46 The results are provisional until the end of the time limit for protests and appeals and the completion of the technical checks.

These data/results cannot be reproduced, stored and/or transmitted in whole or in part by any manner of electronic, mechanical, photocopying, recording, broadcasting or otherwise now known or herein after developed without the previous express consent by the copyright owner, except for reproduction in daily press and regular printed publications on sale to the public within 60 days of the event related to those data/results and always provided that copyright symbol appears together as follows below.

© DORNA WSBK ORGANIZATION Srl 2020



Prosecco DOC Aragon Round, 28 - 30 August 2020

Free Practices Combined Results after FP2

MotorLand Aragon 5.077 m

No.	Rider	Nat	Team	Bike	Class	FP1	FP2	FP3	Time	Gap	Rel.	Avg	LL
1	55 A. LOCATELLI	ITA	BARDAHL Evan Bros. WorldSSP Team	Yamaha YZF R6		1'54.588	1'54.308		1'54.308			159,894	30
2	16 J. CLUZEL	FRA	GMT94 Yamaha	Yamaha YZF R6		1'55.231	1'54.987		1'54.987	0.679	0.679	158,950	28
3	38 H. SOOMER	EST	Kallio Racing	Yamaha YZF R6		1'55.149	1'55.359		1'55.149	0.841	0.162	158,727	29
4	32 I. VIÑALES	ESP	Kallio Racing	Yamaha YZF R6		1'55.229	1'55.940		1'55.229	0.921	0.080	158,616	32
5	5 P. OETTL	GER	Kawasaki Puccetti Racing	Kawasaki ZX-6R		1'55.520	1'56.274		1'55.520	1.212	0.291	158,217	33
6	3 R. DE ROSA	ITA	MV Agusta Reparto Corse	MV Agusta F3 675		1'55.633	1'55.774		1'55.633	1.325	0.113	158,062	30
7	81 M. GONZALEZ	ESP	Kawasaki ParkinGO Team	Kawasaki ZX-6R		1'55.999	1'56.660		1'55.999	1.691	0.366	157,563	31
8	44 L. MAHIAS	FRA	Kawasaki Puccetti Racing	Kawasaki ZX-6R		1'56.211	1'56.153		1'56.153	1.845	0.154	157,355	30
9	99 D. WEBB	GBR	WRP Wepol Racing	Yamaha YZF R6		1'56.535	1'56.331		1'56.331	2.023	0.178	157,114	32
10	94 C. PEROLARI	FRA	GMT94 Yamaha	Yamaha YZF R6		1'56.492	1'56.355		1'56.355	2.047	0.024	157,081	27
11	78 H. OKUBO	JPN	Dynavolt Honda	Honda CBR600RR		1'56.430	1'56.573		1'56.430	2.122	0.075	156,980	24
12	4 S. ODENDAAL	RSA	EAB Ten Kate Racing	Yamaha YZF R6		1'56.703	1'56.598		1'56.598	2.290	0.168	156,754	30
13	56 P. SEBESTYEN	HUN	OXXO Yamaha Team Toth	Yamaha YZF R6		1'56.651	1'56.643		1'56.643	2.335	0.045	156,694	31
14	12 A. RUIZ CARRANZA	ESP	EMPERADOR Racing Team	Yamaha YZF R6	*	1'57.359	1'56.729		1'56.729	2.421	0.086	156,578	31
15	47 A. BASSANI	ITA	Soradis Yamaha Motoxrcing	Yamaha YZF R6	*	1'56.853	1'56.981		1'56.853	2.545	0.124	156,412	31
16	61 C. ÖNCÜ	TUR	Turkish Racing Team	Kawasaki ZX-6R		1'57.398	1'56.933		1'56.933	2.625	0.080	156,305	26
17	43 S. VALTULINI	ITA	Blackflag Motorsport	Kawasaki ZX-6R		1'58.993	1'57.424		1'57.424	3.116	0.491	155,651	31
18	22 F. FULIGNI	ITA	MV Agusta Reparto Corse	MV Agusta F3 675		1'58.343	1'57.586		1'57.586	3.278	0.162	155,437	29
19	83 L. EPIS	AUS	MPM Routz Racing Team	Yamaha YZF R6		1'58.990	1'57.824		1'57.824	3.516	0.238	155,123	20
20	6 M. HERRERA	ESP	Alltogo Racing Team	Yamaha YZF R6	*	1'58.744	1'58.154		1'58.154	3.846	0.330	154,690	29
21	52 P. HOBELSBERGER	GER	Dynavolt Honda	Honda CBR600RR		1'58.343	1'58.228		1'58.228	3.920	0.074	154,593	29
22	84 L. CRESSON	BEL	OXXO Yamaha Team Toth	Yamaha YZF R6		1'59.011	1'58.284		1'58.284	3.976	0.056	154,520	31
23	25 A. VERDOÑA	FRA	bLU cRU WorldSSP by MS Racing	Yamaha YZF R6		2'02.985	1'59.161		1'59.161	4.853	0.877	153,382	10
24	2 L. MONTELLA	ITA	DK MOTORSPORT	Yamaha YZF R6	*	2'01.196	2'00.146		2'00.146	5.838	0.985	152,125	30
25	9 G. HENDRA PRATAMA	INA	bLU cRU WorldSSP by MS Racing	Yamaha YZF R6		2'09.102			2'09.102	14.794	8.956	141,572	3

* WorldSSP Challenge

28/08/2020

These data/results cannot be reproduced, stored and/or transmitted in whole or in part by any manner of electronic, mechanical, photocopying, recording, broadcasting or otherwise now known or herein after developed without the previous express consent by the copyright owner, except for reproduction in daily press and regular printed publications on sale to the public within 60 days of the event related to those data/results and always provided that copyright symbol appears together as follows below.

© DORNA WSBK ORGANIZATION Srl 2020

FICR PERUGIA TIMING



Official Tyre Supplier



Official Timekeeper

Prosecco DOC Aragon Round, 28 - 30 August 2020

Best Sectors & Speed Free Practice 2nd Session

MotorLand Aragon 5.077 m

BEST LAP		
1	55 A. LOCATELLI	Yamaha YZF R6 1'54.308
2	16 J. CLUZEL	Yamaha YZF R6 1'54.987
3	38 H. SOOMER	Yamaha YZF R6 1'55.359
4	3 R. DE ROSA	MV Agusta F3 675 1'55.774
5	32 I. VIÑALES	Yamaha YZF R6 1'55.940
6	44 L. MAHIAS	Kawasaki ZX-6R 1'56.153
7	5 P. OETTL	Kawasaki ZX-6R 1'56.274
8	99 D. WEBB	Yamaha YZF R6 1'56.331
9	94 C. PEROLARI	Yamaha YZF R6 1'56.355
10	78 H. OKUBO	Honda CBR600RR 1'56.573
11	4 S. ODENDAAL	Yamaha YZF R6 1'56.598
12	56 P. SEBESTYEN	Yamaha YZF R6 1'56.643
13	81 M. GONZALEZ	Kawasaki ZX-6R 1'56.660
14	12 A. RUIZ CARRANZA	Yamaha YZF R6 1'56.729
15	61 C. ÖNCÜ	Kawasaki ZX-6R 1'56.933
16	47 A. BASSANI	Yamaha YZF R6 1'56.981
17	43 S. VALTULINI	Kawasaki ZX-6R 1'57.424
18	22 F. FULIGNI	MV Agusta F3 675 1'57.586
19	83 L. EPIS	Yamaha YZF R6 1'57.824
20	6 M. HERRERA	Yamaha YZF R6 1'58.154
21	52 P. HOBELBERGER	Honda CBR600RR 1'58.228
22	84 L. CRESSON	Yamaha YZF R6 1'58.284
23	25 A. VERDOÍA	Yamaha YZF R6 1'59.161
24	2 L. MONTELLA	Yamaha YZF R6 2'00.146
25	9 G. HENDRA PRATAMA	Yamaha YZF R6

SPEED		
1	5 P. OETTL	Kawasaki ZX-6R 274,1
2	99 D. WEBB	Yamaha YZF R6 272,7
3	43 S. VALTULINI	Kawasaki ZX-6R 271,4
4	55 A. LOCATELLI	Yamaha YZF R6 270,0
5	4 S. ODENDAAL	Yamaha YZF R6 269,3
6	81 M. GONZALEZ	Kawasaki ZX-6R 269,3
7	38 H. SOOMER	Yamaha YZF R6 268,0
8	16 J. CLUZEL	Yamaha YZF R6 267,3
9	47 A. BASSANI	Yamaha YZF R6 266,7
10	3 R. DE ROSA	MV Agusta F3 675 266,7
11	32 I. VIÑALES	Yamaha YZF R6 266,7
12	6 M. HERRERA	Yamaha YZF R6 266,7
13	12 A. RUIZ CARRANZA	Yamaha YZF R6 266,0
14	94 C. PEROLARI	Yamaha YZF R6 266,0
15	78 H. OKUBO	Honda CBR600RR 265,4
16	56 P. SEBESTYEN	Yamaha YZF R6 264,7
17	61 C. ÖNCÜ	Kawasaki ZX-6R 264,1
18	44 L. MAHIAS	Kawasaki ZX-6R 263,4
19	52 P. HOBELBERGER	Honda CBR600RR 262,8
20	84 L. CRESSON	Yamaha YZF R6 262,1
21	83 L. EPIS	Yamaha YZF R6 262,1
22	2 L. MONTELLA	Yamaha YZF R6 260,9
23	22 F. FULIGNI	MV Agusta F3 675 260,2
24	25 A. VERDOÍA	Yamaha YZF R6 259,0
25	9 G. HENDRA PRATAMA	Yamaha YZF R6 255,3

SEG. 1		SEG. 2		SEG. 3		SEG. 4	
1	55 A. LOCATELLI 32.366	1	55 A. LOCATELLI 32.000	1	55 A. LOCATELLI 21.775	1	5 P. OETTL 28.000
2	16 J. CLUZEL 32.514	2	16 J. CLUZEL 32.160	2	44 L. MAHIAS 21.843	2	55 A. LOCATELLI 28.066
3	38 H. SOOMER 32.638	3	38 H. SOOMER 32.313	3	16 J. CLUZEL 21.853	3	99 D. WEBB 28.277
4	3 R. DE ROSA 32.717	4	5 P. OETTL 32.329	4	38 H. SOOMER 21.919	4	16 J. CLUZEL 28.371
5	44 L. MAHIAS 32.770	5	44 L. MAHIAS 32.406	5	32 I. VIÑALES 21.986	5	43 S. VALTULINI 28.376
6	32 I. VIÑALES 32.794	6	3 R. DE ROSA 32.409	6	81 M. GONZALEZ 22.008	6	12 A. RUIZ CARRANZA 28.398
7	5 P. OETTL 32.807	7	32 I. VIÑALES 32.441	7	61 C. ÖNCÜ 22.037	7	38 H. SOOMER 28.434
8	94 C. PEROLARI 32.898	8	99 D. WEBB 32.572	8	3 R. DE ROSA 22.045	8	94 C. PEROLARI 28.451
9	99 D. WEBB 32.900	9	81 M. GONZALEZ 32.578	9	78 H. OKUBO 22.068	9	32 I. VIÑALES 28.461
10	56 P. SEBESTYEN 32.976	10	61 C. ÖNCÜ 32.668	10	12 A. RUIZ CARRANZA 22.174	10	3 R. DE ROSA 28.480
11	81 M. GONZALEZ 32.978	11	4 S. ODENDAAL 32.677	11	5 P. OETTL 22.218	11	4 S. ODENDAAL 28.514
12	4 S. ODENDAAL 32.994	12	56 P. SEBESTYEN 32.690	12	47 A. BASSANI 22.232	12	56 P. SEBESTYEN 28.546
13	78 H. OKUBO 33.002	13	94 C. PEROLARI 32.691	13	56 P. SEBESTYEN 22.242	13	47 A. BASSANI 28.582
14	47 A. BASSANI 33.093	14	78 H. OKUBO 32.702	14	94 C. PEROLARI 22.250	14	61 C. ÖNCÜ 28.618
15	61 C. ÖNCÜ 33.114	15	43 S. VALTULINI 32.723	15	4 S. ODENDAAL 22.290	15	81 M. GONZALEZ 28.643
16	12 A. RUIZ CARRANZA 33.217	16	47 A. BASSANI 32.741	16	99 D. WEBB 22.296	16	44 L. MAHIAS 28.697
17	43 S. VALTULINI 33.240	17	83 L. EPIS 32.803	17	43 S. VALTULINI 22.338	17	78 H. OKUBO 28.716
18	83 L. EPIS 33.306	18	12 A. RUIZ CARRANZA 32.808	18	22 F. FULIGNI 22.396	18	83 L. EPIS 28.742
19	22 F. FULIGNI 33.346	19	52 P. HOBELBERGER 32.942	19	83 L. EPIS 22.417	19	6 M. HERRERA 28.789
20	52 P. HOBELBERGER 33.384	20	22 F. FULIGNI 32.992	20	6 M. HERRERA 22.467	20	22 F. FULIGNI 28.811
21	84 L. CRESSON 33.620	21	84 L. CRESSON 33.087	21	52 P. HOBELBERGER 22.620	21	52 P. HOBELBERGER 28.924
22	6 M. HERRERA 33.660	22	6 M. HERRERA 33.230	22	84 L. CRESSON 22.641	22	84 L. CRESSON 28.935
23	25 A. VERDOÍA 33.736	23	25 A. VERDOÍA 33.406	23	25 A. VERDOÍA 22.681	23	25 A. VERDOÍA 29.141
24	2 L. MONTELLA 33.904	24	2 L. MONTELLA 33.609	24	2 L. MONTELLA 22.710	24	2 L. MONTELLA 29.675
25	9 G. HENDRA PRATAMA 34.327	25	9 G. HENDRA PRATAMA 34.751	25	9 G. HENDRA PRATAMA 23.018	25	9 G. HENDRA PRATAMA 29.763

28/08/2020

These data/results cannot be reproduced, stored and/or transmitted in whole or in part by any manner of electronic, mechanical, photocopying, recording, broadcasting or otherwise now known or herein after developed without the previous express consent by the copyright owner, except for reproduction in daily press and regular printed publications on sale to the public within 60 days of the event related to those data/results and always provided that copyright symbol appears together as follows below.

© DORNA WSBK ORGANIZATION Srl 2020

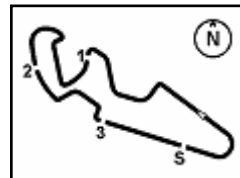
FICR PERUGIA TIMING



Official Tyre Supplier



Official Timekeeper



Prosecco DOC Aragon Round, 28 - 30 August 2020

Ideal Times Free Practice 2nd Session

MotorLand Aragon 5.077 m

No.	Rider	Nat	Bike	Seg. 1	Seg. 2	Seg. 3	Seg. 4	Ideal Time		
				Diff. 1	Diff. 2	Diff. 3	Diff. 4	Best Lap	Pos.	Diff.
1	55 A. LOCATELLI	ITA	Yamaha YZF R6	32.366	32.000	21.775	28.066 +0.101	1'54.207 1'54.308	1	0.101
2	16 J. CLUZEL	FRA	Yamaha YZF R6	32.514 +0.068	32.160	21.853 +0.021	28.371	1'54.898 1'54.987	2	0.089
3	38 H. SOOMER	EST	Yamaha YZF R6	32.638	32.313	21.919	28.434 +0.055	1'55.304 1'55.359	3	0.055
4	5 P. OETTL	GER	Kawasaki ZX-6R	32.807 +0.131	32.329 +0.183	22.218 +0.082	28.000 +0.524	1'55.354 1'56.274	7	0.920
5	3 R. DE ROSA	ITA	MV Agusta F3 675	32.717	32.409 +0.082	22.045	28.480 +0.041	1'55.651 1'55.774	4	0.123
6	32 I. VIÑALES	ESP	Yamaha YZF R6	32.794 +0.230	32.441 +0.028	21.986	28.461	1'55.682 1'55.940	5	0.258
7	44 L. MAHIAS	FRA	Kawasaki ZX-6R	32.770 +0.189	32.406	21.843 +0.248	28.697	1'55.716 1'56.153	6	0.437
8	99 D. WEBB	GBR	Yamaha YZF R6	32.900	32.572	22.296 +0.116	28.277 +0.170	1'56.045 1'56.331	8	0.286
9	81 M. GONZALEZ	ESP	Kawasaki ZX-6R	32.978 +0.125	32.578 +0.045	22.008 +0.088	28.643 +0.195	1'56.207 1'56.660	13	0.453
10	94 C. PEROLARI	FRA	Yamaha YZF R6	32.898	32.691 +0.052	22.250 +0.013	28.451	1'56.290 1'56.355	9	0.065
11	61 C. ÖNCÜ	TUR	Kawasaki ZX-6R	33.114	32.668	22.037 +0.067	28.618 +0.429	1'56.437 1'56.933	15	0.496
12	56 P. SEBESTYEN	HUN	Yamaha YZF R6	32.976	32.690 +0.017	22.242 +0.172	28.546	1'56.454 1'56.643	12	0.189
13	4 S. ODENDAAL	RSA	Yamaha YZF R6	32.994 +0.070	32.677	22.290 +0.053	28.514	1'56.475 1'56.598	11	0.123
14	78 H. OKUBO	JPN	Honda CBR600RR	33.002 +0.085	32.702	22.068	28.716	1'56.488 1'56.573	10	0.085
15	12 A. RUIZ CARRANZA	ESP	Yamaha YZF R6	33.217 +0.132	32.808	22.174	28.398	1'56.597 1'56.729	14	0.132
16	47 A. BASSANI	ITA	Yamaha YZF R6	33.093	32.741	22.232 +0.130	28.582 +0.203	1'56.648 1'56.981	16	0.333
17	43 S. VALTULINI	ITA	Kawasaki ZX-6R	33.240 +0.090	32.723 +0.313	22.338 +0.087	28.376 +0.257	1'56.677 1'57.424	17	0.747
18	83 L. EPIS	AUS	Yamaha YZF R6	33.306 +0.144	32.803 +0.151	22.417 +0.261	28.742	1'57.268 1'57.824	19	0.556
19	22 F. FULIGNI	ITA	MV Agusta F3 675	33.346 +0.041	32.992	22.396	28.811	1'57.545 1'57.586	18	0.041
20	52 P. HOBELSBERGER	GER	Honda CBR600RR	33.384 +0.172	32.942 +0.152	22.620	28.924 +0.034	1'57.870 1'58.228	21	0.358
21	6 M. HERRERA	ESP	Yamaha YZF R6	33.660 +0.008	33.230	22.467	28.789	1'58.146 1'58.154	20	0.008
22	84 L. CRESSON	BEL	Yamaha YZF R6	33.620	33.087 +0.001	22.641	28.935	1'58.283 1'58.284	22	0.001
23	25 A. VERDOÍA	FRA	Yamaha YZF R6	33.736 +0.078	33.406 +0.035	22.681 +0.084	29.141	1'58.964 1'59.161	23	0.197
24	2 L. MONTELLA	ITA	Yamaha YZF R6	33.904	33.609 +0.214	22.710	29.675 +0.034	1'59.898 2'00.146	24	0.248
	9 G. HENDRA PRATAMA	INA	Yamaha YZF R6	One or more sectors missing						
Overall Ideal Time				32.366	32.000	21.775	28.000	1'54.141		

28/08/2020

These data/results cannot be reproduced, stored and/or transmitted in whole or in part by any manner of electronic, mechanical, photocopying, recording, broadcasting or otherwise now known or herein after developed without the previous express consent by the copyright owner, except for reproduction in daily press and regular printed publications on sale to the public within 60 days of the event related to those data/results and always provided that copyright symbol appears together as follows below.

© DORNA WSBK ORGANIZATION Srl 2020

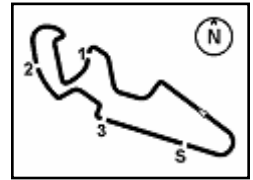
FICR PERUGIA TIMING



Official Tyre Supplier



Official Timekeeper



Prosecco DOC Aragon Round, 28 - 30 August 2020

Chronological Analysis Free Practice 2nd Session

1° 55 A. LOCATELLI (1'54.308)

Lap	Seg.1	Seg.2	Seg.3	Seg.4	Lap Time	km/h	Local Time
1		34.567	24.704	38.670	168,8	16:03'30.930	
2	33.134	32.315	21.976	28.459	1'55.884	260,9	16:05'26.814
3	32.559	32.248	21.972	28.304	1'55.083	264,1	16:07'21.897
4	32.537	32.286	22.097	28.310	1'55.230	267,3	16:09'17.127
5	32.505	32.325	21.926	28.239	1'54.995	266,0	16:11'12.122
6	32.562	32.726	22.096	28.354	1'55.738	264,7	16:13'07.860
7	32.697	32.255	21.993	28.239	1'55.184	266,0	16:15'03.044
8	32.688	32.404	21.975	28.177	1'55.244	267,3	16:16'58.288
9	32.553	32.415	21.943	28.260	1'55.171	267,3	16:18'53.459
10	32.719	32.307	22.039	28.350	1'55.415	264,7	16:20'48.874
11	34.927	32.664	22.466	35.082	2'05.139P	252,3	16:22'54.013
12	12'32.719	32.978	21.916	28.227	13'55.840P	266,7	16:36'49.853
13	32.366	32.000	21.775	28.167	1'54.308	268,0	16:38'44.161
14	32.405	32.112	22.763	30.319	1'57.599	240,0	16:40'41.760
15	32.472	32.161	21.862	28.140	1'54.635	268,0	16:42'36.395
16	32.424	32.132	21.915	28.260	1'54.731	268,0	16:44'31.126
17	32.434	32.083	21.819	28.066	1'54.402	270,0	16:46'25.528

7	33.094	32.749	22.381	28.735	1'56.959	258,4	16:24'22.598
8	33.109	32.806	22.363	28.845	1'57.123	258,4	16:26'19.721
9	33.159	32.654	22.236	28.598	1'56.647	259,6	16:28'16.368
10	39.506	33.445	22.872	36.630	2'12.453P	259,6	16:30'28.821
11	3'15.991	33.733	29.998	29.062	4'48.784P	256,5	16:35'17.605
12	33.096	37.790	22.716	28.513	2'02.115	261,5	16:37'19.720
13	32.717	32.491	22.045	28.521	1'55.774	262,1	16:39'15.494
14	36.234	33.640	28.194	28.949	2'07.017	259,0	16:41'22.511
15	32.838	32.409	22.150	28.480	1'55.877	262,8	16:43'18.388
16	32.836	32.548	27.004	29.149	2'01.537	258,4	16:45'19.925

5° 32 I. VIÑALES (1'55.940)

Lap	Seg.1	Seg.2	Seg.3	Seg.4	Lap Time	km/h	Local Time
1		33.394	22.452	28.928		259,6	16:02'42.168
2	33.544	32.767	22.466	28.838	1'57.615	260,9	16:04'39.783
3	38.306	32.904	24.495	31.918	2'07.623	226,9	16:06'47.406
4	33.141	32.583	22.226	28.788	1'56.738	262,8	16:08'44.144
5	33.249	32.578	22.079	35.241	2'03.147P	262,8	16:10'47.291
6	8'24.100	33.114	22.512	28.898	9'48.624P	258,4	16:20'35.915
7	33.412	32.888	22.428	28.697	1'57.425	259,0	16:22'33.340
8	33.173	32.618	31.403	29.262	2'06.456	260,9	16:24'39.796
9	33.072	32.562	22.145	28.685	1'56.464	260,2	16:26'36.260
10	33.086	32.441	22.560	35.930	2'04.017P	258,4	16:28'40.277
11	6'52.214	33.793	22.444	28.524	8'16.975P	263,4	16:36'57.252
12	33.024	32.469	21.986	28.461	1'55.940	266,7	16:38'53.192
13	33.218	32.591	22.828	31.924	2'00.561	254,1	16:40'53.753
14	32.794	32.640	22.115	28.593	1'56.142	264,7	16:42'49.895
15	32.941	32.566	22.242	28.682	1'56.431	263,4	16:44'46.326
16	33.111	32.455	22.200	28.634	1'56.400	263,4	16:46'42.726

2° 16 J. CLUZEL (1'54.987)

Lap	Seg.1	Seg.2	Seg.3	Seg.4	Lap Time	km/h	Local Time
1		35.048	46.170	29.806		258,4	16:03'15.817
2	33.204	32.855	21.982	28.572	1'56.613	261,5	16:05'12.430
3	32.562	32.454	21.942	28.405	1'55.363	261,5	16:07'07.793
4	32.698	32.354	21.919	28.456	1'55.427	267,3	16:09'03.220
5	32.652	32.910	22.576	34.875	2'03.013P	259,0	16:11'06.233
6	8'23.047	33.082	22.318	28.818	9'47.265P	260,9	16:20'53.498
7	33.158	32.594	22.152	28.396	1'56.300	264,1	16:22'49.798
8	32.936	32.500	22.163	34.405	2'02.004P	263,4	16:24'51.802
9	11'01.515	37.842	23.220	28.477	12'31.054P	262,8	16:37'22.856
10	32.801	33.754	22.722	28.550	1'57.827	264,1	16:39'20.683
11	32.514	34.853	23.921	28.665	1'59.953	263,4	16:41'20.636
12	32.582	32.160	21.874	28.371	1'54.987	265,4	16:43'15.623
13	32.550	32.324	21.853	28.456	1'55.183	266,7	16:45'10.806

6° 44 L. MAHIAS (1'56.153)

Lap	Seg.1	Seg.2	Seg.3	Seg.4	Lap Time	km/h	Local Time
1		34.906	34.391	35.783		213,0	16:03'10.664
2	33.259	32.547	21.947	28.792	1'56.545	260,2	16:05'07.209
3	33.326	32.687	21.843	29.010	1'56.866	258,4	16:07'04.075
4	32.927	32.690	22.052	28.874	1'56.543	261,5	16:09'00.618
5	36.407	32.713	22.774	34.202	2'06.096P	259,0	16:11'06.714
6	9'02.398	33.290	22.155	28.921	10'26.764P	255,9	16:21'33.478
7	32.899	32.853	22.055	28.720	1'56.527	257,8	16:23'30.005
8	32.770	32.413	22.064	28.747	1'55.994C	259,0	16:25'25.999
9	32.966	32.931	22.108	28.812	1'56.817	259,0	16:27'22.816
10	32.987	32.743	22.053	28.864	1'56.647	260,9	16:29'19.463
11	33.971	34.050	22.270	33.427	2'03.718P	261,5	16:31'23.181
12	5'07.880	34.319	22.233	28.870	6'33.302P	257,8	16:37'56.483
13	33.090	32.671	22.068	28.833	1'56.662	260,9	16:39'53.145
14	32.959	32.406	22.091	28.697	1'56.153	263,4	16:41'49.298
15	34.411	33.078	29.599	28.990	2'06.078	259,6	16:43'55.376
16	32.850	33.802	22.258	28.734	1'57.644	261,5	16:45'53.020

3° 38 H. SOOMER (1'55.359)

Lap	Seg.1	Seg.2	Seg.3	Seg.4	Lap Time	km/h	Local Time
1		34.050	22.729	29.364		262,8	16:02'14.281
2	33.365	32.607	22.115	28.960	1'57.047	260,2	16:04'11.328
3	32.720	44.708	22.407	28.590	2'08.425	262,8	16:06'19.753
4	32.744	32.751	22.543	28.483	1'56.521	268,0	16:08'16.274
5	32.713	33.361	22.986	33.363	2'02.423P	259,6	16:10'18.697
6	6'36.166	33.078	22.169	28.670	8'00.083P	261,5	16:18'18.780
7	32.840	32.610	22.220	28.745	1'56.415	260,2	16:20'15.195
8	32.718	32.380	22.079	28.434	1'55.611	262,1	16:22'10.806
9	39.170	32.840	22.917	34.547	2'09.474P	260,9	16:24'20.280
10	5'01.200	32.883	22.337	28.668	6'25.088P	261,5	16:30'45.368
11	33.149	32.490	21.993	28.664	1'56.296	260,9	16:32'41.664
12	32.760	32.491	26.245	34.639	2'06.135P	260,2	16:34'47.799
13	4'21.554	32.832	23.582	28.682	5'46.650P	259,6	16:40'34.449
14	32.772	32.471	22.129	28.647	1'56.019	262,1	16:42'30.468
15	32.665	32.341	22.139	28.473	1'55.618	264,7	16:44'26.086
16	32.638	32.313	21.919	28.489	1'55.359	262,1	16:46'21.445

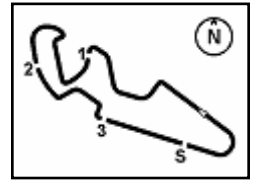
7° 5 P. OETTL (1'56.274)

Lap	Seg.1	Seg.2	Seg.3	Seg.4	Lap Time	km/h	Local Time
1		33.471	35.314	28.912		257,8	16:03'09.623
2	33.135	32.685	22.384	28.694	1'56.898	259,0	16:05'06.521
3	35.359	32.592	25.730	28.544	2'02.225	260,2	16:07'08.746
4	32.863	32.747	22.225	28.594	1'56.429	261,5	16:09'05.175
5	33.012	32.624	22.387	28.526	1'56.549	262,1	16:11'01.724
6	33.044	32.646	22.270	28.642	1'56.602	259,6	16:12'58.326
7	32.993	32.590	22.315	28.659	1'56.557	259,6	16:14'54.883
8	41.388	32.672	22.313	28.476	2'04.849	262,1	16:16'59.732
9	32.938	32.512	22.300	28.524	1'56.274	261,5	16:18'56.006
10	35.670	33.880	23.872	35.619	2'09.041P	248,8	16:21'05.047
11	6'21.304	44.227	22.566	28.648	7'56.745P	258,4	16:29'01.792
12	33.502	32.792	22.218	28.638	1'57.150C	260,9	16:30'58.942

28/08/2020 P = Pits In/Out - C = Lap Time Cancelled

These data/results cannot be reproduced, stored and/or transmitted in whole or in part by any manner of electronic, mechanical, photocopying, recording, broadcasting or otherwise now known or herein after developed without the previous express consent by the copyright owner, except for reproduction in daily press and regular printed publications on sale to the public within 60 days of the event related to those data/results and always provided that copyright symbol appears together as follows below.

© DORNA WSBK ORGANIZATION Srl 2020



Prosecco DOC Aragon Round, 28 - 30 August 2020

Chronological Analysis Free Practice 2nd Session

8° 99 D. WEBB (1'56.331)								11° 4 S. ODENDAAL (1'56.598)							
Lap	Seg.1	Seg.2	Seg.3	Seg.4	Lap Time	km/h	Local Time	Lap	Seg.1	Seg.2	Seg.3	Seg.4	Lap Time	km/h	Local Time
1		34.595	23.603	29.415		264,7	16:02'17.829	1			34.068	23.163	28.896	269,3	16:02'15.861
2	33.808	33.031	22.682	28.714	1'58.235	265,4	16:04'16.064	2	33.444	33.220	22.428	28.832	1'57.924	265,4	16:04'13.785
3	33.223	32.882	22.575	28.688	1'57.368	264,7	16:06'13.432	3	33.813	32.798	29.096	29.384	2'05.091	247,7	16:06'18.876
4	36.292	33.576	29.161	29.144	2'08.173	263,4	16:08'21.605	4	33.324	32.865	22.535	28.791	1'57.515	263,4	16:08'16.391
5	33.440	32.681	23.661	31.739	2'01.521	255,3	16:10'23.126	5	33.091	33.162	23.187	28.867	1'58.307	265,4	16:10'14.698
6	33.619	33.009	22.427	28.760	1'57.815	260,9	16:12'20.942	6	33.336	32.830	22.403	28.806	1'57.375	261,5	16:12'12.073
7	33.364	32.843	22.600	35.924	2'04.731P	259,6	16:14'25.671	7	33.193	32.771	22.468	28.833	1'57.265	260,2	16:14'09.338
8	6'44.694	33.220	22.595	28.720	8'09.229P	259,6	16:22'34.901	8	33.536	33.611	23.198	36.182	2'06.527P	260,2	16:16'15.865
9	33.227	32.993	23.488	31.537	2'01.245	241,1	16:24'36.146	9	6'51.957	33.135	24.598	29.725	8'19.415P	258,4	16:24'35.280
10	33.253	32.754	22.496	28.680	1'57.183	258,4	16:26'33.329	10	33.237	32.836	22.366	28.688	1'57.127	259,6	16:26'32.407
11	33.362	33.026	22.743	35.879	2'05.010P	261,5	16:28'38.339	11	35.556	33.041	22.891	29.316	2'00.804	250,6	16:28'33.211
12	6'48.747	34.287	22.776	28.494	8'14.304P	264,7	16:36'52.643	12	33.513	33.743	22.867	35.987	2'06.110P	262,8	16:30'39.321
13	33.214	32.693	22.296	28.550	1'56.753	264,1	16:38'49.396	13	5'30.775	33.042	22.498	28.724	6'55.039P	262,1	16:37'34.360
14	33.082	33.055	33.379	29.239	2'08.755	259,6	16:40'58.151	14	33.127	32.785	22.290	28.655	1'56.857	262,8	16:39'31.217
15	33.124	32.632	22.637	28.328	1'56.721	266,7	16:42'54.872	15	32.994	42.278	24.728	38.976	2'18.976	140,1	16:41'50.193
16	33.356	32.604	22.695	28.277	1'56.932	268,0	16:44'51.804	16	33.283	32.906	29.475	28.787	2'04.451	262,8	16:43'54.644
17	32.900	32.572	22.412	28.447	1'56.331	272,7	16:46'48.135	17	33.064	32.677	22.343	28.514	1'56.598	264,1	16:45'51.242

9° 94 C. PEROLARI (1'56.355)								12° 56 P. SEBESTYEN (1'56.643)							
Lap	Seg.1	Seg.2	Seg.3	Seg.4	Lap Time	km/h	Local Time	Lap	Seg.1	Seg.2	Seg.3	Seg.4	Lap Time	km/h	Local Time
1		34.034	23.324	29.109		261,5	16:02'16.876	1			33.784	22.917	28.977	264,7	16:02'14.931
2	33.540	32.993	22.782	29.194	1'58.509	258,4	16:04'15.385	2	33.562	33.163	22.520	29.151	1'58.396	256,5	16:04'13.327
3	33.214	33.023	22.474	28.910	1'57.621	264,1	16:06'13.006	3	33.373	32.964	22.586	29.062	1'57.985	256,5	16:06'11.312
4	34.194	34.788	22.721	28.788	2'00.491	266,0	16:08'13.497	4	43.050	33.541	22.806	29.045	2'08.442	260,2	16:08'19.754
5	33.275	38.131	25.767	40.719	2'17.892P	211,4	16:10'31.389	5	33.367	33.299	24.494	41.569	2'12.729P	232,3	16:10'32.483
6	8'44.190	37.323	23.924	33.296	10'18.733P	235,3	16:20'50.122	6	7'02.984	33.100	22.752	29.038	8'27.874P	260,9	16:19'00.357
7	33.193	32.933	22.425	28.833	1'57.384	259,6	16:22'47.506	7	33.278	32.841	23.564	30.809	2'00.492	235,3	16:21'00.849
8	33.271	32.901	22.543	28.839	1'57.554	260,9	16:24'45.060	8	33.111	32.861	22.565	28.960	1'57.497	257,8	16:22'58.346
9	33.859	34.063	23.298	34.987	2'06.207P	259,6	16:26'51.267	9	33.168	32.931	22.541	28.916	1'57.556	259,0	16:24'55.902
10	10'29.584	36.569	25.452	28.968	12'00.573P	261,5	16:38'51.840	10	34.408	33.541	23.121	36.871	2'07.941P	254,7	16:27'03.843
11	33.214	32.736	24.758	29.076	1'59.784	257,8	16:40'51.624	11	8'23.134	33.322	22.292	28.722	9'47.470P	259,6	16:36'51.313
12	32.946	37.776	23.842	28.878	2'03.442	260,9	16:42'55.066	12	33.020	32.701	22.288	28.770	1'56.779	261,5	16:38'48.092
13	32.926	32.691	22.250	28.628	1'56.495	264,1	16:44'51.561	13	35.809	33.206	24.201	28.896	2'02.112	259,6	16:40'50.204
14	32.898	32.743	22.263	28.451	1'56.355	266,0	16:46'47.916	14	33.188	32.800	22.332	28.821	1'57.141	259,6	16:42'47.345

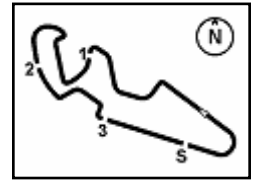
10° 78 H. OKUBO (1'56.573)								13° 81 M. GONZALEZ (1'56.660)							
Lap	Seg.1	Seg.2	Seg.3	Seg.4	Lap Time	km/h	Local Time	Lap	Seg.1	Seg.2	Seg.3	Seg.4	Lap Time	km/h	Local Time
1		34.378	38.985	29.142		258,4	16:02'45.233	1			33.706	22.588	29.228	257,8	16:02'22.564
2	33.313	33.157	22.337	29.067	1'57.874	258,4	16:04'43.107	2	33.660	33.117	22.399	29.243	1'58.419	255,3	16:04'20.983
3	33.420	33.370	22.661	29.060	1'58.511	258,4	16:06'41.618	3	33.376	32.923	25.236	29.362	2'00.897	256,5	16:06'21.880
4	44.029	35.873	25.379	45.546	2'30.827P	147,3	16:09'12.445	4	33.347	32.949	22.718	34.325	2'03.339P	264,1	16:08'25.219
5	11'42.523	38.561	24.070	28.937	13'14.091P	255,3	16:22'26.536	5	5'17.153	33.052	22.097	29.376	6'41.678P	255,9	16:15'06.897
6	33.087	32.702	22.068	28.716	1'56.573	259,6	16:24'23.109	6	33.041	32.686	22.008	28.852	1'56.587C	259,6	16:17'03.484
7	33.002	32.841	22.251	28.815	1'56.909	260,9	16:26'20.018	7	32.978	32.578	22.429	28.757	1'56.742	269,3	16:19'00.226
8	33.253	32.789	22.120	28.959	1'57.121	260,9	16:28'17.139	8	33.077	32.758	23.627	37.029	2'06.491P	232,8	16:21'06.717
9	33.676	33.477	22.462	29.156	1'58.771	260,9	16:30'15.910	9	6'50.627	32.964	22.108	28.842	8'14.541P	259,0	16:29'21.258
10	33.853	33.386	22.557	29.249	1'59.045	259,6	16:32'14.955	10	33.072	32.816	22.172	28.747	1'56.807	260,9	16:31'18.065
11	33.609	33.422	22.581	29.314	1'58.926	256,5	16:34'13.881	11	33.103	32.623	22.096	28.838	1'56.660	260,2	16:33'14.725
12	33.528	33.356	22.435	29.020	1'58.339	260,9	16:36'12.220	12	33.127	32.749	30.723	28.947	2'05.546	259,0	16:35'20.271
13	37.592	37.824	25.005	40.610	2'21.031P	201,5	16:38'33.251	13	33.206	32.656	22.179	28.643	1'56.684	264,7	16:37'16.955
14	1'55.146	33.478	22.490	29.053	3'20.167P	260,9	16:41'53.418	14	33.036	32.735	24.725	28.827	1'59.323	264,7	16:39'16.278
15	33.445	33.130	22.900	28.848	1'58.323	265,4	16:43'51.741	15	33.011	32.826	22.256	28.759	1'56.852	260,9	16:41'13.130
16	33.559	33.210	47.950	29.690	2'24.409	257,1	16:46'16.150	16	37.243	35.086	22.620	28.831	2'03.780	263,4	16:43'16.910
								17	33.221	36.342	26.431	29.455	2'05.449	260,2	16:45'22.359

14° 12 A. RUIZ CARRANZA (1'56.729)							
Lap	Seg.1	Seg.2	Seg.3	Seg.4	Lap Time	km/h	Local Time
1							
2	33.745	32.981	22.524	28.869		259,6	16:02'18.414
			22.585	28.574	1'57.885	264,1	16:04'16.299

28/08/2020 P = Pits In/Out - C = Lap Time Cancelled

These data/results cannot be reproduced, stored and/or transmitted in whole or in part by any manner of electronic, mechanical, photocopying, recording, broadcasting or otherwise now known or herein after developed without the previous express consent by the copyright owner, except for reproduction in daily press and regular printed publications on sale to the public within 60 days of the event related to those data/results and always provided that copyright symbol appears together as follows below.

© DORNA WSBK ORGANIZATION Srl 2020



MotorLand Aragon 5.077 m

3 / 4

Lap	Seg.1	Seg.2	Seg.3	Seg.4	Lap Time	km/h	Local Time
3	33.704	32.845	22.465	28.476	1'57.490	262,8	16:06'13.789
4	33.217	32.967	22.726	28.486	1'57.396	264,7	16:08'11.185
5	41.010	35.206	24.280	42.131	2'22.627P	228,8	16:10'33.812
6	5'29.250	34.169	26.338	28.777	6'58.534P	261,5	16:17'32.346
7	33.570	33.220	22.398	28.683	1'57.871	260,2	16:19'30.217
8	33.326	32.914	22.420	28.540	1'57.200	261,5	16:21'27.417
9	33.376	33.177	22.388	28.657	1'57.598	262,1	16:23'25.015
10	39.186	32.980	22.476	34.425	2'09.067P	260,9	16:25'34.082
11	5'52.446	40.528	27.490	31.553	7'32.017P	251,7	16:33'06.099
12	33.626	33.097	22.440	28.666	1'57.829C	261,5	16:35'03.928
13	33.349	32.808	22.174	28.398	1'56.729	266,0	16:37'00.657
14	33.353	32.835	22.319	28.483	1'56.990	264,7	16:38'57.647
15	33.390	32.847	32.356	29.847	2'08.440	258,4	16:41'06.087
16	35.050	38.165	24.936	35.176	2'13.327	264,7	16:43'19.414
17	35.479	33.190	24.005	28.656	2'01.330	266,0	16:45'20.744

18°		22 F. FULIGNI (1'57.586)					
Lap	Seg.1	Seg.2	Seg.3	Seg.4	Lap Time	km/h	Local Time
1		34.383	23.320	29.606	255,3	16:02'34.152	
2	34.412	37.849	23.122	29.419	2'04.802	255,3	16:04'38.954
3	33.825	33.777	22.757	29.264	1'59.623	254,7	16:06'38.577
4	33.659	33.446	22.719	29.172	1'58.996	258,4	16:08'37.573
5	35.670	33.554	23.225	40.033	2'12.482P	226,4	16:10'50.055
6	5'57.362	34.079	23.139	29.299	7'23.879P	257,1	16:18'13.934
7	33.775	33.424	22.760	29.250	1'59.209	255,9	16:20'13.143
8	33.419	33.169	22.497	28.992	1'58.077	257,8	16:22'11.220
9	35.912	33.531	22.841	36.417	2'08.701P	255,9	16:24'19.921
10	3'50.635	33.978	22.812	29.129	5'16.554P	259,0	16:29'36.475
11	34.381	33.599	22.630	29.030	1'59.640	260,2	16:31'36.115
12	33.408	33.128	22.534	28.986	1'58.056	260,2	16:33'34.171
13	33.539	33.267	22.658	35.626	2'05.090P	256,5	16:35'39.261
14	3'09.326	33.942	22.784	29.146	4'35.198P	258,4	16:40'14.459
15	33.672	33.529	22.553	28.909	1'58.663	260,2	16:42'13.122
16	33.346	33.065	22.518	28.938	1'57.867	259,0	16:44'10.989
17	33.387	32.992	22.396	28.811	1'57.586	258,4	16:46'08.575

15°		61 C. ÖNCÜ (1'56.933)					
Lap	Seg.1	Seg.2	Seg.3	Seg.4	Lap Time	km/h	Local Time
1		34.739	35.963	34.478	221,8	16:03'11.147	
2	33.366	32.765	22.037	28.944	1'57.112	259,6	16:05'08.259
3	33.305	32.698	22.218	28.778	1'56.999	257,1	16:07'05.258
4	33.256	32.876	22.283	28.845	1'57.260	260,2	16:09'02.518
5	35.913	32.837	22.278	28.618	1'59.646	264,1	16:11'02.164
6	33.114	32.668	22.104	29.047	1'56.933	259,6	16:12'59.097
7	35.411	33.722	22.772	35.043	2'06.948P	255,9	16:15'06.045
8	18'39.104	33.529	30.989	28.936	20'12.558P	257,1	16:35'18.603
9	33.290	32.880	22.559	28.655	1'57.384	260,2	16:37'15.987
10	33.269	32.896	22.404	28.841	1'57.410	260,9	16:39'13.397
11	39.580	33.406	29.644	34.709	2'17.339P	258,4	16:41'30.736

19°		83 L. EPIS (1'57.824)					
Lap	Seg.1	Seg.2	Seg.3	Seg.4	Lap Time	km/h	Local Time
1		34.031	22.899	30.203	246,0	16:02'14.020	
2	34.098	33.253	22.665	29.580	1'59.596	257,1	16:04'13.616
3	34.264	33.329	22.499	29.136	1'59.228	257,8	16:06'12.844
4	33.692	33.129	22.730	29.293	1'58.844	258,4	16:08'11.688
5	35.197	37.928	24.356	29.846	2'07.327	250,6	16:10'19.015
6	33.505	33.232	22.417	29.131	1'58.285	257,8	16:12'17.300
7	33.464	33.064	22.496	29.020	1'58.044	258,4	16:14'15.344
8	35.150	34.490	23.567	36.953	2'10.160P	244,9	16:16'25.504
9	22'30.023	33.462	22.755	29.098	23'55.338P	258,4	16:40'20.842
10	33.450	32.954	22.678	28.742	1'57.824	262,1	16:42'18.666
11	33.613	35.433	27.966	30.891	2'07.903	226,9	16:44'26.569
12	33.306	32.803	23.719	29.509	1'59.337	241,1	16:46'25.906

16°		47 A. BASSANI (1'56.981)					
Lap	Seg.1	Seg.2	Seg.3	Seg.4	Lap Time	km/h	Local Time
1		34.241	23.112	29.063	262,8	16:02'20.925	
2	33.769	33.369	22.372	29.176	1'58.686	258,4	16:04'19.611
3	33.498	33.116	22.411	29.082	1'58.107	258,4	16:06'17.718
4	36.317	33.643	23.914	34.944	2'08.818P	262,8	16:08'26.536
5	6'47.784	38.357	25.882	29.222	8'21.245P	254,7	16:16'47.781
6	33.618	32.843	22.232	28.889	1'57.582	260,2	16:18'45.363
7	33.412	32.856	22.470	28.988	1'57.726	256,5	16:20'43.089
8	38.747	35.515	22.591	28.846	2'05.699	259,6	16:22'48.788
9	33.379	32.881	22.587	28.649	1'57.496	262,1	16:24'46.284
10	33.308	33.074	22.253	37.680	2'06.315P	256,5	16:26'52.599
11	6'31.808	37.671	24.179	36.106	8'09.764P	194,2	16:35'02.363
12	35.362	33.151	22.583	28.792	1'59.888	262,1	16:37'02.251
13	33.501	32.888	22.309	28.793	1'57.491	262,8	16:38'59.742
14	33.093	32.741	22.362	28.785	1'56.981	260,2	16:40'56.723
15	33.147	32.796	22.704	28.683	1'57.330C	262,1	16:42'54.053
16	33.372	33.021	22.855	28.852	1'58.100	266,0	16:44'52.153
17	33.238	32.874	22.394	28.582	1'57.088	266,7	16:46'49.241

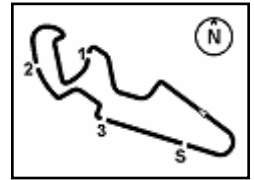
20°		6 M. HERRERA (1'58.154)					
Lap	Seg.1	Seg.2	Seg.3	Seg.4	Lap Time	km/h	Local Time
1		34.663	23.181	29.635	260,2	16:02'02.031	
2	34.432	34.049	22.906	29.356	2'00.743	259,6	16:04'02.774
3	34.081	33.637	22.857	29.227	1'59.802	258,4	16:06'02.576
4	36.053	34.211	23.178	38.313	2'11.755P	260,2	16:08'14.331
5	7'00.317	34.422	30.515	29.185	8'34.439P	262,1	16:16'48.770
6	33.996	33.547	22.793	28.874	1'59.210	262,1	16:18'47.980
7	33.863	33.385	22.665	29.004	1'58.917	259,6	16:20'46.897
8	33.815	33.371	22.076	28.913	2'04.175	263,4	16:22'51.072
9	33.735	33.424	22.738	28.970	1'58.867	259,0	16:24'49.939
10	33.987	34.245	22.929	37.110	2'08.271P	259,0	16:26'58.210
11	8'29.322	34.302	22.809	28.797	9'55.230P	266,0	16:36'53.440
12	34.064	33.446	22.880	28.842	1'59.232	262,8	16:38'52.672
13	34.049	33.549	22.869	28.921	1'59.388	262,1	16:40'52.060
14	33.660	33.592	22.644	28.829	1'58.725	266,0	16:42'50.785
15	33.732	33.626	22.660	28.794	1'58.812	266,7	16:44'49.597
16	33.668	33.230	22.467	28.789	1'58.154	265,4	16:46'47.751

17°		43 S. VALTULINI (1'57.424)					
Lap	Seg.1	Seg.2	Seg.3	Seg.4	Lap Time	km/h	Local Time
1		34.363	23.431	29.139	267,3	16:02'14.638	
2	34.028	33.115	22.671	29.178	1'58.992	266,7	16:04'13.630
3	33.539	32.774	22.553	28.745	1'57.611	266,7	16:06'11.241
4	34.584	33.445	23.952	30.427	2'02.408	240,5	16:08'13.649
5	33.516	35.869	24.438	29.656	2'03.479	258,4	16:10'17.128
6	33.571	32.971	22.852	28.748	1'58.142	265,4	16:12'15.270
7	33.426	33.425	22.874	29.119	1'58.844	264,7	16:14'14.114
8	34.272	34.056	23.273	36.839	2'08.440P	263,4	16:16'22.554
9	6'44.831	33.441	24.456	31.968	8'14.696P	207,7	16:24'37.250
10	33.308	33.090	22.623	28.776	1'57.797	264,1	16:26'35.047
11	33.433	32.986	22.654	28.655	1'57.728	268,7	16:28'32.775

28/08/2020 P = Pits In/Out - C = Lap Time Cancelled

These data/results cannot be reproduced, stored and/or transmitted in whole or in part by any manner of electronic, mechanical, photocopying, recording, broadcasting or otherwise now known or herein after developed without the previous express consent by the copyright owner, except for reproduction in daily press and regular printed publications on sale to the public within 60 days of the event related to those data/results and always provided that copyright symbol appears together as follows below.

© DORNA WSBK ORGANIZATION Srl 2020



Prosecco DOC Aragon Round, 28 - 30 August 2020

Chronological Analysis Free Practice 2nd Session

21° 52 P. HOBELSBERGER (1'58.228)							
Lap	Seg.1	Seg.2	Seg.3	Seg.4	Lap Time	km/h	Local Time
1		36.011	24.701	29.659		259,0	16:02'14.875
2	34.166	33.771	23.555	29.295	2'00.787	259,0	16:04'15.662
3	33.384	32.942	23.142	28.960	1'58.428	262,8	16:06'14.090
4	33.445	33.150	23.052	29.584	1'59.231	252,9	16:08'13.321
5	33.624	33.813	30.580	42.667	2'20.684P	213,4	16:10'34.005
6	5'54.563	34.148	23.140	29.114	7'20.965P	258,4	16:17'54.970
7	33.593	33.147	22.790	29.201	1'58.731	257,8	16:19'53.701
8	33.427	33.304	22.865	29.047	1'58.643	258,4	16:21'52.344
9	33.536	33.212	22.669	29.188	1'58.605	257,8	16:23'50.949
10	36.420	36.273	24.826	35.969	2'13.488P	248,3	16:26'04.437
11	8'11.704	34.420	27.039	29.747	9'42.910P	256,5	16:35'47.347
12	33.566	33.013	22.754	35.319	2'04.652	260,9	16:37'51.999
13	33.860	33.178	22.794	29.060	1'58.892	261,5	16:39'50.891
14	33.566	33.094	22.620	28.958	1'58.228	261,5	16:41'49.119
15	35.468	34.272	23.548	29.745	2'03.033	246,6	16:43'52.152
16	33.508	33.116	22.689	28.924	1'58.237	260,2	16:45'50.389

25° 9 G. HENDRA PRATAMA							
Lap	Seg.1	Seg.2	Seg.3	Seg.4	Lap Time	km/h	Local Time
1		1'04.076	24.806	37.685		255,3	16:05'10.454
2	3'32.487	34.751	31.922	29.763	5'08.923P	253,5	16:10'19.377
3	34.327	44.307	23.018	37.106	2'18.758P	255,3	16:12'38.135

22° 84 L. CRESSON (1'58.284)							
Lap	Seg.1	Seg.2	Seg.3	Seg.4	Lap Time	km/h	Local Time
1		34.292	23.263	29.386		260,9	16:02'16.118
2	34.076	33.494	23.067	29.238	1'59.875	261,5	16:04'15.993
3	33.781	33.509	22.765	29.154	1'59.209	259,6	16:06'15.202
4	33.800	33.326	22.829	29.094	1'59.049	262,1	16:08'14.251
5	33.654	33.610	25.488	29.376	2'02.128	255,9	16:10'16.379
6	33.787	33.381	22.824	29.289	1'59.281	260,2	16:12'15.660
7	33.692	33.251	22.795	29.123	1'58.861	257,1	16:14'14.521
8	36.550	34.788	25.929	34.709	2'11.976P	257,1	16:16'26.497
9	7'25.670	37.879	30.432	29.424	9'03.405P	256,5	16:25'29.902
10	33.757	33.423	22.789	29.177	1'59.146	255,3	16:27'29.048
11	37.135	33.980	22.879	29.095	2'03.089	259,0	16:29'32.137
12	33.765	33.469	22.891	29.048	1'59.173	259,0	16:31'31.310
13	34.286	33.638	23.196	34.738	2'05.858P	256,5	16:33'37.168
14	7'07.941	36.970	22.904	29.040	8'36.855P	260,9	16:42'14.023
15	33.620	33.088	22.641	28.935	1'58.284	259,6	16:44'12.307
16	33.631	33.087	22.672	36.750	2'06.140P	253,5	16:46'18.447

23° 25 A. VERDOÑA (1'59.161)							
Lap	Seg.1	Seg.2	Seg.3	Seg.4	Lap Time	km/h	Local Time
1		34.180	23.669	29.440		257,1	16:02'54.740
2	34.011	35.108	24.062	29.576	3'47.053	256,5	16:40'41.793
3	33.736	33.406	22.681	29.418	1'59.241	258,4	16:42'41.034
4	33.814	33.441	22.765	29.141	1'59.161	259,0	16:44'40.195
5	33.979	33.534	22.825	29.251	1'59.589	259,0	16:46'39.784

24° 2 L. MONTELLA (2'00.146)							
Lap	Seg.1	Seg.2	Seg.3	Seg.4	Lap Time	km/h	Local Time
1		35.437	24.096	30.197		255,9	16:02'37.408
2	34.716	35.364	23.151	29.853	2'03.084	260,2	16:04'40.492
3	34.009	34.081	24.818	29.874	2'02.782	257,1	16:06'43.274
4	34.505	33.946	25.458	39.680	2'13.589P	248,3	16:08'56.863
5	2'46.587	35.695	30.079	30.462	4'22.823P	255,3	16:13'19.686
6	34.144	34.257	23.370	36.614	2'08.385P	255,3	16:15'28.071
7	6'03.513	35.542	22.953	29.804	7'31.812P	259,0	16:22'59.883
8	33.942	33.775	23.051	29.713	2'00.481	257,8	16:25'00.364
9	34.191	33.609	22.922	29.675	2'00.397	257,8	16:27'00.761
10	34.123	33.900	22.874	29.865	2'00.762	258,4	16:29'01.523
11	34.342	34.036	23.338	39.676	2'11.392CP	241,6	16:31'12.915
12	6'26.841	35.172	23.722	30.054	7'55.789P	259,6	16:39'08.704
13	34.103	33.855	22.812	29.824	2'00.594	259,0	16:41'09.298
14	34.034	34.258	23.335	29.867	2'01.494	259,0	16:43'10.792
15	33.904	33.823	22.710	29.709	2'00.146	260,9	16:45'10.938

28/08/2020 P = Pits In/Out - C = Lap Time Cancelled

These data/results cannot be reproduced, stored and/or transmitted in whole or in part by any manner of electronic, mechanical, photocopying, recording, broadcasting or otherwise now known or herein after developed without the previous express consent by the copyright owner, except for reproduction in daily press and regular printed publications on sale to the public within 60 days of the event related to those data/results and always provided that copyright symbol appears together as follows below.

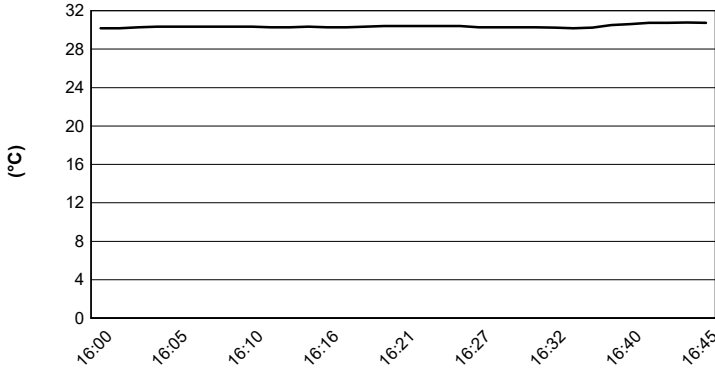
© DORNA WSBK ORGANIZATION Srl 2020

Prosecco DOC Aragon Round, 28 - 30 August 2020

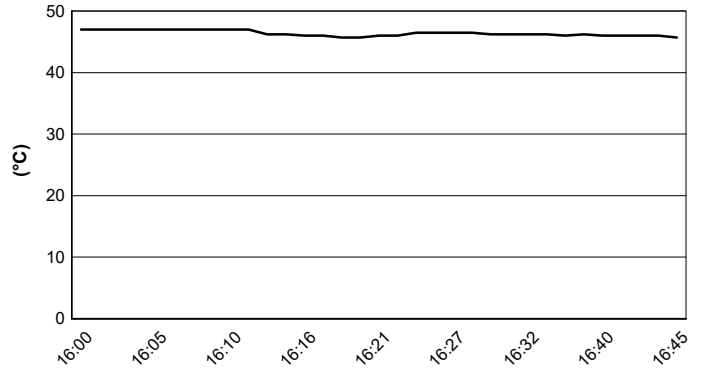
Weather Report Free Practice 2nd Session

Session started 16:00 - Session ended 16:46

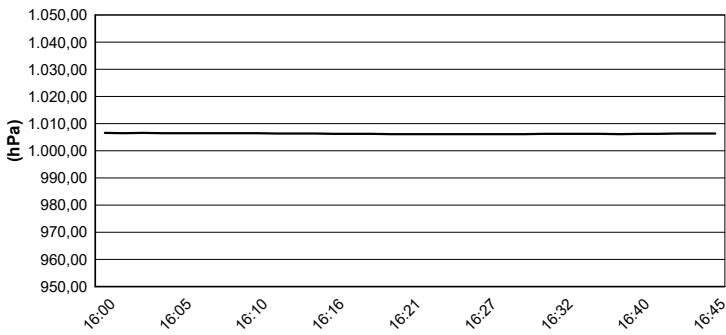
Air Temperature



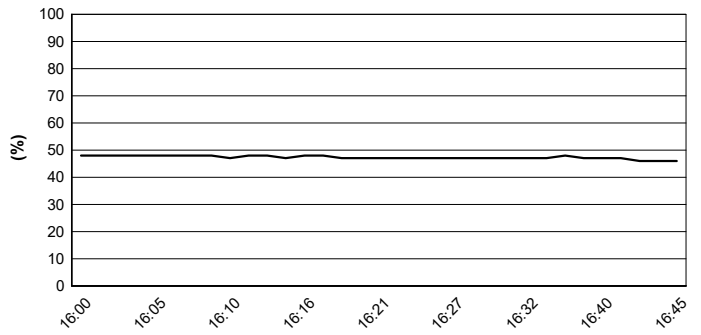
Track Temperature



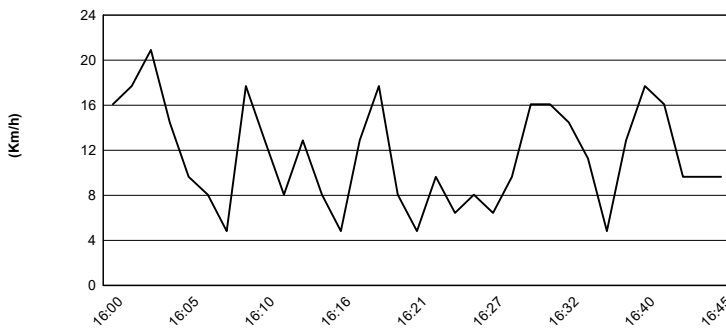
Air Pressure



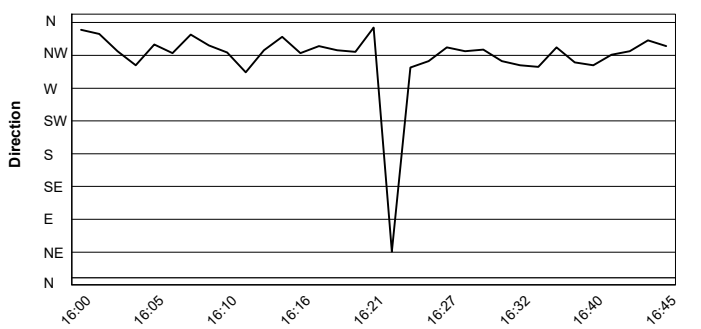
Humidity



Wind Speed



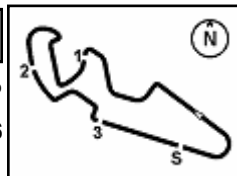
Wind Direction



28/08/2020

These data/results cannot be reproduced, stored and/or transmitted in whole or in part by any manner of electronic, mechanical, photocopying, recording, broadcasting or otherwise now known or herein after developed without the previous express consent by the copyright owner, except for reproduction in daily press and regular printed publications on sale to the public within 60 days of the event related to those data/results and always provided that copyright symbol appears together as follows below.

© DORNA WSBK ORGANIZATION Srl 2020



Prosecco DOC Aragon Round, 28 - 30 August 2020

Best Laps & Speeds

No.	Rider Bike	Nat	Best Lap		FP1		FP2												
			LL	SPD	LL	SPD	LL	SPD											
1	55 A. LOCATELLI Yamaha YZF R6	ITA	1'54.308	30 270,0	1'54.588	14 267,9	1'54.308	16 270,0											
2	16 J. CLUZEL Yamaha YZF R6	FRA	1'54.987	28 267,3	1'55.231	16 264,0	1'54.987	12 267,3											
3	38 H. SOOMER Yamaha YZF R6	EST	1'55.149	29 267,9	1'55.149	14 266,0	1'55.359	15 267,9											
4	32 I. VIÑALES Yamaha YZF R6	ESP	1'55.229	32 266,6	1'55.229	17 264,7	1'55.940	15 266,6											
5	5 P. OETTL Kawasaki ZX-6R	GER	1'55.520	33 274,1	1'55.520	16 263,4	1'56.274	17 274,1											
6	3 R. DE ROSA MV Agusta F3 675	ITA	1'55.633	30 266,6	1'55.633	15 262,7	1'55.774	15 266,6											
7	81 M. GONZALEZ Kawasaki ZX-6R	ESP	1'55.999	31 269,3	1'55.999	15 265,3	1'56.660	16 269,3											
8	44 L. MAHIAS Kawasaki ZX-6R	FRA	1'56.153	30 266,6	1'56.211	15 266,6	1'56.153	15 263,4											
9	99 D. WEBB Yamaha YZF R6	GBR	1'56.331	32 272,7	1'56.535	16 266,6	1'56.331	16 272,7											
10	94 C. PEROLARI Yamaha YZF R6	FRA	1'56.355	27 266,0	1'56.492	14 263,4	1'56.355	13 266,0											
11	78 H. OKUBO Honda CBR600RR	JPN	1'56.430	24 266,6	1'56.430	9 266,6	1'56.573	15 265,3											
12	4 S. ODENDAAL Yamaha YZF R6	RSA	1'56.598	30 269,3	1'56.703	14 265,3	1'56.598	16 269,3											
13	56 P. SEBESTYEN Yamaha YZF R6	HUN	1'56.643	31 264,7	1'56.651	16 263,4	1'56.643	15 264,7											
14	12 A. RUIZ CARRANZA Yamaha YZF R6	ESP	1'56.729	31 267,9	1'57.359	15 267,9	1'56.729	16 266,0											
15	47 A. BASSANI Yamaha YZF R6	ITA	1'56.853	31 266,6	1'56.853	15 264,0	1'56.981	16 266,6											
16	61 C. ÖNCÜ Kawasaki ZX-6R	TUR	1'56.933	26 264,0	1'57.398	16 264,0	1'56.933	10 264,0											
17	43 S. VALTULINI Kawasaki ZX-6R	ITA	1'57.424	31 271,3	1'58.993	14 266,0	1'57.424	17 271,3											
18	22 F. FULIGNI MV Agusta F3 675	ITA	1'57.586	29 263,4	1'58.343	13 263,4	1'57.586	16 260,2											
19	83 L. EPIS Yamaha YZF R6	AUS	1'57.824	20 262,1	1'58.990	9 258,9	1'57.824	11 262,1											
20	6 M. HERRERA Yamaha YZF R6	ESP	1'58.154	29 267,3	1'58.744	14 267,3	1'58.154	15 266,6											
21	52 P. HOBELSBERGER Honda CBR600RR	GER	1'58.228	29 264,0	1'58.343	14 264,0	1'58.228	15 262,7											
22	84 L. CRESSON Yamaha YZF R6	BEL	1'58.284	31 262,1	1'59.011	16 255,9	1'58.284	15 262,1											
23	25 A. VERDOÏA Yamaha YZF R6	FRA	1'59.161	10 258,9	2'02.985	6 258,9	1'59.161	4 258,9											
24	2 L. MONTELLA Yamaha YZF R6	ITA	2'00.146	30 262,1	2'01.196	16 262,1	2'00.146	14 260,8											
25	9 G. HENDRA PRATAMA Yamaha YZF R6	INA	2'09.102	1 254,1	2'09.102	1 254,1													

28/08/2020

These data/results cannot be reproduced, stored and/or transmitted in whole or in part by any manner of electronic, mechanical, photocopying, recording, broadcasting or otherwise now known or herein after developed without the previous express consent by the copyright owner, except for reproduction in daily press and regular printed publications on sale to the public within 60 days of the event related to those data/results and always provided that copyright symbol appears together as follows below.

© DORNA WSBK ORGANIZATION Srl 2020

FICR PERUGIA TIMING



Official Tyre Supplier



Official Timekeeper