

## Prosecco DOC Aragon Round, 28 - 30 August 2020

### Results Race 1

Laps 10 = 50,770 Km - Time of Race 21'21.216 - Avg. 142,655 km/h

MotorLand Aragon 5.077 m

1 / 2

Pos	Grid	No.	Rider	Nat	Team	Bike	Class	LL	Gap	Rel.	Fastest Lap	Speed	Qualifying	Speed
1	1	6	J. BUIS	NED	MTM Kawasaki MOTOPOST	Kawasaki Ninja 400	A	10			2'07.457	208,9	2'06.450	206,9
2	12	11	A. CARRASCO	ESP	Kawasaki Provec WorldSSP300	Kawasaki Ninja 400	B	10	6.870	6.870	2'08.072	214,7	2'07.885	206,9
3	7	8	M. PEREZ	ESP	Prodina Ircos Team WorldSSP300	Kawasaki Ninja 400	A	10	6.895	0.025	2'08.072	211,8	2'07.434	210,9
4	20	64	H. DE CANCELLIS	FRA	Team TRASIMENO	Yamaha YZF-R3	B	10	7.000	0.105	2'07.228	210,5	2'08.136	209,3
5	11	69	T. BOOTH-AMOS	GBR	RT Motorsports by SKM - Kawasaki	Kawasaki Ninja 400	B	10	7.282	0.282	2'07.375	211,4	2'07.733	209,7
6	5	10	U. ORRADRE	ESP	Yamaha MS Racing	Yamaha YZF-R3	A	10	7.488	0.206	2'07.792	215,6	2'07.296	211,4
7	4	88	B. IERACI	ITA	Kawasaki GP Project	Kawasaki Ninja 400	A	10	7.582	0.094	2'07.941	215,1	2'07.149	212,6
8	3	83	M. KAWAKAMI	BRA	Team Brasil AD 78	Yamaha YZF-R3	B	10	7.949	0.367	2'08.048	212,2	2'07.028	211,8
9	28	25	A. KROH	GER	Yamaha MS Racing	Yamaha YZF-R3	A	10	8.182	0.233	2'07.901	212,6		
10	10	58	I. IGLESIAS BRAVO	ESP	Scuderia Maranga Racing	Kawasaki Ninja 400	B	10	8.552	0.370	2'08.003	211,4	2'07.663	209,7
11	18	99	A. HUERTAS	ESP	ProGP Racing	Yamaha YZF-R3	B	10	16.476	7.924	2'07.972	210,9	2'07.756	208,5
12	17	15	A. COPPOLA	ITA	Kawasaki GP Project	Kawasaki Ninja 400	B	10	16.644	0.168	2'08.181	213,0	2'08.101	207,3
13	33	52	O. KONIG	CZE	MOVISIO by Freudenberg Jr Team	Kawasaki Ninja 400	B	10	16.700	0.056	2'07.493	212,2	2'08.984	209,7
14	22	22	N. KALININ	UKR	Battley-RT Motorsports by SKM-Kawasaki	Kawasaki Ninja 400	A	10	16.730	0.030	2'07.851	218,6	2'08.433	214,3
15	29	2	A. CARRION	ESP	Smrz Racing - Willi Race	Kawasaki Ninja 400	A	10	19.995	3.265	2'08.474	208,5	2'08.419	211,8
16	31	26	M. GENNAI	ITA	Team BrCorse	Yamaha YZF-R3	A	10	20.045	0.050	2'08.582	208,1		
17	15	27	F. ROVELLI	ITA	Kawasaki ParkinGO Team	Kawasaki Ninja 400	A	10	22.073	2.028	2'08.645	212,2	2'08.000	209,7
18	21	14	E. DE LA VEGA	FRA	Machado Came SBK	Yamaha YZF-R3	B	10	22.132	0.059	2'08.420	206,5	2'08.369	205,7
19	32	30	G. VAN STRAALEN	NED	EAB Ten Kate Racing	Yamaha YZF-R3	A	10	22.245	0.113	2'08.588	210,1		
20	26	33	O. NUNEZ ROLDAN	ESP	Scuderia Maranga Racing	Kawasaki Ninja 400	A	10	53.345	31.100	2'09.809	200,4	2'09.155	203,8
21	34	72	A. DIAZ	ESP	Biblion Motoxtracing Yamaha WSSP300	Yamaha YZF-R3	A	10	1'26.699	33.354	2'11.727	200,0		
-----Not Classified-----														
RET	9	95	S. DEROUE	NED	MTM Kawasaki MOTOPOST	Kawasaki Ninja 400	B	9	1 Lap		2'08.036	215,6	2'07.563	204,9
RET	23	54	B. SOFUOGLU	TUR	Biblion Motoxtracing Yamaha WSSP300	Yamaha YZF-R3	B	7	3 Laps		2'06.942	209,7	2'08.022	212,2
RET	19	71	T. EDWARDS	AUS	Kawasaki ParkinGO Team	Kawasaki Ninja 400	B	6	4 Laps		2'07.563	213,9	2'08.134	206,9
RET	25	84	K. ALOISI	ITA	ProGP Racing	Yamaha YZF-R3	A	3	7 Laps		2'08.633	211,4	2'08.714	209,3
RET	2	87	T. KAWAKAMI	BRA	Yamaha MS Racing	Yamaha YZF-R3	B	1	9 Laps			202,2	2'06.547	211,8
RET	8	98	T. BERCOT	FRA	ProGP Racing	Yamaha YZF-R3	B	1	9 Laps			209,7	2'07.464	208,5
RET	13	85	K. SABATUCCI	ITA	Kawasaki GP Project	Kawasaki Ninja 400	B	1	9 Laps			210,5	2'07.970	213,0
RET	14	61	Y. OKAYA	JPN	MTM Kawasaki MOTOPOST	Kawasaki Ninja 400	B	1	9 Laps			206,9	2'07.983	213,4
RET	35	80	G. MASTROLUCA	ITA	GP Project	Kawasaki Ninja 400	B	0						
RET	30	45	F. MACAN	BRA	Team Brasil AD 78	Yamaha YZF-R3	A	0						
RET	27	23	S. MARKARIAN	FRA	Yamaha MS Racing	Yamaha YZF-R3	B	0					2'09.184	212,6
-----Disqualified-----														
DSQ	16	19	V. RODRIGUEZ NUNEZ	ESP	2R Racing	Kawasaki Ninja 400	A	10	7.704		2'07.861	214,3	2'08.073	214,3
DSQ	6	48	T. BRIANTI	ITA	Prodina Ircos Team WorldSSP300	Kawasaki Ninja 400	B	10	8.125		2'08.199	211,8	2'07.310	214,7
DSQ	24	7	J. GIMBERT	FRA	GP Project	Kawasaki Ninja 400	A	10	20.710		2'09.039	215,1	2'08.494	214,7

AIR	Humidity:	34%	Temp:	24°C
TRACK	Condition:	Dry	Temp:	36°C

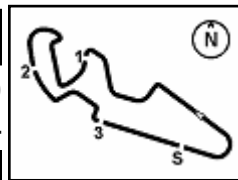
Records	Pole (SP)	2020	J.Buis	2'06.450	144,54 Km/h
	Race (RC)	2019	A.Carrasco	2'07.487	143,37 Km/h
	All Times (SP)	2020	J.Buis	2'06.450	144,54 Km/h
Race Fastest Lap	(New Record)	Lap 4	B.Sofuoglu	2'06.942	143,98 Km/h

29/08/2020 16:31 16:54 The results are provisional until the end of the time limit for protests and appeals and the completion of the technical checks.

These data/results cannot be reproduced, stored and/or transmitted in whole or in part by any manner of electronic, mechanical, photocopying, recording, broadcasting or otherwise now known or herein after developed without the previous express consent by the copyright owner, except for reproduction in daily press and regular printed publications on sale to the public within 60 days of the event related to those data/results and always provided that copyright symbol appears together as follows below.

© DORNA WSBK ORGANIZATION Srl 2020





## Prosecco DOC Aragon Round, 28 - 30 August 2020 Results Race 1

LAP LEADERS				
No. Rider	From	To	Laps	Total
6 J. BUIS	1	10	10	10

TOTAL LEADER LAPS	
No. Rider	Laps
11 A. CARRASCO	17
6 J. BUIS	16
10 U. ORRADRE	6
54 B. SOFUOGLU	6
48 T. BRIANTI	4
61 Y. OKAYA	3
95 S. DEROUE	3

N.7 (Gimbert J.) has been disqualified for infringement of art 2.7.3 (Aragon 2 decision)  
N.19 (Rodriguez Nunez V.) has been disqualified for infringement of art 2.7.8.2 a ( Teruel Decision)  
N.48 (Brianti T.) has been disqualified for infringement of art 2.7.8.2 and 2.7.8.5 (Estoril decision)

### Race Highlights

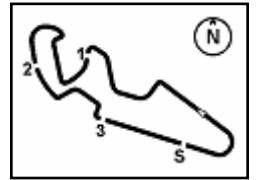
Time	No. Rider	Description
16.25.43	10 Orradre	Will start the race from the back of the grid (tyre pressure)
16.28.03		Warm-up Lap Start
16.31.58		Start
16.32.47	23 Markarian	Crashed - Turn 5
16.32.47	80 Mastroluca	Crashed - Turn 5
16.33.02	23 Markarian	Not Actively Competing
16.33.04	80 Mastroluca	Not Actively Competing
16.33.56	45 Macan	Crashed - Turn 15
16.33.56	33 Nunez Roldan	Crashed - Turn 15
16.33.56	72 Diaz	Crashed - Turn 15
16.34.15	33 Nunez Roldan	Re-joined
16.34.20	72 Diaz	Re-joined
16.34.27		No Jump Start
16.35.01	45 Macan	Not Actively Competing
16.35.39	85 Sabatucci	Crashed - Turn 12
16.35.39	61 Okaya	Crashed - Turn 12
16.35.39	98 Bercot	Crashed - Turn 12
16.36.20	87 Kawakami	Technical Problem
16.36.49		New Best Race Lap
16.36.52	98 Bercot	Not Actively Competing
16.36.56	61 Okaya	Not Actively Competing
16.36.59	85 Sabatucci	Not Actively Competing
16.37.28	45 Macan	Medical Centre
16.38.07	87 Kawakami	Not Actively Competing
16.39.32	84 Aloisi	Crashed - Turn 7
16.39.40	84 Aloisi	Not Actively Competing
16.42.07	71 Edwards	Crashed - Turn 12
16.42.26	71 Edwards	Re-joined
16.44.48		2/3 of Race Distance Completed
16.45.34	71 Edwards	Entered Pits
16.46.34	71 Edwards	Retired
16.47.51	54 Sofuoglu	Crashed - Turn 7
16.48.19	54 Sofuoglu	Not Actively Competing
16.49.20	54 Sofuoglu	Medical Centre
16.50.58	84 Aloisi	Medical Centre
16.52.44	95 Deroue	Crashed - Turn 12
16.53.06	95 Deroue	Not Actively Competing
16.54.55		End Of Session

Start 16:31 End 16:54 The results are provisional until the end of the time limit for protests and appeals and the completion of the technical checks.

29/08/2020  
These data/results cannot be reproduced, stored and/or transmitted in whole or in part by any manner of electronic, mechanical, photocopying, recording, broadcasting or otherwise now known or herein after developed without the previous express consent by the copyright owner, except for reproduction in daily press and regular printed publications on sale to the public within 60 days of the event related to those data/results and always provided that copyright symbol appears together as follows below.

© DORNA WSBK ORGANIZATION Srl 2020





MotorLand Aragon 5.077 m

1 / 3

## Prosecco DOC Aragon Round, 28 - 30 August 2020

### Lap Chart Race 1

Lap										
	1	2	3	4	5	6	7	8	9	10
1	6	6	6	6	6	6	6	6	6	6
2	87	48	69	48	69	8	11	11	11	11
3	88	8	48	8	95	48	8	8	8	8
4	48	95	95	95	8	69	95	95	95	64
5	83	88	88	19	48	95	64	64	64	69
6	8	69	8	69	19	11	69	10	10	10
7	95	83	11	88	83	54	54	19	19	88
8	11	11	19	83	88	64	10	69	69	19
9	98	19	58	58	54	10	19	88	88	83
10	85	58	83	11	64	19	48	83	25	48
11	69	64	64	64	11	88	88	48	83	25
12	19	54	54	54	58	83	83	25	48	58
13	58	25	25	71	10	58	58	58	58	99
14	61	99	15	25	25	25	25	52	99	15
15	15	15	71	10	22	99	99	99	15	52
16	71	27	10	15	15	15	52	15	52	22
17	64	22	99	22	99	22	22	22	22	2
18	25	71	22	99	52	52	15	2	2	26
19	54	10	84	52	14	2	2	26	26	7
20	27	84	27	14	7	26	26	7	7	27
21	99	7	52	27	27	7	27	27	14	14
22	22	14	14	7	2	27	7	14	30	30
23	84	52	7	2	26	14	14	30	27	33
24	7	2	2	26	30	30	30	33	33	72
25	10	26	26	30	71	33	33	72	72	
26	14	30	30	33	33	71	72			
27	52	33	33	72	72					
28	26	72	72							
29	2									
30	30									
31	33									
32	72									

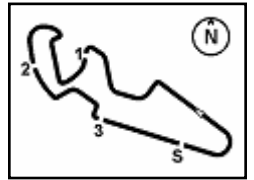
Final Result		
1	<b>6 J. BUIS</b>	Laps 10
2	<b>11 A. CARRASCO</b>	6.870
3	<b>8 M. PEREZ</b>	6.895
4	<b>64 H. DE CANCELLIS</b>	7.000
5	<b>69 T. BOOTH-AMOS</b>	7.282
6	<b>10 U. ORRADRE</b>	7.488
7	<b>88 B. IERACI</b>	7.582
8	<b>83 M. KAWAKAMI</b>	7.949
9	<b>25 A. KROH</b>	8.182
10	<b>58 I. IGLESIAS BRAVO</b>	8.552
11	<b>99 A. HUERTAS</b>	16.476
12	<b>15 A. COPPOLA</b>	16.644
13	<b>52 O. KONIG</b>	16.700
14	<b>22 N. KALININ</b>	16.730
15	<b>2 A. CARRION</b>	19.995
16	<b>26 M. GENNAI</b>	20.045
17	<b>27 F. ROVELLI</b>	22.073
18	<b>14 E. DE LA VEGA</b>	22.132
19	<b>30 G. VAN STRAALLEN</b>	22.245
20	<b>33 O. NUNEZ ROLDAN</b>	53.345
21	<b>72 A. DIAZ</b>	1'26.699
RET	<b>95 S. DEROUÉ</b>	1 Lap
RET	<b>54 B. SOFUOGLU</b>	3 Laps
RET	<b>71 T. EDWARDS</b>	4 Laps
RET	<b>84 K. ALOISI</b>	7 Laps
RET	<b>87 T. KAWAKAMI</b>	9 Laps
RET	<b>98 T. BERCOT</b>	9 Laps
RET	<b>85 K. SABATUCCI</b>	9 Laps
RET	<b>61 Y. OKAYA</b>	9 Laps
RET	<b>45 F. MACAN</b>	
RET	<b>80 G. MASTROLUCA</b>	
RET	<b>23 S. MARKARIAN</b>	
DSQ	<b>19 V. RODRIGUEZ NUNE</b>	7.704
DSQ	<b>48 T. BRIANTI</b>	8.125
DSQ	<b>7 J. GIMBERT</b>	20.710

29/08/2020

These data/results cannot be reproduced, stored and/or transmitted in whole or in part by any manner of electronic, mechanical, photocopying, recording, broadcasting or otherwise now known or herein after developed without the previous express consent by the copyright owner, except for reproduction in daily press and regular printed publications on sale to the public within 60 days of the event related to those data/results and always provided that copyright symbol appears together as follows below.

© DORNA WSBK ORGANIZATION Srl 2020





MotorLand Aragon 5.077 m

## Prosecco DOC Aragon Round, 28 - 30 August 2020

### Lap Chart Race 1

2 / 3

Lap 1		
1	6 J.Buis	2'09.421
2	87 T.Kawakami	0.902
3	88 B.Ieraci	0.961
4	48 T.Brianti	1.165
5	83 M.Kawakami	1.303
6	8 M.Perez	1.462
7	95 S.Deroue	1.509
8	11 A.Carrasco	1.883
9	98 T.Bercot	2.197
10	85 K.Sabatucci	2.239
11	69 T.Booth-Amos	2.417
12	19 V.Rodriguez Nunez	2.685
13	58 I.Iglesias Bravo	2.884
14	61 Y.Okaya	3.280
15	15 A.Coppola	3.540
16	71 T.Edwards	3.732
17	64 H.De Cancellis	3.777
18	25 A.Kroh	4.500
19	54 B.Sofuoglu	4.507
20	27 F.Rovelli	4.690
21	99 A.Huertas	4.708
22	22 N.Kalinin	5.141
23	84 K.Aloisi	5.619
24	7 J.Gimbert	5.699
25	10 U.Orradre	6.422
26	14 E.De La Vega	6.698
27	52 O.Konig	8.145
28	26 M.Gennai	9.015
29	2 A.Carrion	9.209
30	30 G.van Straalen	10.481
31	33 O.Nunez Roldan	30.284
32	72 A.Diaz	48.158

10	83 M.Kawakami	4.335
11	64 H.De Cancellis	5.464
12	54 B.Sofuoglu	6.212
13	25 A.Kroh	6.554
14	15 A.Coppola	7.040
15	71 T.Edwards	7.119
16	10 U.Orradre	7.393
17	99 A.Huertas	7.554
18	22 N.Kalinin	7.648
19	84 K.Aloisi	8.402
20	27 F.Rovelli	8.478
21	52 O.Konig	8.632
22	14 E.De La Vega	8.942
23	7 J.Gimbert	9.808
24	2 A.Carrion	11.648
25	26 M.Gennai	11.728
26	30 G.van Straalen	13.026
27	33 O.Nunez Roldan	38.485
28	72 A.Diaz	57.457

Lap 4		
1	6 J.Buis	8'32.183
2	48 T.Brianti	3.913
3	8 M.Perez	4.029
4	95 S.Deroue	4.059
5	19 V.Rodriguez Nunez	4.227
6	69 T.Booth-Amos	4.361
7	88 B.Ieraci	4.581
8	83 M.Kawakami	4.748
9	58 I.Iglesias Bravo	4.794
10	11 A.Carrasco	4.848
11	64 H.De Cancellis	5.057
12	54 B.Sofuoglu	5.519
13	71 T.Edwards	7.047
14	25 A.Kroh	7.158
15	10 U.Orradre	7.699
16	15 A.Coppola	7.790
17	22 N.Kalinin	7.864
18	99 A.Huertas	7.891
19	52 O.Konig	9.887
20	14 E.De La Vega	10.545
21	27 F.Rovelli	11.384
22	7 J.Gimbert	11.930
23	2 A.Carrion	13.276
24	26 M.Gennai	13.314
25	30 G.van Straalen	14.061
26	33 O.Nunez Roldan	41.541
27	72 A.Diaz	1'01.747

Lap 5		
1	6 J.Buis	10'40.034
2	69 T.Booth-Amos	5.346
3	95 S.Deroue	5.351
4	8 M.Perez	5.465
5	48 T.Brianti	5.538
6	19 V.Rodriguez Nunez	5.588
7	83 M.Kawakami	5.660
8	88 B.Ieraci	5.694
9	54 B.Sofuoglu	5.774
10	64 H.De Cancellis	5.964
11	11 A.Carrasco	6.050
12	58 I.Iglesias Bravo	6.671
13	10 U.Orradre	7.640
14	25 A.Kroh	7.734
15	22 N.Kalinin	8.911
16	15 A.Coppola	8.973
17	99 A.Huertas	9.102
18	52 O.Konig	11.237
19	14 E.De La Vega	13.009
20	7 J.Gimbert	13.673
21	27 F.Rovelli	13.974
22	2 A.Carrion	14.021
23	26 M.Gennai	14.045
24	30 G.van Straalen	14.798
25	71 T.Edwards	37.463

Lap 6		
1	6 J.Buis	12'47.768
2	8 M.Perez	6.788
3	48 T.Brianti	6.789
4	69 T.Booth-Amos	6.825
5	95 S.Deroue	6.839
6	11 A.Carrasco	6.869
7	54 B.Sofuoglu	6.999
8	64 H.De Cancellis	7.071
9	10 U.Orradre	7.698
10	19 V.Rodriguez Nunez	7.729
11	88 B.Ieraci	7.899
12	83 M.Kawakami	8.000
13	58 I.Iglesias Bravo	8.124
14	25 A.Kroh	8.422
15	99 A.Huertas	10.929
16	15 A.Coppola	10.952
17	22 N.Kalinin	11.072
18	52 O.Konig	12.195
19	2 A.Carrion	15.663
20	26 M.Gennai	15.745
21	7 J.Gimbert	15.798
22	27 F.Rovelli	16.329
23	14 E.De La Vega	16.391
24	30 G.van Straalen	16.577
25	33 O.Nunez Roldan	47.020
26	71 T.Edwards	58.255
27	72 A.Diaz	1'11.538

Lap 7		
1	6 J.Buis	14'55.526
2	11 A.Carrasco	7.183
3	8 M.Perez	7.293
4	95 S.Deroue	7.318
5	64 H.De Cancellis	7.368
6	69 T.Booth-Amos	7.662
7	54 B.Sofuoglu	7.772
8	10 U.Orradre	8.053
9	19 V.Rodriguez Nunez	8.084
10	48 T.Brianti	8.292
11	88 B.Ieraci	8.821
12	83 M.Kawakami	9.056
13	58 I.Iglesias Bravo	9.114
14	25 A.Kroh	9.165
15	99 A.Huertas	12.636
16	52 O.Konig	12.777
17	22 N.Kalinin	12.787
18	15 A.Coppola	12.921
19	2 A.Carrion	16.846
20	26 M.Gennai	16.875
21	27 F.Rovelli	17.216
22	7 J.Gimbert	17.298
23	14 E.De La Vega	17.627
24	30 G.van Straalen	17.631
25	33 O.Nunez Roldan	49.082
26	72 A.Diaz	1'15.845

Lap 8		
1	6 J.Buis	17'03.642
2	11 A.Carrasco	7.305
3	8 M.Perez	7.453
4	95 S.Deroue	7.558
5	64 H.De Cancellis	7.706
6	10 U.Orradre	8.581
7	19 V.Rodriguez Nunez	8.585
8	69 T.Booth-Amos	8.645
9	88 B.Ieraci	8.965
10	83 M.Kawakami	9.071
11	48 T.Brianti	9.222
12	25 A.Kroh	9.280
13	58 I.Iglesias Bravo	9.721
14	52 O.Konig	13.756

15	99 A.Huertas	13.981
16	15 A.Coppola	14.216
17	22 N.Kalinin	14.268
18	2 A.Carrion	18.060
19	26 M.Gennai	18.391
20	7 J.Gimbert	19.478
21	27 F.Rovelli	19.843
22	14 E.De La Vega	19.848
23	30 G.van Straalen	19.852
24	33 O.Nunez Roldan	51.055
25	72 A.Diaz	1'20.303

Lap 9		
1	6 J.Buis	19'12.202
2	11 A.Carrasco	7.507
3	8 M.Perez	7.603
4	95 S.Deroue	7.675
5	64 H.De Cancellis	8.005
6	10 U.Orradre	8.297
7	19 V.Rodriguez Nunez	8.389
8	69 T.Booth-Amos	8.461
9	88 B.Ieraci	8.655
10	25 A.Kroh	8.807
11	83 M.Kawakami	8.875
12	48 T.Brianti	8.940
13	58 I.Iglesias Bravo	9.563
14	99 A.Huertas	15.662
15	15 A.Coppola	15.751
16	52 O.Konig	15.891
17	22 N.Kalinin	16.186
18	2 A.Carrion	19.603
19	26 M.Gennai	19.728
20	7 J.Gimbert	20.685
21	14 E.De La Vega	21.016
22	30 G.van Straalen	21.359
23	27 F.Rovelli	21.523
24	33 O.Nunez Roldan	52.304
25	72 A.Diaz	1'23.770

Lap 10		
1	6 J.Buis	21'21.216
2	11 A.Carrasco	6.870
3	8 M.Perez	6.895
4	64 H.De Cancellis	7.000
5	69 T.Booth-Amos	7.282
6	10 U.Orradre	7.488
7	88 B.Ieraci	7.582
8	19 V.Rodriguez Nunez	7.704
9	83 M.Kawakami	7.949
10	48 T.Brianti	8.125
11	25 A.Kroh	8.182
12	58 I.Iglesias Bravo	8.552
13	99 A.Huertas	16.476
14	15 A.Coppola	16.644
15	52 O.Konig	16.700
16	22 N.Kalinin	16.730
17	2 A.Carrion	19.995
18	26 M.Gennai	20.045
19	7 J.Gimbert	20.710
20	27 F.Rovelli	22.073
21	14 E.De La Vega	22.132
22	30 G.van Straalen	22.245
23	33 O.Nunez Roldan	53.345
24	72 A.Diaz	1'26.699

Lap 2		
1	6 J.Buis	4'16.878
2	48 T.Brianti	1.975
3	8 M.Perez	2.077
4	95 S.Deroue	2.088
5	88 B.Ieraci	2.171
6	69 T.Booth-Amos	2.335
7	83 M.Kawakami	2.366
8	11 A.Carrasco	2.933
9	19 V.Rodriguez Nunez	3.468
10	58 I.Iglesias Bravo	3.720
11	64 H.De Cancellis	4.791
12	54 B.Sofuoglu	5.994
13	25 A.Kroh	6.323
14	99 A.Huertas	6.378
15	15 A.Coppola	6.529
16	27 F.Rovelli	6.733
17	22 N.Kalinin	6.793
18	71 T.Edwards	6.848
19	10 U.Orradre	7.258
20	84 K.Aloisi	7.439
21	7 J.Gimbert	7.673
22	14 E.De La Vega	8.192
23	52 O.Konig	8.809
24	2 A.Carrion	10.226
25	26 M.Gennai	10.275
26	30 G.van Straalen	11.995
27	33 O.Nunez Roldan	34.997
28	72 A.Diaz	53.400

Lap 3		
1	6 J.Buis	6'24.548
2	69 T.Booth-Amos	3.200
3	48 T.Brianti	3.239
4	95 S.Deroue	3.313
5	88 B.Ieraci	3.367
6	8 M.Perez	3.495
7	11 A.Carrasco	3.594
8	19 V.Rodriguez Nunez	3.659
9	58 I.Iglesias Bravo	4.163

29/08/2020

These data/results cannot be reproduced, stored and/or transmitted in whole or in part by any manner of electronic, mechanical, photocopying, recording, broadcasting or otherwise now known or herein after developed without the previous express consent by the copyright owner, except for reproduction in daily press and regular printed publications on sale to the public within 60 days of the event related to those data/results and always provided that copyright symbol appears together as follows below.

© DORNA WSBK ORGANIZATION Srl 2020



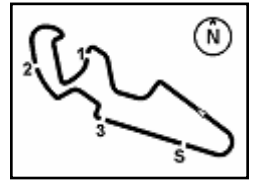
Official Fuel Supplier



Official Tyre Supplier



Official Timekeeper



## Prosecco DOC Aragon Round, 28 - 30 August 2020

### Lap Chart Race 1

#### Race Pace Comparison

	6 Bui	11 Car	8 Per	64 DeC	69 Boo	10 Orr	88 Ier	83 KaM	25 Kro	58 Igl	99 Hue	15 Cop	52 Kon	22 Kai
1	2'09.421	2'11.304	2'10.883	2'13.198	2'11.838	2'15.843	2'10.382	2'10.724	2'13.921	2'12.305	2'14.129	2'12.961	2'17.566	2'14.562
2	<b>2'07.457</b>	2'08.507	<b>2'08.072</b>	2'08.471	<b>2'07.375</b>	2'08.293	2'08.667	2'08.520	2'09.280	2'08.293	2'09.127	2'10.446	2'08.121	2'09.109
3	2'07.670	2'08.331	2'09.088	2'08.343	2'08.535	2'07.805	2'08.866	2'09.639	<b>2'07.901</b>	2'08.113	2'08.846	<b>2'08.181</b>	<b>2'07.493</b>	2'08.525
4	2'07.635	2'08.889	2'08.169	<b>2'07.228</b>	2'08.796	2'07.941	2'08.849	<b>2'08.048</b>	2'08.239	2'08.266	<b>2'07.972</b>	2'08.385	2'08.890	<b>2'07.851</b>
5	2'07.851	2'09.053	2'09.287	2'08.758	2'08.836	<b>2'07.792</b>	2'08.964	2'08.763	2'08.427	2'09.728	2'09.062	2'09.034	2'09.201	2'08.898
6	2'07.734	2'08.553	2'09.057	2'08.841	2'09.213	<b>2'07.792</b>	2'09.939	2'10.074	2'08.422	2'09.187	2'09.561	2'09.713	2'08.692	2'09.895
7	2'07.758	<b>2'08.072</b>	2'08.263	2'08.055	2'08.595	2'08.113	2'08.680	2'08.814	2'08.501	2'08.748	2'09.465	2'09.727	2'08.340	2'09.473
8	2'08.116	2'08.238	2'08.276	2'08.454	2'09.099	2'08.644	2'08.260	2'08.131	2'08.231	2'08.723	2'09.461	2'09.411	2'09.095	2'09.597
9	2'08.560	2'08.762	2'08.710	2'08.859	2'08.376	2'08.276	2'08.250	2'08.364	2'08.087	2'08.402	2'10.241	2'10.095	2'10.695	2'10.478
10	2'09.014	2'08.377	2'08.306	2'08.009	2'07.835	2'08.205	<b>2'07.941</b>	2'08.088	2'08.389	<b>2'08.003</b>	2'09.828	2'09.907	2'09.823	2'09.558

	2 Crr	26 Gen	27 Rov	14 Del	30 vSt	33 Nun	72 Dia	95 Der	54 Sof	71 Edw	84 Alo	87 KaT	98 Ber	85 Sab
1	2'18.630	2'18.436	2'14.111	2'16.119	2'19.902	2'39.705	2'57.579	2'10.930	2'13.928	2'13.153	2'15.040	2'10.323	2'11.618	2'11.660
2	<b>2'08.474</b>	2'08.717	2'09.500	2'08.951	2'08.971	2'12.170	2'12.699	<b>2'08.036</b>	2'08.944	2'10.573	2'09.277			
3	2'09.092	2'09.123	2'09.415	<b>2'08.420</b>	2'08.701	2'11.158	<b>2'11.727</b>	2'08.895	2'07.888	2'07.941	<b>2'08.633</b>			
4	2'09.263	2'09.221	2'10.541	2'09.238	2'08.670	2'10.691	2'11.925	2'08.381	<b>2'06.942</b>	<b>2'07.563</b>				
5	2'08.596	<b>2'08.582</b>	2'10.441	2'10.315	<b>2'08.588</b>	2'10.696	2'12.847	2'09.143	2'08.106	2'38.267				
6	2'09.376	2'09.434	2'10.089	2'11.116	2'09.513	2'10.368	2'12.529	2'09.222	2'08.959	2'28.526				
7	2'08.941	2'08.888	<b>2'08.645</b>	2'08.994	2'08.812	2'09.820	2'12.065	2'08.237	2'08.531					
8	2'09.330	2'09.632	2'10.743	2'10.337	2'10.337	2'10.089	2'12.574	2'08.356						
9	2'10.103	2'09.897	2'10.240	2'09.728	2'10.067	<b>2'09.809</b>	2'12.027	2'08.677						
10	2'09.406	2'09.331	2'09.564	2'10.130	2'09.900	2'10.055	2'11.943							

	19 Rod	48 Bri	7 Gim	61 Oka
1	2'12.106	2'10.586	2'15.120	2'12.701
2	2'08.240	2'08.267	2'09.431	
3	<b>2'07.861</b>	2'08.934	2'09.805	
4	2'08.203	2'08.309	2'09.757	
5	2'09.212	2'09.476	2'09.594	
6	2'09.875	2'08.985	2'09.859	
7	2'08.113	2'09.261	2'09.258	
8	2'08.617	2'09.046	2'10.296	
9	2'08.364	2'08.278	2'09.767	
10	2'08.329	<b>2'08.199</b>	<b>2'09.039</b>	

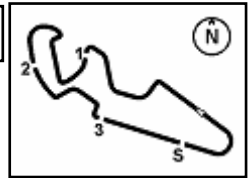
29/08/2020

These data/results cannot be reproduced, stored and/or transmitted in whole or in part by any manner of electronic, mechanical, photocopying, recording, broadcasting or otherwise now known or herein after developed without the previous express consent by the copyright owner, except for reproduction in daily press and regular printed publications on sale to the public within 60 days of the event related to those data/results and always provided that copyright symbol appears together as follows below.

© DORNA WSBK ORGANIZATION Srl 2020







## Prosecco DOC Aragon Round, 28 - 30 August 2020

### Best Sectors & Speed Race 1

#### RESULTS

Pos	Rider	Team	Laps
1	6 J. BUIS	Kawasaki Ninja 400	10
2	11 A. CARRASCO	Kawasaki Ninja 400	6.870
3	8 M. PEREZ	Kawasaki Ninja 400	6.895
4	64 H. DE CANCELLIS	Yamaha YZF-R3	7.000
5	69 T. BOOTH-AMOS	Kawasaki Ninja 400	7.282
6	10 U. ORRADRE	Yamaha YZF-R3	7.488
7	88 B. IERACI	Kawasaki Ninja 400	7.582
8	83 M. KAWAKAMI	Yamaha YZF-R3	7.949
9	25 A. COPPOLA	Yamaha YZF-R3	8.182
10	58 I. IGLESIAS BRAVO	Kawasaki Ninja 400	8.552
11	99 A. HUERTAS	Yamaha YZF-R3	16.476
12	15 A. COPPOLA	Kawasaki Ninja 400	16.644
13	52 O. KONIG	Kawasaki Ninja 400	16.700
14	22 N. KALININ	Kawasaki Ninja 400	16.730
15	2 A. CARRION	Kawasaki Ninja 400	19.995
16	26 M. GENNAI	Yamaha YZF-R3	20.045
17	27 F. ROVELLI	Kawasaki Ninja 400	22.073
18	14 E. DE LA VEGA	Yamaha YZF-R3	22.132
19	30 G. VAN STRAALEN	Yamaha YZF-R3	22.245
20	33 O. NUNEZ ROLDAN	Kawasaki Ninja 400	53.345
21	72 A. DIAZ	Yamaha YZF-R3	1'26.699
RET	95 S. DEROUÉ	Kawasaki Ninja 400	1 Lap
RET	54 B. SOFUOGLU	Yamaha YZF-R3	3 Laps
RET	71 T. EDWARDS	Kawasaki Ninja 400	4 Laps
RET	84 K. ALOISI	Yamaha YZF-R3	7 Laps
RET	87 T. KAWAKAMI	Yamaha YZF-R3	9 Laps
RET	98 T. BERCOT	Yamaha YZF-R3	9 Laps
RET	85 K. SABATUCCI	Kawasaki Ninja 400	9 Laps
RET	61 Y. OKAYA	Kawasaki Ninja 400	9 Laps
RET	23 S. MARKARIAN	Yamaha YZF-R3	
RET	45 F. MACAN	Yamaha YZF-R3	
RET	80 G. MASTROLUCA	Kawasaki Ninja 400	
DSO	19 V. RODRIGUEZ NUNEZ	Kawasaki Ninja 400	7.704
DSO	48 T. BRIANTI	Kawasaki Ninja 400	8.125
DSO	7 J. GIMBERT	Kawasaki Ninja 400	20.710

#### SPEED

Pos	Rider	Team	Speed
1	22 N. KALININ	Kawasaki Ninja 400	218,6
2	10 U. ORRADRE	Yamaha YZF-R3	215,6
3	95 S. DEROUÉ	Kawasaki Ninja 400	215,6
4	7 J. GIMBERT	Kawasaki Ninja 400	215,1
5	88 B. IERACI	Kawasaki Ninja 400	215,1
6	11 A. CARRASCO	Kawasaki Ninja 400	214,7
7	19 V. RODRIGUEZ NUNEZ	Kawasaki Ninja 400	214,3
8	71 T. EDWARDS	Kawasaki Ninja 400	213,9
9	15 A. COPPOLA	Kawasaki Ninja 400	213,0
10	25 A. COPPOLA	Yamaha YZF-R3	212,6
11	27 F. ROVELLI	Kawasaki Ninja 400	212,2
12	52 O. KONIG	Kawasaki Ninja 400	212,2
13	83 M. KAWAKAMI	Yamaha YZF-R3	212,2
14	8 M. PEREZ	Kawasaki Ninja 400	211,8
15	48 T. BRIANTI	Kawasaki Ninja 400	211,8
16	69 T. BOOTH-AMOS	Kawasaki Ninja 400	211,4
17	84 K. ALOISI	Yamaha YZF-R3	211,4
18	58 I. IGLESIAS BRAVO	Kawasaki Ninja 400	211,4
19	99 A. HUERTAS	Yamaha YZF-R3	210,9
20	64 H. DE CANCELLIS	Yamaha YZF-R3	210,5
21	85 K. SABATUCCI	Kawasaki Ninja 400	210,5
22	30 G. VAN STRAALEN	Yamaha YZF-R3	210,1
23	98 T. BERCOT	Yamaha YZF-R3	209,7
24	54 B. SOFUOGLU	Yamaha YZF-R3	209,7
25	6 J. BUIS	Kawasaki Ninja 400	208,9
26	2 A. CARRION	Kawasaki Ninja 400	208,5
27	26 M. GENNAI	Yamaha YZF-R3	208,1
28	61 Y. OKAYA	Kawasaki Ninja 400	206,9
29	14 E. DE LA VEGA	Yamaha YZF-R3	206,5
30	87 T. KAWAKAMI	Yamaha YZF-R3	202,2
31	33 O. NUNEZ ROLDAN	Kawasaki Ninja 400	200,4
32	72 A. DIAZ	Yamaha YZF-R3	200,0

#### SEG. 1

1	71 T. EDWARDS	35.645
2	22 N. KALININ	35.765
3	25 A. KROH	35.771
4	10 U. ORRADRE	35.795
5	64 H. DE CANCELLIS	35.813
6	54 B. SOFUOGLU	35.862
7	58 I. IGLESIAS BRAVO	35.895
8	52 O. KONIG	35.924
9	8 M. PEREZ	35.931
10	15 A. COPPOLA	35.933
11	99 A. HUERTAS	35.935
12	19 V. RODRIGUEZ NUNEZ	35.971
13	83 M. KAWAKAMI	36.017
14	69 T. BOOTH-AMOS	36.054
15	61 Y. OKAYA	36.101
16	6 J. BUIS	36.134
17	48 T. BRIANTI	36.138
18	11 A. CARRASCO	36.154
19	7 J. GIMBERT	36.160
20	30 G. VAN STRAALEN	36.166
21	84 K. ALOISI	36.172
22	2 A. CARRION	36.198
23	27 F. ROVELLI	36.238
24	14 E. DE LA VEGA	36.246
25	88 B. IERACI	36.248
26	26 M. GENNAI	36.265
27	95 S. DEROUÉ	36.305
28	98 T. BERCOT	36.597
29	85 K. SABATUCCI	36.599
30	33 O. NUNEZ ROLDAN	36.622
31	72 A. DIAZ	37.201
32	87 T. KAWAKAMI	37.272
33	45 F. MACAN	41.667

#### SEG. 2

1	6 J. BUIS	35.153
2	54 B. SOFUOGLU	35.173
3	64 H. DE CANCELLIS	35.326
4	71 T. EDWARDS	35.353
5	15 A. COPPOLA	35.360
6	19 V. RODRIGUEZ NUNEZ	35.375
7	11 A. CARRASCO	35.388
8	10 U. ORRADRE	35.418
9	83 M. KAWAKAMI	35.427
10	25 A. COPPOLA	35.442
11	52 O. KONIG	35.468
12	95 S. DEROUÉ	35.476
13	48 T. BRIANTI	35.489
14	58 I. IGLESIAS BRAVO	35.495
15	8 M. PEREZ	35.512
16	88 B. IERACI	35.513
17	2 A. CARRION	35.550
18	69 T. BOOTH-AMOS	35.552
19	30 G. VAN STRAALEN	35.573
20	22 N. KALININ	35.574
21	14 E. DE LA VEGA	35.586
22	26 M. GENNAI	35.599
23	99 A. HUERTAS	35.617
24	61 Y. OKAYA	35.661
25	27 F. ROVELLI	35.704
26	7 J. GIMBERT	35.736
27	85 K. SABATUCCI	35.865
28	87 T. KAWAKAMI	35.931
29	98 T. BERCOT	35.942
30	84 K. ALOISI	35.979
31	33 O. NUNEZ ROLDAN	35.982
32	72 A. DIAZ	36.458
33	45 F. MACAN	37.004

#### SEG. 3

1	54 B. SOFUOGLU	22.937
2	6 J. BUIS	22.946
3	69 T. BOOTH-AMOS	22.971
4	8 M. PEREZ	23.009
5	33 O. NUNEZ ROLDAN	23.012
6	64 H. DE CANCELLIS	23.030
7	10 U. ORRADRE	23.054
8	30 G. VAN STRAALEN	23.069
9	71 T. EDWARDS	23.069
10	52 O. KONIG	23.075
11	26 M. GENNAI	23.078
12	83 M. KAWAKAMI	23.101
13	25 A. KROH	23.103
14	88 B. IERACI	23.108
15	14 E. DE LA VEGA	23.126
16	27 F. ROVELLI	23.147
17	95 S. DEROUÉ	23.152
18	11 A. CARRASCO	23.157
19	48 T. BRIANTI	23.178
20	99 A. HUERTAS	23.223
21	2 A. CARRION	23.234
22	19 V. RODRIGUEZ NUNEZ	23.251
23	58 I. IGLESIAS BRAVO	23.268
24	15 A. COPPOLA	23.295
25	7 J. GIMBERT	23.298
26	87 T. KAWAKAMI	23.314
27	22 N. KALININ	23.339
28	84 K. ALOISI	23.401
29	85 K. SABATUCCI	23.574
30	98 T. BERCOT	23.622
31	72 A. DIAZ	23.631
32	61 Y. OKAYA	23.702

#### SEG. 4

1	11 A. CARRASCO	32.337
2	69 T. BOOTH-AMOS	32.490
3	88 B. IERACI	32.493
4	95 S. DEROUÉ	32.534
5	22 N. KALININ	32.561
6	19 V. RODRIGUEZ NUNEZ	32.605
7	48 T. BRIANTI	32.617
8	10 U. ORRADRE	32.633
9	25 A. KROH	32.633
10	6 J. BUIS	32.649
11	83 M. KAWAKAMI	32.683
12	99 A. HUERTAS	32.687
13	8 M. PEREZ	32.710
14	52 O. KONIG	32.712
15	7 J. GIMBERT	32.728
16	58 I. IGLESIAS BRAVO	32.805
17	64 H. DE CANCELLIS	32.815
18	54 B. SOFUOGLU	32.837
19	71 T. EDWARDS	32.850
20	85 K. SABATUCCI	32.865
21	26 M. GENNAI	32.889
22	61 Y. OKAYA	32.919
23	27 F. ROVELLI	32.946
24	98 T. BERCOT	33.053
25	84 K. ALOISI	33.063
26	30 G. VAN STRAALEN	33.071
27	2 A. CARRION	33.087
28	15 A. COPPOLA	33.142
29	14 E. DE LA VEGA	33.189
30	87 T. KAWAKAMI	33.201
31	33 O. NUNEZ ROLDAN	33.807
32	72 A. DIAZ	34.109

29/08/2020

These data/results cannot be reproduced, stored and/or transmitted in whole or in part by any manner of electronic, mechanical, photocopying, recording, broadcasting or otherwise now known or herein after developed without the previous express consent by the copyright owner, except for reproduction in daily press and regular printed publications on sale to the public within 60 days of the event related to those data/results and always provided that copyright symbol appears together as follows below.

© DORNA WSBK ORGANIZATION Srl 2020



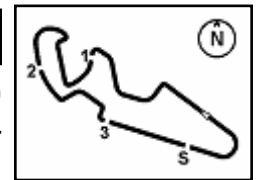
Official Fuel Supplier



Official Tyre Supplier



Official Timekeeper



MotorLand Aragon 5.077 m

## Prosecco DOC Aragon Round, 28 - 30 August 2020

### Chronological Analysis Race 1

Start at 16:31'52.347

1 / 3

1° 6 J. BUIS (2'07.457)							
Lap	Seg.1	Seg.2	Seg.3	Seg.4	Lap Time	km/h	Local Time
1		35.716	23.148	32.881	2'09.421	205,3	16:34'01.768
2	36.333	35.435	23.040	<b>32.649</b>	<b>2'07.457</b>	<b>208,9</b>	16:36'09.225
3	36.358	35.434	23.029	32.849	2'07.670	206,1	16:38'16.895
4	36.417	<b>35.153</b>	<b>22.946</b>	33.119	2'07.635	200,4	16:40'24.530
5	36.349	35.462	22.984	33.056	2'07.851	202,6	16:42'32.381
6	<b>36.134</b>	35.458	23.137	33.005	2'07.734	204,5	16:44'40.115
7	36.237	35.406	23.052	33.063	2'07.758	202,6	16:46'47.873
8	36.294	35.530	23.100	33.192	2'08.116	204,2	16:48'55.989
9	36.419	35.570	23.258	33.313	2'08.560	204,5	16:51'04.549
10	36.685	35.565	23.317	33.447	2'09.014	203,4	16:53'13.563
Race Time 21'21.216							

2° 11 A. CARRASCO (2'08.072)							
Lap	Seg.1	Seg.2	Seg.3	Seg.4	Lap Time	km/h	Local Time
1		35.804	23.439	32.841	2'11.304	213,4	16:34'03.651
2	36.517	35.855	23.528	32.607	2'08.507	<b>214,7</b>	16:36'12.158
3	36.479	35.558	23.957	<b>32.337</b>	2'08.331	214,3	16:38'20.489
4	37.283	35.615	23.217	32.774	2'08.889	209,3	16:40'29.378
5	36.910	36.150	23.313	32.680	2'09.053	210,5	16:42'38.431
6	36.472	35.793	23.427	32.861	2'08.553	208,9	16:44'46.984
7	36.435	<b>35.388</b>	23.193	33.056	<b>2'08.072</b>	203,8	16:46'55.056
8	<b>36.154</b>	35.596	23.273	33.215	2'08.238	203,8	16:49'03.294
9	36.525	35.602	23.362	33.273	2'08.762	205,3	16:51'12.056
10	36.483	35.514	<b>23.157</b>	33.223	2'08.377	204,5	16:53'20.433
Race Time 21'28.086							

3° 8 M. PEREZ (2'08.072)							
Lap	Seg.1	Seg.2	Seg.3	Seg.4	Lap Time	km/h	Local Time
1		35.651	23.609	33.052	2'10.883	203,4	16:34'03.230
2	36.267	35.734	23.361	<b>32.710</b>	<b>2'08.072</b>	<b>211,8</b>	16:36'11.302
3	36.466	35.865	23.496	33.261	2'09.088	209,3	16:38'20.390
4	<b>35.931</b>	35.682	<b>23.009</b>	33.547	2'08.169	199,6	16:40'28.559
5	36.472	35.953	23.106	33.756	2'09.287	199,3	16:42'37.846
6	36.665	35.888	23.354	33.150	2'09.057	204,5	16:44'46.903
7	36.556	<b>35.512</b>	23.293	32.902	2'08.263	209,3	16:46'55.166
8	36.159	35.602	23.429	33.086	2'08.276	206,1	16:49'03.442
9	36.692	35.688	23.112	33.218	2'08.710	205,3	16:51'12.152
10	36.696	35.630	23.040	32.940	2'08.306	208,1	16:53'20.458
Race Time 21'28.111							

4° 64 H. DE CANCELLIS (2'07.228)							
Lap	Seg.1	Seg.2	Seg.3	Seg.4	Lap Time	km/h	Local Time
1		36.293	23.516	<b>32.815</b>	2'13.198	208,9	16:34'05.545
2	<b>35.813</b>	35.593	23.979	33.086	2'08.471	208,1	16:36'14.016
3	36.295	35.545	23.380	33.123	2'08.343	206,5	16:38'22.359
4	35.894	<b>35.326</b>	23.184	32.824	<b>2'07.228</b>	204,9	16:40'29.587
5	36.528	35.814	23.529	32.887	2'08.758	206,1	16:42'38.345
6	36.730	36.091	23.204	32.816	2'08.841	206,5	16:44'47.186
7	36.352	35.467	23.365	32.871	2'08.055	<b>210,5</b>	16:46'55.241
8	36.132	35.594	23.189	33.539	2'08.454	201,9	16:49'03.695
9	36.569	35.588	23.361	33.341	2'08.859	207,3	16:51'12.554
10	36.233	35.533	<b>23.030</b>	33.213	2'08.009	203,0	16:53'20.563
Race Time 21'28.216							

5° 69 T. BOOTH-AMOS (2'07.375)							
Lap	Seg.1	Seg.2	Seg.3	Seg.4	Lap Time	km/h	Local Time
1		35.798	23.523	32.916	2'11.838	208,9	16:34'04.185
2	36.216	35.698	<b>22.971</b>	<b>32.490</b>	<b>2'07.375</b>	<b>211,4</b>	16:36'11.560
3	36.522	35.734	23.066	33.213	2'08.535	201,9	16:38'20.095
4	36.813	35.746	23.184	33.053	2'08.796	203,0	16:40'28.891
5	36.285	36.158	23.161	33.323	2'08.836	205,7	16:42'37.727
6	36.815	35.938	23.140	33.320	2'09.213	206,1	16:44'46.940
7	36.939	<b>35.552</b>	23.235	32.869	2'08.595	203,8	16:46'55.535
8	36.685	35.834	23.155	33.425	2'09.099	200,7	16:49'04.634

9	36.174	35.675	23.032	33.495	2'08.376	201,5	16:51'13.010
10	<b>36.054</b>	35.706	22.973	33.102	2'07.835	207,3	16:53'20.845
Race Time 21'28.498							

6° 10 U. ORRADRE (2'07.792)							
Lap	Seg.1	Seg.2	Seg.3	Seg.4	Lap Time	km/h	Local Time
1		36.875	23.900	33.199	2'15.843	206,5	16:34'08.190
2	35.942	35.767	23.951	<b>32.633</b>	2'08.293	<b>215,6</b>	16:36'16.483
3	36.163	35.775	23.207	32.660	2'07.805	211,4	16:38'24.288
4	35.906	35.584	23.249	33.202	2'07.941	202,2	16:40'32.229
5	35.882	<b>35.418</b>	23.309	33.183	<b>2'07.792</b>	202,6	16:42'40.021
6	<b>35.795</b>	35.724	23.486	32.787	<b>2'07.792</b>	207,3	16:44'47.813
7	36.421	35.467	23.364	32.861	2'08.113	208,1	16:46'55.926
8	36.822	35.637	23.276	32.909	2'08.644	209,3	16:49'04.570
9	36.513	35.698	<b>23.054</b>	33.011	2'08.276	208,1	16:51'12.846
10	36.072	35.647	23.356	33.130	2'08.205	204,9	16:53'21.051
Race Time 21'28.704							

7° 88 B. IERACI (2'07.941)							
Lap	Seg.1	Seg.2	Seg.3	Seg.4	Lap Time	km/h	Local Time
1		35.840	23.381	32.930	2'10.382	209,3	16:34'02.729
2	36.521	35.896	23.189	33.061	2'08.667	207,7	16:36'11.396
3	37.060	35.650	23.663	<b>32.493</b>	2'08.866	210,9	16:38'20.262
4	36.632	<b>35.513</b>	23.666	33.038	2'08.849	208,1	16:40'29.111
5	36.632	35.973	23.505	32.854	2'08.964	210,1	16:42'38.075
6	37.302	36.096	23.822	32.719	2'09.939	209,3	16:44'48.014
7	36.379	35.960	23.795	32.546	2'08.680	<b>215,1</b>	16:46'56.694
8	36.527	35.521	23.330	32.882	2'08.260	210,9	16:49'04.954
9	36.573	35.658	23.280	32.739	2'08.250	209,3	16:51'13.204
10	<b>36.248</b>	35.612	<b>23.108</b>	32.973	<b>2'07.941</b>	210,9	16:53'21.145
Race Time 21'28.798							

8° 19 V. RODRIGUEZ NUNEZ (2'07.861)							
Lap	Seg.1	Seg.2	Seg.3	Seg.4	Lap Time	km/h	Local Time
1		36.149	23.290	32.842	2'12.106	<b>214,3</b>	16:34'04.453
2	<b>35.971</b>	36.156	23.330	32.783	2'08.240	211,8	16:36'12.693
3	36.076	35.668	23.512	<b>32.605</b>	<b>2'07.861</b>	213,9	16:38'20.554
4	36.523	<b>35.375</b>	23.252	33.053	2'08.203	203,4	16:40'28.757
5	36.528	35.890	23.523	33.271	2'09.212	210,5	16:42'37.969
6	37.692	35.686	23.387	33.110	2'09.875	203,8	16:44'47.844
7	36.194	35.519	23.340	33.060	2'08.113	209,7	16:46'55.957
8	36.732	35.585	23.272	33.028	2'08.617	205,7	16:49'04.574
9	36.433	35.703	<b>23.251</b>	32.977	2'08.364	208,9	16:51'12.938
10	36.631	35.588	23.319	32.791	2'08.329	210,1	16:53'21.267
Race Time 21'28.920							

9° 83 M. KAWAKAMI (2'08.048)							
Lap	Seg.1	Seg.2	Seg.3	Seg.4	Lap Time	km/h	Local Time
1		35.909	23.711	33.032	2'10.724	203,4	16:34'03.071
2	36.637	35.609	23.591	<b>32.683</b>	2'08.520	<b>212,2</b>	16:36'11.591
3	37.028	36.056	23.719	32.836	2'09.639	208,9	16:38'21.230
4	36.067	<b>35.427</b>	23.418	33.136	<b>2'08.048</b>	202,6	16:40'29.278
5	36.594	35.710	23.393	33.066	2'08.763	206,9	16:42'38.041
6	36.977	36.021	23.744	33.332	2'10.074	203,4	16:44'48.115
7	36.422	35.750	23.628	33.014	2'08.814	207,3	16:46'56.929
8	<b>36.017</b>	35.599	23.284	33.231	2'08.131	200,0	16:49'05.060
9	36.454	35.626	<b>23.101</b>	33.183	2'08.364	202,6	16:51'13.424
10	36.309	35.630	23.200	32.949	2'08.088	210,9	16:53'21.512
Race Time 21'29.165							

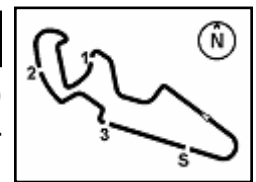
10° 48 T. BRIANTI (2'08.199)							
Lap	Seg.1	Seg.2	Seg.3	Seg.4	Lap Time	km/h	Local Time
1		35.715	23.531	<b>32.617</b>	2'10.586	208,5	16:34'02.933
2	36.714	35.615	<b>23.178</b>	32.760	2'08.267	208,5	16:36'11.200
3	36.684	35.769	23.692	32.789	2'08.934	209,7	16:38'20.134
4	36.287	<b>35.489</b>	23.293	33.240	2'08.309	201,9	16:40'28.443
5	37.140	35.917	23.349	33.070	2'09.476	209,7	16:42'37.919

29/08/2020 P = Pits In/Out - C = Lap Time Cancelled

These data/results cannot be reproduced, stored and/or transmitted in whole or in part by any manner of electronic, mechanical, photocopying, recording, broadcasting or otherwise now known or herein after developed without the previous express consent by the copyright owner, except for reproduction in daily press and regular printed publications on sale to the public within 60 days of the event related to those data/results and always provided that copyright symbol appears together as follows below.

© DORNA WSBK ORGANIZATION Srl 2020





## Prosecco DOC Aragon Round, 28 - 30 August 2020

### Chronological Analysis Race 1

MotorLand Aragon 5.077 m

Start at 16:31'52.347

2 / 3

6	36.831	35.832	23.312	33.010	2'08.985	<b>211,8</b>	16:44'46.904	3	36.001	35.495	23.285	<b>32.712</b>	<b>2'07.493</b>	<b>212,2</b>	16:38'25.527
7	37.246	35.747	23.368	32.900	2'09.261	210,1	16:46'56.165	4	36.430	35.762	23.097	33.601	2'08.890	197,8	16:40'34.417
8	37.111	35.504	23.433	32.998	2'09.046	209,7	16:49'05.211	5	36.206	35.946	23.434	33.615	2'09.201	198,2	16:42'43.618
9	36.406	35.827	23.371	32.674	2'08.278	210,5	16:51'13.489	6	36.397	35.836	<b>23.075</b>	33.384	2'08.692	200,4	16:44'52.310
10	<b>36.138</b>	35.847	23.318	32.896	<b>2'08.199</b>	210,9	16:53'21.688	7	<b>35.924</b>	<b>35.468</b>	23.727	33.221	2'08.340	205,3	16:47'00.650
								Race Time 2'12'29.341							

11° 25 A. KROH (2'07.901)															
Lap	Seg.1	Seg.2	Seg.3	Seg.4	Lap Time	km/h	Local Time								
1		36.166	23.908	<b>32.633</b>	2'13.921	<b>212,6</b>	16:34'06.268								
2	36.918	35.899	23.573	32.890	2'09.280	208,5	16:36'15.548								
3	36.326	<b>35.442</b>	23.153	32.980	<b>2'07.901</b>	208,5	16:38'23.449								
4	<b>35.771</b>	35.588	23.417	33.463	2'08.239	200,0	16:40'31.688								
5	36.204	35.522	23.600	33.101	2'08.427	203,4	16:42'40.115								
6	35.887	35.662	23.964	32.909	2'08.422	208,9	16:44'48.537								
7	36.084	35.975	23.607	32.835	2'08.501	210,5	16:46'57.038								
8	36.304	35.490	23.544	32.893	2'08.231	206,5	16:49'05.269								
9	36.385	35.827	<b>23.103</b>	32.772	2'08.087	211,8	16:51'13.356								
10	36.162	35.744	23.601	32.882	2'08.389	211,4	16:53'21.745								
								Race Time 2'12'29.398							

16° 22 N. KALININ (2'07.851)															
Lap	Seg.1	Seg.2	Seg.3	Seg.4	Lap Time	km/h	Local Time								
1		36.316	23.665	32.944	2'14.562	206,9	16:34'06.909								
2	36.685	35.971	23.782	32.671	2'09.109	<b>218,6</b>	16:36'16.018								
3	36.530	36.031	23.403	<b>32.561</b>	2'08.525	212,2	16:38'24.543								
4	<b>35.765</b>	<b>35.574</b>	23.348	33.164	<b>2'07.851</b>	203,4	16:40'32.394								
5	35.998	35.802	23.538	33.560	2'08.898	198,5	16:42'41.292								
6	36.755	35.692	23.641	33.807	2'09.895	206,5	16:44'51.187								
7	36.478	35.790	23.667	33.538	2'09.473	204,2	16:47'00.660								
8	36.682	35.894	<b>23.339</b>	33.682	2'09.597	202,6	16:49'10.257								
9	36.502	36.003	24.061	33.912	2'10.478	207,3	16:51'20.735								
10	36.755	35.855	23.555	33.393	2'09.558	204,5	16:53'30.293								
								Race Time 2'13'37.916							

12° 58 I. IGLESIAS BRAVO (2'08.003)															
Lap	Seg.1	Seg.2	Seg.3	Seg.4	Lap Time	km/h	Local Time								
1		36.097	23.416	33.300	2'12.305	207,7	16:34'04.652								
2	35.983	36.101	23.282	32.927	2'08.293	<b>211,4</b>	16:36'12.945								
3	<b>35.895</b>	35.668	23.745	<b>32.805</b>	2'08.113	210,1	16:38'21.058								
4	36.091	35.663	23.459	33.053	2'08.266	200,4	16:40'29.324								
5	36.661	36.590	23.373	33.104	2'09.728	203,0	16:42'39.052								
6	36.690	36.144	23.535	32.818	2'09.187	209,7	16:44'48.239								
7	36.192	35.969	<b>23.268</b>	33.319	2'08.748	204,2	16:46'56.987								
8	36.243	35.884	23.429	33.167	2'08.723	204,9	16:49'05.710								
9	36.132	35.918	23.298	33.054	2'08.402	206,5	16:51'14.112								
10	36.175	<b>35.495</b>	23.286	33.047	<b>2'08.003</b>	208,9	16:53'22.115								
								Race Time 2'12'29.768							

17° 2 A. CARRION (2'08.474)															
Lap	Seg.1	Seg.2	Seg.3	Seg.4	Lap Time	km/h	Local Time								
1		37.265	25.554	33.771	2'18.630	203,0	16:34'10.977								
2	<b>36.198</b>	35.773	23.362	33.141	<b>2'08.474</b>	<b>208,5</b>	16:36'19.451								
3	36.425	36.000	23.308	33.359	2'09.092	206,9	16:38'28.543								
4	36.733	35.771	23.418	33.341	2'09.263	203,0	16:40'37.806								
5	36.387	35.866	23.256	<b>33.087</b>	2'08.596	204,9	16:42'46.402								
6	36.311	36.010	23.635	33.420	2'09.376	207,3	16:44'55.778								
7	36.598	<b>35.550</b>	23.486	33.307	2'08.941	203,4	16:47'04.719								
8	36.396	35.728	<b>23.234</b>	33.972	2'09.330	200,0	16:49'14.049								
9	36.670	35.978	23.668	33.787	2'10.103	202,6	16:51'24.152								
10	36.821	35.572	23.576	33.437	2'09.406	201,9	16:53'33.558								
								Race Time 2'14'12.211							

13° 99 A. HUERTAS (2'07.972)															
Lap	Seg.1	Seg.2	Seg.3	Seg.4	Lap Time	km/h	Local Time								
1		37.386	23.932	33.189	2'14.129	203,8	16:34'06.476								
2	36.495	36.005	23.547	33.080	2'09.127	206,9	16:36'15.603								
3	36.637	36.194	23.328	<b>32.687</b>	2'08.846	<b>210,9</b>	16:38'24.449								
4	<b>35.935</b>	35.755	<b>23.223</b>	33.059	<b>2'07.972</b>	202,2	16:40'32.421								
5	36.201	35.783	23.762	33.316	2'09.062	197,1	16:42'41.483								
6	36.295	35.713	23.657	33.896	2'09.561	203,0	16:44'51.044								
7	36.765	<b>35.617</b>	23.429	33.654	2'09.465	200,4	16:47'00.509								
8	36.408	35.865	23.405	33.783	2'09.461	201,5	16:49'09.970								
9	36.352	36.090	24.002	33.797	2'10.241	203,0	16:51'20.211								
10	36.679	35.956	23.565	33.628	2'09.828	200,7	16:53'30.039								
								Race Time 2'13'37.692							

18° 26 M. GENNAI (2'08.582)															
Lap	Seg.1	Seg.2	Seg.3	Seg.4	Lap Time	km/h	Local Time								
1		36.746	25.225	34.220	2'18.436	197,1	16:34'10.783								
2	36.634	35.662	23.532	<b>32.889</b>	2'08.717	<b>208,1</b>	16:36'19.500								
3	36.534	35.871	23.416	33.302	2'09.123	206,1	16:38'28.623								
4	36.402	35.814	23.343	33.662	2'09.221	195,7	16:40'37.844								
5	<b>36.265</b>	35.780	23.159	33.378	<b>2'08.582</b>	200,0	16:42'46.426								
6	36.954	35.600	23.474	33.406	2'09.434	206,9	16:44'55.860								
7	36.326	<b>35.599</b>	23.324	33.639	2'08.888	195,7	16:47'04.748								
8	36.751	35.877	<b>23.078</b>	33.926	2'09.632	196,4	16:49'14.380								
9	36.584	36.072	23.439	33.802	2'09.897	203,8	16:51'24.277								
10	36.470	35.715	23.420	33.726	2'09.331	195,7	16:53'33.608								
								Race Time 2'14'12.261							

14° 15 A. COPPOLA (2'08.181)															
Lap	Seg.1	Seg.2	Seg.3	Seg.4	Lap Time	km/h	Local Time								
1		36.095	23.370	33.297	2'12.961	209,7	16:34'05.308								
2	36.005	35.798	25.501	<b>33.142</b>	2'10.446	<b>213,0</b>	16:36'15.754								
3	36.328	<b>35.360</b>	<b>23.295</b>	33.198	<b>2'08.181</b>	208,1	16:38'23.935								
4	<b>35.933</b>	35.556	23.451	33.445	2'08.385	206,1	16:40'32.320								
5	35.957	35.848	23.866	33.363	2'09.034	200,7	16:42'41.354								
6	36.350	35.801	23.517	34.045	2'09.713	200,0	16:44'51.067								
7	36.947	35.757	23.580	33.443	2'09.727	204,9	16:47'00.794								
8	36.374	35.857	23.394	33.786	2'09.411	198,9	16:49'10.205								
9	36.418	35.903	23.763	34.011	2'10.095	206,1	16:51'20.300								
10	36.791	35.967	23.569	33.580	2'09.907	205,7	16:53'30.207								
								Race Time 2'13'37.860							

19° 7 J. GIMBERT (2'09.039)															
Lap	Seg.1	Seg.2	Seg.3	Seg.4	Lap Time	km/h	Local Time								
1		36.447	24.095	33.003	2'15.120	210,5	16:34'07.467								
2	36.615	35.901	24.187	<b>32.728</b>	2'09.431	<b>215,1</b>	16:36'16.898								
3	<b>36.160</b>	35.910	24.227	33.508	2'09.805	210,5	16:38'26.703								
4	36.397	35.822	23.977	33.561	2'09.757	201,5	16:40'36.460								
5	36.357	36.189	23.411	33.637	2'09.594	201,1	16:42'46.054								
6	36.576	36.057	23.527	33.699	2'09.859	203,8	16:44'55.913								
7	36.912	<b>35.736</b>	23.605	33.005	2'09.258	208,5	16:47'05.171								
8	36.580	36.242	23.981	33.493	2'10.296	203,0	16:49'15.467								
9	36.683	36.065	23.311	33.708	2'09.767	203,0	16:51'25.234								
10	36.516	35.800	<b>23.298</b>	33.425	<b>2'09.039</b>	205,7	16:53'34.273								
								Race Time 2'14'12.926							

15° 52 O. KONIG (2'07.493)							
Lap	Seg.1	Seg.2	Seg.3	Seg.4	Lap Time	km/h	Local Time
1		37.005	24.970	33.735	2'17.566	199,6	16:34'09.913
2	36.295	35.683	23.226	32.917	2'08.121	208,5	16:36'18.034

29/08/2020

P = Pits In/Out - C = Lap Time Cancelled

These data/results cannot be reproduced, stored and/or transmitted in whole or in part by any manner of electronic, mechanical, photocopying, recording, broadcasting or otherwise now known or herein after developed without the previous express consent by the copyright owner, except for reproduction in daily press and regular printed publications on sale to the public within 60 days of the event related to those data/results and always provided that copyright symbol appears together as follows below.

© DORNA WSBK ORGANIZATION Srl 2020



Official Fuel Supplier



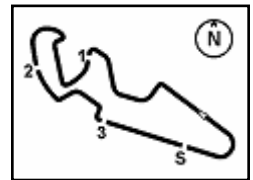
FKR PERUGIA TIMING

Official Tyre Supplier



Official Timekeeper





## Prosecco DOC Aragon Round, 28 - 30 August 2020

### Chronological Analysis Race 1

Start at 16:31'52.347

3 / 3

20° 27 F. ROVELLI (2'08.645)							
Lap	Seg.1	Seg.2	Seg.3	Seg.4	Lap Time	km/h	Local Time
1		36.760	23.460	33.344	2'14.111	202,6	16:34'06.458
2	37.025	36.020	23.401	33.054	2'09.500	<b>212,2</b>	16:36'15.958
3	36.653	36.184	23.632	<b>32.946</b>	2'09.415	207,7	16:38'25.373
4	36.855	36.652	<b>23.147</b>	33.887	2'10.541	197,1	16:40'35.914
5	36.957	36.405	23.354	33.725	2'10.441	198,5	16:42'46.355
6	36.818	36.225	23.409	33.637	2'10.089	199,3	16:44'56.444
7	36.269	<b>35.704</b>	23.253	33.419	<b>2'08.645</b>	200,7	16:47'05.089
8	36.356	35.999	23.873	34.515	2'10.743	192,9	16:49'15.832
9	36.921	36.250	23.226	33.843	2'10.240	200,4	16:51'26.072
10	<b>36.238</b>	36.275	23.518	33.533	2'09.564	200,7	16:53'35.636
Race Time 21'43.289							

9	37.422	36.718	23.671	34.216	2'12.027	198,9	16:52'28.319
10	37.364	36.665	23.722	34.192	2'11.943	197,1	16:54'40.262
Race Time 22'47.915							

21° 14 E. DE LA VEGA (2'08.420)							
Lap	Seg.1	Seg.2	Seg.3	Seg.4	Lap Time	km/h	Local Time
1		36.867	24.014	33.612	2'16.119	202,6	16:34'08.466
2	<b>36.246</b>	35.796	23.720	<b>33.189</b>	2'08.951	<b>206,5</b>	16:36'17.417
3	36.258	<b>35.586</b>	23.334	33.242	<b>2'08.420</b>	206,1	16:38'25.837
4	36.349	35.810	<b>23.126</b>	33.953	2'09.238	195,3	16:40'35.075
5	36.603	36.372	23.312	34.028	2'10.315	194,6	16:42'45.390
6	36.917	36.350	23.927	33.922	2'11.116	198,9	16:44'56.506
7	36.411	35.948	23.358	33.277	2'08.994	204,9	16:47'05.500
8	36.520	35.845	23.789	34.183	2'10.337	192,5	16:49'15.837
9	36.730	35.962	23.318	33.718	2'09.728	198,5	16:51'25.565
10	36.582	36.258	23.306	33.984	2'10.130	197,4	16:53'35.695
Race Time 21'43.348							

RET 95 S. DEROUÉ (2'08.036)							
Lap	Seg.1	Seg.2	Seg.3	Seg.4	Lap Time	km/h	Local Time
1		35.532	23.692	32.776	2'10.930	211,4	16:34'03.277
2	36.598	35.481	23.423	<b>32.534</b>	<b>2'08.036</b>	<b>215,6</b>	16:36'11.313
3	36.748	35.572	23.921	32.654	2'08.895	208,9	16:38'20.208
4	36.336	35.554	23.277	33.214	2'08.381	204,5	16:40'28.589
5	36.866	35.714	23.206	33.357	2'09.143	204,2	16:42'37.732
6	36.866	35.625	23.272	33.459	2'09.222	201,5	16:44'46.954
7	<b>36.305</b>	<b>35.476</b>	23.394	33.062	2'08.237	204,2	16:46'55.191
8	36.388	35.515	23.424	33.029	2'08.356	209,7	16:49'03.547
9	36.620	35.752	<b>23.152</b>	33.153	2'08.677	204,9	16:51'12.224
Race Time 19'19.877							

22° 30 G. VAN STRAALLEN (2'08.588)							
Lap	Seg.1	Seg.2	Seg.3	Seg.4	Lap Time	km/h	Local Time
1		36.954	26.160	34.760	2'19.902	196,7	16:34'12.249
2	36.392	35.798	23.475	33.306	2'08.971	204,2	16:36'21.220
3	36.356	35.665	23.351	33.329	2'08.701	203,0	16:38'29.921
4	<b>36.166</b>	<b>35.573</b>	<b>23.069</b>	33.862	2'08.670	196,7	16:40'38.591
5	36.191	35.743	23.113	33.541	<b>2'08.588</b>	198,9	16:42'47.179
6	36.248	35.962	23.626	33.677	2'09.513	207,7	16:44'56.692
7	36.322	35.943	23.476	<b>33.071</b>	2'08.812	<b>210,1</b>	16:47'05.504
8	36.392	35.649	23.969	34.327	2'10.337	194,9	16:49'15.841
9	36.329	36.077	23.456	34.205	2'10.067	198,9	16:51'25.908
10	36.546	35.958	23.552	33.844	2'09.900	197,4	16:53'35.808
Race Time 21'43.461							

RET 54 B. SOFUOGLU (2'06.942)							
Lap	Seg.1	Seg.2	Seg.3	Seg.4	Lap Time	km/h	Local Time
1		36.007	23.648	<b>32.837</b>	2'13.928	208,9	16:34'06.275
2	36.861	35.716	23.261	33.106	2'08.944	203,4	16:36'15.219
3	36.491	35.413	23.037	32.947	2'07.888	204,9	16:38'23.107
4	<b>35.862</b>	<b>35.173</b>	<b>22.937</b>	32.970	<b>2'06.942</b>	202,2	16:40'30.049
5	36.166	35.605	23.486	32.849	2'08.106	<b>209,7</b>	16:42'38.155
6	37.077	35.539	23.458	32.885	2'08.959	204,5	16:44'47.114
7	36.566	35.440	23.405	33.120	2'08.531	200,0	16:46'55.645
Race Time 15'03.298							

23° 33 O. NUNEZ ROLDAN (2'09.809)							
Lap	Seg.1	Seg.2	Seg.3	Seg.4	Lap Time	km/h	Local Time
1		36.788			2'39.705	186,5	16:34'32.052
2	37.538	36.705	24.016	33.911	2'12.170	198,2	16:36'44.222
3	37.210	36.491	23.650	<b>33.807</b>	2'11.158	<b>200,4</b>	16:38'55.380
4	36.944	36.267	23.376	34.104	2'10.691	194,6	16:41'06.071
5	36.831	36.317	23.431	34.117	2'10.696	197,4	16:43'16.767
6	37.027	36.222	23.225	33.894	2'10.368	197,1	16:45'27.135
7	36.669	<b>35.982</b>	23.145	34.024	2'09.820	196,0	16:47'36.955
8	<b>36.622</b>	36.349	23.050	34.068	2'10.089	196,0	16:49'47.044
9	36.896	36.006	<b>23.012</b>	33.895	<b>2'09.809</b>	199,6	16:51'56.853
10	36.905	36.091	23.129	33.930	2'10.055	197,4	16:54'06.908
Race Time 22'14.561							

RET 71 T. EDWARDS (2'07.563)							
Lap	Seg.1	Seg.2	Seg.3	Seg.4	Lap Time	km/h	Local Time
1		36.642	23.235	32.969	2'13.153	206,9	16:34'05.500
2	36.048	35.825	25.760	32.940	2'10.573	<b>213,9</b>	16:36'16.073
3	36.253	35.647	23.191	<b>32.850</b>	2'07.941	210,1	16:38'24.014
4	<b>35.645</b>	<b>35.353</b>	<b>23.069</b>	33.496	<b>2'07.563</b>	201,5	16:40'31.577
5	36.013	35.574	23.338	34.342	2'38.267	198,2	16:43'09.844
6	38.805	38.782	29.727	41.212	2'28.526P	182,7	16:45'38.370
Race Time 13'46.023							

24° 72 A. DIAZ (2'11.727)							
Lap	Seg.1	Seg.2	Seg.3	Seg.4	Lap Time	km/h	Local Time
1		36.798	1'02.903	36.135	2'57.579	196,0	16:34'49.926
2	37.726	37.061	23.770	34.142	2'12.699	198,9	16:37'02.625
3	37.380	36.516	23.722	<b>34.109</b>	<b>2'11.727</b>	199,3	16:39'14.352
4	37.548	<b>36.458</b>	<b>23.631</b>	34.288	2'11.925	196,0	16:41'26.277
5	37.561	37.009	23.980	34.297	2'12.847	<b>200,0</b>	16:43'39.124
6	37.616	36.799	23.794	34.320	2'12.529	197,1	16:45'51.653
7	<b>37.201</b>	36.685	23.635	34.544	2'12.065	196,0	16:48'03.718
8	37.622	36.814	23.730	34.408	2'12.574	197,4	16:50'16.292

RET 84 K. ALOISI (2'08.633)							
Lap	Seg.1	Seg.2	Seg.3	Seg.4	Lap Time	km/h	Local Time
1		36.528	24.008	33.180	2'15.040	206,1	16:34'07.387
2	36.484	<b>35.979</b>	23.728	33.086	2'09.277	<b>211,4</b>	16:36'16.664
3	<b>36.172</b>	35.997	<b>23.401</b>	<b>33.063</b>	<b>2'08.633</b>	210,1	16:38'25.297
Race Time 6'32.950							

RET 87 T. KAWAKAMI							
Lap	Seg.1	Seg.2	Seg.3	Seg.4	Lap Time	km/h	Local Time
1		<b>35.931</b>	<b>23.314</b>	<b>33.201</b>	2'10.323	<b>202,2</b>	16:34'02.670
Race Time 2'10.323							

RET 98 T. BERCOT							
Lap	Seg.1	Seg.2	Seg.3	Seg.4	Lap Time	km/h	Local Time
1		<b>35.942</b>	<b>23.622</b>	<b>33.053</b>	2'11.618	<b>209,7</b>	16:34'03.965
Race Time 2'11.618							

RET 85 K. SABATUCCI							
Lap	Seg.1	Seg.2	Seg.3	Seg.4	Lap Time	km/h	Local Time
1		<b>35.865</b>	<b>23.574</b>	<b>32.865</b>	2'11.660	<b>210,5</b>	16:34'04.007
Race Time 2'11.660							

RET 61 Y. OKAYA							
Lap	Seg.1	Seg.2	Seg.3	Seg.4	Lap Time	km/h	Local Time
1		35.708	<b>23.702</b>	<b>32.913</b>	2'12.701	<b>206,9</b>	16:34'05.048
Race Time 2'12.701							

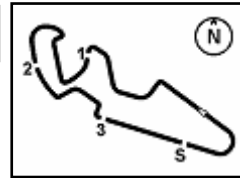
29/08/2020

P = Pits In/Out - C = Lap Time Cancelled

These data/results cannot be reproduced, stored and/or transmitted in whole or in part by any manner of electronic, mechanical, photocopying, recording, broadcasting or otherwise now known or herein after developed without the previous express consent by the copyright owner, except for reproduction in daily press and regular printed publications on sale to the public within 60 days of the event related to those data/results and always provided that copyright symbol appears together as follows below.

© DORNA WSBK ORGANIZATION Srl 2020





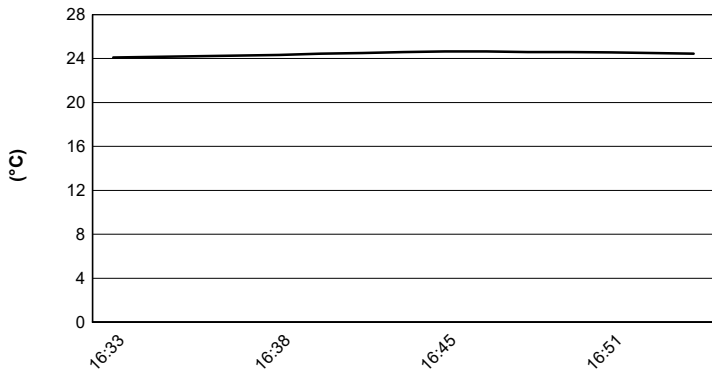
MotorLand Aragon 5.077 m

Prosecco DOC Aragon Round, 28 - 30 August 2020

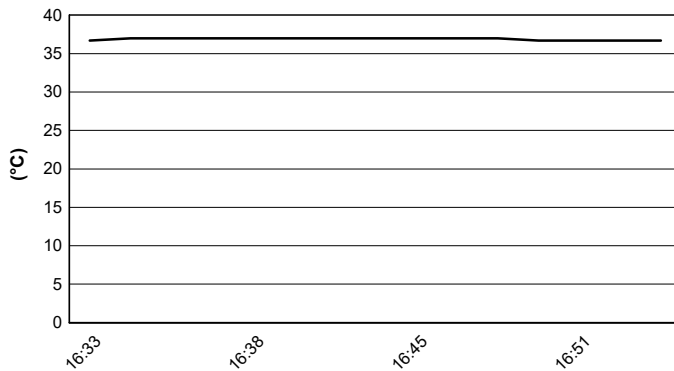
Weather Report Race 1

Session started 16:32 - Session ended 16:54

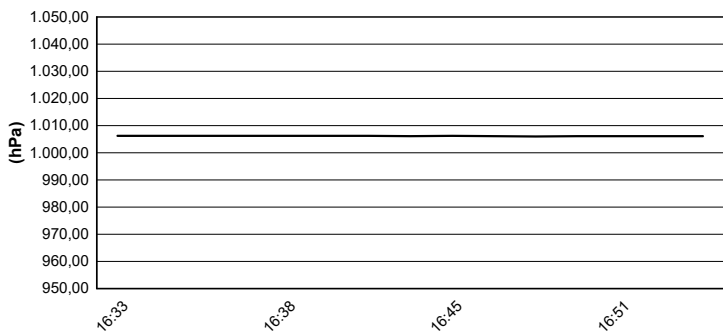
**Air Temperature**



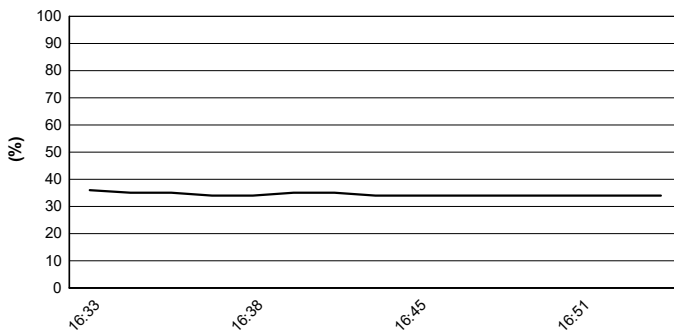
**Track Temperature**



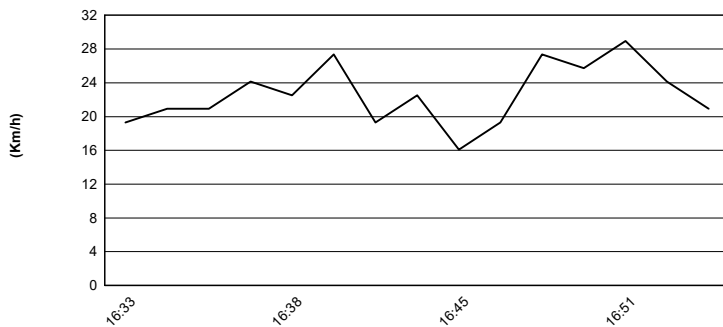
**Air Pressure**



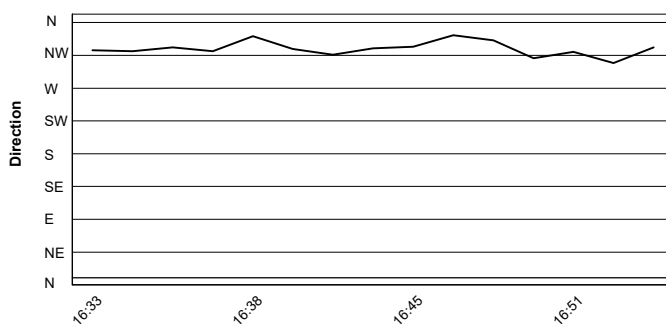
**Humidity**



**Wind Speed**



**Wind Direction**



29/08/2020

These data/results cannot be reproduced, stored and/or transmitted in whole or in part by any manner of electronic, mechanical, photocopying, recording, broadcasting or otherwise now known or herein after developed without the previous express consent by the copyright owner, except for reproduction in daily press and regular printed publications on sale to the public within 60 days of the event related to those data/results and always provided that copyright symbol appears together as follows below.

© DORNA WSBK ORGANIZATION Srl 2020



Official Fuel Supplier



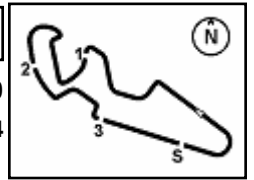
PIRELLI PERFORMA TIMING

Official Tyre Supplier



Official Timekeeper





## Prosecco DOC Aragon Round, 28 - 30 August 2020

### Best Laps & Speeds

No.	Rider Bike	Nat	Best Lap		FP1		FP2		FP3		SP		LCR		RC1	
			LL	SPD	LL	SPD	LL	SPD	LL	SPD	LL	SPD	LL	SPD	LL	SPD
1	6 J. BUIS Kawasaki Ninja 400	NED	2'06.450	39 211,3	2'08.198	8 211,3	2'07.796	9 206,9	2'07.498	6 211,3	2'06.450	6 206,9			2'07.457	10 208,9
2	17 K. MEUFFELS Kawasaki Ninja 400	NED	2'06.527	25 218,6	2'08.542	8 210,1	2'08.300	10 206,5	2'09.693	1 208,9	2'06.527	6 218,6				
3	87 T. KAWAKAMI Yamaha YZF-R3	BRA	2'06.547	29 211,7	2'08.262	11 204,5	2'08.358	6 197,8	2'08.793	6 208,0	2'06.547	6 211,7				
4	54 B. SOFUOGLU Yamaha YZF-R3	TUR	2'06.942	39 212,1	2'09.916	9 206,5	2'09.267	11 196,7	2'08.926	6 211,7	2'08.022	6 212,1			2'06.942	7 209,7
5	83 M. KAWAKAMI Yamaha YZF-R3	BRA	2'07.028	41 212,1	2'08.136	10 199,2	2'08.846	9 200,7	2'09.490	6 209,7	2'07.028	6 211,7			2'08.048	10 212,1
6	88 B. IERACI Kawasaki Ninja 400	ITA	2'07.149	40 215,1	2'08.779	10 204,9	2'08.910	8 210,5	2'08.676	6 211,3	2'07.149	6 212,6			2'07.941	10 215,1
7	64 H. DE CANCELLIS Yamaha YZF-R3	FRA	2'07.228	41 210,5	2'07.623	12 208,9	2'09.318	7 204,1	2'08.856	6 207,6	2'08.136	6 209,3			2'07.228	10 210,5
8	10 U. ORRADRE Yamaha YZF-R3	ESP	2'07.296	40 215,5	2'08.544	11 205,3	2'07.964	7 201,8	2'09.107	6 211,7	2'07.296	6 211,3			2'07.792	10 215,5
9	48 T. BRIANTI Kawasaki Ninja 400	ITA	2'07.310	42 214,7	2'09.387	10 209,3	2'09.405	10 201,8	2'08.227	6 213,0	2'07.310	6 214,7			2'08.199	10 211,7
10	69 T. BOOTH-AMOS Kawasaki Ninja 400	GBR	2'07.375	40 211,3	2'09.085	9 202,2	2'09.021	9 195,3	2'07.731	6 208,0	2'07.733	6 209,7			2'07.375	10 211,3
11	8 M. PEREZ Kawasaki Ninja 400	ESP	2'07.434	37 211,7	2'09.270	9 204,9	2'09.624	6 204,9	2'08.255	6 211,3	2'07.434	6 210,9			2'08.072	10 211,7
12	98 T. BERCOT Yamaha YZF-R3	FRA	2'07.464	32 208,4	2'08.152	12 205,7	2'09.151	8 201,8	2'08.804	6 208,4	2'07.464	6 208,4				
13	52 O. KONIG Kawasaki Ninja 400	CZE	2'07.493	41 212,1	2'09.606	12 204,1	2'08.257	8 203,7	2'08.462	6 201,8	2'08.984	5 209,7			2'07.493	10 212,1
14	71 T. EDWARDS Kawasaki Ninja 400	AUS	2'07.563	38 213,8	2'08.236	10 207,2	2'08.573	10 199,6	2'08.582	6 209,7	2'08.134	6 206,9			2'07.563	6 213,8
15	95 S. DEROUÉ Kawasaki Ninja 400	NED	2'07.563	41 215,5	2'07.635	10 206,9	2'08.785	10 201,4	2'07.803	6 210,1	2'07.563	6 204,9			2'08.036	9 215,5
16	58 I. IGLESIAS BRAVO Kawasaki Ninja 400	ESP	2'07.663	37 211,3	2'09.009	11 206,5	2'08.381	9 206,5	2'10.091	1 206,1	2'07.663	6 209,7			2'08.003	10 211,3
17	99 A. HUERTAS Yamaha YZF-R3	ESP	2'07.756	44 212,1	2'08.820	11 207,2	2'08.747	11 205,7	2'08.703	6 212,1	2'07.756	6 208,4			2'07.972	10 210,9
18	22 N. KALININ Kawasaki Ninja 400	UKR	2'07.851	40 218,6	2'09.136	8 201,4	2'08.781	10 206,9	2'08.693	6 213,0	2'08.433	6 214,2			2'07.851	10 218,6
19	19 V. RODRIGUEZ NUNEZ Kawasaki Ninja 400	ESP	2'07.861	38 214,2	2'09.313	7 207,2	2'08.737	9 208,9	2'08.305	6 211,7	2'08.073	6 214,2			2'07.861	10 214,2
20	11 A. CARRASCO Kawasaki Ninja 400	ESP	2'07.885	43 214,7	2'07.959	11 205,3	2'08.818	10 204,1	2'08.796	6 212,1	2'07.885	6 206,9			2'08.072	10 214,7
21	25 A. KROH Yamaha YZF-R3	GER	2'07.901	48 212,6	2'09.819	11 203,7	2'09.393	11 203,3	2'09.472	6 203,7			2'09.173	10 207,2	2'07.901	10 212,6
22	85 K. SABATUCCI Kawasaki Ninja 400	ITA	2'07.970	32 213,0	2'07.977	12 206,5	2'08.705	9 210,1	2'10.038	6 208,4	2'07.970	5 213,0				
23	61 Y. OKAYA Kawasaki Ninja 400	JPN	2'07.983	31 213,4	2'08.242	10 208,9	2'09.166	9 202,6	2'08.525	6 208,0	2'07.983	6 213,4				
24	27 F. ROVELLI Kawasaki Ninja 400	ITA	2'08.000	41 212,1	2'10.147	9 201,4	2'08.792	10 201,1	2'08.928	6 206,1	2'08.000	6 209,7			2'08.645	10 212,1
25	15 A. COPPOLA Kawasaki Ninja 400	ITA	2'08.101	42 213,0	2'08.373	11 207,6	2'08.811	10 204,9	2'09.338	6 207,6	2'08.101	5 207,2			2'08.181	10 213,0

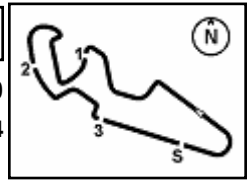
29/08/2020

These data/results cannot be reproduced, stored and/or transmitted in whole or in part by any manner of electronic, mechanical, photocopying, recording, broadcasting or otherwise now known or herein after developed without the previous express consent by the copyright owner, except for reproduction in daily press and regular printed publications on sale to the public within 60 days of the event related to those data/results and always provided that copyright symbol appears together as follows below.

© DORNA WSBK ORGANIZATION Srl 2020







## Prosecco DOC Aragon Round, 28 - 30 August 2020

### Best Laps & Speeds

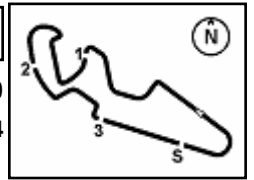
No.	Rider Bike	Nat	Best Lap		FP1		FP2		FP3		SP		LCR		RC1	
			LL	SPD	LL	SPD	LL	SPD	LL	SPD	LL	SPD	LL	SPD	LL	SPD
26	<b>46 S. DI SORA</b> Kawasaki Ninja 400	FRA	<b>2'08.236</b>	36 209,7	2'10.901	11 201,8	2'09.605	9 204,9	2'09.424	6 206,5			<b>2'08.236</b>	10 <b>209,7</b>		
27	<b>33 O. NUNEZ ROLDAN</b> Kawasaki Ninja 400	ESP	<b>2'08.283</b>	40 206,5	2'10.516	9 201,1	2'10.158	9 196,0	<b>2'08.283</b>	6 <b>206,5</b>	2'09.155	6 203,7			2'09.809	10 200,3
28	<b>14 E. DE LA VEGA</b> Yamaha YZF-R3	FRA	<b>2'08.369</b>	43 207,6	2'09.178	10 203,3	2'09.550	11 194,2	2'08.520	6 <b>207,6</b>	<b>2'08.369</b>	6 205,7			2'08.420	10 206,5
29	<b>23 S. MARKARIAN</b> Yamaha YZF-R3	FRA	<b>2'08.410</b>	25 212,6	2'09.994	8 207,2	<b>2'08.410</b>	6 201,1	2'10.564	5 205,7	2'09.184	6 <b>212,6</b>				
30	<b>2 A. CARRION</b> Kawasaki Ninja 400	ESP	<b>2'08.419</b>	42 211,7	2'10.547	11 203,3	2'09.051	9 204,5	2'08.557	6 210,1	<b>2'08.419</b>	6 <b>211,7</b>			2'08.474	10 208,4
31	<b>7 J. GIMBERT</b> Kawasaki Ninja 400	FRA	<b>2'08.494</b>	41 215,1	2'09.902	10 205,3	2'08.657	9 208,0	2'09.634	6 214,2	<b>2'08.494</b>	6 214,7			2'09.039	10 <b>215,1</b>
32	<b>9 P. GRASSIA</b> Yamaha YZF-R3	ITA	<b>2'08.497</b>	35 209,3	2'09.464	10 203,3	2'10.650	9 203,3	2'09.392	6 207,6			<b>2'08.497</b>	10 <b>209,3</b>		
33	<b>73 J. PEREZ GONZALEZ</b> Yamaha YZF-R3	ESP	<b>2'08.523</b>	39 205,7	2'09.484	12 201,8	2'09.986	11 198,1	2'09.876	6 204,9			<b>2'08.523</b>	10 <b>205,7</b>		
34	<b>26 M. GENNAI</b> Yamaha YZF-R3	ITA	<b>2'08.582</b>	42 210,1	2'12.287	9 199,2	2'09.724	8 206,5	2'09.096	5 208,4			2'08.637	<b>2'08.582</b>	10 208,0	
35	<b>30 G. VAN STRAALLEN</b> Yamaha YZF-R3	NED	<b>2'08.588</b>	45 210,1	2'09.382	9 202,6	2'10.271	10 198,1	2'09.171	6 <b>210,1</b>			2'09.287	<b>2'08.588</b>	10 <b>210,1</b>	
36	<b>72 A. DIAZ</b> Yamaha YZF-R3	ESP	<b>2'08.608</b>	47 210,5	2'09.670	12 204,1	2'09.742	9 204,5	2'09.024	6 207,2			<b>2'08.608</b>	10 <b>210,5</b>	2'11.727	10 200,0
37	<b>84 K. ALOISI</b> Yamaha YZF-R3	ITA	<b>2'08.633</b>	34 211,3	2'10.318	10 202,6	2'10.439	9 203,3	2'08.940	6 209,7	2'08.714	6 209,3			<b>2'08.633</b>	3 <b>211,3</b>
38	<b>80 G. MASTROLUCA</b> Kawasaki Ninja 400	ITA	<b>2'08.849</b>	35 210,9	2'09.954	11 206,5	2'09.514	8 198,1	2'09.748	6 208,0			<b>2'08.849</b>	10 <b>210,9</b>		
39	<b>66 E. MCGLINCHY</b> Kawasaki Ninja 400	GBR	<b>2'08.876</b>	34 211,3	2'11.185	10 202,2	2'11.772	8 201,8	2'09.898	6 210,1			<b>2'08.876</b>	10 <b>211,3</b>		
40	<b>45 F. MACAN</b> Yamaha YZF-R3	BRA	<b>2'08.890</b>	34 210,9	2'11.094	12 198,5	2'09.629	6 203,7	2'10.261	6 207,2			<b>2'08.890</b>	10 <b>210,9</b>		
41	<b>44 T. BRAMICH</b> Kawasaki Ninja 400	AUS	<b>2'08.996</b>	35 210,5	2'11.097	10 202,2	2'10.820	9 202,2	<b>2'08.996</b>	6 208,4			2'09.404	10 <b>210,5</b>		
42	<b>24 D. BLIN</b> Yamaha YZF-R3	POL	<b>2'08.998</b>	35 210,5	2'11.213	12 203,3	2'10.349	7 198,9	2'09.444	6 207,6			<b>2'08.998</b>	10 <b>210,5</b>		
43	<b>68 J. IOVERNO</b> Kawasaki Ninja 400	ITA	<b>2'09.048</b>	36 208,4	2'11.247	11 205,7	2'11.179	9 197,4	<b>2'09.048</b>	6 206,9			2'09.955	10 <b>208,4</b>		
44	<b>12 R. DORE</b> Yamaha YZF-R3	FRA	<b>2'09.197</b>	40 206,9	2'11.928	12 197,4	2'12.148	12 194,9	2'10.968	6 204,5			<b>2'09.197</b>	10 <b>206,9</b>		
45	<b>3 M. GAGGI</b> Yamaha YZF-R3	ITA	<b>2'09.446</b>	36 209,7	2'11.108	10 200,0	2'11.344	10 197,4	<b>2'09.446</b>	6 207,6			2'09.706	10 <b>209,7</b>		
46	<b>93 A. QUINET</b> Kawasaki Ninja 400	FRA	<b>2'10.091</b>	39 208,9	2'11.149	12 208,0	2'11.304	11 200,0	2'11.569	6 204,5			<b>2'10.091</b>	10 <b>208,9</b>		
47	<b>47 M. CERVENKA</b> Kawasaki Ninja 400	CZE	<b>2'10.380</b>	28 208,4	2'11.404	13 206,1	2'11.325	4 204,5	2'11.222	6 <b>208,4</b>			<b>2'10.380</b>	5 204,5		
48	<b>20 G. MATERN</b> Yamaha YZF-R3	FRA	<b>2'10.460</b>	32 203,7	2'11.092	11 194,6	2'12.038	10 197,0	<b>2'10.460</b>	6 <b>203,7</b>			2'10.689	5 201,8		
49	<b>63 M. HRAVA</b> Kawasaki Ninja 400	CZE	<b>2'11.004</b>	23 203,3	2'12.184	12 <b>203,3</b>	<b>2'11.004</b>	11 200,0								
50	<b>59 A. ZANCA</b> Kawasaki Ninja 400	ITA	<b>2'13.017</b>	27 204,5	2'14.706	5 193,2	<b>2'13.017</b>	7 198,9	2'13.098	5 <b>204,5</b>			2'15.463	10 198,1		

29/08/2020

These data/results cannot be reproduced, stored and/or transmitted in whole or in part by any manner of electronic, mechanical, photocopying, recording, broadcasting or otherwise now known or herein after developed without the previous express consent by the copyright owner, except for reproduction in daily press and regular printed publications on sale to the public within 60 days of the event related to those data/results and always provided that copyright symbol appears together as follows below.

© DORNA WSBK ORGANIZATION Srl 2020





MotorLand Aragon 5.077 m

## Prosecco DOC Aragon Round, 28 - 30 August 2020

### Best Laps & Speeds

3 / 3

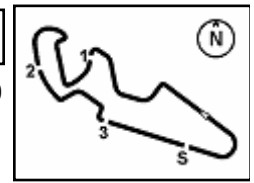
No.	Rider Bike	Nat	Best Lap		FP1		FP2		FP3		SP		LCR		RC1	
			LL	SPD	LL	SPD	LL	SPD	LL	SPD	LL	SPD	LL	SPD	LL	SPD
51	<b>77 L. GRUAU</b> Kawasaki Ninja 400	FRA	<b>2'14.760</b>		2'20.585		2'17.061		2'15.438				<b>2'14.760</b>			
			40	203,3	12	194,2	12	193,9	6	<b>203,3</b>			10	201,8		
52	<b>18 I. OFFER</b> Kawasaki Ninja 400	GBR	<b>2'16.066</b>		2'20.923		<b>2'16.066</b>		2'19.911							
			21	203,7	7	193,9	9	193,9	5	<b>203,7</b>						

29/08/2020

These data/results cannot be reproduced, stored and/or transmitted in whole or in part by any manner of electronic, mechanical, photocopying, recording, broadcasting or otherwise now known or herein after developed without the previous express consent by the copyright owner, except for reproduction in daily press and regular printed publications on sale to the public within 60 days of the event related to those data/results and always provided that copyright symbol appears together as follows below.

© DORNA WSBK ORGANIZATION Srl 2020





MotorLand Aragon 5.077 m

**Prosecco DOC Aragon Round, 28 - 30 August 2020**  
**Pirelli Best Lap Award**

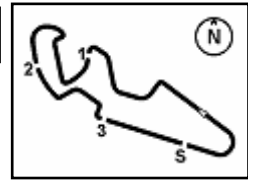
	Points	Points From First	Points From Previous	August 2	August 9	August 30	September 6	September 20	October 4	October 18							
				JEREZ	PORTIMÃO	ARAGON	TERUEL	BARCELONA	MAGNY-COURS	ESTORIL							
<b>1 CARRASCO</b> Ana (ESP)	2			1 1													
<b>2 ORRADRE</b> Unai (ESP)	1	1			1												
<b>3 SOFUOGLU</b> Bahattin (TUR)	1	1	0			1											
<b>4 DI SORA</b> Samuel (FRA)	1	1	0		1												

29/08/2020

These data/results cannot be reproduced, stored and/or transmitted in whole or in part by any manner of electronic, mechanical, photocopying, recording, broadcasting or otherwise now known or herein after developed without the previous express consent by the copyright owner, except for reproduction in daily press and regular printed publications on sale to the public within 60 days of the event related to those data/results and always provided that copyright symbol appears together as follows below.

© DORNA WSBK ORGANIZATION Srl 2020





## Prosecco DOC Aragon Round, 28 - 30 August 2020 Championship Standings

MotorLand Aragon 5.077 m

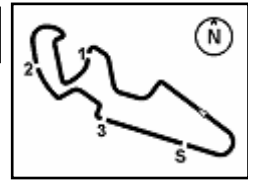
1 / 2

Points	Points From First	Points From Previous	August 2		August 9		August 30		September 6		September 20		October 4		October 18	
			JEREZ		PORTIMÃO		ARAGON		TERUEL		BARCELONA		MAGNY-COURS		ESTORIL	
1	CARRASCO	75	10	20	25	20										
	Ana (ESP)		6	4	1	3	1									
2	DEROUE	67	8	16	13	25										
	Scott (NED)		3	5	4	1	2									
3	ORRADRE	65	10	25	10	20	10									
	Unai (ESP)		1	3	5	3	3									
4	BOOTH-AMOS	63	12	20	16	16	11									
	Tom (GBR)		2	1	2	5	4									
5	BUIS	62	13	4	20	13	25									
	Jeffrey (NED)		15	6	6	5										
6	SOFUOGLU	58	17	11	25	11	11									
	Bahattin (TUR)		5	1	3	2	6									
7	PEREZ	35	40	9	10	16										
	Mika (ESP)		15	10	7											
8	OKAYA	29	46	13	16											
	Yuta (JPN)		4	8	12	7	8									
9	KAWAKAMI	27	48	11	8	8										
	Meikon (BRA)		9	8	10	9										
10	DI SORA	22	53	5	10	7										
	Samuel (FRA)		11	14	10	8	10									
11	KALININ	22	53	7	8	5	2									
	Nick (UKR)		9	6	7	9	10									
12	DE CANCELLIS	20	55	7		13										
	Hugo (FRA)		13	17	19	12										
13	IERACI	18	57	9		9										
	Bruno (ITA)		12	15	17	13										
14	MEUFFELS	18	57	2	1	7	8									
	Koen (NED)		14	17	13	12	13									
15	KAWAKAMI	17	58	6	5	6										
	Ton (BRA)		10	9	9	13	15									
16	SABATUCCI	16	59	9	6	1										
	Kevin (ITA)		7	6	10	14	16									
17	DIAZ	10	65	8	2											
	Alvaro (ESP)		8	11	13	15	17									
18	VAN STRAALLEN	10	65	4	6											
	Glenn (NED)		19	15	17											
19	EDWARDS	9	66	9												
	Tom (AUS)		17	19												
20	KROH	8	67	1		7										
	Alan (GER)		15	20	23	28	20									
21	COPPOLA	7	68	3	4											
	Alfonso (ITA)		24	21												
22	KONIG	7	68	4	3											
	Oliver (CZE)		22	21												
23	CARRION	7	68	3	3	1										
	Alejandro (ESP)		13	17	18	20	21									
24	IGLESIAS BRAVO	6	69	6												
	Inigo (ESP)		24													

29/08/2020 First Line: Championship Standings - Second Line: Ranking Progression  
 These data/results cannot be reproduced, stored and/or transmitted in whole or in part by any manner of electronic, mechanical, photocopying, recording, broadcasting or otherwise now known or herein after developed without the previous express consent by the copyright owner, except for reproduction in daily press and regular printed publications on sale to the public within 60 days of the event related to those data/results and always provided that copyright symbol appears together as follows below.  
 © DORNA WSBK ORGANIZATION Srl 2020







## Prosecco DOC Aragon Round, 28 - 30 August 2020 Championship Standings

	Points	Points From First	Points From Previous	August 2	August 9	August 30	September 6	September 20	October 4	October 18							
				JEREZ	PORTIMÃO	ARAGON	TERUEL	BARCELONA	MAGNY-COURS	ESTORIL							
25 <b>DE LA VEGA</b> Enzo (FRA)	6	69	0		1 23	5 20	24										
26 <b>HUERTAS</b> Adrian (ESP)	5	70	1			5 26											
27 <b>ALOISI</b> Kim (ITA)	4	71	1	4 12	15 19	22 27											
28 <b>ROVELLI</b> Filippo (ITA)	3	72	1	3 17	21 24	28											
29 <b>BERCOT</b> Tom (FRA)	2	73	1		2 26	29											
30 <b>GENNAI</b> Mirko (ITA)	2	73	0	2 22	26 29												

29/08/2020

First Line: Championship Standings - Second Line: Ranking Progression

These data/results cannot be reproduced, stored and/or transmitted in whole or in part by any manner of electronic, mechanical, photocopying, recording, broadcasting or otherwise now known or herein after developed without the previous express consent by the copyright owner, except for reproduction in daily press and regular printed publications on sale to the public within 60 days of the event related to those data/results and always provided that copyright symbol appears together as follows below.

© DORNA WSBK ORGANIZATION Srl 2020



FKR PERGOIA TIMING