

## Prosecco DOC Aragon Round, 28 - 30 August 2020

### Results Free Practice 2nd Session Gr.A

MotorLand Aragon 5.077 m  
1 / 2

No.	Rider	Nat	Team	Bike	Class	Time	Gap	Rel.	Laps	Speed	
										Avg	Max
1	6 J. BUIS	NED	MTM Kawasaki MOTOPOST	Kawasaki Ninja 400	A	2'07.796			9	143,019	206,9
2	10 U. ORRADRE	ESP	Yamaha MS Racing	Yamaha YZF-R3	A	2'07.964	0.168	0.168	7	142,831	201,9
3	17 K. MEUFFELS	NED	MTM Kawasaki MOTOPOST	Kawasaki Ninja 400	A	2'08.300	0.504	0.336	10	142,457	206,5
4	7 J. GIMBERT	FRA	GP Project	Kawasaki Ninja 400	A	2'08.657	0.861	0.357	9	142,061	208,1
5	19 V. RODRIGUEZ NUNEZ	ESP	2R Racing	Kawasaki Ninja 400	A	2'08.737	0.941	0.080	9	141,973	208,9
6	22 N. KALININ	UKR	Battley-RT Motorsports by SKM-Kawasaki	Kawasaki Ninja 400	A	2'08.781	0.985	0.044	10	141,925	206,9
7	27 F. ROVELLI	ITA	Kawasaki ParkinGO Team	Kawasaki Ninja 400	A	2'08.792	0.996	0.011	10	141,913	201,1
8	88 B. IERACI	ITA	Kawasaki GP Project	Kawasaki Ninja 400	A	2'08.910	1.114	0.118	8	141,783	210,5
9	2 A. CARRION	ESP	Smrz Racing - Willi Race	Kawasaki Ninja 400	A	2'09.051	1.255	0.141	9	141,628	204,5
10	25 A. KROH	GER	Yamaha MS Racing	Yamaha YZF-R3	A	2'09.393	1.597	0.342	11	141,253	203,4
11	46 S. DI SORA	FRA	Leader Team Flembbo	Kawasaki Ninja 400	A	2'09.605	1.809	0.212	9	141,022	204,9
12	8 M. PEREZ	ESP	Prodina Ircos Team WorldSSP300	Kawasaki Ninja 400	A	2'09.624	1.828	0.019	6	141,002	204,9
13	45 F. MACAN	BRA	Team Brasil AD 78	Yamaha YZF-R3	A	2'09.629	1.833	0.005	6	140,996	203,8
14	26 M. GENNAI	ITA	Team BrCorse	Yamaha YZF-R3	A	2'09.724	1.928	0.095	8	140,893	206,5
15	72 A. DIAZ	ESP	Biblion Motox Racing Yamaha WSSP300	Yamaha YZF-R3	A	2'09.742	1.946	0.018	9	140,873	204,5
16	33 O. NUNEZ ROLDAN	ESP	Scuderia Maranga Racing	Kawasaki Ninja 400	A	2'10.158	2.362	0.416	9	140,423	196,0
17	30 G. VAN STRAALEN	NED	EAB Ten Kate Racing	Yamaha YZF-R3	A	2'10.271	2.475	0.113	10	140,301	198,2
18	24 D. BLIN	POL	Biblion Motox Racing Yamaha WSSP300	Yamaha YZF-R3	A	2'10.349	2.553	0.078	7	140,217	198,9
19	84 K. ALOISI	ITA	ProGP Racing	Yamaha YZF-R3	A	2'10.439	2.643	0.090	9	140,121	203,4
20	9 P. GRASSIA	ITA	Team CHIODO Moto Racing	Yamaha YZF-R3	A	2'10.650	2.854	0.211	9	139,894	203,4
21	44 T. BRAMICH	AUS	Carl Cox-RT Motorsports by SKM-Kawasaki	Kawasaki Ninja 400	A	2'10.820	3.024	0.170	9	139,713	202,2
22	3 M. GAGGI	ITA	Machado Came SBK	Yamaha YZF-R3	A	2'11.344	3.548	0.524	10	139,155	197,4
23	66 E. MCGLINCHEY	GBR	Team#109 Kawasaki	Kawasaki Ninja 400	A	2'11.772	3.976	0.428	8	138,703	201,9
24	20 G. MATERN	FRA	Machado Came SBK	Yamaha YZF-R3	A	2'12.038	4.242	0.266	10	138,424	197,1
25	18 I. OFFER	GBR	Scuderia Maranga Racing	Kawasaki Ninja 400	A	2'16.066	8.270	4.028	9	134,326	193,9
----- Out 107% in this Session -----											
26	77 L. GRUAU	FRA	TGP Racing	Kawasaki Ninja 400	A	2'17.061	9.265	0.995	12	133,351	193,9

Qualifying Lap Time (107% of 2'07.796): 2'16.743

AIR	Humidity:	50%	Temp:	28°C
TRACK	Condition:	Dry	Temp:	44°C

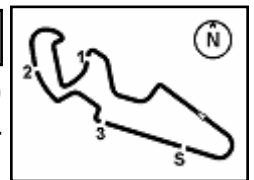
Records	Pole (QP)	2019 M.Gonzalez	2'06.938	143,990	Km/h
	Race (RC)	2019 A.Carrasco	2'07.487	143,370	Km/h
	All Times (QP)	2019 M.Gonzalez	2'06.938	143,990	Km/h

Start 28/08/2020 13:30 End 14:02 The results are provisional until the end of the time limit for protests and appeals and the completion of the technical checks.

These data/results cannot be reproduced, stored and/or transmitted in whole or in part by any manner of electronic, mechanical, photocopying, recording, broadcasting or otherwise now known or herein after developed without the previous express consent by the copyright owner, except for reproduction in daily press and regular printed publications on sale to the public within 60 days of the event related to those data/results and always provided that copyright symbol appears together as follows below.

© DORNA WSBK ORGANIZATION Srl 2020





## Prosecco DOC Aragon Round, 28 - 30 August 2020

### Results Free Practice 2nd Session Gr.A

#### Session Highlights

Local Time	No. Rider	Description
13.20.27		Start at 1330
13.21.07		Start at 1330
13.30.00		Start
13.50.29	<b>20 G. MATERN</b>	On Asphalt - Re-Joined - Turn 9
13.54.38	<b>18 I. OFFER</b>	Lap Cancelled (2'19.317) - Exceeded Track Limits - Turn 17
13.54.48	<b>3 M. GAGGI</b>	On Asphalt - Re-Joined - Turn 4
14.02.24		End Of Session

#### Fastest Laps Sequence

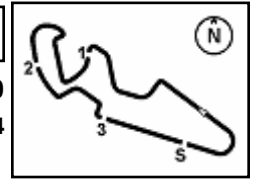
No.	Rider	Nat	Team	Bike	Local Time	Time	Gap	Avg
<b>30</b>	<b>G. VAN STRAALEN</b>	NED	EAB Ten Kate Racing	Yamaha YZF-R3	13:34'26.218	<b>2'11.650</b>		138,832
<b>27</b>	<b>F. ROVELLI</b>	ITA	Kawasaki ParkinGO Team	Kawasaki Ninja 400	13:34'29.124	<b>2'10.283</b>	-1.367	140,288
<b>6</b>	<b>J. BUIS</b>	NED	MTM Kawasaki MOTOPOST	Kawasaki Ninja 400	13:34'34.527	<b>2'08.975</b>	-1.308	141,711
<b>88</b>	<b>B. IERACI</b>	ITA	Kawasaki GP Project	Kawasaki Ninja 400	13:34'35.671	<b>2'08.910</b>	-0.065	141,783
<b>6</b>	<b>J. BUIS</b>	NED	MTM Kawasaki MOTOPOST	Kawasaki Ninja 400	13:36'42.719	<b>2'08.192</b>	-0.718	142,577
<b>10</b>	<b>U. ORRADRE</b>	ESP	Yamaha MS Racing	Yamaha YZF-R3	13:41'04.938	<b>2'07.964</b>	-0.228	142,831
<b>6</b>	<b>J. BUIS</b>	NED	MTM Kawasaki MOTOPOST	Kawasaki Ninja 400	14:01'34.343	<b>2'07.796</b>	-0.168	143,019

28/08/2020      Start      End      The results are provisional until the end of the time limit for protests and appeals  
13:30      14:02      and the completion of the technical checks.

These data/results cannot be reproduced, stored and/or transmitted in whole or in part by any manner of electronic, mechanical, photocopying, recording, broadcasting or otherwise now known or herein after developed without the previous express consent by the copyright owner, except for reproduction in daily press and regular printed publications on sale to the public within 60 days of the event related to those data/results and always provided that copyright symbol appears together as follows below.

© DORNA WSBK ORGANIZATION Srl 2020





## Prosecco DOC Aragon Round, 28 - 30 August 2020

### Free Practices Combined Results Gr.A after FP2

MotorLand Aragon 5.077 m

No.	Rider	Nat	Team	Bike	Class	FP1	FP2	FP3	Time	Gap	Rel.	Avg	LL
1	<b>6 J. BUIS</b>	NED	MTM Kawasaki MOTOPOST	Kawasaki Ninja 400	A	2'08.198	<b>2'07.796</b>		<b>2'07.796</b>			143,019	17
2	<b>10 U. ORRADRE</b>	ESP	Yamaha MS Racing	Yamaha YZF-R3	A	2'08.544	<b>2'07.964</b>		<b>2'07.964</b>	0.168	0.168	142,831	18
3	<b>17 K. MEUFFELS</b>	NED	MTM Kawasaki MOTOPOST	Kawasaki Ninja 400	A	2'08.542	<b>2'08.300</b>		<b>2'08.300</b>	0.504	0.336	142,457	18
4	<b>7 J. GIMBERT</b>	FRA	GP Project	Kawasaki Ninja 400	A	2'09.902	<b>2'08.657</b>		<b>2'08.657</b>	0.861	0.357	142,061	19
5	<b>19 V. RODRIGUEZ NUNEZ</b>	ESP	2R Racing	Kawasaki Ninja 400	A	2'09.313	<b>2'08.737</b>		<b>2'08.737</b>	0.941	0.080	141,973	16
6	<b>88 B. IERACI</b>	ITA	Kawasaki GP Project	Kawasaki Ninja 400	A	2'08.779	2'08.910		<b>2'08.779</b>	0.983	0.042	141,927	18
7	<b>22 N. KALININ</b>	UKR	Battley-RT Motorsports by SKM-Kawasaki	Kawasaki Ninja 400	A	2'09.136	<b>2'08.781</b>		<b>2'08.781</b>	0.985	0.002	141,925	18
8	<b>27 F. ROVELLI</b>	ITA	Kawasaki ParkinGO Team	Kawasaki Ninja 400	A	2'10.147	<b>2'08.792</b>		<b>2'08.792</b>	0.996	0.011	141,913	19
9	<b>2 A. CARRION</b>	ESP	Smrz Racing - Willi Race	Kawasaki Ninja 400	A	2'10.547	<b>2'09.051</b>		<b>2'09.051</b>	1.255	0.259	141,628	20
10	<b>8 M. PEREZ</b>	ESP	Prodina Ircos Team WorldSSP300	Kawasaki Ninja 400	A	<b>2'09.270</b>	2'09.624		<b>2'09.270</b>	1.474	0.219	141,388	15
11	<b>30 G. VAN STRAALLEN</b>	NED	EAB Ten Kate Racing	Yamaha YZF-R3	A	<b>2'09.382</b>	2'10.271		<b>2'09.382</b>	1.586	0.112	141,265	19
12	<b>25 A. KROH</b>	GER	Yamaha MS Racing	Yamaha YZF-R3	A	2'09.819	<b>2'09.393</b>		<b>2'09.393</b>	1.597	0.011	141,253	22
13	<b>9 P. GRASSIA</b>	ITA	Team CHIODO Moto Racing	Yamaha YZF-R3	A	<b>2'09.464</b>	2'10.650		<b>2'09.464</b>	1.668	0.071	141,176	19
14	<b>46 S. DI SORA</b>	FRA	Leader Team Flembbo	Kawasaki Ninja 400	A	2'10.901	<b>2'09.605</b>		<b>2'09.605</b>	1.809	0.141	141,022	20
15	<b>45 F. MACAN</b>	BRA	Team Brasil AD 78	Yamaha YZF-R3	A	2'11.094	<b>2'09.629</b>		<b>2'09.629</b>	1.833	0.024	140,996	18
16	<b>72 A. DIAZ</b>	ESP	Biblion Motoxrcing Yamaha WSSP300	Yamaha YZF-R3	A	<b>2'09.670</b>	2'09.742		<b>2'09.670</b>	1.874	0.041	140,952	21
17	<b>26 M. GENNAI</b>	ITA	Team BrCorse	Yamaha YZF-R3	A	2'12.287	<b>2'09.724</b>		<b>2'09.724</b>	1.928	0.054	140,893	17
18	<b>33 O. NUNEZ ROLDAN</b>	ESP	Scuderia Maranga Racing	Kawasaki Ninja 400	A	2'10.516	<b>2'10.158</b>		<b>2'10.158</b>	2.362	0.434	140,423	18
19	<b>84 K. ALOISI</b>	ITA	ProGP Racing	Yamaha YZF-R3	A	<b>2'10.318</b>	2'10.439		<b>2'10.318</b>	2.522	0.160	140,251	19
20	<b>24 D. BLIN</b>	POL	Biblion Motoxrcing Yamaha WSSP300	Yamaha YZF-R3	A	2'11.213	<b>2'10.349</b>		<b>2'10.349</b>	2.553	0.031	140,217	19
21	<b>44 T. BRAMICH</b>	AUS	Carl Cox-RT Motorsports by SKM-Kawasaki	Kawasaki Ninja 400	A	2'11.097	<b>2'10.820</b>		<b>2'10.820</b>	3.024	0.471	139,713	19
22	<b>20 G. MATERN</b>	FRA	Machado Came SBK	Yamaha YZF-R3	A	<b>2'11.092</b>	2'12.038		<b>2'11.092</b>	3.296	0.272	139,423	21
23	<b>3 M. GAGGI</b>	ITA	Machado Came SBK	Yamaha YZF-R3	A	<b>2'11.108</b>	2'11.344		<b>2'11.108</b>	3.312	0.016	139,406	20
24	<b>66 E. MCGLINCHEY</b>	GBR	Team#109 Kawasaki	Kawasaki Ninja 400	A	<b>2'11.185</b>	2'11.772		<b>2'11.185</b>	3.389	0.077	139,324	18
25	<b>18 I. OFFER</b>	GBR	Scuderia Maranga Racing	Kawasaki Ninja 400	A	2'20.923	<b>2'16.066</b>		<b>2'16.066</b>	8.270	4.881	134,326	16
26	<b>77 L. GRUAU</b>	FRA	TGP Racing	Kawasaki Ninja 400	A	2'20.585	<b>2'17.061</b>		<b>2'17.061</b>	9.265	0.995	133,351	24

Top 3 Average Time: 2'08.020

28/08/2020

These data/results cannot be reproduced, stored and/or transmitted in whole or in part by any manner of electronic, mechanical, photocopying, recording, broadcasting or otherwise now known or herein after developed without the previous express consent by the copyright owner, except for reproduction in daily press and regular printed publications on sale to the public within 60 days of the event related to those data/results and always provided that copyright symbol appears together as follows below.

© DORNA WSBK ORGANIZATION Srl 2020



Official Fuel Supplier



FKR PERUGIA TIMING

Official Tyre Supplier



Official Timekeeper

## Prosecco DOC Aragon Round, 28 - 30 August 2020

### Best Sectors & Speed Free Practice 2nd Session Gr.A

BEST LAP			
1	6 J. BUIS	Kawasaki Ninja 400	2'07.796
2	10 U. ORRADRE	Yamaha YZF-R3	2'07.964
3	17 K. MEUFFELS	Kawasaki Ninja 400	2'08.300
4	7 J. GIMBERT	Kawasaki Ninja 400	2'08.657
5	19 V. RODRIGUEZ NUNEZ	Kawasaki Ninja 400	2'08.737
6	22 N. KALININ	Kawasaki Ninja 400	2'08.781
7	27 F. ROVELLI	Kawasaki Ninja 400	2'08.792
8	88 B. IERACI	Kawasaki Ninja 400	2'08.910
9	2 A. CARRION	Kawasaki Ninja 400	2'09.051
10	25 A. KROH	Yamaha YZF-R3	2'09.393
11	46 S. DI SORA	Kawasaki Ninja 400	2'09.605
12	8 M. PEREZ	Kawasaki Ninja 400	2'09.624
13	45 F. MACAN	Yamaha YZF-R3	2'09.629
14	26 M. GENNAI	Yamaha YZF-R3	2'09.724
15	72 A. DIAZ	Yamaha YZF-R3	2'09.742
16	33 O. NUNEZ ROLDAN	Kawasaki Ninja 400	2'10.158
17	30 G. VAN STRAALEN	Yamaha YZF-R3	2'10.271
18	24 D. BLIN	Yamaha YZF-R3	2'10.349
19	84 K. ALOISI	Yamaha YZF-R3	2'10.439
20	9 P. GRASSIA	Yamaha YZF-R3	2'10.650
21	44 T. BRAMICH	Kawasaki Ninja 400	2'10.820
22	3 M. GAGGI	Yamaha YZF-R3	2'11.344
23	66 E. MCGLINCHEY	Kawasaki Ninja 400	2'11.772
24	20 G. MATERN	Yamaha YZF-R3	2'12.038
25	18 I. OFFER	Kawasaki Ninja 400	2'16.066
26	77 L. GRUAU	Kawasaki Ninja 400	2'17.061

SPEED			
1	88 B. IERACI	Kawasaki Ninja 400	210,5
2	19 V. RODRIGUEZ NUNEZ	Kawasaki Ninja 400	208,9
3	7 J. GIMBERT	Kawasaki Ninja 400	208,1
4	6 J. BUIS	Kawasaki Ninja 400	206,9
5	22 N. KALININ	Kawasaki Ninja 400	206,9
6	26 M. GENNAI	Yamaha YZF-R3	206,5
7	17 K. MEUFFELS	Kawasaki Ninja 400	206,5
8	46 S. DI SORA	Kawasaki Ninja 400	204,9
9	8 M. PEREZ	Kawasaki Ninja 400	204,9
10	72 A. DIAZ	Yamaha YZF-R3	204,5
11	2 A. CARRION	Kawasaki Ninja 400	204,5
12	45 F. MACAN	Yamaha YZF-R3	203,8
13	84 K. ALOISI	Yamaha YZF-R3	203,4
14	9 P. GRASSIA	Yamaha YZF-R3	203,4
15	25 A. KROH	Yamaha YZF-R3	203,4
16	44 T. BRAMICH	Kawasaki Ninja 400	202,2
17	10 U. ORRADRE	Yamaha YZF-R3	201,9
18	66 E. MCGLINCHEY	Kawasaki Ninja 400	201,9
19	27 F. ROVELLI	Kawasaki Ninja 400	201,1
20	24 D. BLIN	Yamaha YZF-R3	198,9
21	30 G. VAN STRAALEN	Yamaha YZF-R3	198,2
22	3 M. GAGGI	Yamaha YZF-R3	197,4
23	20 G. MATERN	Yamaha YZF-R3	197,1
24	33 O. NUNEZ ROLDAN	Kawasaki Ninja 400	196,0
25	18 I. OFFER	Kawasaki Ninja 400	193,9
26	77 L. GRUAU	Kawasaki Ninja 400	193,9

SEG. 1			SEG. 2			SEG. 3			SEG. 4		
1	10 U. ORRADRE	35.811	1	6 J. BUIS	35.362	1	27 F. ROVELLI	23.192	1	6 J. BUIS	32.878
2	22 N. KALININ	35.866	2	10 U. ORRADRE	35.443	2	6 J. BUIS	23.216	2	19 V. RODRIGUEZ NUNEZ	33.100
3	17 K. MEUFFELS	35.955	3	19 V. RODRIGUEZ NUNEZ	35.580	3	22 N. KALININ	23.273	3	17 K. MEUFFELS	33.147
4	27 F. ROVELLI	35.956	4	17 K. MEUFFELS	35.581	4	33 O. NUNEZ ROLDAN	23.283	4	22 N. KALININ	33.273
5	6 J. BUIS	35.987	5	22 N. KALININ	35.597	5	10 U. ORRADRE	23.312	5	7 J. GIMBERT	33.312
6	2 A. CARRION	36.058	6	27 F. ROVELLI	35.601	6	88 B. IERACI	23.368	6	88 B. IERACI	33.314
7	88 B. IERACI	36.099	7	88 B. IERACI	35.657	7	17 K. MEUFFELS	23.419	7	2 A. CARRION	33.363
8	8 M. PEREZ	36.113	8	7 J. GIMBERT	35.667	8	25 A. KROH	23.459	8	10 U. ORRADRE	33.394
9	19 V. RODRIGUEZ NUNEZ	36.113	9	26 M. GENNAI	35.713	9	7 J. GIMBERT	23.511	9	27 F. ROVELLI	33.475
10	46 S. DI SORA	36.140	10	2 A. CARRION	35.865	10	26 M. GENNAI	23.517	10	46 S. DI SORA	33.518
11	7 J. GIMBERT	36.167	11	8 M. PEREZ	35.896	11	45 F. MACAN	23.529	11	25 A. KROH	33.536
12	25 A. KROH	36.277	12	30 G. VAN STRAALEN	35.896	12	24 D. BLIN	23.536	12	8 M. PEREZ	33.550
13	26 M. GENNAI	36.303	13	84 K. ALOISI	35.926	13	2 A. CARRION	23.566	13	45 F. MACAN	33.582
14	30 G. VAN STRAALEN	36.357	14	25 A. KROH	35.940	14	19 V. RODRIGUEZ NUNEZ	23.567	14	30 G. VAN STRAALEN	33.584
15	72 A. DIAZ	36.414	15	72 A. DIAZ	35.951	15	8 M. PEREZ	23.596	15	26 M. GENNAI	33.608
16	84 K. ALOISI	36.447	16	46 S. DI SORA	35.980	16	9 P. GRASSIA	23.629	16	72 A. DIAZ	33.625
17	9 P. GRASSIA	36.474	17	45 F. MACAN	36.002	17	30 G. VAN STRAALEN	23.644	17	9 P. GRASSIA	33.652
18	45 F. MACAN	36.492	18	9 P. GRASSIA	36.020	18	84 K. ALOISI	23.693	18	84 K. ALOISI	33.701
19	24 D. BLIN	36.527	19	33 O. NUNEZ ROLDAN	36.046	19	72 A. DIAZ	23.695	19	44 T. BRAMICH	33.767
20	33 O. NUNEZ ROLDAN	36.531	20	44 T. BRAMICH	36.073	20	3 M. GAGGI	23.702	20	3 M. GAGGI	33.799
21	44 T. BRAMICH	36.657	21	3 M. GAGGI	36.204	21	44 T. BRAMICH	23.723	21	33 O. NUNEZ ROLDAN	33.917
22	3 M. GAGGI	36.740	22	24 D. BLIN	36.223	22	66 E. MCGLINCHEY	23.730	22	66 E. MCGLINCHEY	33.996
23	20 G. MATERN	36.894	23	66 E. MCGLINCHEY	36.257	23	20 G. MATERN	23.758	23	24 D. BLIN	34.063
24	66 E. MCGLINCHEY	36.922	24	20 G. MATERN	36.386	24	46 S. DI SORA	23.825	24	20 G. MATERN	34.288
25	18 I. OFFER	38.339	25	18 I. OFFER	37.636	25	18 I. OFFER	24.810	25	18 I. OFFER	35.018
26	77 L. GRUAU	38.740	26	77 L. GRUAU	37.834	26	77 L. GRUAU	25.153	26	77 L. GRUAU	35.234

28/08/2020

These data/results cannot be reproduced, stored and/or transmitted in whole or in part by any manner of electronic, mechanical, photocopying, recording, broadcasting or otherwise now known or herein after developed without the previous express consent by the copyright owner, except for reproduction in daily press and regular printed publications on sale to the public within 60 days of the event related to those data/results and always provided that copyright symbol appears together as follows below.

© DORNA WSBK ORGANIZATION Srl 2020



Official Fuel Supplier

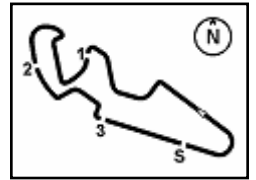


FICR PERUGIA TIMING

Official Tyre Supplier



Official Timekeeper



MotorLand Aragon 5.077 m

## Prosecco DOC Aragon Round, 28 - 30 August 2020

### Ideal Times Free Practice 2nd Session Gr.A

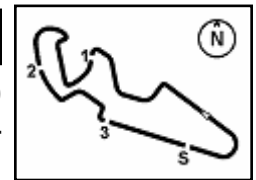
No.	Rider	Nat	Bike	Seg. 1	Seg. 2	Seg. 3	Seg. 4	Ideal Time		
				Diff. 1	Diff. 2	Diff. 3	Diff. 4	Best Lap	Pos.	Diff.
1	6 J. BUIS	NED	Kawasaki Ninja 400	35.987 +0.038	<b>35.362</b>	23.216	<b>32.878</b> +0.315	<b>2'07.443</b> 2'07.796	1	0.353
2	10 U. ORRADRE	ESP	Yamaha YZF-R3	<b>35.811</b>	35.443	23.312	33.394 +0.004	<b>2'07.960</b> 2'07.964	2	0.004
3	22 N. KALININ	UKR	Kawasaki Ninja 400	35.866 +0.490	35.597	23.273 +0.282	33.273	<b>2'08.009</b> 2'08.781	6	0.772
4	17 K. MEUFFELS	NED	Kawasaki Ninja 400	35.955 +0.198	35.581	23.419	33.147	<b>2'08.102</b> 2'08.300	3	0.198
5	27 F. ROVELLI	ITA	Kawasaki Ninja 400	35.956 +0.355	35.601 +0.168	<b>23.192</b> +0.045	33.475	<b>2'08.224</b> 2'08.792	7	0.568
6	19 V. RODRIGUEZ NUNEZ	ESP	Kawasaki Ninja 400	36.113 +0.377	35.580	23.567	33.100	<b>2'08.360</b> 2'08.737	5	0.377
7	88 B. IERACI	ITA	Kawasaki Ninja 400	36.099 +0.005	35.657	23.368 +0.055	33.314 +0.412	<b>2'08.438</b> 2'08.910	8	0.472
8	7 J. GIMBERT	FRA	Kawasaki Ninja 400	36.167	35.667	23.511	33.312	<b>2'08.657</b> 2'08.657	4	
9	2 A. CARRION	ESP	Kawasaki Ninja 400	36.058	35.865	23.566 +0.083	33.363 +0.116	<b>2'08.852</b> 2'09.051	9	0.199
10	26 M. GENNAI	ITA	Yamaha YZF-R3	36.303	35.713 +0.308	23.517	33.608 +0.275	<b>2'09.141</b> 2'09.724	14	0.583
11	8 M. PEREZ	ESP	Kawasaki Ninja 400	36.113 +0.273	35.896 +0.008	23.596	33.550 +0.188	<b>2'09.155</b> 2'09.624	12	0.469
12	25 A. KROH	GER	Yamaha YZF-R3	36.277	35.940 +0.104	23.459 +0.047	33.536 +0.030	<b>2'09.212</b> 2'09.393	10	0.181
13	46 S. DI SORA	FRA	Kawasaki Ninja 400	36.140	35.980 +0.001	23.825	33.518 +0.141	<b>2'09.463</b> 2'09.605	11	0.142
14	30 G. VAN STRAALEN	NED	Yamaha YZF-R3	36.357	35.896 +0.107	23.644 +0.361	33.584 +0.322	<b>2'09.481</b> 2'10.271	17	0.790
15	45 F. MACAN	BRA	Yamaha YZF-R3	36.492	36.002 +0.015	23.529	33.582 +0.009	<b>2'09.605</b> 2'09.629	13	0.024
16	72 A. DIAZ	ESP	Yamaha YZF-R3	36.414	35.951 +0.057	23.695	33.625	<b>2'09.685</b> 2'09.742	15	0.057
17	84 K. ALOISI	ITA	Yamaha YZF-R3	36.447 +0.297	35.926 +0.137	23.693	33.701 +0.238	<b>2'09.767</b> 2'10.439	19	0.672
18	9 P. GRASSIA	ITA	Yamaha YZF-R3	36.474 +0.100	36.020 +0.194	23.629 +0.581	33.652	<b>2'09.775</b> 2'10.650	20	0.875
19	33 O. NUNEZ ROLDAN	ESP	Kawasaki Ninja 400	36.531	36.046	23.283	33.917 +0.381	<b>2'09.777</b> 2'10.158	16	0.381
20	44 T. BRAMICH	AUS	Kawasaki Ninja 400	36.657	36.073 +0.176	23.723 +0.212	33.767 +0.212	<b>2'10.220</b> 2'10.820	21	0.600
21	24 D. BLIN	POL	Yamaha YZF-R3	36.527	36.223	23.536	34.063	<b>2'10.349</b> 2'10.349	18	
22	3 M. GAGGI	ITA	Yamaha YZF-R3	36.740	36.204	23.702 +0.154	33.799 +0.745	<b>2'10.445</b> 2'11.344	22	0.899
23	66 E. MCGLINCHEY	GBR	Kawasaki Ninja 400	36.922 +0.184	36.257 +0.683	23.730	33.996	<b>2'10.905</b> 2'11.772	23	0.867
24	20 G. MATERN	FRA	Yamaha YZF-R3	36.894 +0.215	36.386 +0.414	23.758	34.288 +0.083	<b>2'11.326</b> 2'12.038	24	0.712
25	18 I. OFFER	GBR	Kawasaki Ninja 400	38.339	37.636 +0.179	24.810 +0.084	35.018	<b>2'15.803</b> 2'16.066	25	0.263
26	77 L. GRUAU	FRA	Kawasaki Ninja 400	38.740 +0.061	37.834	25.153 +0.039	35.234	<b>2'16.961</b> 2'17.061	26	0.100
<b>Overall Ideal Time</b>				35.811	35.362	23.192	32.878	<b>2'07.243</b>		

28/08/2020

These data/results cannot be reproduced, stored and/or transmitted in whole or in part by any manner of electronic, mechanical, photocopying, recording, broadcasting or otherwise now known or herein after developed without the previous express consent by the copyright owner, except for reproduction in daily press and regular printed publications on sale to the public within 60 days of the event related to those data/results and always provided that copyright symbol appears together as follows below.

© DORNA WSBK ORGANIZATION Srl 2020





## Prosecco DOC Aragon Round, 28 - 30 August 2020

### Chronological Analysis Free Practice 2nd Session Gr.A

MotorLand Aragon 5.077 m

1 / 3

1° 6 J. BUIS (2'07.796)							
Lap	Seg.1	Seg.2	Seg.3	Seg.4	Lap Time	km/h	Local Time
1		36.308	23.850	33.073	<b>206,9</b>	13:32'25.552	
2	36.326	35.942	23.617	33.090	2'08.975	203,4	13:34'34.527
3	36.284	35.478	23.218	33.212	2'08.192	200,7	13:36'42.719
4	<b>35.987</b>	35.691	23.436	33.407	2'08.521	198,5	13:38'51.240
5	36.295	35.792	23.709	39.483	2'15.279P	200,0	13:41'06.519
6	10'20.626	35.873	23.706	33.488	11'53.693P	201,9	13:53'00.212
7	36.173	36.148	23.751	33.612	2'09.684	199,6	13:55'09.896
8	36.647	35.553	23.563	<b>32.878</b>	2'08.641	204,5	13:57'18.537
9	36.120	35.551	23.281	33.058	2'08.010	203,0	13:59'26.547
10	36.025	<b>35.362</b>	<b>23.216</b>	33.193	<b>2'07.796</b>	201,9	14:01'34.343

6° 22 N. KALININ (2'08.781)							
Lap	Seg.1	Seg.2	Seg.3	Seg.4	Lap Time	km/h	Local Time
1		36.555	24.755	33.512	<b>206,9</b>	13:32'26.738	
2	36.522	35.699	24.282	33.405	2'09.908	201,9	13:34'36.646
3	36.356	<b>35.597</b>	23.555	<b>33.273</b>	<b>2'08.781</b>	203,4	13:36'45.427
4	36.474	35.684	23.933	34.072	2'10.163	196,0	13:38'55.590
5	36.169	35.878	<b>23.273</b>	33.857	2'09.177	197,4	13:41'04.767
6	38.310	36.642	23.601	40.148	2'18.701P	193,9	13:43'23.468
7	6'49.071	38.718	26.186	41.879	8'35.854P	133,7	13:51'59.322
8	<b>35.866</b>	36.009	24.023	33.664	2'09.562	204,9	13:54'08.884
9	36.933	36.290	24.089	33.647	2'10.959	198,9	13:56'19.843
10	36.480	40.054	23.787	33.841	2'14.162	201,5	13:58'34.005
11	36.408	37.792	24.078	33.746	2'12.024	206,1	14:00'46.029

2° 10 U. ORRADRE (2'07.964)							
Lap	Seg.1	Seg.2	Seg.3	Seg.4	Lap Time	km/h	Local Time
1		36.531	23.924	33.632	<b>201,9</b>	13:32'25.823	
2	36.188	36.439	23.771	33.624	2'10.022	<b>201,9</b>	13:34'35.845
3	36.262	35.765	23.619	33.404	2'09.050	197,8	13:36'44.895
4	39.300	35.948	23.437	<b>33.394</b>	2'12.079	199,3	13:38'56.974
5	<b>35.811</b>	<b>35.443</b>	<b>23.312</b>	33.398	<b>2'07.964</b>	<b>201,9</b>	13:41'04.938
6	43.998	37.965	24.738	42.141	2'28.842P	186,2	13:43'33.780
7	13'39.709	36.710	23.767	33.558	15'13.744P	198,5	13:58'47.524
8	36.333	35.853	23.414	33.547	2'09.147	200,4	14:00'56.671

7° 27 F. ROVELLI (2'08.792)							
Lap	Seg.1	Seg.2	Seg.3	Seg.4	Lap Time	km/h	Local Time
1		38.357	24.793	39.470		157,4	13:32'18.841
2	36.473	36.111	23.396	34.303	2'10.283	193,2	13:34'29.124
3	36.808	36.201	23.421	41.209	2'17.639	96,9	13:36'46.763
4	36.311	35.769	23.237	<b>33.475</b>	<b>2'08.792</b>	<b>201,1</b>	13:38'55.555
5	36.587	35.682	<b>23.192</b>	33.747	2'09.208	194,6	13:41'04.763
6	45.765	36.767	24.751	41.245	2'28.528P	185,2	13:43'33.291
7	6'36.158	46.302	26.052	34.863	8'23.375P	189,5	13:51'56.666
8	36.556	36.211	23.324	34.926	2'11.017	187,5	13:54'07.683
9	36.514	35.915	23.332	39.690	2'15.451	116,5	13:56'23.134
10	<b>35.956</b>	<b>35.601</b>	23.516	33.809	2'08.882	197,8	13:58'32.016
11	36.616	36.012	23.264	34.227	2'10.119	195,3	14:00'42.135

3° 17 K. MEUFFELS (2'08.300)							
Lap	Seg.1	Seg.2	Seg.3	Seg.4	Lap Time	km/h	Local Time
1		36.658	23.832	33.466	200,7	13:32'25.345	
2	36.248	36.087	23.550	33.744	2'09.629	200,0	13:34'34.974
3	36.153	<b>35.581</b>	<b>23.419</b>	<b>33.147</b>	<b>2'08.300</b>	203,8	13:36'43.274
4	36.125	35.632	23.560	33.162	2'08.479	<b>206,5</b>	13:38'51.753
5	<b>35.955</b>	35.666	23.496	33.568	2'08.685	200,0	13:41'00.438
6	36.167	35.946	23.673	40.926	2'16.712P	197,8	13:43'17.150
7	8'08.753	36.265	23.909	33.586	9'42.513P	200,4	13:52'59.663
8	36.451	35.893	23.774	33.645	2'09.763	199,3	13:55'09.426
9	36.358	36.046	23.661	33.397	2'09.462	199,3	13:57'18.888
10	36.088	35.699	23.499	33.162	2'08.448	<b>206,5</b>	13:59'27.336
11	36.264	35.915	24.231	40.628	2'17.038P	195,7	14:01'44.374

8° 88 B. IERACI (2'08.910)							
Lap	Seg.1	Seg.2	Seg.3	Seg.4	Lap Time	km/h	Local Time
1		39.218	26.292	<b>33.314</b>		206,5	13:32'26.761
2	36.104	<b>35.657</b>	23.423	33.726	<b>2'08.910</b>	198,2	13:34'35.671
3	36.396	35.739	<b>23.368</b>	33.831	2'09.334	196,0	13:36'45.005
4	<b>36.099</b>	36.118	23.704	41.824	2'17.745P	185,6	13:39'02.750
5	11'07.556	41.724	27.584	37.589	12'54.453P	177,0	13:51'57.203
6	36.302	36.080	24.001	33.987	2'10.370	198,2	13:54'07.573
7	39.941	36.792	24.083	33.498	2'14.314	202,2	13:56'21.887
8	36.137	36.000	25.898	35.531	2'13.566	203,4	13:58'35.453
9	36.119	35.797	23.481	33.557	2'08.954	<b>210,5</b>	14:00'44.407

4° 7 J. GIMBERT (2'08.657)							
Lap	Seg.1	Seg.2	Seg.3	Seg.4	Lap Time	km/h	Local Time
1		39.450	25.993	33.561	203,0	13:32'26.582	
2	36.784	35.819	23.930	33.563	2'10.096	198,2	13:34'36.678
3	<b>36.167</b>	<b>35.667</b>	<b>23.511</b>	<b>33.312</b>	<b>2'08.657</b>	200,7	13:36'45.335
4	36.372	35.805	23.845	37.005	2'13.027	194,6	13:38'58.362
5	36.243	36.437	24.062	40.912	2'17.654P	179,4	13:41'16.016
6	8'54.624	43.919	28.082	35.796	10'42.421P	175,0	13:51'58.437
7	36.362	36.174	24.073	33.955	2'10.564	203,0	13:54'09.001
8	37.014	36.690	24.566	35.432	2'13.692	185,9	13:56'22.693
9	36.203	35.901	24.374	37.225	2'13.703	143,4	13:58'36.396
10	36.389	35.981	23.902	33.428	2'09.700	<b>208,1</b>	14:00'46.096

9° 2 A. CARRION (2'09.051)							
Lap	Seg.1	Seg.2	Seg.3	Seg.4	Lap Time	km/h	Local Time
1		37.392	24.147	33.956		197,4	13:32'33.310
2	36.694	36.512	24.139	34.188	2'11.533	193,5	13:34'44.843
3	36.689	36.154	23.992	34.124	2'10.959	194,6	13:36'55.802
4	36.415	36.282	23.970	<b>33.363</b>	2'10.030	203,4	13:39'05.832
5	36.911	42.954	25.383	41.144	2'26.392P	189,8	13:41'32.224
6	8'10.312	43.783	26.254	40.570	10'00.919P	201,5	13:51'33.143
7	59.270	37.587	24.264	34.105	2'35.226P	198,9	13:54'08.369
8	36.431	36.119	<b>23.566</b>	33.749	2'09.865	199,3	13:56'18.234
9	36.600	38.776	26.211	35.873	2'17.460	191,5	13:58'35.694
10	<b>36.058</b>	<b>35.865</b>	23.649	33.479	<b>2'09.051</b>	<b>204,5</b>	14:00'44.745

5° 19 V. RODRIGUEZ NUNEZ (2'08.737)							
Lap	Seg.1	Seg.2	Seg.3	Seg.4	Lap Time	km/h	Local Time
1		37.042	24.319	33.821	199,3	13:32'36.662	
2	36.674	36.120	23.881	33.658	2'10.333	198,5	13:34'46.995
3	36.639	35.749	23.700	33.430	2'09.518	198,5	13:36'56.513
4	36.490	<b>35.580</b>	<b>23.567</b>	<b>33.100</b>	<b>2'08.737</b>	<b>208,9</b>	13:39'05.250
5	36.469	43.512	25.102	39.951	2'25.034P	191,8	13:41'30.284
6	8'45.648	38.010	29.372	36.355	10'29.385P	163,4	13:51'59.669
7	<b>36.113</b>	35.621	23.998	33.445	2'09.177	201,1	13:54'08.846
8	36.398	35.817	23.691	33.185	2'09.091	201,5	13:56'17.937
9	39.744	39.149	23.709	33.672	2'16.274	199,3	13:58'34.211

10° 25 A. KROH (2'09.393)							
Lap	Seg.1	Seg.2	Seg.3	Seg.4	Lap Time	km/h	Local Time
1		36.843	24.787	<b>33.536</b>		<b>203,4</b>	13:32'27.576
2	36.283	36.388	24.301	34.041	2'11.013	201,9	13:34'38.589
3	38.044	<b>35.940</b>	23.796	34.155	2'11.935	195,3	13:36'50.524
4	36.481	36.044	23.655	33.662	2'09.842	196,7	13:39'00.366
5	36.307	36.113	<b>23.459</b>	33.904	2'09.783	198,5	13:41'10.149

28/08/2020 P = Pits In/Out - C = Lap Time Cancelled

These data/results cannot be reproduced, stored and/or transmitted in whole or in part by any manner of electronic, mechanical, photocopying, recording, broadcasting or otherwise now known or herein after developed without the previous express consent by the copyright owner, except for reproduction in daily press and regular printed publications on sale to the public within 60 days of the event related to those data/results and always provided that copyright symbol appears together as follows below.

© DORNA WSBK ORGANIZATION Srl 2020



Official Fuel Supplier

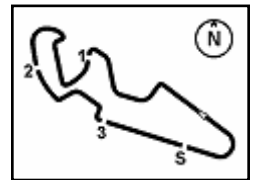


FKR PERGOIA TIMING

Official Tyre Supplier



Official Timekeeper



## Prosecco DOC Aragon Round, 28 - 30 August 2020

### Chronological Analysis Free Practice 2nd Session Gr.A

MotorLand Aragon 5.077 m

2 / 3

6	38.937	37.989	24.708	41.170	2'22.804P	184,0	13:43'32.953	8	1'43.156	38.863	24.454	33.786	3'20.259P	199,3	13:56'20.447
7	5'39.891	39.956	24.413	35.306	7'19.566P	178,5	13:50'52.519	9	36.455	36.504	24.215	35.700	2'12.874	183,7	13:58'33.321
8	36.814	36.383	24.191	34.122	2'11.510	194,2	13:53'04.029	10	36.872	36.122	23.944	34.419	2'11.357	200,7	14:00'44.678
9	36.673	36.193	23.807	33.994	2'10.667	193,9	13:55'14.696								
10	36.548	36.145	23.630	33.775	2'10.098	195,3	13:57'24.794								
11	<b>36.277</b>	36.044	23.506	33.566	<b>2'09.393</b>	200,0	13:59'34.187								
12	36.373	36.162	23.647	33.867	2'10.049	196,4	14:01'44.236								

11° 46 S. DI SORA (2'09.605)							
Lap	Seg.1	Seg.2	Seg.3	Seg.4	Lap Time	km/h	Local Time
1		37.808	24.662	<b>33.518</b>		<b>204,9</b>	13:32'28.010
2	36.523	36.116	24.094	33.830	2'10.563	203,4	13:34'38.573
3	36.765	<b>35.980</b>	24.015	33.848	2'10.608	200,4	13:36'49.181
4	41.971	36.421	24.026	33.989	2'16.407	200,4	13:39'05.588
5	37.543	43.030	25.325	39.425	2'25.323P	192,5	13:41'30.911
6	8'10.467	44.536	25.205	39.635	9'59.843P	195,3	13:51'30.754
7	1'02.188	37.649	23.971	33.994	2'37.802P	198,2	13:54'08.556
8	36.993	36.469	23.958	37.385	2'14.805	123,9	13:56'23.361
9	<b>36.140</b>	35.981	<b>23.825</b>	33.659	<b>2'09.605</b>	200,7	13:58'32.966
10	36.795	36.289	23.848	34.521	2'11.453	197,8	14:00'44.419

12° 8 M. PEREZ (2'09.624)							
Lap	Seg.1	Seg.2	Seg.3	Seg.4	Lap Time	km/h	Local Time
1		36.631	24.617	<b>33.550</b>		<b>204,9</b>	13:32'28.314
2	<b>36.113</b>	<b>35.896</b>	24.165	34.095	2'10.269	195,3	13:34'38.583
3	40.916	36.323	23.798	33.984	2'15.021	195,3	13:36'53.604
4	36.579	36.014	23.817	39.808	2'16.218P	196,7	13:39'09.822
5	11'02.648	40.880	28.691	35.952	12'48.171P	180,0	13:51'57.993
6	36.386	35.904	<b>23.596</b>	33.738	<b>2'09.624</b>	200,0	13:54'07.617
7	43.173	38.827	24.669	42.528	2'29.197P	182,4	13:56'36.814

13° 45 F. MACAN (2'09.629)							
Lap	Seg.1	Seg.2	Seg.3	Seg.4	Lap Time	km/h	Local Time
1		36.988	24.721	33.933		200,7	13:32'28.224
2	36.779	36.158	24.029	33.767	2'10.733	<b>203,8</b>	13:34'38.957
3	37.173	<b>36.002</b>	23.693	34.045	2'10.913	195,3	13:36'49.870
4	37.029	36.460	27.448	34.467	2'15.404	189,5	13:39'05.274
5	37.182	40.203	30.261	43.255	2'30.901P	153,2	13:41'36.175
6	15'37.502	36.716	23.850	<b>33.582</b>	17'11.650P	198,5	13:58'47.825
7	<b>36.492</b>	36.017	<b>23.529</b>	33.591	<b>2'09.629</b>	197,8	14:00'57.454

14° 26 M. GENNAI (2'09.724)							
Lap	Seg.1	Seg.2	Seg.3	Seg.4	Lap Time	km/h	Local Time
1		36.976	24.849	<b>33.608</b>		<b>206,5</b>	13:32'28.190
2	37.162	35.850	23.720	33.843	2'10.575	205,7	13:34'38.765
3	36.657	<b>35.713</b>	23.722	34.372	2'10.464	193,5	13:36'49.229
4	37.350	36.225	23.573	34.168	2'11.316	191,8	13:39'00.545
5	<b>36.303</b>	36.021	<b>23.517</b>	33.883	<b>2'09.724</b>	200,0	13:41'10.269
6	38.419	37.329	24.507	43.846	2'24.101P	170,6	13:43'34.370
7	10'01.093	37.268	23.726	33.962	11'36.049P	194,2	13:55'10.419
8	36.684	36.138	23.551	34.340	2'10.713	193,9	13:57'21.132
9	37.024	36.266	23.637	44.266	2'21.193P	188,8	13:59'42.325

15° 72 A. DIAZ (2'09.742)							
Lap	Seg.1	Seg.2	Seg.3	Seg.4	Lap Time	km/h	Local Time
1		36.720	23.919	34.013		197,1	13:32'29.357
2	<b>36.414</b>	36.008	<b>23.695</b>	<b>33.625</b>	<b>2'09.742</b>	<b>204,5</b>	13:34'39.099
3	36.526	<b>35.951</b>	23.901	33.867	2'10.245	197,8	13:36'49.344
4	37.017	38.356	24.954	35.418	2'15.745	192,9	13:39'05.089
5	37.926	38.764	32.022	40.855	2'29.567P	178,5	13:41'34.656
6	7'29.919	36.914	24.198	36.438	9'07.469P	190,5	13:50'42.125
7	37.030	37.104	24.289	39.640	2'18.063P	188,2	13:53'00.188

16° 33 O. NUNEZ ROLDAN (2'10.158)							
Lap	Seg.1	Seg.2	Seg.3	Seg.4	Lap Time	km/h	Local Time
1		37.147	24.032	34.560		190,8	13:33'06.677
2	36.908	36.336	23.546	34.537	2'11.327	191,2	13:35'18.004
3	36.750	36.116	23.589	34.547	2'11.002	190,8	13:37'29.006
4	<b>36.531</b>	<b>36.046</b>	<b>23.283</b>	34.298	<b>2'10.158</b>	191,5	13:39'39.164
5	36.886	36.972	24.475	41.479	2'19.812P	187,8	13:41'58.976
6	7'43.332	43.360	26.469	35.291	9'28.452P	<b>196,0</b>	13:51'27.428
7	36.804	36.243	23.434	34.334	2'10.815	193,9	13:53'38.243
8	40.685	36.785	23.635	34.800	2'15.905	184,6	13:55'54.148
9	37.219	38.005	24.065	<b>33.917</b>	2'13.206	194,2	13:58'07.354
10	37.332	38.450	23.866	34.360	2'14.008	188,2	14:00'21.362

17° 30 G. VAN STRAALLEN (2'10.271)							
Lap	Seg.1	Seg.2	Seg.3	Seg.4	Lap Time	km/h	Local Time
1		37.008	24.294	34.794		188,8	13:32'14.568
2	36.970	36.367	23.831	34.482	2'11.650	191,5	13:34'26.218
3	37.821	39.095	23.712	34.252	2'14.880	191,5	13:36'41.098
4	37.893	36.036	23.834	33.848	2'11.611	197,1	13:38'52.709
5	36.520	<b>35.896</b>	<b>23.644</b>	36.415	2'12.475	166,2	13:41'05.184
6	37.130	36.368	23.711	40.246	2'17.455P	190,5	13:43'22.639
7	6'18.730	39.659	34.359	34.427	8'07.175P	193,9	13:51'29.814
8	37.085	36.020	23.717	41.157	2'17.979P	187,2	13:53'47.793
9	58.717	36.172	24.241	<b>33.584</b>	2'32.714P	199,6	13:56'20.507
10	36.584	36.335	24.988	35.293	2'13.200	184,3	13:58'33.707
11	<b>36.357</b>	36.003	24.005	33.906	<b>2'10.271</b>	<b>198,2</b>	14:00'43.978

18° 24 D. BLIN (2'10.349)							
Lap	Seg.1	Seg.2	Seg.3	Seg.4	Lap Time	km/h	Local Time
1		37.138	24.228	35.194		187,8	13:40'17.764
2	37.513	36.750	24.139	40.358	2'18.760P	190,1	13:42'36.524
3	6'28.922	36.650	23.915	35.925	8'05.412P	193,5	13:50'41.936
4	37.472	36.785	23.814	37.582	2'15.653	188,8	13:52'57.589
5	38.400	36.586	24.118	34.218	2'13.322	<b>198,9</b>	13:55'10.911
6	<b>36.527</b>	<b>36.223</b>	<b>23.536</b>	<b>34.063</b>	<b>2'10.349</b>	198,2	13:57'21.260
7	36.782	36.423	23.798	46.056	2'23.059	197,4	13:59'44.319
8	37.369	43.062	28.393	36.027	2'24.851	176,2	14:02'09.170

19° 84 K. ALOISI (2'10.439)							
Lap	Seg.1	Seg.2	Seg.3	Seg.4	Lap Time	km/h	Local Time
1		40.059	26.453	<b>33.701</b>		200,7	13:32'27.473
2	<b>36.447</b>	36.115	23.769	34.660	2'10.991	189,8	13:34'38.464
3	36.669	<b>35.926</b>	24.025	34.089	2'10.709	195,3	13:36'49.173
4	39.055	38.155	23.983	39.996	2'21.189P	199,3	13:39'10.362
5	2'27.609	41.719	24.566	40.251	4'14.145P	<b>203,4</b>	13:43'24.507
6	6'07.271	54.292	25.718	34.274	8'01.555P	196,7	13:51'26.062
7	38.900	36.582	23.717	35.888	2'15.087	164,6	13:53'41.149
8	36.687	36.135	24.755	35.382	2'12.959	191,8	13:55'54.108
9	36.744	36.063	<b>23.693</b>	33.939	<b>2'10.439</b>	196,7	13:58'04.547
10	40.210	37.223	23.833	33.983	2'15.249	198,2	14:00'19.796

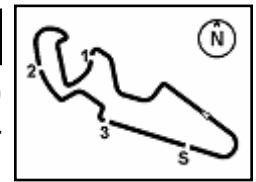
20° 9 P. GRASSIA (2'10.650)							
Lap	Seg.1	Seg.2	Seg.3	Seg.4	Lap Time	km/h	Local Time
1		36.755	23.817	34.445		194,9	13:32'39.836
2	36.993	<b>36.020</b>	<b>23.629</b>	38.849	2'15.491P	192,2	13:34'55.327
3	2'19.430	38.741	24.516	33.927	3'56.614P	197,1	13:38'51.941
4	40.077	36.047	23.735	33.952	2'13.811	194,9	13:41'05.752
5	36.808	37.584	23.688	39.419	2'17.499P	198,2	13:43'23.251

28/08/2020 P = Pits In/Out - C = Lap Time Cancelled

These data/results cannot be reproduced, stored and/or transmitted in whole or in part by any manner of electronic, mechanical, photocopying, recording, broadcasting or otherwise now known or herein after developed without the previous express consent by the copyright owner, except for reproduction in daily press and regular printed publications on sale to the public within 60 days of the event related to those data/results and always provided that copyright symbol appears together as follows below.

© DORNA WSBK ORGANIZATION Srl 2020





MotorLand Aragon 5.077 m

3 / 3

## Prosecco DOC Aragon Round, 28 - 30 August 2020 Chronological Analysis Free Practice 2nd Session Gr.A

6	6'49.140	40.039	28.539	37.544	8'35.262P	172,2	13:51'58.513
7	<b>36.474</b>	36.394	24.545	33.958	2'11.371	199,6	13:54'09.884
8	36.920	36.846	24.130	34.663	2'12.559	192,9	13:56'22.443
9	36.574	36.214	24.210	<b>33.652</b>	<b>2'10.650</b>	199,3	13:58'33.093
10	36.767	36.348	24.309	34.013	2'11.437	<b>203,4</b>	14:00'44.530

2	39.760	39.469	33.215	35.590	2'28.034	190,5	13:35'31.766
3	38.831	38.076	25.226	35.618	2'17.751	189,8	13:37'49.517
4	38.505	<b>37.636</b>	25.129	35.959	2'17.229	190,1	13:40'06.746
5	42.018	38.664	25.754	41.313	2'27.749P	165,9	13:42'34.495
6	6'38.007	40.575	25.043	37.458	8'21.083P	187,8	13:50'55.578
7	40.490	38.462	24.917	35.448	2'19.317C	190,1	13:53'14.895
8	38.638	37.660	<b>24.810</b>	35.318	2'16.426	191,2	13:55'31.321
9	<b>38.339</b>	37.815	24.894	<b>35.018</b>	<b>2'16.066</b>	192,5	13:57'47.387
10	42.485	38.558	25.422	35.185	2'21.650	<b>193,9</b>	14:00'09.037

### 21° 44 T. BRAMICH (2'10.820)

Lap	Seg.1	Seg.2	Seg.3	Seg.4	Lap Time	km/h	Local Time
1		39.110	25.283	33.860		200,7	13:32'26.575
2	37.178	36.232	24.415	34.442	2'12.267	196,4	13:34'38.842
3	37.571	<b>36.073</b>	<b>23.723</b>	34.125	2'11.492	198,9	13:36'50.334
4	37.781	36.690	24.088	35.610	2'14.169	188,2	13:39'04.503
5	37.186	45.598	25.272	41.076	2'29.132P	189,1	13:41'33.635
6	8'38.137	39.118	25.923	41.191	10'24.369P	136,2	13:51'58.004
7	<b>36.657</b>	36.249	23.935	33.979	<b>2'10.820</b>	<b>202,2</b>	13:54'08.824
8	37.105	36.525	24.128	<b>33.767</b>	2'11.525	199,6	13:56'20.349
9	36.924	36.447	24.318	34.200	2'11.889	190,1	13:58'32.238
10	36.684	36.500	24.105	37.052	2'14.341	172,5	14:00'46.579

### 26° 77 L. GRUAU (2'17.061)

Lap	Seg.1	Seg.2	Seg.3	Seg.4	Lap Time	km/h	Local Time
1		39.492	25.870	36.123		191,5	13:32'20.444
2	39.300	38.649	25.792	35.789	2'19.530	187,2	13:34'39.974
3	38.896	38.148	25.587	35.534	2'18.165	192,5	13:36'58.139
4	38.936	38.331	25.289	35.956	2'18.512	189,1	13:39'16.651
5	38.767	38.187	25.251	35.775	2'17.980	192,2	13:41'34.631
6	38.966	38.457	25.407	35.709	2'18.539	189,8	13:43'53.170
7	38.872	38.598	25.406	35.587	2'18.463	190,5	13:46'11.633
8	38.845	38.445	26.362	43.248	2'26.900P	191,2	13:48'38.533
9	2'08.791	38.219	25.575	35.785	3'48.370P	189,5	13:52'26.903
10	<b>38.740</b>	38.325	25.309	35.584	2'17.958	189,1	13:54'44.861
11	38.801	<b>37.834</b>	25.192	<b>35.234</b>	<b>2'17.061</b>	192,9	13:57'01.922
12	39.949	38.476	25.261	35.346	2'19.032	<b>193,9</b>	13:59'20.954
13	38.782	38.168	<b>25.153</b>	35.273	2'17.376	193,5	14:01'38.330

### 22° 3 M. GAGGI (2'11.344)

Lap	Seg.1	Seg.2	Seg.3	Seg.4	Lap Time	km/h	Local Time
1		38.525	24.461	34.564		191,8	13:32'16.931
2	37.528	36.707	24.240	34.023	2'12.498	194,6	13:34'29.429
3	36.929	36.370	<b>23.702</b>	34.603	2'11.604	190,8	13:36'41.033
4	38.086	36.503	23.753	34.023	2'12.365	195,7	13:38'53.398
5	<b>36.740</b>	<b>36.204</b>	23.856	34.544	<b>2'11.344</b>	191,8	13:41'04.742
6	37.941	37.020	23.953	40.510	2'19.424P	<b>197,4</b>	13:43'24.166
7	6'06.893	49.234	27.702	36.269	8'00.098P	184,6	13:51'24.264
8	37.643	37.311	24.162	34.872	2'13.988	190,1	13:53'38.252
9	38.989	36.992	23.972	34.807	2'14.760	180,0	13:55'53.012
10	37.375	36.961	23.816	<b>33.799</b>	2'11.951	196,7	13:58'04.963
11	40.152	37.693	23.905	34.265	2'16.015	194,9	14:00'20.978

### 23° 66 E. MCGLINCHEY (2'11.772)

Lap	Seg.1	Seg.2	Seg.3	Seg.4	Lap Time	km/h	Local Time
1		38.732	24.666	37.689		173,9	13:32'17.912
2	37.106	36.940	<b>23.730</b>	<b>33.996</b>	<b>2'11.772</b>	197,1	13:34'29.684
3	36.938	<b>36.257</b>	31.889	35.482	2'20.566	184,6	13:36'50.250
4	37.483	36.584	24.414	36.204	2'14.685	188,5	13:39'04.935
5	38.306	39.887	27.634	41.833	2'27.660P	183,1	13:41'32.595
6	8'01.342	46.855	29.065	37.534	9'54.796P	191,2	13:51'27.391
7	37.347	39.731	24.401	40.652	2'22.131P	191,5	13:53'49.522
8	2'43.417	37.309	23.988	34.440	4'19.154P	196,0	13:58'08.676
9	<b>36.922</b>	37.928	23.985	34.273	2'13.108	<b>201,9</b>	14:00'21.784

### 24° 20 G. MATERN (2'12.038)

Lap	Seg.1	Seg.2	Seg.3	Seg.4	Lap Time	km/h	Local Time
1		38.271	24.653	34.988		184,6	13:32'17.089
2	37.647	37.277	24.240	34.599	2'13.763	189,5	13:34'30.852
3	37.200	36.472	24.229	34.966	2'12.867	185,2	13:36'43.719
4	37.111	36.670	24.331	<b>34.288</b>	2'12.400	<b>197,1</b>	13:38'56.119
5	<b>36.894</b>	<b>36.386</b>	24.531	34.543	2'12.354	189,5	13:41'08.473
6	37.532	36.858	24.099	41.093	2'19.582P	187,2	13:43'28.055
7	6'00.755	50.094	26.812	42.038	7'59.699P	154,3	13:51'27.754
8	37.595	36.961	24.109	35.786	2'14.451	186,2	13:53'42.205
9	37.564	36.789	23.770	34.334	2'12.457	191,5	13:55'54.662
10	37.109	36.800	<b>23.758</b>	34.371	<b>2'12.038</b>	190,1	13:58'06.700
11	38.206	39.187	23.942	34.484	2'15.819	194,9	14:00'22.519

### 25° 18 I. OFFER (2'16.066)

Lap	Seg.1	Seg.2	Seg.3	Seg.4	Lap Time	km/h	Local Time
1		40.671	26.251	36.076		189,5	13:33'03.732

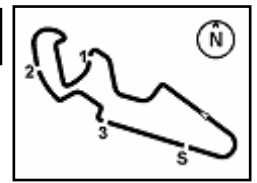
28/08/2020 P = Pits In/Out - C = Lap Time Cancelled

These data/results cannot be reproduced, stored and/or transmitted in whole or in part by any manner of electronic, mechanical, photocopying, recording, broadcasting or otherwise now known or herein after developed without the previous express consent by the copyright owner, except for reproduction in daily press and regular printed publications on sale to the public within 60 days of the event related to those data/results and always provided that copyright symbol appears together as follows below.

© DORNA WSBK ORGANIZATION Srl 2020







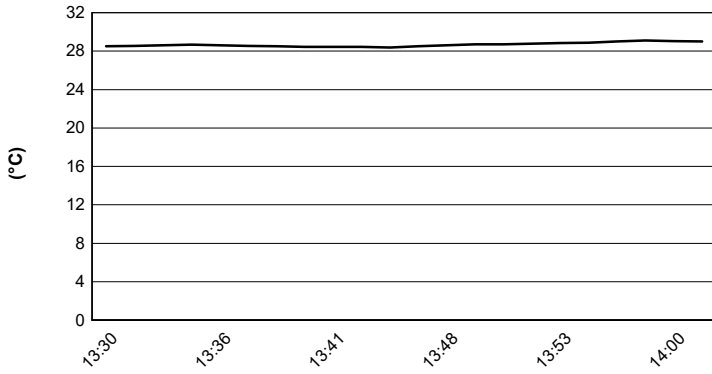
MotorLand Aragon 5.077 m

**Prosecco DOC Aragon Round, 28 - 30 August 2020**

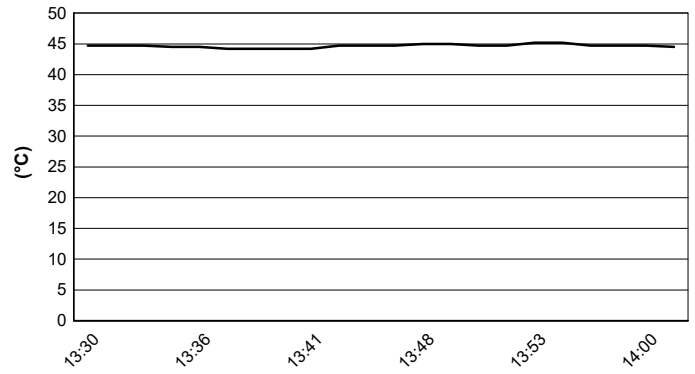
**Weather Report Free Practice 2nd Session Gr.A**

Session started 13:30 - Session ended 14:02

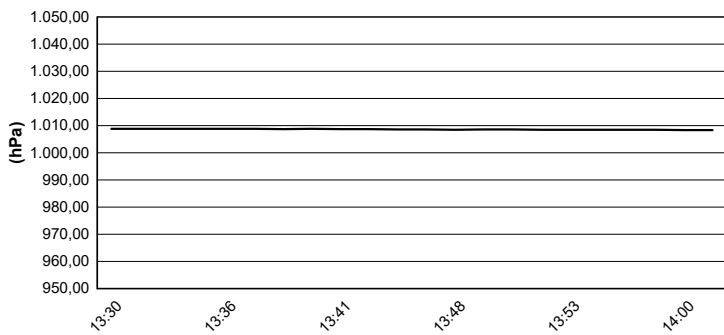
**Air Temperature**



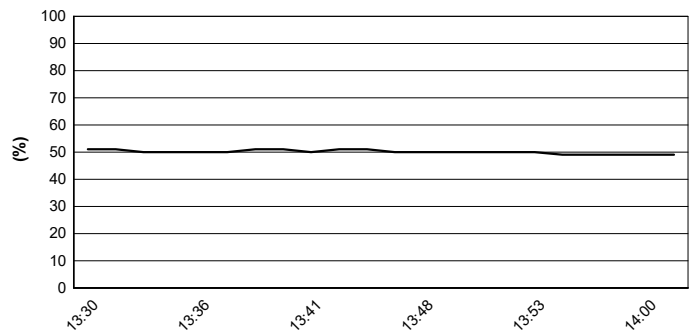
**Track Temperature**



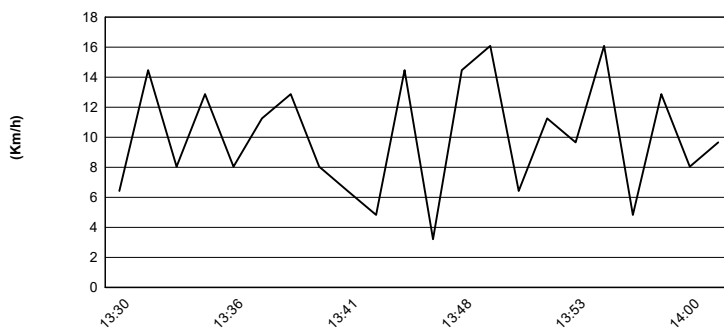
**Air Pressure**



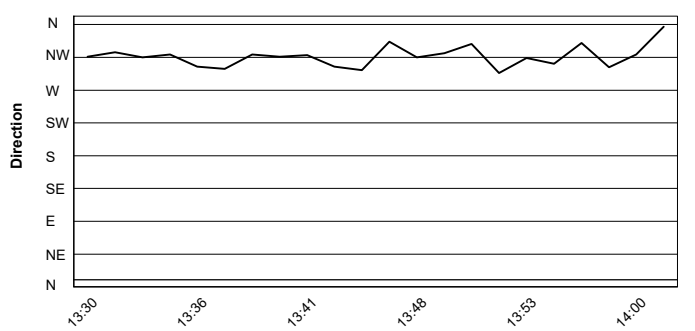
**Humidity**



**Wind Speed**



**Wind Direction**



28/08/2020

These data/results cannot be reproduced, stored and/or transmitted in whole or in part by any manner of electronic, mechanical, photocopying, recording, broadcasting or otherwise now known or herein after developed without the previous express consent by the copyright owner, except for reproduction in daily press and regular printed publications on sale to the public within 60 days of the event related to those data/results and always provided that copyright symbol appears together as follows below.

© DORNA WSBK ORGANIZATION Srl 2020



Official Fuel Supplier

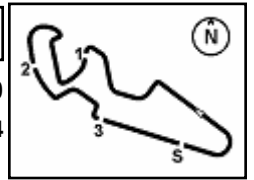


FICR PERUGIA TIMING

Official Tyre Supplier



Official Timekeeper



## Prosecco DOC Aragon Round, 28 - 30 August 2020

### Best Laps & Speeds Gr.A

No.	Rider Bike	Nat	Best Lap		FP1		FP2												
			LL	SPD	LL	SPD	LL	SPD											
1	6 J. BUIS Kawasaki Ninja 400	NED	2'07.796	17 211,3	2'08.198	8 211,3	2'07.796	9 206,9											
2	10 U. ORRADRE Yamaha YZF-R3	ESP	2'07.964	18 205,3	2'08.544	11 205,3	2'07.964	7 201,8											
3	17 K. MEUFFELS Kawasaki Ninja 400	NED	2'08.300	18 210,1	2'08.542	8 210,1	2'08.300	10 206,5											
4	7 J. GIMBERT Kawasaki Ninja 400	FRA	2'08.657	19 208,0	2'09.902	10 205,3	2'08.657	9 208,0											
5	19 V. RODRIGUEZ NUNEZ Kawasaki Ninja 400	ESP	2'08.737	16 208,9	2'09.313	7 207,2	2'08.737	9 208,9											
6	88 B. IERACI Kawasaki Ninja 400	ITA	2'08.779	18 210,5	2'08.779	10 204,9	2'08.910	8 210,5											
7	22 N. KALININ Kawasaki Ninja 400	UKR	2'08.781	18 206,9	2'09.136	8 201,4	2'08.781	10 206,9											
8	27 F. ROVELLI Kawasaki Ninja 400	ITA	2'08.792	19 201,4	2'10.147	9 201,4	2'08.792	10 201,1											
9	2 A. CARRION Kawasaki Ninja 400	ESP	2'09.051	20 204,5	2'10.547	11 203,3	2'09.051	9 204,5											
10	8 M. PEREZ Kawasaki Ninja 400	ESP	2'09.270	15 204,9	2'09.270	9 204,9	2'09.624	6 204,9											
11	30 G. VAN STRAALLEN Yamaha YZF-R3	NED	2'09.382	19 202,6	2'09.382	9 202,6	2'10.271	10 198,1											
12	25 A. KROH Yamaha YZF-R3	GER	2'09.393	22 203,7	2'09.819	11 203,7	2'09.393	11 203,3											
13	9 P. GRASSIA Yamaha YZF-R3	ITA	2'09.464	19 203,3	2'09.464	10 203,3	2'10.650	9 203,3											
14	46 S. DI SORA Kawasaki Ninja 400	FRA	2'09.605	20 204,9	2'10.901	11 201,8	2'09.605	9 204,9											
15	45 F. MACAN Yamaha YZF-R3	BRA	2'09.629	18 203,7	2'11.094	12 198,5	2'09.629	6 203,7											
16	72 A. DIAZ Yamaha YZF-R3	ESP	2'09.670	21 204,5	2'09.670	12 204,1	2'09.742	9 204,5											
17	26 M. GENNAI Yamaha YZF-R3	ITA	2'09.724	17 206,5	2'12.287	9 199,2	2'09.724	8 206,5											
18	33 O. NUNEZ ROLDAN Kawasaki Ninja 400	ESP	2'10.158	18 201,1	2'10.516	9 201,1	2'10.158	9 196,0											
19	84 K. ALOISI Yamaha YZF-R3	ITA	2'10.318	19 203,3	2'10.318	10 202,6	2'10.439	9 203,3											
20	24 D. BLIN Yamaha YZF-R3	POL	2'10.349	19 203,3	2'11.213	12 203,3	2'10.349	7 198,9											
21	44 T. BRAMICH Kawasaki Ninja 400	AUS	2'10.820	19 202,2	2'11.097	10 202,2	2'10.820	9 202,2											
22	20 G. MATERN Yamaha YZF-R3	FRA	2'11.092	21 197,0	2'11.092	11 194,6	2'12.038	10 197,0											
23	3 M. GAGGI Yamaha YZF-R3	ITA	2'11.108	20 200,0	2'11.108	10 200,0	2'11.344	10 197,4											
24	66 E. MCGLINCHEY Kawasaki Ninja 400	GBR	2'11.185	18 202,2	2'11.185	10 202,2	2'11.772	8 201,8											
25	18 I. OFFER Kawasaki Ninja 400	GBR	2'16.066	16 193,9	2'20.923	7 193,9	2'16.066	9 193,9											

28/08/2020

These data/results cannot be reproduced, stored and/or transmitted in whole or in part by any manner of electronic, mechanical, photocopying, recording, broadcasting or otherwise now known or herein after developed without the previous express consent by the copyright owner, except for reproduction in daily press and regular printed publications on sale to the public within 60 days of the event related to those data/results and always provided that copyright symbol appears together as follows below.

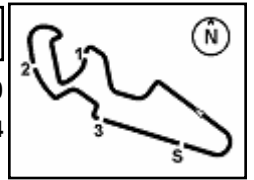
© DORNA WSBK ORGANIZATION Srl 2020





11.5

WorldSSP300  
116/04



MotorLand Aragon 5.077 m

## Prosecco DOC Aragon Round, 28 - 30 August 2020

### Best Laps & Speeds Gr.A

2 / 2

No.	Rider	Nat	Best Lap		FP1		FP2						
			LL	SPD	LL	SPD	LL	SPD					
26	77 L. GRUAU Kawasaki Ninja 400	FRA	2'17.061	194,2	2'20.585	194,2	2'17.061	193,9					

28/08/2020

These data/results cannot be reproduced, stored and/or transmitted in whole or in part by any manner of electronic, mechanical, photocopying, recording, broadcasting or otherwise now known or herein after developed without the previous express consent by the copyright owner, except for reproduction in daily press and regular printed publications on sale to the public within 60 days of the event related to those data/results and always provided that copyright symbol appears together as follows below.

© DORNA WSBK ORGANIZATION Srl 2020



Official Fuel Supplier



FKR PERUGIA TIMING

Official Tyre Supplier



Official Timekeeper