

## Prosecco DOC Aragon Round, 28 - 30 August 2020

### Results Free Practice 3rd Session Gr.A

MotorLand Aragon 5.077 m  
1 / 2

No.	Rider	Nat	Team	Bike	Class	Time	Gap	Rel.	Laps	Speed	
										Avg	Max
1	6 J. BUIS	NED	MTM Kawasaki MOTOPOST	Kawasaki Ninja 400	A	2'07.498			6	143,353	211,4
2	8 M. PEREZ	ESP	Prodina Ircos Team WorldSSP300	Kawasaki Ninja 400	A	2'08.255	0.757	0.757	6	142,507	211,4
3	33 O. NUNEZ ROLDAN	ESP	Scuderia Maranga Racing	Kawasaki Ninja 400	A	2'08.283	0.785	0.028	6	142,476	206,5
4	19 V. RODRIGUEZ NUNEZ	ESP	2R Racing	Kawasaki Ninja 400	A	2'08.305	0.807	0.022	6	142,451	211,8
5	2 A. CARRION	ESP	Smrz Racing - Willi Race	Kawasaki Ninja 400	A	2'08.557	1.059	0.252	6	142,172	210,1
6	88 B. IERACI	ITA	Kawasaki GP Project	Kawasaki Ninja 400	A	2'08.676	1.178	0.119	6	142,040	211,4
7	22 N. KALININ	UKR	Battley-RT Motorsports by SKM-Kawasaki	Kawasaki Ninja 400	A	2'08.693	1.195	0.017	6	142,022	213,0
8	27 F. ROVELLI	ITA	Kawasaki ParkinGO Team	Kawasaki Ninja 400	A	2'08.928	1.430	0.235	6	141,763	206,1
9	84 K. ALOISI	ITA	ProGP Racing	Yamaha YZF-R3	A	2'08.940	1.442	0.012	6	141,750	209,7
10	44 T. BRAMICH	AUS	Carl Cox-RT Motorsports by SKM-Kawasaki	Kawasaki Ninja 400	A	2'08.996	1.498	0.056	6	141,688	208,5
11	72 A. DIAZ	ESP	Biblion Motocrossing Yamaha WSSP300	Yamaha YZF-R3	A	2'09.024	1.526	0.028	6	141,657	207,3
12	26 M. GENNAI	ITA	Team BrCorse	Yamaha YZF-R3	A	2'09.096	1.598	0.072	5	141,578	208,5
13	10 U. ORRADRE	ESP	Yamaha MS Racing	Yamaha YZF-R3	A	2'09.107	1.609	0.011	6	141,566	211,8
14	30 G. VAN STRAALLEN	NED	EAB Ten Kate Racing	Yamaha YZF-R3	A	2'09.171	1.673	0.064	6	141,496	210,1
15	9 P. GRASSIA	ITA	Team CHIODO Moto Racing	Yamaha YZF-R3	A	2'09.392	1.894	0.221	6	141,254	207,7
16	46 S. DI SORA	FRA	Leader Team Flémbo	Kawasaki Ninja 400	A	2'09.424	1.926	0.032	6	141,220	206,5
17	24 D. BLIN	POL	Biblion Motocrossing Yamaha WSSP300	Yamaha YZF-R3	A	2'09.444	1.946	0.020	6	141,198	207,7
18	3 M. GAGGI	ITA	Machado Came SBK	Yamaha YZF-R3	A	2'09.446	1.948	0.002	6	141,196	207,7
19	25 A. KROH	GER	Yamaha MS Racing	Yamaha YZF-R3	A	2'09.472	1.974	0.026	6	141,167	203,8
20	7 J. GIMBERT	FRA	GP Project	Kawasaki Ninja 400	A	2'09.634	2.136	0.162	6	140,991	214,3
21	17 K. MEUFFELS	NED	MTM Kawasaki MOTOPOST	Kawasaki Ninja 400	A	2'09.693	2.195	0.059	1	140,927	208,9
22	66 E. MCGLINCHEY	GBR	Team#109 Kawasaki	Kawasaki Ninja 400	A	2'09.898	2.400	0.205	6	140,704	210,1
23	45 F. MACAN	BRA	Team Brasil AD 78	Yamaha YZF-R3	A	2'10.261	2.763	0.363	6	140,312	207,3
24	20 G. MATERN	FRA	Machado Came SBK	Yamaha YZF-R3	A	2'10.460	2.962	0.199	6	140,098	203,8
25	77 L. GRUAU	FRA	TGP Racing	Kawasaki Ninja 400	A	2'15.438	7.940	4.978	6	134,949	203,4
----- Out 107% in this Session -----											
26	18 I. OFFER	GBR	Scuderia Maranga Racing	Kawasaki Ninja 400	A	2'19.911	12.413	4.473	5	130,634	203,8

Qualifying Lap Time (107% of 2'07.498): 2'16.424

AIR	Humidity:	58%	Temp:	17°C
TRACK	Condition:	Dry	Temp:	24°C

Records	Pole (QP)	2019 M.Gonzalez	2'06.938	143,990	Km/h
	Race (RC)	2019 A.Carrasco	2'07.487	143,370	Km/h
	All Times (QP)	2019 M.Gonzalez	2'06.938	143,990	Km/h

Start                      End                      The results are provisional until the end of the time limit for protests and appeals  
29/08/2020              10:00                      10:17                      and the completion of the technical checks.

These data/results cannot be reproduced, stored and/or transmitted in whole or in part by any manner of electronic, mechanical, photocopying, recording, broadcasting or otherwise now known or herein after developed without the previous express consent by the copyright owner, except for reproduction in daily press and regular printed publications on sale to the public within 60 days of the event related to those data/results and always provided that copyright symbol appears together as follows below.

© DORNA WSBK ORGANIZATION Srl 2020



Official Fuel Supplier

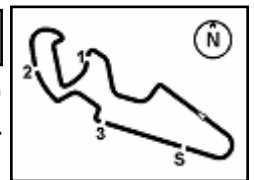


PIRELLI PERUGIA TIMING

Official Tyre Supplier



Official Timekeeper



## Prosecco DOC Aragon Round, 28 - 30 August 2020

### Results Free Practice 3rd Session Gr.A

#### Session Highlights

Local Time	No. Rider	Description
10.00.00		Start
10.03.41	18 I. OFFER	On Asphalt - Re-Joined - Turn 5
10.03.47	84 K. ALOISI	On Asphalt - Re-Joined - Turn 7
10.04.54	10 U. ORRADRE	On Asphalt - Re-Joined - Turn 9
10.05.15	46 S. DI SORA	On Asphalt - Re-Joined - Turn 1
10.05.33	3 M. GAGGI	On Asphalt - Re-Joined - Turn 5
10.05.56	27 F. ROVELLI	On Asphalt - Re-Joined - Turn 7
10.06.27	18 I. OFFER	On Asphalt - Re-Joined - Turn 11
10.07.53	30 G. VAN STRAALLEN	Current Lap Cancelled - Exceeded Track Limits - Turn 5
10.08.01	8 M. PEREZ	Current Lap Cancelled - Exceeded Track Limits - Turn 5
10.08.30	33 O. NUNEZ ROLDAN	On Asphalt - Re-Joined - Turn 9
10.08.40	45 F. MACAN	Current Lap Cancelled - Exceeded Track Limits - Turn 5
10.09.02	18 I. OFFER	On Asphalt - Re-Joined - Turn 12
10.09.58	26 M. GENNAI	On Asphalt - Re-Joined - Turn 3
10.10.36	6 J. BUIS	On Asphalt - Re-Joined - Turn 9
10.10.36	33 O. NUNEZ ROLDAN	On Asphalt - Re-Joined - Turn 9
10.11.19	18 I. OFFER	On Asphalt - Re-Joined - Turn 12
10.12.30	18 I. OFFER	On Asphalt - Re-Joined - Turn 6
10.12.49	46 S. DI SORA	On Asphalt - Re-Joined - Turn 9
10.12.50	33 O. NUNEZ ROLDAN	On Asphalt - Re-Joined - Turn 9
10.13.07	66 E. MCGLINCHEY	On Asphalt - Turn 12
10.13.55	2 A. CARRION	Lap Cancelled (2'09.704) - Exceeded Track Limits - Turn 10
10.14.16	8 M. PEREZ	On Asphalt - Re-Joined - Turn 1
10.14.55	22 N. KALININ	On Asphalt - Re-Joined - Turn 5
10.14.55	2 A. CARRION	On Asphalt - Re-Joined - Turn 5
10.15.29	20 G. MATERN	On Asphalt - Re-Joined - Turn 12
10.17.12		End Of Session

#### Fastest Laps Sequence

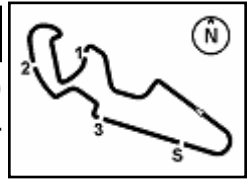
No.	Rider	Nat	Team	Bike	Local Time	Time	Gap	Avg
77	L. GRUAU	FRA	TGP Racing	Kawasaki Ninja 400	10:04'39.224	<b>2'18.730</b>		131,747
3	M. GAGGI	ITA	Machado Came SBK	Yamaha YZF-R3	10:04'41.910	<b>2'12.587</b>	-6.143	137,851
6	J. BUIS	NED	MTM Kawasaki MOTOPOST	Kawasaki Ninja 400	10:04'48.673	<b>2'09.711</b>	-2.876	140,907
19	V. RODRIGUEZ NUNEZ	ESP	2R Racing	Kawasaki Ninja 400	10:04'51.548	<b>2'09.558</b>	-0.153	141,073
6	J. BUIS	NED	MTM Kawasaki MOTOPOST	Kawasaki Ninja 400	10:06'57.624	<b>2'08.951</b>	-0.607	141,738
19	V. RODRIGUEZ NUNEZ	ESP	2R Racing	Kawasaki Ninja 400	10:09'17.087	<b>2'08.641</b>	-0.310	142,079
8	M. PEREZ	ESP	Prodina Ircos Team WorldSSP300	Kawasaki Ninja 400	10:11'24.172	<b>2'08.330</b>	-0.311	142,423
8	M. PEREZ	ESP	Prodina Ircos Team WorldSSP300	Kawasaki Ninja 400	10:13'32.427	<b>2'08.255</b>	-0.075	142,507
6	J. BUIS	NED	MTM Kawasaki MOTOPOST	Kawasaki Ninja 400	10:15'36.982	<b>2'07.498</b>	-0.757	143,353

Start 29/08/2020 10:00 End 10:17 The results are provisional until the end of the time limit for protests and appeals and the completion of the technical checks.

These data/results cannot be reproduced, stored and/or transmitted in whole or in part by any manner of electronic, mechanical, photocopying, recording, broadcasting or otherwise now known or herein after developed without the previous express consent by the copyright owner, except for reproduction in daily press and regular printed publications on sale to the public within 60 days of the event related to those data/results and always provided that copyright symbol appears together as follows below.

© DORNA WSBK ORGANIZATION Srl 2020





## Prosecco DOC Aragon Round, 28 - 30 August 2020

### Free Practices Combined Results Gr.A

MotorLand Aragon 5.077 m

No.	Rider	Nat	Team	Bike	Class	FP1	FP2	FP3	Time	Gap	Rel.	Avg	LL
1	<b>6 J. BUIS</b>	NED	MTM Kawasaki MOTOPOST	Kawasaki Ninja 400	A	2'08.198	2'07.796	<b>2'07.498</b>	<b>2'07.498</b>			143,353	23
2	<b>10 U. ORRADRE</b>	ESP	Yamaha MS Racing	Yamaha YZF-R3	A	2'08.544	<b>2'07.964</b>	2'09.107	<b>2'07.964</b>	0.466	0.466	142,831	24
3	<b>8 M. PEREZ</b>	ESP	Prodina Ircos Team WorldSSP300	Kawasaki Ninja 400	A	2'09.270	2'09.624	<b>2'08.255</b>	<b>2'08.255</b>	0.757	0.291	142,507	21
4	<b>33 O. NUNEZ ROLDAN</b>	ESP	Scuderia Maranga Racing	Kawasaki Ninja 400	A	2'10.516	2'10.158	<b>2'08.283</b>	<b>2'08.283</b>	0.785	0.028	142,476	24
5	<b>17 K. MEUFFELS</b>	NED	MTM Kawasaki MOTOPOST	Kawasaki Ninja 400	A	2'08.542	<b>2'08.300</b>	2'09.693	<b>2'08.300</b>	0.802	0.017	142,457	19
6	<b>19 V. RODRIGUEZ NUNEZ</b>	ESP	2R Racing	Kawasaki Ninja 400	A	2'09.313	2'08.737	<b>2'08.305</b>	<b>2'08.305</b>	0.807	0.005	142,451	22
7	<b>2 A. CARRION</b>	ESP	Smrz Racing - Willi Race	Kawasaki Ninja 400	A	2'10.547	2'09.051	<b>2'08.557</b>	<b>2'08.557</b>	1.059	0.252	142,172	26
8	<b>7 J. GIMBERT</b>	FRA	GP Project	Kawasaki Ninja 400	A	2'09.902	<b>2'08.657</b>	2'09.634	<b>2'08.657</b>	1.159	0.100	142,061	25
9	<b>88 B. IERACI</b>	ITA	Kawasaki GP Project	Kawasaki Ninja 400	A	2'08.779	2'08.910	<b>2'08.676</b>	<b>2'08.676</b>	1.178	0.019	142,040	24
10	<b>22 N. KALININ</b>	UKR	Battle-RT Motorsports by SKM-Kawasaki	Kawasaki Ninja 400	A	2'09.136	2'08.781	<b>2'08.693</b>	<b>2'08.693</b>	1.195	0.017	142,022	24
11	<b>27 F. ROVELLI</b>	ITA	Kawasaki ParkinGO Team	Kawasaki Ninja 400	A	2'10.147	<b>2'08.792</b>	2'08.928	<b>2'08.792</b>	1.294	0.099	141,913	25
12	<b>84 K. ALOISI</b>	ITA	ProGP Racing	Yamaha YZF-R3	A	2'10.318	2'10.439	<b>2'08.940</b>	<b>2'08.940</b>	1.442	0.148	141,750	25
13	<b>44 T. BRAMICH</b>	AUS	Carl Cox-RT Motorsports by SKM-Kawasaki	Kawasaki Ninja 400	A	2'11.097	2'10.820	<b>2'08.996</b>	<b>2'08.996</b>	1.498	0.056	141,688	25
14	<b>72 A. DIAZ</b>	ESP	Biblion Motoxrcing Yamaha WSSP300	Yamaha YZF-R3	A	2'09.670	2'09.742	<b>2'09.024</b>	<b>2'09.024</b>	1.526	0.028	141,657	27
15	<b>26 M. GENNAI</b>	ITA	Team BrCorse	Yamaha YZF-R3	A	2'12.287	2'09.724	<b>2'09.096</b>	<b>2'09.096</b>	1.598	0.072	141,578	22
16	<b>30 G. VAN STRAALEN</b>	NED	EAB Ten Kate Racing	Yamaha YZF-R3	A	2'09.382	2'10.271	<b>2'09.171</b>	<b>2'09.171</b>	1.673	0.075	141,496	25
17	<b>9 P. GRASSIA</b>	ITA	Team CHIODO Moto Racing	Yamaha YZF-R3	A	2'09.464	2'10.650	<b>2'09.392</b>	<b>2'09.392</b>	1.894	0.221	141,254	25
18	<b>25 A. KROH</b>	GER	Yamaha MS Racing	Yamaha YZF-R3	A	2'09.819	<b>2'09.393</b>	2'09.472	<b>2'09.393</b>	1.895	0.001	141,253	28
19	<b>46 S. DI SORA</b>	FRA	Leader Team Flembbo	Kawasaki Ninja 400	A	2'10.901	2'09.605	<b>2'09.424</b>	<b>2'09.424</b>	1.926	0.031	141,220	26
20	<b>24 D. BLIN</b>	POL	Biblion Motoxrcing Yamaha WSSP300	Yamaha YZF-R3	A	2'11.213	2'10.349	<b>2'09.444</b>	<b>2'09.444</b>	1.946	0.020	141,198	25
21	<b>3 M. GAGGI</b>	ITA	Machado Came SBK	Yamaha YZF-R3	A	2'11.108	2'11.344	<b>2'09.446</b>	<b>2'09.446</b>	1.948	0.002	141,196	26
22	<b>45 F. MACAN</b>	BRA	Team Brasil AD 78	Yamaha YZF-R3	A	2'11.094	<b>2'09.629</b>	2'10.261	<b>2'09.629</b>	2.131	0.183	140,996	24
23	<b>66 E. MCGLINCHEY</b>	GBR	Team#109 Kawasaki	Kawasaki Ninja 400	A	2'11.185	2'11.772	<b>2'09.898</b>	<b>2'09.898</b>	2.400	0.269	140,704	24
24	<b>20 G. MATERN</b>	FRA	Machado Came SBK	Yamaha YZF-R3	A	2'11.092	2'12.038	<b>2'10.460</b>	<b>2'10.460</b>	2.962	0.562	140,098	27
25	<b>77 L. GRUAU</b>	FRA	TGP Racing	Kawasaki Ninja 400	A	2'20.585	2'17.061	<b>2'15.438</b>	<b>2'15.438</b>	7.940	4.978	134,949	30
26	<b>18 I. OFFER</b>	GBR	Scuderia Maranga Racing	Kawasaki Ninja 400	A	2'20.923	<b>2'16.066</b>	2'19.911	<b>2'16.066</b>	8.568	0.628	134,326	21

Top 3 Average Time: 2'07.905

29/08/2020

These data/results cannot be reproduced, stored and/or transmitted in whole or in part by any manner of electronic, mechanical, photocopying, recording, broadcasting or otherwise now known or herein after developed without the previous express consent by the copyright owner, except for reproduction in daily press and regular printed publications on sale to the public within 60 days of the event related to those data/results and always provided that copyright symbol appears together as follows below.

© DORNA WSBK ORGANIZATION Srl 2020



Official Fuel Supplier



FKR PERUGIA TIMING

Official Tyre Supplier



Official Timekeeper

## Prosecco DOC Aragon Round, 28 - 30 August 2020

### Best Sectors & Speed Free Practice 3rd Session Gr.A

BEST LAP		
1	6 J. BUIS	Kawasaki Ninja 400 2'07.498
2	8 M. PEREZ	Kawasaki Ninja 400 2'08.255
3	33 O. NUNEZ ROLDAN	Kawasaki Ninja 400 2'08.283
4	19 V. RODRIGUEZ NUNEZ	Kawasaki Ninja 400 2'08.305
5	2 A. CARRION	Kawasaki Ninja 400 2'08.557
6	88 B. IERACI	Kawasaki Ninja 400 2'08.676
7	22 N. KALININ	Kawasaki Ninja 400 2'08.693
8	27 F. ROVELLI	Kawasaki Ninja 400 2'08.928
9	84 K. ALOISI	Yamaha YZF-R3 2'08.940
10	44 T. BRAMICH	Kawasaki Ninja 400 2'08.996
11	72 A. DIAZ	Yamaha YZF-R3 2'09.024
12	26 M. GENNAI	Yamaha YZF-R3 2'09.096
13	10 U. ORRADRE	Yamaha YZF-R3 2'09.107
14	30 G. VAN STRAALEN	Yamaha YZF-R3 2'09.171
15	9 P. GRASSIA	Yamaha YZF-R3 2'09.392
16	46 S. DI SORA	Kawasaki Ninja 400 2'09.424
17	24 D. BLIN	Yamaha YZF-R3 2'09.444
18	3 M. GAGGI	Yamaha YZF-R3 2'09.446
19	25 A. KROH	Yamaha YZF-R3 2'09.472
20	7 J. GIMBERT	Kawasaki Ninja 400 2'09.634
21	17 K. MEUFFELS	Kawasaki Ninja 400 2'09.693
22	66 E. MCGLINCHEY	Kawasaki Ninja 400 2'09.898
23	45 F. MACAN	Yamaha YZF-R3 2'10.261
24	20 G. MATERN	Yamaha YZF-R3 2'10.460
25	77 L. GRUAU	Kawasaki Ninja 400 2'15.438
26	18 I. OFFER	Kawasaki Ninja 400 2'19.911

SPEED		
1	7 J. GIMBERT	Kawasaki Ninja 400 214,3
2	22 N. KALININ	Kawasaki Ninja 400 213,0
3	19 V. RODRIGUEZ NUNEZ	Kawasaki Ninja 400 211,8
4	10 U. ORRADRE	Yamaha YZF-R3 211,8
5	6 J. BUIS	Kawasaki Ninja 400 211,4
6	8 M. PEREZ	Kawasaki Ninja 400 211,4
7	88 B. IERACI	Kawasaki Ninja 400 211,4
8	30 G. VAN STRAALEN	Yamaha YZF-R3 210,1
9	66 E. MCGLINCHEY	Kawasaki Ninja 400 210,1
10	2 A. CARRION	Kawasaki Ninja 400 210,1
11	84 K. ALOISI	Yamaha YZF-R3 209,7
12	17 K. MEUFFELS	Kawasaki Ninja 400 208,9
13	26 M. GENNAI	Yamaha YZF-R3 208,5
14	44 T. BRAMICH	Kawasaki Ninja 400 208,5
15	3 M. GAGGI	Yamaha YZF-R3 207,7
16	24 D. BLIN	Yamaha YZF-R3 207,7
17	9 P. GRASSIA	Yamaha YZF-R3 207,7
18	72 A. DIAZ	Yamaha YZF-R3 207,3
19	45 F. MACAN	Yamaha YZF-R3 207,3
20	33 O. NUNEZ ROLDAN	Kawasaki Ninja 400 206,5
21	46 S. DI SORA	Kawasaki Ninja 400 206,5
22	27 F. ROVELLI	Kawasaki Ninja 400 206,1
23	18 I. OFFER	Kawasaki Ninja 400 203,8
24	20 G. MATERN	Yamaha YZF-R3 203,8
25	25 A. KROH	Yamaha YZF-R3 203,8
26	77 L. GRUAU	Kawasaki Ninja 400 203,4

SEG. 1			SEG. 2			SEG. 3			SEG. 4		
1	19 V. RODRIGUEZ NUNEZ	36.013	1	6 J. BUIS	35.340	1	30 G. VAN STRAALEN	23.028	1	19 V. RODRIGUEZ NUNEZ	32.557
2	8 M. PEREZ	36.115	2	8 M. PEREZ	35.535	2	6 J. BUIS	23.052	2	6 J. BUIS	32.748
3	22 N. KALININ	36.209	3	84 K. ALOISI	35.557	3	27 F. ROVELLI	23.145	3	8 M. PEREZ	32.855
4	33 O. NUNEZ ROLDAN	36.220	4	72 A. DIAZ	35.644	4	33 O. NUNEZ ROLDAN	23.163	4	10 U. ORRADRE	32.901
5	44 T. BRAMICH	36.221	5	33 O. NUNEZ ROLDAN	35.654	5	22 N. KALININ	23.188	5	2 A. CARRION	32.926
6	66 E. MCGLINCHEY	36.245	6	30 G. VAN STRAALEN	35.662	6	8 M. PEREZ	23.226	6	7 J. GIMBERT	32.976
7	2 A. CARRION	36.246	7	19 V. RODRIGUEZ NUNEZ	35.670	7	72 A. DIAZ	23.258	7	22 N. KALININ	33.068
8	26 M. GENNAI	36.247	8	88 B. IERACI	35.700	8	88 B. IERACI	23.278	8	9 P. GRASSIA	33.097
9	84 K. ALOISI	36.329	9	22 N. KALININ	35.717	9	2 A. CARRION	23.324	9	88 B. IERACI	33.103
10	6 J. BUIS	36.358	10	27 F. ROVELLI	35.736	10	45 F. MACAN	23.382	10	72 A. DIAZ	33.183
11	88 B. IERACI	36.359	11	7 J. GIMBERT	35.773	11	26 M. GENNAI	23.385	11	17 K. MEUFFELS	33.209
12	7 J. GIMBERT	36.386	12	2 A. CARRION	35.774	12	9 P. GRASSIA	23.399	12	33 O. NUNEZ ROLDAN	33.211
13	9 P. GRASSIA	36.470	13	3 M. GAGGI	35.825	13	19 V. RODRIGUEZ NUNEZ	23.410	13	44 T. BRAMICH	33.220
14	10 U. ORRADRE	36.527	14	46 S. DI SORA	35.829	14	25 A. KROH	23.429	14	26 M. GENNAI	33.245
15	27 F. ROVELLI	36.549	15	9 P. GRASSIA	35.892	15	20 G. MATERN	23.447	15	3 M. GAGGI	33.258
16	46 S. DI SORA	36.570	16	24 D. BLIN	35.902	16	10 U. ORRADRE	23.468	16	45 F. MACAN	33.277
17	24 D. BLIN	36.573	17	10 U. ORRADRE	35.920	17	84 K. ALOISI	23.471	17	84 K. ALOISI	33.327
18	25 A. KROH	36.581	18	66 E. MCGLINCHEY	35.943	18	44 T. BRAMICH	23.495	18	25 A. KROH	33.365
19	17 K. MEUFFELS	36.623	19	26 M. GENNAI	35.958	19	24 D. BLIN	23.508	19	46 S. DI SORA	33.434
20	45 F. MACAN	36.665	20	44 T. BRAMICH	35.998	20	46 S. DI SORA	23.529	20	24 D. BLIN	33.461
21	72 A. DIAZ	36.671	21	25 A. KROH	36.006	21	3 M. GAGGI	23.560	21	66 E. MCGLINCHEY	33.475
22	3 M. GAGGI	36.747	22	45 F. MACAN	36.077	22	66 E. MCGLINCHEY	23.561	22	30 G. VAN STRAALEN	33.497
23	30 G. VAN STRAALEN	36.760	23	17 K. MEUFFELS	36.154	23	17 K. MEUFFELS	23.707	23	27 F. ROVELLI	33.498
24	20 G. MATERN	36.880	24	20 G. MATERN	36.296	24	7 J. GIMBERT	23.807	24	20 G. MATERN	33.777
25	18 I. OFFER	37.865	25	18 I. OFFER	37.480	25	77 L. GRUAU	24.747	25	77 L. GRUAU	34.508
26	77 L. GRUAU	38.184	26	77 L. GRUAU	37.867	26	18 I. OFFER	25.510	26	18 I. OFFER	34.744

29/08/2020

These data/results cannot be reproduced, stored and/or transmitted in whole or in part by any manner of electronic, mechanical, photocopying, recording, broadcasting or otherwise now known or herein after developed without the previous express consent by the copyright owner, except for reproduction in daily press and regular printed publications on sale to the public within 60 days of the event related to those data/results and always provided that copyright symbol appears together as follows below.

© DORNA WSBK ORGANIZATION Srl 2020



Official Fuel Supplier



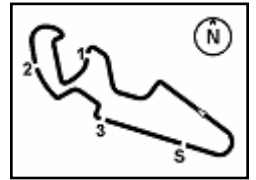
FICR PERUGIA TIMING

Official Tyre Supplier



SWISS WATCHES SINCE 1853

Official Timekeeper



MotorLand Aragon 5.077 m

## Prosecco DOC Aragon Round, 28 - 30 August 2020

### Ideal Times Free Practice 3rd Session Gr.A

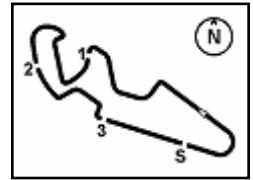
No.	Rider	Nat	Bike	Seg. 1	Seg. 2	Seg. 3	Seg. 4	Ideal Time		
				Diff. 1	Diff. 2	Diff. 3	Diff. 4	Best Lap	Pos.	Diff.
1	6 J. BUIS	NED	Kawasaki Ninja 400	36.358	<b>35.340</b>	23.052	32.748	<b>2'07.498</b>		
2	19 V. RODRIGUEZ NUNEZ	ESP	Kawasaki Ninja 400	<b>36.013</b> +0.170	35.670 +0.137	23.410 +0.076	<b>32.557</b> +0.272	<b>2'07.650</b> 2'08.305	4	0.655
3	8 M. PEREZ	ESP	Kawasaki Ninja 400	36.115	35.535	23.226 +0.050	32.855 +0.474	<b>2'07.731</b> 2'08.255	2	0.524
4	22 N. KALININ	UKR	Kawasaki Ninja 400	36.209 +0.091	35.717 +0.420	23.188	33.068	<b>2'08.182</b> 2'08.693	7	0.511
5	33 O. NUNEZ ROLDAN	ESP	Kawasaki Ninja 400	36.220	35.654	23.163 +0.035	33.211	<b>2'08.248</b> 2'08.283	3	0.035
6	2 A. CARRION	ESP	Kawasaki Ninja 400	36.246 +0.218	35.774 +0.069	23.324	32.926	<b>2'08.270</b> 2'08.557	5	0.287
7	88 B. IERACI	ITA	Kawasaki Ninja 400	36.359 +0.109	35.700 +0.051	23.278	33.103 +0.076	<b>2'08.440</b> 2'08.676	6	0.236
8	84 K. ALOISI	ITA	Yamaha YZF-R3	36.329	35.557	23.471 +0.171	33.327 +0.085	<b>2'08.684</b> 2'08.940	9	0.256
9	72 A. DIAZ	ESP	Yamaha YZF-R3	36.671 +0.076	35.644	23.258 +0.134	33.183 +0.058	<b>2'08.756</b> 2'09.024	11	0.268
10	10 U. ORRADRE	ESP	Yamaha YZF-R3	36.527 +0.157	35.920	23.468 +0.134	32.901	<b>2'08.816</b> 2'09.107	13	0.291
11	26 M. GENNAI	ITA	Yamaha YZF-R3	36.247	35.958	23.385 +0.261	33.245	<b>2'08.835</b> 2'09.096	12	0.261
12	9 P. GRASSIA	ITA	Yamaha YZF-R3	36.470 +0.281	35.892 +0.063	23.399	33.097 +0.190	<b>2'08.858</b> 2'09.392	15	0.534
13	27 F. ROVELLI	ITA	Kawasaki Ninja 400	36.549	35.736	23.145	33.498	<b>2'08.928</b> 2'08.928	8	
14	44 T. BRAMICH	AUS	Kawasaki Ninja 400	36.221 +0.059	35.998	23.495 +0.003	33.220	<b>2'08.934</b> 2'08.996	10	0.062
15	7 J. GIMBERT	FRA	Kawasaki Ninja 400	36.386 +0.327	35.773 +0.141	23.807 +0.015	32.976 +0.209	<b>2'08.942</b> 2'09.634	20	0.692
16	30 G. VAN STRAALEN	NED	Yamaha YZF-R3	36.760	35.662	<b>23.028</b>	33.497 +0.224	<b>2'08.947</b> 2'09.171	14	0.224
17	66 E. MCGLINCHEY	GBR	Kawasaki Ninja 400	36.245 +0.227	35.943 +0.207	23.561	33.475 +0.240	<b>2'09.224</b> 2'09.898	22	0.674
18	46 S. DI SORA	FRA	Kawasaki Ninja 400	36.570	35.829	23.529 +0.062	33.434	<b>2'09.362</b> 2'09.424	16	0.062
19	25 A. KROH	GER	Yamaha YZF-R3	36.581	36.006	23.429	33.365 +0.091	<b>2'09.381</b> 2'09.472	19	0.091
20	3 M. GAGGI	ITA	Yamaha YZF-R3	36.747 +0.039	35.825	23.560 +0.017	33.258	<b>2'09.390</b> 2'09.446	18	0.056
21	45 F. MACAN	BRA	Yamaha YZF-R3	36.665 +0.333	36.077	23.382	33.277 +0.527	<b>2'09.401</b> 2'10.261	23	0.860
22	24 D. BLIN	POL	Yamaha YZF-R3	36.573	35.902	23.508	33.461	<b>2'09.444</b> 2'09.444	17	
23	17 K. MEUFFELS	NED	Kawasaki Ninja 400	36.623	36.154	23.707	33.209	<b>2'09.693</b> 2'09.693	21	
24	20 G. MATERN	FRA	Yamaha YZF-R3	36.880	36.296 +0.060	23.447	33.777	<b>2'10.400</b> 2'10.460	24	0.060
25	77 L. GRUAU	FRA	Kawasaki Ninja 400	38.184	37.867	24.747 +0.132	34.508	<b>2'15.306</b> 2'15.438	25	0.132
26	18 I. OFFER	GBR	Kawasaki Ninja 400	37.865 +2.217	37.480 +2.095	25.510	34.744	<b>2'15.599</b> 2'19.911	26	4.312
<b>Overall Ideal Time</b>				36.013	35.340	23.028	32.557	<b>2'06.938</b>		

29/08/2020

These data/results cannot be reproduced, stored and/or transmitted in whole or in part by any manner of electronic, mechanical, photocopying, recording, broadcasting or otherwise now known or herein after developed without the previous express consent by the copyright owner, except for reproduction in daily press and regular printed publications on sale to the public within 60 days of the event related to those data/results and always provided that copyright symbol appears together as follows below.

© DORNA WSBK ORGANIZATION Srl 2020





1° 6 J. BUIS (2'07.498)								7° 22 N. KALININ (2'08.693)							
Lap	Seg.1	Seg.2	Seg.3	Seg.4	Lap Time	km/h	Local Time	Lap	Seg.1	Seg.2	Seg.3	Seg.4	Lap Time	km/h	Local Time
1		37.782	31.963	33.522		206,5	10:02'38.962	1		37.708	25.193	41.704		155,2	10:02'41.132
2	36.971	35.901	23.828	33.011	2'09.711	<b>211,4</b>	10:04'48.673	2	38.265	36.433	23.620	33.142	2'11.460	<b>213,0</b>	10:04'52.592
3	36.905	35.594	23.442	33.010	2'08.951	209,3	10:06'57.624	3	37.273	36.387	23.747	33.185	2'10.592	207,3	10:07'03.184
4	36.694	35.880	23.285	33.228	2'09.087	206,5	10:09'06.711	4	36.343	35.908	23.702	33.273	2'09.226	211,8	10:09'12.410
5	37.629	39.621	23.913	33.063	2'14.226	207,7	10:11'20.937	5	37.023	36.688	24.229	33.382	2'11.322	202,2	10:11'23.732
6	36.416	35.528	23.398	33.205	2'08.547	203,4	10:13'29.484	6	<b>36.209</b>	<b>35.717</b>	23.637	33.479	2'09.042	203,0	10:13'32.774
7	<b>36.358</b>	<b>35.340</b>	<b>23.052</b>	<b>32.748</b>	<b>2'07.498</b>	210,1	10:15'36.982	7	36.300	36.137	<b>23.188</b>	<b>33.068</b>	<b>2'08.693</b>	206,5	10:15'41.467

2° 8 M. PEREZ (2'08.255)								8° 27 F. ROVELLI (2'08.928)							
Lap	Seg.1	Seg.2	Seg.3	Seg.4	Lap Time	km/h	Local Time	Lap	Seg.1	Seg.2	Seg.3	Seg.4	Lap Time	km/h	Local Time
1		37.649	31.858	34.207		194,2	10:02'41.135	1		50.936	32.652	34.541		187,2	10:02'40.950
2	41.323	37.050	23.592	33.298	2'15.263	206,9	10:04'56.398	2	37.521	36.032	23.422	33.602	2'10.577	<b>206,1</b>	10:04'51.527
3	36.546	36.246	23.715	33.705	2'10.212	210,9	10:07'06.610	3	38.751	42.281	24.080	33.764	2'18.876	<b>206,1</b>	10:07'10.403
4	36.421	36.004	23.521	33.286	2'09.232C	208,5	10:09'15.842	4	36.895	36.088	23.808	33.755	2'10.546	200,7	10:09'20.949
5	36.422	35.827	<b>23.226</b>	<b>32.855</b>	2'08.330	<b>211,4</b>	10:11'24.172	5	36.753	35.933	23.238	33.538	2'09.462	203,0	10:11'30.411
6	<b>36.115</b>	<b>35.535</b>	23.276	33.329	<b>2'08.255</b>	202,6	10:13'32.427	6	36.905	36.070	23.804	33.580	2'10.359	198,9	10:13'40.770
7	47.167	38.438	26.109	45.247	2'36.961P	193,9	10:16'09.388	7	<b>36.549</b>	<b>35.736</b>	<b>23.145</b>	<b>33.498</b>	<b>2'08.928</b>	202,2	10:15'49.698

3° 33 O. NUNEZ ROLDAN (2'08.283)								9° 84 K. ALOISI (2'08.940)							
Lap	Seg.1	Seg.2	Seg.3	Seg.4	Lap Time	km/h	Local Time	Lap	Seg.1	Seg.2	Seg.3	Seg.4	Lap Time	km/h	Local Time
1		38.003	25.598	39.739		152,1	10:02'40.462	1		37.526	26.027	41.449		183,7	10:02'42.652
2	39.179	35.842	23.692	33.355	2'12.068	<b>206,5</b>	10:04'52.530	2	37.344	39.517	23.810	<b>33.327</b>	2'13.998	206,9	10:04'56.650
3	37.401	35.867	23.489	33.544	2'10.301	204,9	10:07'02.831	3	36.752	36.148	23.934	33.638	2'10.472	<b>209,7</b>	10:07'07.122
4	36.487	36.038	23.464	33.489	2'09.478	203,8	10:09'12.309	4	36.359	36.182	<b>23.471</b>	33.396	2'09.408	208,1	10:09'16.530
5	36.854	36.695	23.768	33.356	2'10.673	202,2	10:11'22.982	5	36.370	36.408	24.135	35.201	2'12.114	192,2	10:11'28.644
6	36.326	35.688	<b>23.163</b>	33.730	2'08.907	200,0	10:13'31.889	6	<b>36.329</b>	<b>35.557</b>	23.642	33.412	<b>2'08.940</b>	208,1	10:13'37.584
7	<b>36.220</b>	<b>35.654</b>	23.198	<b>33.211</b>	<b>2'08.283</b>	205,3	10:15'40.172	7	36.552	35.882	24.050	33.460	2'09.944	207,7	10:15'47.528

4° 19 V. RODRIGUEZ NUNEZ (2'08.305)								10° 44 T. BRAMICH (2'08.996)							
Lap	Seg.1	Seg.2	Seg.3	Seg.4	Lap Time	km/h	Local Time	Lap	Seg.1	Seg.2	Seg.3	Seg.4	Lap Time	km/h	Local Time
1		47.268	30.455	34.931		208,5	10:02'41.990	1		38.262	27.612	36.799		198,2	10:02'40.234
2	37.291	36.116	23.594	<b>32.557</b>	2'09.558	210,5	10:04'51.548	2	37.303	36.416	23.807	33.545	2'11.071	<b>208,5</b>	10:04'51.305
3	39.648	39.853	24.453	32.944	2'16.898	<b>211,8</b>	10:07'08.446	3	37.369	36.983	24.159	33.951	2'12.462	196,0	10:07'03.767
4	36.651	35.827	23.492	32.671	2'08.641	211,4	10:09'17.087	4	36.303	36.121	<b>23.495</b>	33.274	2'09.193	207,3	10:09'12.960
5	<b>36.013</b>	36.198	<b>23.410</b>	32.825	2'08.446	209,3	10:11'25.533	5	36.977	36.624	24.269	33.595	2'11.465	204,2	10:11'24.425
6	36.246	<b>35.670</b>	23.495	33.104	2'08.515	207,7	10:13'34.048	6	<b>36.221</b>	36.078	24.021	33.641	2'09.961	206,1	10:13'34.386
7	36.183	35.807	23.486	32.829	<b>2'08.305</b>	208,5	10:15'42.353	7	36.280	<b>35.998</b>	23.498	<b>33.220</b>	<b>2'08.996</b>	206,5	10:15'43.382

5° 2 A. CARRION (2'08.557)								11° 72 A. DIAZ (2'09.024)							
Lap	Seg.1	Seg.2	Seg.3	Seg.4	Lap Time	km/h	Local Time	Lap	Seg.1	Seg.2	Seg.3	Seg.4	Lap Time	km/h	Local Time
1		37.993	30.203	36.670		189,8	10:02'41.256	1		51.462	28.738	37.752		200,4	10:02'42.549
2	37.594	36.246	23.586	33.053	2'10.479	207,3	10:04'51.735	2	39.059	40.405	23.886	33.810	2'17.160	202,2	10:04'59.709
3	37.551	36.338	26.890	34.313	2'15.092	208,5	10:07'06.827	3	37.493	36.473	23.840	33.635	2'11.441	<b>207,3</b>	10:07'11.150
4	36.474	35.920	23.516	33.173	2'09.083	208,1	10:09'15.910	4	36.704	36.221	23.934	33.660	2'10.519	201,9	10:09'21.669
5	36.464	35.843	<b>23.324</b>	<b>32.926</b>	<b>2'08.557</b>	<b>210,1</b>	10:11'24.467	5	36.681	35.921	<b>23.258</b>	<b>33.183</b>	2'09.043	205,3	10:11'30.712
6	36.378	35.956	23.710	33.660	2'09.704C	200,7	10:13'34.171	6	<b>36.671</b>	36.006	23.532	33.783	2'09.992	200,7	10:13'40.704
7	<b>36.246</b>	<b>35.774</b>	23.503	33.070	2'08.593	208,9	10:15'42.764	7	36.747	<b>35.644</b>	23.392	33.241	<b>2'09.024</b>	206,5	10:15'49.728

6° 88 B. IERACI (2'08.676)								12° 26 M. GENNAI (2'09.096)							
Lap	Seg.1	Seg.2	Seg.3	Seg.4	Lap Time	km/h	Local Time	Lap	Seg.1	Seg.2	Seg.3	Seg.4	Lap Time	km/h	Local Time
1		37.329	30.006	35.343		191,8	10:02'40.622	1		38.335	25.571	39.092		165,4	10:02'39.435
2	41.980	36.065	23.385	33.776	2'15.206	205,3	10:04'55.828	2	37.676	36.411	23.417	33.712	2'11.216	201,1	10:04'50.651
3	37.204	35.967	23.761	33.794	2'10.726	210,1	10:07'06.554	3	38.266	36.896	24.266	33.297	2'12.725	204,9	10:07'03.376
4	36.667	35.816	23.352	33.431	2'09.266	204,5	10:09'15.820	4	<b>36.247</b>	<b>35.958</b>	23.646	<b>33.245</b>	<b>2'09.096</b>	<b>208,5</b>	10:09'12.472
5	38.499	36.264	23.581	<b>33.103</b>	2'11.447	<b>211,4</b>	10:11'27.267	5	37.134	36.329	24.090	42.357	2'19.910P	194,6	10:11'32.382
6	<b>36.359</b>	<b>35.700</b>	23.294	33.501	2'08.854	203,8	10:13'36.121	6	2'29.837	39.061	<b>23.385</b>	33.489	4'05.772P	203,4	10:15'38.154
7	36.468	35.751	<b>23.278</b>	33.179	<b>2'08.676</b>	208,1	10:15'44.797								

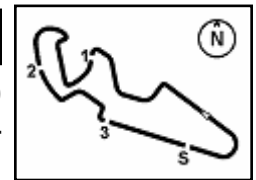
13° 10 U. ORRADRE (2'09.107)							
Lap	Seg.1	Seg.2	Seg.3	Seg.4	Lap Time	km/h	Local Time

29/08/2020 P = Pits In/Out - C = Lap Time Cancelled

These data/results cannot be reproduced, stored and/or transmitted in whole or in part by any manner of electronic, mechanical, photocopying, recording, broadcasting or otherwise now known or herein after developed without the previous express consent by the copyright owner, except for reproduction in daily press and regular printed publications on sale to the public within 60 days of the event related to those data/results and always provided that copyright symbol appears together as follows below.

© DORNA WSBK ORGANIZATION Srl 2020





MotorLand Aragon 5.077 m

## Prosecco DOC Aragon Round, 28 - 30 August 2020

### Chronological Analysis Free Practice 3rd Session Gr.A

2 / 3

1		37.786	24.466	33.918		199,6	10:03'24.182	3	36.766	36.175	23.559	<b>33.365</b>	2'09.865	<b>203,8</b>	10:07'46.237
2	37.708	37.711	24.179	33.302	2'12.900	203,4	10:05'37.082	4	36.704	36.090	23.569	34.498	2'10.861	186,9	10:09'57.098
3	36.684	<b>35.920</b>	23.602	<b>32.901</b>	<b>2'09.107</b>	<b>211,8</b>	10:07'46.189	5	36.605	36.130	23.728	44.023	2'20.486P	186,5	10:12'17.584
4	<b>36.527</b>	36.173	23.474	39.699	2'15.873P	202,6	10:10'02.062	6	1'08.325	36.041	23.570	33.410	2'41.346P	203,0	10:14'58.930
5	57.594	38.018	25.154	33.634	2'34.400P	201,9	10:12'36.462	7	<b>36.581</b>	<b>36.006</b>	<b>23.429</b>	33.456	<b>2'09.472</b>	200,7	10:17'08.402
6	36.975	36.284	23.589	33.540	2'10.388	202,2	10:14'46.850								
7	36.799	36.112	<b>23.468</b>	33.446	2'09.825	202,2	10:16'56.675								

14° 30 G. VAN STRAALEN (2'09.171)							
Lap	Seg.1	Seg.2	Seg.3	Seg.4	Lap Time	km/h	Local Time
1		44.259	26.328	36.662		186,5	10:02'38.158
2	37.108	36.043	23.749	33.910	2'10.810	201,1	10:04'48.968
3	36.797	35.818	23.573	<b>33.497</b>	2'09.685	<b>210,1</b>	10:06'58.653
4	36.987	35.933	23.270	33.736	2'09.926C	201,5	10:09'08.579
5	36.763	35.812	23.257	33.541	2'09.373	200,4	10:11'17.952
6	36.873	35.794	23.217	33.900	2'09.784	198,2	10:13'27.736
7	<b>36.760</b>	<b>35.662</b>	<b>23.028</b>	33.721	<b>2'09.171</b>	202,2	10:15'36.907

15° 9 P. GRASSIA (2'09.392)							
Lap	Seg.1	Seg.2	Seg.3	Seg.4	Lap Time	km/h	Local Time
1		47.830	25.650	43.598		169,8	10:02'43.384
2	39.512	37.628	24.002	33.182	2'14.324	206,9	10:04'57.708
3	37.043	36.200	24.199	33.428	2'10.870	205,3	10:07'08.578
4	36.843	36.211	23.562	33.448	2'10.064	203,0	10:09'18.642
5	36.757	<b>35.892</b>	23.670	<b>33.097</b>	2'09.416	<b>207,7</b>	10:11'28.058
6	<b>36.470</b>	35.932	23.893	33.352	2'09.647	205,7	10:13'37.705
7	36.751	35.955	<b>23.399</b>	33.287	<b>2'09.392</b>	202,2	10:15'47.097

16° 46 S. DI SORA (2'09.424)							
Lap	Seg.1	Seg.2	Seg.3	Seg.4	Lap Time	km/h	Local Time
1		38.368	24.590	34.470		199,6	10:02'28.999
2	38.024	36.847	24.083	33.984	2'12.938	203,0	10:04'41.937
3	41.220	38.096	24.096	33.522	2'16.934	<b>206,5</b>	10:06'58.871
4	36.858	36.247	23.575	33.781	2'10.461	203,8	10:09'09.332
5	36.664	35.989	23.615	33.530	2'09.798	203,0	10:11'19.130
6	37.118	37.135	<b>23.529</b>	33.468	2'11.250	203,4	10:13'30.380
7	<b>36.570</b>	<b>35.829</b>	23.591	<b>33.434</b>	<b>2'09.424</b>	204,5	10:15'39.804

17° 24 D. BLIN (2'09.444)							
Lap	Seg.1	Seg.2	Seg.3	Seg.4	Lap Time	km/h	Local Time
1		47.851	27.387	34.533		201,5	10:02'39.867
2	37.522	36.210	23.878	34.004	2'11.614	203,4	10:04'51.481
3	38.577	36.936	23.743	33.702	2'12.958	206,5	10:07'04.439
4	38.363	36.584	23.927	33.597	2'12.471	<b>207,7</b>	10:09'16.910
5	<b>36.573</b>	<b>35.902</b>	<b>23.508</b>	<b>33.461</b>	2'09.444	206,5	10:11'26.354
6	37.975	36.522	23.832	34.074	2'11.403	197,1	10:13'37.757
7	37.155	36.227	23.697	35.174	2'12.253	187,8	10:15'50.010

18° 3 M. GAGGI (2'09.446)							
Lap	Seg.1	Seg.2	Seg.3	Seg.4	Lap Time	km/h	Local Time
1		39.659	26.879	34.300		198,5	10:02'29.323
2	38.158	36.474	24.216	33.739	2'12.587	206,9	10:04'41.910
3	40.645	37.339	25.093	33.874	2'16.951	<b>207,7</b>	10:06'58.861
4	37.015	36.422	23.582	33.650	2'10.669	205,7	10:09'09.530
5	<b>36.747</b>	36.028	<b>23.560</b>	33.472	2'09.807	205,7	10:11'19.337
6	37.070	36.278	23.875	33.765	2'10.988	200,7	10:13'30.325
7	36.786	<b>35.825</b>	23.577	<b>33.258</b>	<b>2'09.446</b>	207,3	10:15'39.771

19° 25 A. KROH (2'09.472)							
Lap	Seg.1	Seg.2	Seg.3	Seg.4	Lap Time	km/h	Local Time
1		37.868	24.632	33.876		198,9	10:03'24.595
2	37.450	37.252	23.680	33.395	2'11.777	203,4	10:05'36.372

20° 7 J. GIMBERT (2'09.634)							
Lap	Seg.1	Seg.2	Seg.3	Seg.4	Lap Time	km/h	Local Time
1		38.220	29.633	35.450		201,9	10:02'41.643
2	41.554	37.075	24.043	33.277	2'15.949	209,7	10:04'57.592
3	36.862	36.043	<b>23.807</b>	33.156	2'09.868	<b>214,3</b>	10:07'07.460
4	36.713	35.914	23.822	33.185	<b>2'09.634</b>	210,5	10:09'17.094
5	36.939	36.859	23.961	33.122	2'10.881	209,3	10:11'27.975
6	<b>36.386</b>	<b>35.773</b>	23.965	33.575	2'09.699	208,1	10:13'37.674
7	37.112	35.899	23.845	<b>32.976</b>	2'09.832	<b>214,3</b>	10:15'47.506

21° 17 K. MEUFFELS (2'09.693)							
Lap	Seg.1	Seg.2	Seg.3	Seg.4	Lap Time	km/h	Local Time
1		37.147	24.068	33.667		204,2	10:13'11.936
2	<b>36.623</b>	<b>36.154</b>	<b>23.707</b>	<b>33.209</b>	<b>2'09.693</b>	<b>208,9</b>	10:15'21.629

22° 66 E. MCGLINCHEY (2'09.898)							
Lap	Seg.1	Seg.2	Seg.3	Seg.4	Lap Time	km/h	Local Time
1		47.381	27.259	43.710		148,8	10:02'41.917
2	38.914	37.712	23.977	33.782	2'14.385	204,2	10:04'56.302
3	36.924	36.746	23.810	33.628	2'11.108	<b>210,1</b>	10:07'07.410
4	37.045	36.072	23.647	<b>33.475</b>	2'10.239	206,5	10:09'17.649
5	36.472	36.150	<b>23.561</b>	<b>33.715</b>	<b>2'09.898</b>	196,4	10:11'27.547
6	<b>36.245</b>	<b>35.943</b>	25.755	33.781	2'11.724	200,7	10:13'39.271
7	36.610	36.230	25.623	33.759	2'12.222	201,1	10:15'51.493

23° 45 F. MACAN (2'10.261)							
Lap	Seg.1	Seg.2	Seg.3	Seg.4	Lap Time	km/h	Local Time
1		37.542	24.547	33.847		200,4	10:03'24.353
2	37.383	36.418	23.694	33.972	2'11.467	198,9	10:05'35.820
3	37.238	36.462	24.098	<b>33.277</b>	2'11.075	<b>207,3</b>	10:07'46.895
4	<b>36.665</b>	36.050	23.517	33.380	2'09.612C	204,5	10:09'56.507
5	37.149	36.772	24.285	45.114	2'23.320P	183,7	10:12'19.827
6	58.309	37.855	23.612	34.165	2'33.941P	198,2	10:14'53.768
7	36.998	<b>36.077</b>	<b>23.382</b>	33.804	<b>2'10.261</b>	198,9	10:17'04.029

24° 20 G. MATERN (2'10.460)							
Lap	Seg.1	Seg.2	Seg.3	Seg.4	Lap Time	km/h	Local Time
1		39.004	29.147	36.004		199,3	10:02'42.496
2	38.739	37.402	24.269	34.029	2'14.439	202,2	10:04'56.935
3	38.052	37.046	24.326	34.139	2'13.563	<b>203,8</b>	10:07'10.498
4	37.116	36.572	24.134	33.799	2'11.621	198,5	10:09'22.119
5	<b>36.880</b>	36.356	<b>23.447</b>	<b>33.777</b>	<b>2'10.460</b>	197,8	10:11'32.579
6	37.433	<b>36.296</b>	23.821	34.262	2'11.812	194,2	10:13'44.391
7	37.441	36.554	26.896	34.941	2'15.832	195,7	10:16'00.223

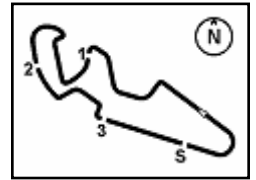
25° 77 L. GRUAU (2'15.438)							
Lap	Seg.1	Seg.2	Seg.3	Seg.4	Lap Time	km/h	Local Time
1		40.135	25.869	35.674		197,1	10:02'20.494
2	39.847	38.211	25.379	35.293	2'18.730	200,0	10:04'39.224
3	39.398	38.281	24.778	35.127	2'17.584	200,0	10:06'56.808
4	38.801	38.231	<b>24.747</b>	34.943	2'16.722	<b>203,4</b>	10:09'13.530
5	<b>38.184</b>	<b>37.867</b>	<b>24.879</b>	<b>34.508</b>	<b>2'15.438</b>	200,7	10:11'28.968
6	38.333	38.218	25.088	42.147	2'23.786P	191,2	10:13'52.754
7	1'22.538	38.810	25.500	35.798	3'02.646P	193,9	10:16'55.400

29/08/2020 P = Pits In/Out - C = Lap Time Cancelled

These data/results cannot be reproduced, stored and/or transmitted in whole or in part by any manner of electronic, mechanical, photocopying, recording, broadcasting or otherwise now known or herein after developed without the previous express consent by the copyright owner, except for reproduction in daily press and regular printed publications on sale to the public within 60 days of the event related to those data/results and always provided that copyright symbol appears together as follows below.

© DORNA WSBK ORGANIZATION Srl 2020





**Prosecco DOC Aragon Round, 28 - 30 August 2020**  
**Chronological Analysis Free Practice 3rd Session Gr.A**

26°		18 I. OFFER (2'19.911)						
Lap	Seg.1	Seg.2	Seg.3	Seg.4	Lap Time	km/h	Local Time	
1		43.033	26.790	35.538		193,5	10:02'30.247	
2	40.082	39.575	<b>25.510</b>	<b>34.744</b>	<b>2'19.911</b>	<b>203,8</b>	10:04'50.158	
3	39.629	37.698	27.987	35.893	2'21.207	<b>203,8</b>	10:07'11.365	
4	<b>37.865</b>	<b>37.480</b>	34.655	35.815	2'25.815	188,2	10:09'37.180	
5	38.568	37.695	31.769	35.408	2'23.440	196,4	10:12'00.620	
6	38.851	39.565	26.032	39.570	2'24.018P	185,9	10:14'24.638	

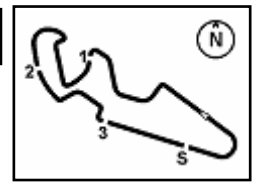
29/08/2020 P = Pits In/Out - C = Lap Time Cancelled

These data/results cannot be reproduced, stored and/or transmitted in whole or in part by any manner of electronic, mechanical, photocopying, recording, broadcasting or otherwise now known or herein after developed without the previous express consent by the copyright owner, except for reproduction in daily press and regular printed publications on sale to the public within 60 days of the event related to those data/results and always provided that copyright symbol appears together as follows below.

© DORNA WSBK ORGANIZATION Srl 2020







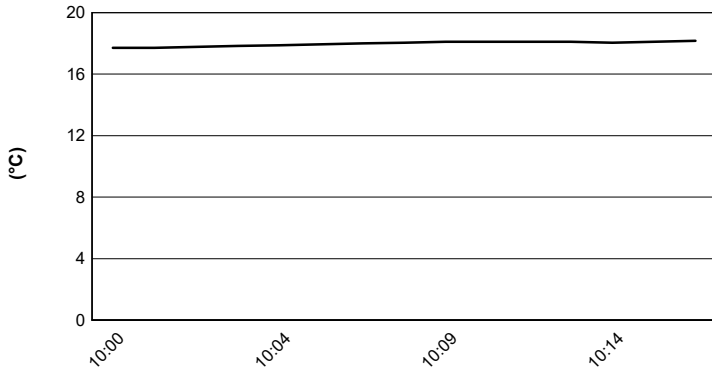
MotorLand Aragon 5.077 m

## Prosecco DOC Aragon Round, 28 - 30 August 2020

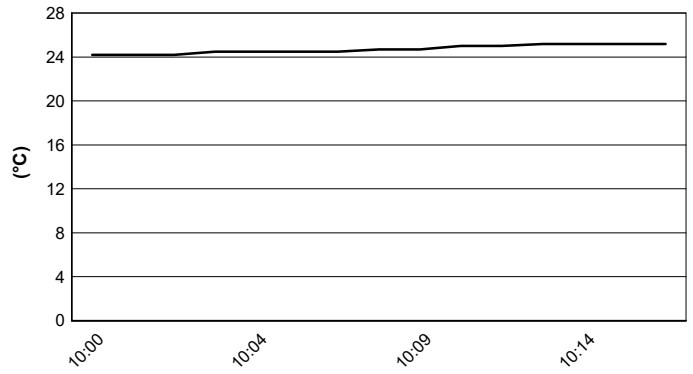
### Weather Report Free Practice 3rd Session Gr.A

Session started 10:00 - Session ended 10:17


#### Air Temperature



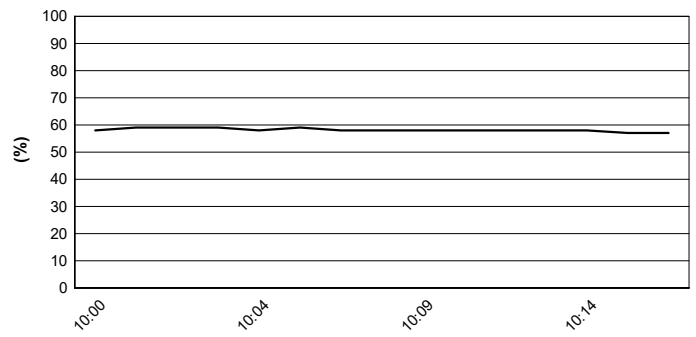
#### Track Temperature



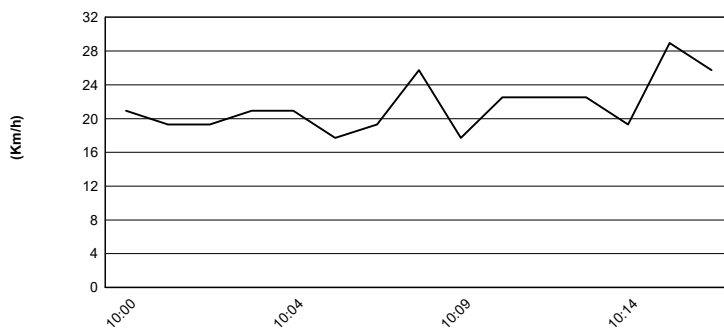
#### Air Pressure



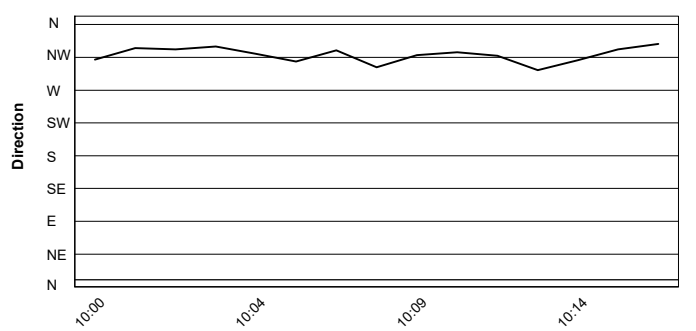
#### Humidity



#### Wind Speed



#### Wind Direction



29/08/2020

These data/results cannot be reproduced, stored and/or transmitted in whole or in part by any manner of electronic, mechanical, photocopying, recording, broadcasting or otherwise now known or herein after developed without the previous express consent by the copyright owner, except for reproduction in daily press and regular printed publications on sale to the public within 60 days of the event related to those data/results and always provided that copyright symbol appears together as follows below.

© DORNA WSBK ORGANIZATION Srl 2020



Official Fuel Supplier



FICR PERUGIA TIMING

Official Tyre Supplier



Official Timekeeper