

Jerez 4.423 m

1 / 2

Pirelli Spanish Round, 31 July - 2 August 2020

Results Race 1

Laps 20 = 88,460 Km - Time of Race 33'58.961 - Avg. 156,185 km/h

Pos	Grid	No. Rider	Nat	Team	Bike	Class	LL	Gap	Rel.	Fastest Lap	Speed	Qualifying	Speed
1	1	45 S. REDDING	GBR	ARUBA.IT Racing - Ducati	Ducati Panigale V4 R		20			1'40.902	278,6	1'38.736	279,3
2	2	1 J. REA	GBR	Kawasaki Racing Team WorldSBK	Kawasaki ZX-10RR		20	1.147	1.147	1'40.801	276,5	1'38.770	278,6
3	5	54 T. RAZGATLIOGLU	TUR	PATA YAMAHA WorldSBK Official Team	Yamaha YZF R1		20	2.252	1.105	1'40.820	271,1	1'39.208	280,0
4	7	7 C. DAVIES	GBR	ARUBA.IT Racing - Ducati	Ducati Panigale V4 R		20	2.699	0.447	1'41.023	283,6	1'39.568	277,9
5	6	76 L. BAZ	FRA	Ten Kate Racing Yamaha	Yamaha YZF R1	IND	20	3.301	0.602	1'41.104	273,1	1'39.214	269,1
6	10	21 M. RINALDI	ITA	Team GOELEVELN	Ducati Panigale V4 R	IND	20	6.367	3.066	1'41.496	278,6	1'39.656	275,8
7	8	19 A. BAUTISTA	ESP	Team HRC	Honda CBR1000RR-R		20	10.228	3.861	1'41.563	281,4	1'39.598	280,0
8	19	33 M. MELANDRI	ITA	Barni Racing Team	Ducati Panigale V4 R	IND	20	18.713	8.485	1'41.731	282,9	1'40.665	281,4
9	14	22 A. LOWES	GBR	Kawasaki Racing Team WorldSBK	Kawasaki ZX-10RR		20	20.421	1.708	1'41.801	277,2	1'39.980	275,8
10	9	91 L. HASLAM	GBR	Team HRC	Honda CBR1000RR-R		20	24.361	3.940	1'41.478	280,7	1'39.655	277,2
11	15	31 G. GERLOFF	USA	GRT Yamaha WorldSBK Junior Team	Yamaha YZF R1	IND	20	26.610	2.249	1'42.332	275,1	1'40.141	270,4
12	18	23 C. PONSSON	FRA	Nuova M2 Racing	Aprilia RSV4 1000	IND	20	34.651	8.041	1'42.250	275,8	1'40.425	272,4
13	16	12 X. FORES	ESP	Kawasaki Puccetti Racing	Kawasaki ZX-10RR	IND	20	34.709	0.058	1'42.669	274,5	1'40.162	272,4
14	12	11 S. CORTESE	GER	OUTDO Kawasaki TPR	Kawasaki ZX-10RR	IND	20	38.138	3.429	1'42.755	273,1	1'39.869	271,8
15	11	50 E. LAVERTY	IRL	BMW Motorrad WorldSBK Team	BMW S1000 RR		20	38.365	0.227	1'43.226	275,8	1'39.685	271,8
16	21	20 S. BARRIER	FRA	Brixx Performance	Ducati Panigale V4 R	IND	20	49.601	11.236	1'43.444	275,1	1'41.323	273,8
17	22	63 L. GABELLINI	ITA	MIE Racing Althea HONDA Team	Honda CBR1000RR-R	IND	20	52.357	2.756	1'43.282	269,8	1'41.576	268,5
18	23	13 T. TAKAHASHI	JPN	MIE Racing Althea HONDA Team	Honda CBR1000RR-R	IND	20	53.802	1.445	1'43.518	270,4	1'42.357	270,4
-----Not Classified-----													
NC	3	66 T. SYKES	GBR	BMW Motorrad WorldSBK Team	BMW S1000 RR		14	6 Laps		1'41.591	272,4	1'38.776	271,8
RET	17	77 M. SCHEIB	CHI	ORELAC Racing VERDNATURA	Kawasaki ZX-10RR	IND	13	7 Laps		1'42.796	270,4	1'40.403	270,4
RET	20	36 L. MERCADO	ARG	Motocorsa Racing	Ducati Panigale V4 R	IND	11	9 Laps		1'42.251	275,8	1'41.013	273,8
RET	4	60 M. VAN DER MARK	NED	PATA YAMAHA WorldSBK Official Team	Yamaha YZF R1		8	12 Laps		1'41.655	273,8	1'38.998	275,1
RET	13	64 F. CARICASULO	ITA	GRT Yamaha WorldSBK Junior Team	Yamaha YZF R1	IND	3	17 Laps		1'42.129	273,1	1'39.902	271,1

AIR	Humidity:	31%	Temp:	37°C
TRACK	Condition:	Dry	Temp:	59°C

Records	Pole (SP)	2019	J.Rea	1'38.247	162,07 Km/h
	Race (SPRC)	2019	A.Bautista	1'39.004	160,83 Km/h
	All Times (SP)	2019	J.Rea	1'38.247	162,07 Km/h
Race Fastest Lap		Lap 2	J.Rea	1'40.801	157,96 Km/h

LAP LEADERS				
No. Rider	From	To	Laps	Total
1 J. REA	1	14	14	14
45 S. REDDING	15	20	6	6

TOTAL LEADER LAPS	
No. Rider	Laps
1 J. REA	39
66 T. SYKES	11
45 S. REDDING	9
54 T. RAZGATLIOGLU	6
22 A. LOWES	3
60 M. VAN DER MARK	3
76 L. BAZ	3

Start 01/08/2020 14:00 End 14:35 The results are provisional until the end of the time limit for protests and appeals and the completion of the technical checks.

These data/results cannot be reproduced, stored and/or transmitted in whole or in part by any manner of electronic, mechanical, photocopying, recording, broadcasting or otherwise now known or herein after developed without the previous express consent by the copyright owner, except for reproduction in daily press and regular printed publications on sale to the public within 60 days of the event related to those data/results and always provided that copyright symbol appears together as follows below.

© DORNA WSBK ORGANIZATION Srl 2020


Pirelli Spanish Round, 31 July - 2 August 2020
Results Race 1
Race Highlights

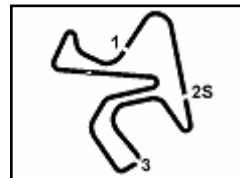
Time	No. Rider	Description
13.57.59		Warm-up Lap Start
14.00.49		Start
14.02.20		No Jump Start
14.06.31	64 Caricasulo	Crashed - Turn 4
14.07.05	64 Caricasulo	Re-joined
14.07.45	66 Sykes	Technical Problem - Turn 1
14.07.58	66 Sykes	Re-joined
14.08.29	64 Caricasulo	Entered Pits
14.09.24	66 Sykes	Entered Pits
14.11.31	64 Caricasulo	Retired
14.14.40	60 van der Mark	Technical Problem - Turn 1
14.16.57	60 van der Mark	Out
14.20.15	66 Sykes	Exited Pits
14.21.14	36 Mercado	Technical Problem - Turn 6
14.22.05	36 Mercado	Out
14.22.54		2/3 of Race Distance Completed
14.24.55	77 Scheib	Entered Pits
14.27.17	77 Scheib	Retired
14.35.52		End Of Session

01/08/2020 Start End The results are provisional until the end of the time limit for protests and appeals
 14:00 14:35 and the completion of the technical checks.

These data/results cannot be reproduced, stored and/or transmitted in whole or in part by any manner of electronic, mechanical, photocopying, recording, broadcasting or otherwise now known or herein after developed without the previous express consent by the copyright owner, except for reproduction in daily press and regular printed publications on sale to the public within 60 days of the event related to those data/results and always provided that copyright symbol appears together as follows below.

© DORNA WSBK ORGANIZATION Srl 2020





Jerez 4.423 m

1 / 4

Pirelli Spanish Round, 31 July - 2 August 2020
Lap Chart Race 1

Lap																					
	1	2	3	4	5	6	7	8	9	10	11	12	13	14	15	16	17	18	19	20	
1	1	1	1	1	1	1	1	1	1	1	1	1	1	1	1	45	45	45	45	45	45
2	54	54	54	54	54	54	54	54	54	54	54	45	45	45	1	1	1	1	1	1	1
3	45	45	45	45	45	45	45	45	45	45	45	54	54	54	54	54	54	54	54	54	54
4	76	76	76	76	76	76	76	76	76	76	76	76	76	76	76	76	76	76	76	76	76
5	66	66	66	7	7	7	7	7	7	7	7	7	7	7	7	7	7	7	76	76	76
6	19	19	7	60	60	60	19	19	21	21	21	21	21	21	21	21	21	21	21	21	21
7	60	91	91	19	19	19	21	21	19	19	19	19	19	19	19	19	19	19	19	19	19
8	91	7	19	66	21	21	60	60	91	22	22	22	33	33	33	33	33	33	33	33	33
9	50	60	60	91	91	91	91	91	22	91	91	33	22	22	22	22	22	22	22	22	22
10	7	21	21	21	22	22	22	22	33	33	33	91	91	91	91	91	91	91	91	91	91
11	21	22	22	22	31	33	33	33	31	31	31	31	31	31	31	31	31	31	31	31	31
12	22	50	64	31	33	31	31	31	36	36	36	12	12	12	12	12	12	12	12	12	23
13	31	31	50	12	12	12	36	36	12	12	12	23	23	23	23	23	23	23	23	23	12
14	12	64	31	33	50	36	12	12	23	23	23	11	11	11	11	11	11	11	11	11	11
15	64	12	12	50	36	50	23	23	11	11	11	50	50	50	50	50	50	50	50	50	50
16	23	23	33	36	23	23	50	50	50	50	50	77	20	20	20	20	20	20	20	20	20
17	20	33	23	23	11	11	11	11	77	77	77	20	77	63	63	63	63	63	63	63	63
18	36	36	36	11	77	77	77	77	63	20	20	63	63	13	13	13	13	13	13	13	13
19	11	11	11	77	20	20	20	63	20	63	63	13	13	66							
20	33	20	77	20	63	63	63	20	13	13	13	66	66								
21	77	77	20	63	13	13	13	13	66	66	66										
22	63	63	63	13	66	66	66	66													
23	13	13	13																		

Final Result		
1	45 S. REDDING	Laps 20
2	1 J. REA	1.147
3	54 T. RAZGATLIOGLU	2.252
4	7 C. DAVIES	2.699
5	76 L. BAZ	3.301
6	21 M. RINALDI	6.367
7	19 A. BAUTISTA	10.228
8	33 M. MELANDRI	18.713
9	22 A. LOWES	20.421
10	91 L. HASLAM	24.361
11	31 G. GERLOFF	26.610
12	23 C. PONSSON	34.651
13	12 X. FORES	34.709
14	11 S. CORTESE	38.138
15	50 E. LAVERTY	38.365
16	20 S. BARRIER	49.601
17	63 L. GABELLINI	52.357
18	13 T. TAKAHASHI	53.802
NC	66 T. SYKES	6 Laps
RET	77 M. SCHEIB	7 Laps
RET	36 L. MERCADO	9 Laps
RET	60 M. VAN DER MARK	12 Laps
RET	64 F. CARICASULO	17 Laps

01/08/2020

These data/results cannot be reproduced, stored and/or transmitted in whole or in part by any manner of electronic, mechanical, photocopying, recording, broadcasting or otherwise now known or herein after developed without the previous express consent by the copyright owner, except for reproduction in daily press and regular printed publications on sale to the public within 60 days of the event related to those data/results and always provided that copyright symbol appears together as follows below.

© DORNA WSBK ORGANIZATION Srl 2020

FCR PERUGIA TIMING


Official Tyre Supplier



Official Timekeeper



Jerez 4.423 m

Pirelli Spanish Round, 31 July - 2 August 2020
Lap Chart Race 1
2 / 4

Lap 1		
1	1 J.Rea	1'45.645
2	54 T.Razgatioglu	0.317
3	45 S.Redding	0.386
4	76 L.Baz	0.869
5	66 T.Sykes	1.461
6	19 A.Bautista	1.693
7	60 M.van der Mark	1.962
8	91 L.Haslam	1.965
9	50 E.Lavery	2.420
10	7 C.Davies	2.577
11	21 M.Rinaldi	2.624
12	22 A.Lowes	2.958
13	31 G.Gerloff	3.229
14	12 X.Fores	3.700
15	64 F.Caricasulo	3.837
16	23 C.Ponsson	4.531
17	20 S.Barrier	5.069
18	36 L.Mercado	5.237
19	11 S.Cortese	5.377
20	33 M.Melandri	5.380
21	77 M.Scheib	5.697
22	63 L.Gabellini	6.096
23	13 T.Takahashi	6.681

Lap 4		
1	1 J.Rea	6'49.059
2	54 T.Razgatioglu	0.184
3	45 S.Redding	0.468
4	76 L.Baz	0.933
5	7 C.Davies	3.316
6	60 M.van der Mark	4.274
7	19 A.Bautista	4.544
8	66 T.Sykes	4.545
9	91 L.Haslam	4.952
10	21 M.Rinaldi	4.991
11	22 A.Lowes	5.459
12	31 G.Gerloff	8.591
13	12 X.Fores	8.738
14	33 M.Melandri	8.752
15	50 E.Lavery	8.862
16	36 L.Mercado	9.451
17	23 C.Ponsson	9.634
18	11 S.Cortese	10.679
19	77 M.Scheib	11.609
20	20 S.Barrier	12.741
21	63 L.Gabellini	13.413
22	13 T.Takahashi	15.796

2	54 T.Razgatioglu	0.377
3	45 S.Redding	0.732
4	76 L.Baz	1.718
5	7 C.Davies	3.847
6	19 A.Bautista	6.368
7	21 M.Rinaldi	6.585
8	60 M.van der Mark	6.607
9	91 L.Haslam	7.703
10	22 A.Lowes	8.282
11	33 M.Melandri	11.306
12	31 G.Gerloff	12.375
13	36 L.Mercado	14.065
14	12 X.Fores	14.327
15	23 C.Ponsson	15.557
16	50 E.Lavery	15.750
17	11 S.Cortese	15.974
18	77 M.Scheib	18.207
19	20 S.Barrier	19.797
20	63 L.Gabellini	20.524
21	13 T.Takahashi	22.892
22	66 T.Sykes	

Lap 11		
1	1 J.Rea	18'41.110
2	54 T.Razgatioglu	0.195
3	45 S.Redding	0.328
4	76 L.Baz	0.915
5	7 C.Davies	2.278
6	21 M.Rinaldi	5.135
7	19 A.Bautista	6.539
8	22 A.Lowes	11.718
9	91 L.Haslam	12.023
10	33 M.Melandri	12.091
11	31 G.Gerloff	16.029
12	36 L.Mercado	16.057
13	12 X.Fores	19.825
14	23 C.Ponsson	20.382
15	11 S.Cortese	23.875
16	50 E.Lavery	23.962
17	77 M.Scheib	27.677
18	20 S.Barrier	27.834
19	63 L.Gabellini	28.601
20	13 T.Takahashi	31.423
21	66 T.Sykes	

Lap 2		
1	1 J.Rea	3'26.446
2	54 T.Razgatioglu	0.336
3	45 S.Redding	0.487
4	76 L.Baz	1.172
5	66 T.Sykes	2.258
6	19 A.Bautista	2.455
7	91 L.Haslam	2.642
8	7 C.Davies	2.799
9	60 M.van der Mark	3.065
10	21 M.Rinaldi	3.771
11	22 A.Lowes	4.213
12	50 E.Lavery	4.912
13	31 G.Gerloff	4.989
14	64 F.Caricasulo	5.165
15	12 X.Fores	5.623
16	23 C.Ponsson	5.980
17	33 M.Melandri	6.310
18	36 L.Mercado	7.257
19	11 S.Cortese	7.695
20	20 S.Barrier	7.712
21	77 M.Scheib	8.176
22	63 L.Gabellini	9.039
23	13 T.Takahashi	10.330

Lap 5		
1	1 J.Rea	8'30.469
2	54 T.Razgatioglu	0.421
3	45 S.Redding	0.482
4	76 L.Baz	1.309
5	7 C.Davies	3.383
6	60 M.van der Mark	4.773
7	19 A.Bautista	4.930
8	21 M.Rinaldi	5.284
9	91 L.Haslam	5.667
10	22 A.Lowes	6.293
11	31 G.Gerloff	9.513
12	33 M.Melandri	9.681
13	12 X.Fores	10.091
14	50 E.Lavery	11.022
15	36 L.Mercado	11.110
16	23 C.Ponsson	11.403
17	11 S.Cortese	12.024
18	77 M.Scheib	13.336
19	20 S.Barrier	15.142
20	63 L.Gabellini	15.528
21	13 T.Takahashi	18.262
22	66 T.Sykes	

Lap 8		
1	1 J.Rea	13'34.940
2	54 T.Razgatioglu	0.119
3	45 S.Redding	0.351
4	76 L.Baz	1.381
5	7 C.Davies	3.863
6	19 A.Bautista	6.385
7	21 M.Rinaldi	6.488
8	60 M.van der Mark	7.237
9	91 L.Haslam	8.734
10	22 A.Lowes	8.828
11	33 M.Melandri	11.522
12	31 G.Gerloff	13.461
13	36 L.Mercado	14.688
14	12 X.Fores	15.584
15	23 C.Ponsson	16.663
16	50 E.Lavery	17.723
17	11 S.Cortese	17.939
18	77 M.Scheib	20.522
19	63 L.Gabellini	22.286
20	20 S.Barrier	22.528
21	13 T.Takahashi	25.144
22	66 T.Sykes	

Lap 12		
1	1 J.Rea	20'23.147
2	45 S.Redding	0.188
3	54 T.Razgatioglu	0.675
4	76 L.Baz	0.984
5	7 C.Davies	2.138
6	21 M.Rinaldi	4.752
7	19 A.Bautista	6.693
8	22 A.Lowes	12.648
9	33 M.Melandri	12.946
10	91 L.Haslam	12.958
11	31 G.Gerloff	17.212
12	12 X.Fores	21.208
13	23 C.Ponsson	21.663
14	11 S.Cortese	25.515
15	50 E.Lavery	26.015
16	77 M.Scheib	29.975
17	20 S.Barrier	30.130
18	63 L.Gabellini	30.687
19	13 T.Takahashi	34.369
20	66 T.Sykes	

Lap 3		
1	1 J.Rea	5'07.714
2	54 T.Razgatioglu	0.115
3	45 S.Redding	0.257
4	76 L.Baz	1.110
5	66 T.Sykes	2.581
6	7 C.Davies	3.391
7	91 L.Haslam	3.401
8	19 A.Bautista	3.723
9	60 M.van der Mark	3.964
10	21 M.Rinaldi	4.149
11	22 A.Lowes	4.746
12	64 F.Caricasulo	6.160
13	50 E.Lavery	6.870
14	31 G.Gerloff	7.075
15	12 X.Fores	7.239
16	33 M.Melandri	7.325
17	23 C.Ponsson	8.088
18	36 L.Mercado	8.240
19	11 S.Cortese	9.221
20	77 M.Scheib	10.158
21	20 S.Barrier	10.524
22	63 L.Gabellini	11.476
23	13 T.Takahashi	13.385

Lap 6		
1	1 J.Rea	10'11.813
2	54 T.Razgatioglu	0.331
3	45 S.Redding	0.608
4	76 L.Baz	1.468
5	7 C.Davies	3.664
6	60 M.van der Mark	5.438
7	19 A.Bautista	5.612
8	21 M.Rinaldi	5.826
9	91 L.Haslam	6.531
10	22 A.Lowes	7.069
11	33 M.Melandri	10.646
12	31 G.Gerloff	10.987
13	12 X.Fores	11.416
14	36 L.Mercado	12.415
15	50 E.Lavery	13.001
16	23 C.Ponsson	13.393
17	11 S.Cortese	13.869
18	77 M.Scheib	15.453
19	20 S.Barrier	17.573
20	63 L.Gabellini	17.597
21	13 T.Takahashi	20.436
22	66 T.Sykes	

Lap 9		
1	1 J.Rea	15'17.009
2	54 T.Razgatioglu	0.237
3	45 S.Redding	0.312
4	76 L.Baz	1.067
5	7 C.Davies	3.195
6	21 M.Rinaldi	6.085
7	19 A.Bautista	6.492
8	91 L.Haslam	10.365
9	22 A.Lowes	10.395
10	33 M.Melandri	11.867
11	31 G.Gerloff	14.376
12	36 L.Mercado	15.102
13	12 X.Fores	16.707
14	23 C.Ponsson	17.696
15	11 S.Cortese	19.863
16	50 E.Lavery	20.559
17	77 M.Scheib	22.875
18	63 L.Gabellini	23.707
19	20 S.Barrier	24.326
20	13 T.Takahashi	27.363
21	66 T.Sykes	

Lap 13		
1	1 J.Rea	22'04.993
2	45 S.Redding	0.220
3	54 T.Razgatioglu	0.563
4	76 L.Baz	0.966
5	7 C.Davies	2.249
6	21 M.Rinaldi	4.763
7	19 A.Bautista	6.982
8	33 M.Melandri	13.703
9	22 A.Lowes	14.270
10	91 L.Haslam	14.601
11	31 G.Gerloff	18.214
12	12 X.Fores	22.951

Lap 7		
1	1 J.Rea	11'53.112

Lap 10		
1	1 J.Rea	16'59.133
2	54 T.Razgatioglu	0.305
3	45 S.Redding	0.321
4	76 L.Baz	0.965
5	7 C.Davies	2.648

01/08/2020

These data/results cannot be reproduced, stored and/or transmitted in whole or in part by any manner of electronic, mechanical, photocopying, recording, broadcasting or otherwise now known or herein after developed without the previous express consent by the copyright owner, except for reproduction in daily press and regular printed publications on sale to the public within 60 days of the event related to those data/results and always provided that copyright symbol appears together as follows below.

© DORNA WSBK ORGANIZATION Srl 2020



Jerez 4.423 m

3 / 4

Pirelli Spanish Round, 31 July - 2 August 2020

Lap Chart Race 1

13	23	C.Ponsson	23.313	4	76	L.Baz	1.497
14	11	S.Cortese	27.159	5	7	C.Davies	1.506
15	50	E.Lavery	27.645	6	21	M.Rinaldi	3.804
16	20	S.Barrier	32.394	7	19	A.Bautista	7.576
17	77	M.Scheib	32.396	8	33	M.Melandri	14.758
18	63	L.Gabellini	32.911	9	22	A.Lowes	15.909
19	13	T.Takahashi	37.200	10	91	L.Haslam	19.040
20	66	T.Sykes		11	31	G.Gerloff	21.963

Lap 14

1	1	J.Rea	23'47.251	15	50	E.Lavery	33.633
2	45	S.Redding	0.099	16	20	S.Barrier	40.131
3	54	T.Razgatioglu	0.398	17	63	L.Gabellini	42.996
4	76	L.Baz	0.864	18	13	T.Takahashi	46.411
5	7	C.Davies	1.704				
6	21	M.Rinaldi	4.277				
7	19	A.Bautista	6.907				
8	33	M.Melandri	13.604				
9	22	A.Lowes	14.637				
10	91	L.Haslam	15.418				
11	31	G.Gerloff	18.926				
12	12	X.Fores	24.163				
13	23	C.Ponsson	24.497				
14	11	S.Cortese	28.290				
15	50	E.Lavery	29.020				
16	20	S.Barrier	34.022				
17	63	L.Gabellini	34.863				
18	13	T.Takahashi	39.412				
19	66	T.Sykes					

Lap 18

1	45	S.Redding	30'35.247	15	50	E.Lavery	35.445
2	1	J.Rea	0.703	16	20	S.Barrier	43.537
3	54	T.Razgatioglu	1.241	17	63	L.Gabellini	46.364
4	7	C.Davies	1.465	18	13	T.Takahashi	49.071
5	76	L.Baz	2.393				
6	21	M.Rinaldi	4.034				
7	19	A.Bautista	8.409				
8	33	M.Melandri	15.369				
9	22	A.Lowes	17.284				
10	91	L.Haslam	20.825				
11	31	G.Gerloff	23.409				
12	12	X.Fores	31.029				
13	23	C.Ponsson	31.415				
14	11	S.Cortese	34.693				
15	50	E.Lavery	35.445				
16	20	S.Barrier	43.537				
17	63	L.Gabellini	46.364				
18	13	T.Takahashi	49.071				

Lap 19

1	45	S.Redding	32'17.076	15	50	E.Lavery	36.947
2	1	J.Rea	0.916	16	20	S.Barrier	46.211
3	54	T.Razgatioglu	1.568	17	63	L.Gabellini	49.368
4	7	C.Davies	1.621	18	13	T.Takahashi	51.415
5	76	L.Baz	2.849				
6	21	M.Rinaldi	4.394				
7	19	A.Bautista	9.374				
8	33	M.Melandri	15.981				
9	22	A.Lowes	18.588				
10	91	L.Haslam	22.397				
11	31	G.Gerloff	25.069				
12	12	X.Fores	32.709				
13	23	C.Ponsson	32.966				
14	11	S.Cortese	36.334				
15	50	E.Lavery	36.947				
16	20	S.Barrier	46.211				
17	63	L.Gabellini	49.368				
18	13	T.Takahashi	51.415				

Lap 20

1	45	S.Redding	33'58.961	15	50	E.Lavery	38.365
2	1	J.Rea	1.147	16	20	S.Barrier	49.601
3	54	T.Razgatioglu	2.252	17	63	L.Gabellini	52.357
4	7	C.Davies	2.699	18	13	T.Takahashi	53.802
5	76	L.Baz	3.301				
6	21	M.Rinaldi	6.367				
7	19	A.Bautista	10.228				
8	33	M.Melandri	18.713				
9	22	A.Lowes	20.421				
10	91	L.Haslam	24.361				
11	31	G.Gerloff	26.610				
12	23	C.Ponsson	34.651				
13	12	X.Fores	34.709				
14	11	S.Cortese	38.138				
15	50	E.Lavery	38.365				
16	20	S.Barrier	49.601				
17	63	L.Gabellini	52.357				
18	13	T.Takahashi	53.802				

Lap 16

1	45	S.Redding	27'11.828				
2	1	J.Rea	0.359				
3	54	T.Razgatioglu	0.486				
4	76	L.Baz	1.052				
5	7	C.Davies	1.155				
6	21	M.Rinaldi	3.478				
7	19	A.Bautista	6.944				
8	33	M.Melandri	13.941				
9	22	A.Lowes	15.043				
10	91	L.Haslam	17.227				
11	31	G.Gerloff	20.598				
12	12	X.Fores	26.989				
13	23	C.Ponsson	27.317				
14	11	S.Cortese	31.140				
15	50	E.Lavery	31.736				
16	20	S.Barrier	37.915				
17	63	L.Gabellini	39.484				
18	13	T.Takahashi	43.662				

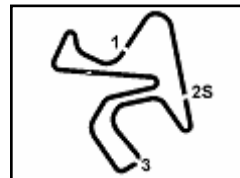
Lap 17

1	45	S.Redding	28'53.495				
2	1	J.Rea	0.691				
3	54	T.Razgatioglu	1.012				

01/08/2020

These data/results cannot be reproduced, stored and/or transmitted in whole or in part by any manner of electronic, mechanical, photocopying, recording, broadcasting or otherwise now known or herein after developed without the previous express consent by the copyright owner, except for reproduction in daily press and regular printed publications on sale to the public within 60 days of the event related to those data/results and always provided that copyright symbol appears together as follows below.

© DORNA WSBK ORGANIZATION Srl 2020



Jerez 4.423 m

4 / 4

Pirelli Spanish Round, 31 July - 2 August 2020

Lap Chart Race 1

Race Pace Comparison

	45 Red	1 Rea	54 Raz	7 Dav	76 Baz	21 Rin	19 Bau	33 Mel	22 Low	91 Has	31 Ger	23 Pon	12 For	11 Cor
1	1'46.031	1'45.645	1'45.962	1'48.222	1'46.514	1'48.269	1'47.338	1'51.025	1'48.603	1'47.610	1'48.874	1'50.176	1'49.345	1'51.022
2	1'40.902	1'40.801	1'40.820	1'41.023	1'41.104	1'41.948	1'41.563	1'41.731	1'42.056	1'41.478	1'42.561	1'42.250	1'42.724	1'43.119
3	1'41.038	1'41.268	1'41.047	1'41.860	1'41.206	1'41.646	1'42.536	1'42.283	1'41.801	1'42.027	1'43.354	1'43.376	1'42.884	1'42.794
4	1'41.556	1'41.345	1'41.414	1'41.270	1'41.168	1'42.187	1'42.166	1'42.772	1'42.058	1'42.896	1'42.861	1'42.891	1'42.844	1'42.803
5	1'41.424	1'41.410	1'41.647	1'41.477	1'41.786	1'41.703	1'41.796	1'42.339	1'42.244	1'42.125	1'42.332	1'43.179	1'42.763	1'42.755
6	1'41.470	1'41.344	1'41.254	1'41.625	1'41.503	1'41.886	1'42.026	1'42.309	1'42.120	1'42.208	1'42.818	1'43.334	1'42.669	1'43.189
7	1'41.423	1'41.299	1'41.345	1'41.482	1'41.549	1'42.058	1'42.055	1'41.959	1'42.512	1'42.471	1'42.687	1'43.463	1'44.210	1'43.404
8	1'41.447	1'41.828	1'41.570	1'41.844	1'41.491	1'41.731	1'41.845	1'42.044	1'42.374	1'42.859	1'42.914	1'42.934	1'43.085	1'43.793
9	1'42.030	1'42.069	1'42.187	1'41.401	1'41.755	1'41.666	1'42.176	1'42.414	1'43.636	1'43.700	1'42.984	1'43.102	1'43.192	1'43.993
10	1'42.133	1'42.124	1'42.192	1'41.577	1'42.022	1'41.496	1'42.015	1'42.131	1'42.842	1'43.124	1'42.773	1'43.374	1'43.090	1'43.598
11	1'41.984	1'41.977	1'41.867	1'41.607	1'41.927	1'41.655	1'42.133	1'42.194	1'42.582	1'42.635	1'42.981	1'43.413	1'44.129	1'44.515
12	1'41.897	1'42.037	1'42.517	1'41.897	1'42.106	1'41.654	1'42.191	1'42.892	1'42.967	1'42.972	1'43.220	1'43.318	1'43.420	1'43.677
13	1'41.878	1'41.846	1'41.734	1'41.957	1'41.828	1'41.857	1'42.135	1'42.603	1'43.468	1'43.489	1'42.848	1'43.496	1'43.589	1'43.490
14	1'42.137	1'42.258	1'42.093	1'41.713	1'42.156	1'41.772	1'42.183	1'42.159	1'42.625	1'43.075	1'42.970	1'43.442	1'43.470	1'43.389
15	1'42.050	1'42.557	1'42.432	1'41.905	1'42.391	1'41.904	1'42.317	1'42.375	1'42.370	1'43.014	1'43.196	1'43.723	1'43.692	1'43.837
16	1'42.428	1'42.379	1'42.233	1'42.123	1'42.374	1'41.874	1'42.297	1'42.539	1'42.613	1'43.372	1'43.053	1'43.674	1'43.711	1'43.590
17	1'41.667	1'41.999	1'42.193	1'42.018	1'42.112	1'41.993	1'42.299	1'42.484	1'42.533	1'43.480	1'43.032	1'43.632	1'43.735	1'43.476
18	1'41.752	1'41.764	1'41.981	1'41.711	1'42.648	1'41.982	1'42.585	1'42.363	1'43.127	1'43.537	1'43.198	1'43.885	1'43.724	1'43.496
19	1'41.829	1'42.042	1'42.156	1'41.985	1'42.285	1'42.189	1'42.794	1'42.441	1'43.133	1'43.401	1'43.489	1'43.380	1'43.509	1'43.470
20	1'41.885	1'42.116	1'42.569	1'42.963	1'42.337	1'43.858	1'42.739	1'44.617	1'43.718	1'43.849	1'43.426	1'43.570	1'43.885	1'43.689

	50 Lav	20 Bar	63 Gab	13 Tak	66 Syk	77 Sch	36 Mer	60 vdM	64 Car
1	1'48.065	1'50.714	1'51.741	1'52.326	1'47.106	1'51.342	1'50.882	1'47.607	1'49.482
2	1'43.293	1'43.444	1'43.744	1'44.450	1'41.598	1'43.280	1'42.821	1'41.904	1'42.129
3	1'43.226	1'44.080	1'43.705	1'44.323	1'41.591	1'43.250	1'42.251	1'42.167	1'42.263
4	1'43.337	1'43.562	1'43.282	1'43.756	1'43.309	1'42.796	1'42.556	1'41.655	
5	1'43.570	1'43.811	1'43.525	1'43.876	1'40.105	1'43.137	1'43.069	1'41.909	
6	1'43.323	1'43.775	1'43.413	1'43.518	1'48.503	1'43.461	1'42.649	1'42.009	
7	1'44.048	1'43.523	1'44.226	1'43.755	1'41.715	1'44.053	1'42.949	1'42.468	
8	1'43.801	1'44.559	1'43.590	1'44.080	1'41.785	1'44.143	1'42.451	1'42.458	
9	1'44.905	1'43.867	1'43.490	1'44.288	1'41.770	1'44.422	1'42.483		
10	1'43.626	1'43.857	1'44.914	1'43.792	1'42.034	1'44.547	1'42.482		
11	1'43.878	1'43.752	1'44.081	1'44.369	1'41.794	1'44.356	1'42.574		
12	1'44.090	1'44.333	1'44.123	1'44.983	1'41.936	1'44.335			
13	1'43.476	1'44.110	1'44.070	1'44.677	1'41.802	1'44.267			
14	1'43.633	1'43.886	1'44.210	1'44.470	1'41.845				
15	1'43.658	1'44.364	1'44.514	1'44.287					
16	1'43.635	1'44.106	1'44.684	1'44.540					
17	1'43.564	1'43.883	1'45.179	1'44.416					
18	1'43.564	1'45.158	1'45.120	1'44.412					
19	1'43.331	1'44.503	1'44.833	1'44.173					
20	1'43.303	1'45.275	1'44.874	1'44.272					

01/08/2020

These data/results cannot be reproduced, stored and/or transmitted in whole or in part by any manner of electronic, mechanical, photocopying, recording, broadcasting or otherwise now known or herein after developed without the previous express consent by the copyright owner, except for reproduction in daily press and regular printed publications on sale to the public within 60 days of the event related to those data/results and always provided that copyright symbol appears together as follows below.

© DORNA WSBK ORGANIZATION Srl 2020

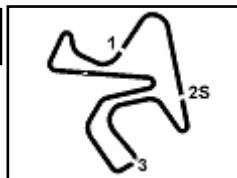
FIGR PERUGIA TIMING



Official Tyre Supplier



Official Timekeeper



Pirelli Spanish Round, 31 July - 2 August 2020 Best Sectors & Speed Race 1

RESULTS

1	45 S. REDDING	Ducati Panigale V4 R	Laps 20
2	1 J. REA	Kawasaki ZX-10RR	1.147
3	54 T. RAZGATLIOGLU	Yamaha YZF R1	2.252
4	7 C. DAVIES	Ducati Panigale V4 R	2.699
5	76 L. BAZ	Yamaha YZF R1	3.301
6	21 M. RINALDI	Ducati Panigale V4 R	6.367
7	19 A. BAUTISTA	Honda CBR1000RR-R	10.228
8	33 M. MELANDRI	Ducati Panigale V4 R	18.713
9	22 A. LOWES	Kawasaki ZX-10RR	20.421
10	91 L. HASLAM	Honda CBR1000RR-R	24.361
11	31 G. GERLOFF	Yamaha YZF R1	26.610
12	23 C. PONSSON	Aprilia RSV4 1000	34.651
13	12 X. FORES	Kawasaki ZX-10RR	34.709
14	11 S. CORTESE	Kawasaki ZX-10RR	38.138
15	50 E. LAVERTY	BMW S1000 RR	38.365
16	20 S. BARRIER	Ducati Panigale V4 R	49.601
17	63 L. GABELLINI	Honda CBR1000RR-R	52.357
18	13 T. TAKAHASHI	Honda CBR1000RR-R	53.802
NC	66 T. SYKES	BMW S1000 RR	6 Laps
RET	77 M. SCHEIB	Kawasaki ZX-10RR	7 Laps
RET	36 L. MERCADO	Ducati Panigale V4 R	9 Laps
RET	60 M. VAN DER MARK	Yamaha YZF R1	12 Laps
RET	64 F. CARICASULO	Yamaha YZF R1	17 Laps

SPEED

1	7 C. DAVIES	Ducati Panigale V4 R	283,6
2	33 M. MELANDRI	Ducati Panigale V4 R	282,9
3	19 A. BAUTISTA	Honda CBR1000RR-R	281,4
4	91 L. HASLAM	Honda CBR1000RR-R	280,7
5	45 S. REDDING	Ducati Panigale V4 R	278,6
6	21 M. RINALDI	Ducati Panigale V4 R	278,6
7	22 A. LOWES	Kawasaki ZX-10RR	277,2
8	1 J. REA	Kawasaki ZX-10RR	276,5
9	50 E. LAVERTY	BMW S1000 RR	275,8
10	23 C. PONSSON	Aprilia RSV4 1000	275,8
11	36 L. MERCADO	Ducati Panigale V4 R	275,8
12	20 S. BARRIER	Ducati Panigale V4 R	275,1
13	31 G. GERLOFF	Yamaha YZF R1	275,1
14	12 X. FORES	Kawasaki ZX-10RR	274,5
15	60 M. VAN DER MARK	Yamaha YZF R1	273,8
16	64 F. CARICASULO	Yamaha YZF R1	273,1
17	11 S. CORTESE	Kawasaki ZX-10RR	273,1
18	76 L. BAZ	Yamaha YZF R1	273,1
19	66 T. SYKES	BMW S1000 RR	272,4
20	54 T. RAZGATLIOGLU	Yamaha YZF R1	271,1
21	77 M. SCHEIB	Kawasaki ZX-10RR	270,4
22	13 T. TAKAHASHI	Honda CBR1000RR-R	270,4
23	63 L. GABELLINI	Honda CBR1000RR-R	269,8

SEG. 1

1	1 J. REA	25.121
2	54 T. RAZGATLIOGLU	25.160
3	66 T. SYKES	25.161
4	76 L. BAZ	25.177
5	7 C. DAVIES	25.224
6	45 S. REDDING	25.267
7	21 M. RINALDI	25.348
8	60 M. VAN DER MARK	25.373
9	64 F. CARICASULO	25.417
10	23 C. PONSSON	25.425
11	33 M. MELANDRI	25.427
12	19 A. BAUTISTA	25.432
13	31 G. GERLOFF	25.473
14	50 E. LAVERTY	25.487
15	12 X. FORES	25.498
16	22 A. LOWES	25.507
17	91 L. HASLAM	25.521
18	36 L. MERCADO	25.557
19	77 M. SCHEIB	25.631
20	11 S. CORTESE	25.713
21	63 L. GABELLINI	25.742
22	20 S. BARRIER	25.775
23	13 T. TAKAHASHI	25.835

SEG. 2

1	19 A. BAUTISTA	14.727
2	91 L. HASLAM	14.731
3	7 C. DAVIES	14.733
4	45 S. REDDING	14.763
5	22 A. LOWES	14.822
6	66 T. SYKES	14.838
7	60 M. VAN DER MARK	14.847
8	33 M. MELANDRI	14.847
9	21 M. RINALDI	14.849
10	76 L. BAZ	14.871
11	54 T. RAZGATLIOGLU	14.879
12	1 J. REA	14.899
13	50 E. LAVERTY	14.911
14	64 F. CARICASULO	14.934
15	12 X. FORES	14.959
16	20 S. BARRIER	14.963
17	11 S. CORTESE	14.967
18	36 L. MERCADO	14.984
19	31 G. GERLOFF	14.984
20	23 C. PONSSON	15.028
21	77 M. SCHEIB	15.087
22	63 L. GABELLINI	15.096
23	13 T. TAKAHASHI	15.148

SEG. 3

1	1 J. REA	29.922
2	54 T. RAZGATLIOGLU	29.953
3	76 L. BAZ	30.010
4	45 S. REDDING	30.144
5	7 C. DAVIES	30.185
6	21 M. RINALDI	30.190
7	91 L. HASLAM	30.196
8	66 T. SYKES	30.204
9	19 A. BAUTISTA	30.206
10	22 A. LOWES	30.274
11	60 M. VAN DER MARK	30.307
12	33 M. MELANDRI	30.389
13	23 C. PONSSON	30.424
14	36 L. MERCADO	30.434
15	50 E. LAVERTY	30.458
16	64 F. CARICASULO	30.542
17	77 M. SCHEIB	30.542
18	31 G. GERLOFF	30.595
19	11 S. CORTESE	30.599
20	63 L. GABELLINI	30.609
21	12 X. FORES	30.626
22	13 T. TAKAHASHI	30.781
23	20 S. BARRIER	30.824

SEG. 4

1	45 S. REDDING	30.714
2	54 T. RAZGATLIOGLU	30.801
3	7 C. DAVIES	30.818
4	1 J. REA	30.823
5	21 M. RINALDI	30.841
6	33 M. MELANDRI	30.886
7	91 L. HASLAM	30.906
8	22 A. LOWES	30.926
9	76 L. BAZ	30.926
10	19 A. BAUTISTA	30.955
11	60 M. VAN DER MARK	30.970
12	64 F. CARICASULO	31.020
13	66 T. SYKES	31.060
14	31 G. GERLOFF	31.098
15	36 L. MERCADO	31.130
16	12 X. FORES	31.175
17	50 E. LAVERTY	31.230
18	11 S. CORTESE	31.293
19	23 C. PONSSON	31.367
20	77 M. SCHEIB	31.423
21	20 S. BARRIER	31.541
22	13 T. TAKAHASHI	31.617
23	63 L. GABELLINI	31.665

01/08/2020

These data/results cannot be reproduced, stored and/or transmitted in whole or in part by any manner of electronic, mechanical, photocopying, recording, broadcasting or otherwise now known or herein after developed without the previous express consent by the copyright owner, except for reproduction in daily press and regular printed publications on sale to the public within 60 days of the event related to those data/results and always provided that copyright symbol appears together as follows below.

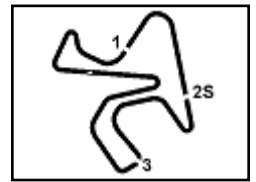
© DORNA WSBK ORGANIZATION Srl 2020

FICR PERUGIA TIMING


Official Tyre Supplier



Official Timekeeper



Pirelli Spanish Round, 31 July - 2 August 2020 Chronological Analysis Race 1

Jerez 4.423 m

Start at 14:00'39.983

1 / 4

1° 45 S. REDDING (1'40.902)							
Lap	Seg.1	Seg.2	Seg.3	Seg.4	Lap Time	km/h	Local Time
1		14.773	30.224	30.810	1'46.031	277,9	14:02'26.014
2	25.281	14.763	30.144	30.714	1'40.902	278,6	14:04'06.916
3	25.267	14.790	30.165	30.816	1'41.038	278,6	14:05'47.954
4	25.384	14.804	30.520	30.848	1'41.556	277,2	14:07'29.510
5	25.343	14.850	30.363	30.868	1'41.424	276,5	14:09'10.934
6	25.429	14.976	30.235	30.830	1'41.470	276,5	14:10'52.404
7	25.298	14.855	30.391	30.879	1'41.423	278,6	14:12'33.827
8	25.275	14.858	30.270	31.044	1'41.447	278,6	14:14'15.274
9	25.489	14.887	30.478	31.176	1'42.030	277,2	14:15'57.304
10	25.581	14.911	30.627	31.014	1'42.133	277,2	14:17'39.437
11	25.518	14.882	30.507	31.077	1'41.984	277,9	14:19'21.421
12	25.490	14.932	30.437	31.038	1'41.897	277,9	14:21'03.318
13	25.367	14.812	30.523	31.176	1'41.878	277,2	14:22'45.196
14	25.481	15.050	30.498	31.108	1'42.137	274,5	14:24'27.333
15	25.536	14.867	30.640	31.007	1'42.050	277,2	14:26'09.383
16	25.590	15.021	30.713	31.104	1'42.428	275,8	14:27'51.811
17	25.465	14.929	30.315	30.958	1'41.667	276,5	14:29'33.478
18	25.375	15.083	30.335	30.959	1'41.752	275,8	14:31'15.230
19	25.341	14.960	30.394	31.134	1'41.829	277,2	14:32'57.059
20	25.431	15.040	30.285	31.129	1'41.885	278,6	14:34'38.944
Race Time 33'58.961							

16	25.552	15.063	30.464	31.154	1'42.233	269,1	14:27'52.297
17	25.529	15.013	30.433	31.218	1'42.193	268,5	14:29'34.490
18	25.385	15.126	30.349	31.121	1'41.981	267,2	14:31'16.471
19	25.445	15.083	30.452	31.176	1'42.156	267,8	14:32'58.627
20	25.579	15.185	30.551	31.254	1'42.569	267,2	14:34'41.196
Race Time 34'01.213							

2° 1 J. REA (1'40.801)							
Lap	Seg.1	Seg.2	Seg.3	Seg.4	Lap Time	km/h	Local Time
1		14.908	29.975	30.959	1'45.645	268,5	14:02'25.628
2	25.144	14.912	29.922	30.823	1'40.801	268,5	14:04'06.429
3	25.121	14.948	30.150	31.049	1'41.268	269,8	14:05'47.697
4	25.236	14.899	30.167	31.043	1'41.345	270,4	14:07'29.042
5	25.215	14.915	30.183	31.097	1'41.410	268,5	14:09'10.452
6	25.216	14.905	30.120	31.103	1'41.344	270,4	14:10'51.796
7	25.210	14.988	30.233	30.868	1'41.299	270,4	14:12'33.095
8	25.352	14.971	30.289	31.216	1'41.828	271,1	14:14'14.923
9	25.410	14.965	30.474	31.220	1'42.069	269,8	14:15'56.993
10	25.496	15.009	30.533	31.086	1'42.124	271,8	14:17'39.116
11	25.438	14.939	30.413	31.187	1'41.977	271,1	14:19'21.093
12	25.354	14.967	30.509	31.207	1'42.037	271,1	14:21'03.130
13	25.329	14.923	30.395	31.199	1'41.846	271,8	14:22'44.976
14	25.418	15.072	30.488	31.280	1'42.258	270,4	14:24'27.234
15	25.470	14.952	31.023	31.112	1'42.557	269,8	14:26'09.791
16	25.460	14.917	30.788	31.214	1'42.379	276,5	14:27'52.170
17	25.408	14.906	30.509	31.176	1'41.999	272,4	14:29'34.169
18	25.385	14.971	30.381	31.027	1'41.764	272,4	14:31'15.933
19	25.514	14.984	30.443	31.101	1'42.042	272,4	14:32'57.975
20	25.491	15.081	30.387	31.157	1'42.116	272,4	14:34'40.091
Race Time 34'00.108							

4° 7 C. DAVIES (1'41.023)							
Lap	Seg.1	Seg.2	Seg.3	Seg.4	Lap Time	km/h	Local Time
1		14.987	30.462	31.085	1'48.222	278,6	14:02'28.205
2	25.224	14.733	30.185	30.881	1'41.023	283,6	14:04'09.228
3	25.461	14.967	30.614	30.818	1'41.860	280,7	14:05'51.088
4	25.273	14.909	30.218	30.870	1'41.270	277,9	14:07'32.358
5	25.317	14.942	30.293	30.925	1'41.477	276,5	14:09'13.835
6	25.430	14.952	30.268	30.975	1'41.625	277,2	14:10'55.460
7	25.320	14.930	30.233	30.999	1'41.482	275,8	14:12'36.942
8	25.400	15.142	30.381	30.921	1'41.844	277,2	14:14'18.786
9	25.316	14.899	30.241	30.945	1'41.401	276,5	14:16'00.187
10	25.364	14.905	30.312	30.996	1'41.577	277,9	14:17'41.764
11	25.379	14.890	30.404	30.934	1'41.607	278,6	14:19'23.371
12	25.613	14.935	30.398	30.951	1'41.897	277,9	14:21'05.268
13	25.550	14.875	30.415	31.117	1'41.957	280,0	14:22'47.225
14	25.455	14.967	30.354	30.937	1'41.713	279,3	14:24'28.938
15	25.539	14.917	30.440	31.009	1'41.905	278,6	14:26'10.843
16	25.517	14.922	30.735	30.949	1'42.123	281,4	14:27'52.966
17	25.700	14.945	30.430	30.943	1'42.018	280,7	14:29'34.984
18	25.472	14.956	30.390	30.893	1'41.711	280,0	14:31'16.695
19	25.719	14.954	30.329	30.983	1'41.985	278,6	14:32'58.680
20	25.718	15.016	31.128	31.101	1'42.963	277,2	14:34'41.643
Race Time 34'01.660							

3° 54 T. RAZGATLIOGLU (1'40.820)							
Lap	Seg.1	Seg.2	Seg.3	Seg.4	Lap Time	km/h	Local Time
1		14.879	29.953	31.042	1'45.962	271,1	14:02'25.945
2	25.160	14.882	29.977	30.801	1'40.820	271,1	14:04'06.765
3	25.189	14.920	30.061	30.877	1'41.047	270,4	14:05'47.812
4	25.247	14.957	30.176	31.034	1'41.414	269,8	14:07'29.226
5	25.304	15.037	30.295	31.011	1'41.647	267,2	14:09'10.873
6	25.234	15.013	30.095	30.912	1'41.254	268,5	14:10'52.127
7	25.272	14.993	30.216	30.864	1'41.345	270,4	14:12'33.472
8	25.301	14.961	30.232	31.076	1'41.570	271,1	14:14'15.042
9	25.414	14.962	30.495	31.316	1'42.187	271,1	14:15'57.229
10	25.403	15.073	30.493	31.223	1'42.192	270,4	14:17'39.421
11	25.326	14.966	30.417	31.158	1'41.867	270,4	14:19'21.288
12	25.533	14.986	30.832	31.166	1'42.517	269,8	14:21'03.805
13	25.385	14.934	30.341	31.074	1'41.734	269,8	14:22'45.539
14	25.465	15.050	30.416	31.162	1'42.093	268,5	14:24'27.632
15	25.760	15.059	30.511	31.102	1'42.432	268,5	14:26'10.064

5° 76 L. BAZ (1'41.104)							
Lap	Seg.1	Seg.2	Seg.3	Seg.4	Lap Time	km/h	Local Time
1		14.894	30.075	30.948	1'46.514	272,4	14:02'26.497
2	25.190	14.891	30.010	31.013	1'41.104	269,8	14:04'07.601
3	25.177	14.972	30.030	31.027	1'41.206	269,8	14:05'48.807
4	25.197	14.939	30.106	30.926	1'41.168	268,5	14:07'29.975
5	25.378	14.956	30.300	31.152	1'41.786	269,8	14:09'11.761
6	25.288	14.984	30.227	31.004	1'41.503	269,8	14:10'53.264
7	25.256	14.975	30.282	31.036	1'41.549	269,8	14:12'34.813
8	25.243	14.950	30.215	31.083	1'41.491	269,8	14:14'16.304
9	25.361	14.934	30.280	31.180	1'41.755	269,8	14:15'58.059
10	25.396	15.019	30.326	31.281	1'42.022	271,1	14:17'40.081
11	25.404	14.959	30.319	31.245	1'41.927	271,1	14:19'22.008
12	25.536	14.981	30.356	31.233	1'42.106	270,4	14:21'04.114
13	25.382	14.871	30.399	31.176	1'41.828	273,1	14:22'45.942
14	25.485	15.043	30.394	31.234	1'42.156	271,8	14:24'28.098
15	25.490	15.011	30.671	31.219	1'42.391	272,4	14:26'10.489
16	25.487	15.029	30.649	31.209	1'42.374	271,1	14:27'52.863
17	25.455	14.976	30.362	31.319	1'42.112	271,1	14:29'34.975
18	25.655	15.072	30.663	31.258	1'42.648	273,1	14:31'17.623
19	25.823	14.987	30.291	31.184	1'42.285	271,1	14:32'59.908
20	25.519	15.086	30.442	31.290	1'42.337	271,8	14:34'42.245
Race Time 34'02.262							

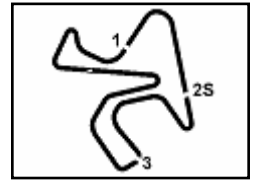
6° 21 M. RINALDI (1'41.496)							
Lap	Seg.1	Seg.2	Seg.3	Seg.4	Lap Time	km/h	Local Time
1		14.953	30.611	31.285	1'48.269	277,2	14:02'28.252
2	25.959	14.958	30.190	30.841	1'41.948	276,5	14:04'10.200
3	25.348	14.993	30.370	30.935	1'41.646	276,5	14:05'51.846
4	25.654	14.849	30.414	31.270	1'42.187	278,6	14:07'34.033
5	25.566	14.865	30.296	30.976	1'41.703	276,5	14:09'15.736
6	25.407	14.970	30.531	30.978	1'41.886	275,8	14:10'57.622
7	25.445	15.117	30.474	31.022	1'42.058	276,5	14:12'39.680
8	25.493	14.911	30.258	31.069	1'41.731	277,2	14:14'21.411
9	25.430	14.961	30.394	30.881	1'41.666	273,8	14:16'03.077

01/08/2020

P = Pits In/Out - C = Lap Time Cancelled

These data/results cannot be reproduced, stored and/or transmitted in whole or in part by any manner of electronic, mechanical, photocopying, recording, broadcasting or otherwise now known or herein after developed without the previous express consent by the copyright owner, except for reproduction in daily press and regular printed publications on sale to the public within 60 days of the event related to those data/results and always provided that copyright symbol appears together as follows below.

© DORNA WSBK ORGANIZATION Srl 2020



Pirelli Spanish Round, 31 July - 2 August 2020 Chronological Analysis Race 1

Jerez 4.423 m

Start at 14:00'39.983

2 / 4

10	25.420	14.893	30.330	30.853	1'41.496	275,8	14:17'44.573	4	25.507	14.958	30.441	31.152	1'42.058	274,5	14:07'34.501
11	25.369	14.885	30.446	30.955	1'41.655	276,5	14:19'26.228	5	25.780	14.885	30.455	31.124	1'42.244	274,5	14:09'16.745
12	25.372	14.952	30.322	31.008	1'41.654	275,8	14:21'07.882	6	25.723	14.934	30.396	31.067	1'42.120	273,8	14:10'58.865
13	25.387	14.860	30.420	31.190	1'41.857	277,9	14:22'49.739	7	25.751	14.977	30.489	31.295	1'42.512	273,8	14:12'41.377
14	25.420	14.973	30.384	30.995	1'41.772	275,1	14:24'31.511	8	25.693	14.947	30.597	31.137	1'42.374	274,5	14:14'23.751
15	25.420	14.903	30.487	31.094	1'41.904	274,5	14:26'13.415	9	26.651	15.008	30.556	31.421	1'43.636	272,4	14:16'07.387
16	25.411	14.905	30.455	31.103	1'41.874	275,8	14:27'55.289	10	26.075	15.028	30.424	31.315	1'42.842	271,8	14:17'50.229
17	25.560	14.924	30.584	30.925	1'41.993	275,1	14:29'37.282	11	25.783	15.038	30.455	31.306	1'42.582	270,4	14:19'32.811
18	25.584	14.961	30.460	30.977	1'41.982	276,5	14:31'19.264	12	25.792	15.049	30.687	31.439	1'42.967	269,8	14:21'15.778
19	25.578	14.928	30.662	31.021	1'42.189	277,2	14:33'01.453	13	25.939	15.029	31.207	31.293	1'43.468	271,8	14:22'59.246
20	25.797	15.114	31.147	31.800	1'43.858	277,2	14:34'45.311	14	25.729	15.074	30.560	31.262	1'42.625	272,4	14:24'41.871

Race Time 34'05.328

7° 19 A. BAUTISTA (1'41.563)							
Lap	Seg.1	Seg.2	Seg.3	Seg.4	Lap Time	km/h	Local Time
1		14.727	30.548	31.118	1'47.338	281,4	14:02'27.321
2	25.471	14.811	30.206	31.075	1'41.563	278,6	14:04'08.884
3	25.697	15.149	30.647	31.043	1'42.536	278,6	14:05'51.420
4	25.456	14.860	30.757	31.093	1'42.166	277,9	14:07'33.586
5	25.523	14.913	30.405	30.955	1'41.796	275,1	14:09'15.382
6	25.631	14.907	30.474	31.014	1'42.026	275,8	14:10'57.408
7	25.553	14.948	30.375	31.179	1'42.055	275,8	14:12'39.463
8	25.435	14.941	30.273	31.196	1'41.845	277,2	14:14'21.308
9	25.432	15.176	30.506	31.062	1'42.176	275,8	14:16'03.484
10	25.612	14.892	30.423	31.088	1'42.015	281,4	14:17'45.499
11	25.577	14.962	30.556	31.038	1'42.133	277,2	14:19'27.632
12	25.581	14.944	30.477	31.189	1'42.191	279,3	14:21'09.823
13	25.588	14.888	30.405	31.254	1'42.135	276,5	14:22'51.958
14	25.544	15.012	30.493	31.134	1'42.183	277,2	14:24'34.141
15	25.528	14.943	30.580	31.266	1'42.317	275,8	14:26'16.458
16	25.611	15.010	30.469	31.207	1'42.297	275,8	14:27'58.755
17	25.673	14.921	30.494	31.211	1'42.299	277,2	14:29'41.054
18	25.516	15.113	30.581	31.375	1'42.585	275,1	14:31'23.639
19	25.615	15.062	30.595	31.522	1'42.794	275,1	14:33'06.433
20	25.681	15.052	30.567	31.439	1'42.739	277,2	14:34'49.172

Race Time 34'09.189

8° 33 M. MELANDRI (1'41.731)							
Lap	Seg.1	Seg.2	Seg.3	Seg.4	Lap Time	km/h	Local Time
1		14.956	32.446	31.393	1'51.025	279,3	14:02'31.008
2	25.609	14.847	30.389	30.886	1'41.731	282,1	14:04'12.739
3	25.427	14.925	30.867	31.064	1'42.283	277,2	14:05'55.022
4	25.654	14.916	30.801	31.401	1'42.772	280,7	14:07'37.794
5	25.703	14.901	30.671	31.064	1'42.339	280,7	14:09'20.133
6	25.599	15.054	30.567	31.089	1'42.309	277,9	14:11'02.442
7	25.493	14.928	30.506	31.032	1'41.959	278,6	14:12'44.401
8	25.494	14.918	30.497	31.135	1'42.044	277,9	14:14'26.445
9	25.796	14.999	30.521	31.098	1'42.414	278,6	14:16'08.859
10	25.700	14.871	30.503	31.057	1'42.131	279,3	14:17'50.990
11	25.657	14.858	30.528	31.151	1'42.194	280,7	14:19'33.184
12	25.849	14.875	30.926	31.242	1'42.892	282,9	14:21'16.076
13	25.756	14.927	30.634	31.286	1'42.603	278,6	14:22'58.679
14	25.646	14.941	30.531	31.041	1'42.159	277,2	14:24'40.838
15	25.655	14.914	30.617	31.189	1'42.375	276,5	14:26'23.213
16	25.680	14.982	30.673	31.204	1'42.539	276,5	14:28'05.752
17	25.659	14.936	30.681	31.208	1'42.484	277,9	14:29'48.236
18	25.562	14.966	30.620	31.215	1'42.363	277,9	14:31'30.599
19	25.697	14.975	30.597	31.172	1'42.441	276,5	14:33'13.040
20	25.854	15.093	30.846	32.824	1'44.617	275,8	14:34'57.657

Race Time 34'17.674

9° 22 A. LOWES (1'41.801)							
Lap	Seg.1	Seg.2	Seg.3	Seg.4	Lap Time	km/h	Local Time
1		14.822	30.729	31.100	1'48.603	277,2	14:02'28.586
2	25.716	14.943	30.471	30.926	1'42.056	277,2	14:04'10.642
3	25.592	14.859	30.274	31.076	1'41.801	273,8	14:05'52.443

10° 91 L. HASLAM (1'41.478)							
Lap	Seg.1	Seg.2	Seg.3	Seg.4	Lap Time	km/h	Local Time
1		14.731	30.672	31.120	1'47.610	280,7	14:02'27.593
2	25.569	14.807	30.196	30.906	1'41.478	278,6	14:04'09.071
3	25.542	14.958	30.533	30.994	1'42.027	274,5	14:05'51.098
4	25.521	14.857	30.771	31.747	1'42.896	280,0	14:07'33.994
5	25.538	15.022	30.594	30.971	1'42.125	278,6	14:09'16.119
6	25.615	14.924	30.474	31.195	1'42.208	277,2	14:10'58.327
7	25.617	14.915	30.647	31.292	1'42.471	277,2	14:12'40.798
8	25.756	14.969	30.684	31.450	1'42.859	277,2	14:14'23.657
9	26.281	15.068	30.794	31.557	1'43.700	272,4	14:16'07.357
10	26.211	14.958	30.712	31.243	1'43.124	280,0	14:17'50.481
11	25.689	14.915	30.751	31.280	1'42.635	279,3	14:19'33.116
12	25.746	14.996	30.737	31.493	1'42.972	277,9	14:21'16.088
13	25.928	14.908	31.285	31.368	1'43.489	279,3	14:22'59.577
14	25.751	15.005	30.878	31.441	1'43.075	276,5	14:24'42.652
15	25.743	15.094	30.623	31.554	1'43.014	276,5	14:26'25.666
16	25.885	15.014	30.853	31.620	1'43.372	275,1	14:28'09.038
17	25.868	15.029	30.796	31.787	1'43.480	273,8	14:29'52.518
18	25.800	15.115	30.918	31.704	1'43.537	273,8	14:31'36.055
19	25.771	15.081	30.965	31.584	1'43.401	275,1	14:33'19.456
20	26.008	15.192	30.950	31.699	1'43.849	274,5	14:35'03.305

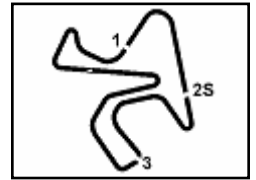
Race Time 34'23.322

11° 31 G. GERLOFF (1'42.332)								
Lap	Seg.1	Seg.2	Seg.3	Seg.4	Lap Time	km/h	Local Time	
1			15.013	30.753	31.098	1'48.874	275,1	14:02'28.857
2	25.604	15.069	30.705	31.183	1'42.561	270,4	14:04'11.418	
3	25.473	15.019	30.955	31.907	1'43.354	271,1	14:05'54.772	
4	25.652	14.984	30.708	31.517	1'42.861	273,8	14:07'37.633	
5	25.546	15.003	30.595	31.188	1'42.332	269,8	14:09'19.965	
6	25.697	15.091	30.843	31.187	1'42.818	269,8	14:11'02.783	
7	25.637	15.036	30.706	31.308	1'42.687	271,1	14:12'45.470	
8	25.930	15.070	30.710	31.204	1'42.914	271,8	14:14'28.384	
9	25.888	15.108	30.739	31.249	1'42.984	270,4	14:16'11.368	
10	25.758	15.087	30.657	31.271	1'42.773	270,4	14:17'54.141	
11	25.757	15.039	30.759	31.426	1'42.981	269,8	14:19'37.122	
12	25.898	15.119	30.972	31.231	1'43.220	270,4	14:21'20.342	
13	25.624	15.078	30.757	31.389	1'42.848	269,8	14:23'03.190	
14	25.704	15.134	30.794	31.338	1'42.970	269,8	14:24'46.160	
15	25.758	15.049	30.896	31.493	1'43.196	269,8	14:26'29.356	
16	25.843	15.030	30.879	31.301	1'43.053	270,4	14:28'12.409	
17	25.810	15.155	30.732	31.335	1'43.032	269,1	14:29'55.441	
18	25.783	15.238	30.847	31.330	1'43.198	270,4	14:31'38.639	
19	25.831	15.117	31.040	31.501	1'43.489	271,1	14:33'22.128	
20	25.827	15.149	30.953	31.497	1'43.426	269,1	14:35'05.554	

01/08/2020 P = Pits In/Out - C = Lap Time Cancelled

These data/results cannot be reproduced, stored and/or transmitted in whole or in part by any manner of electronic, mechanical, photocopying, recording, broadcasting or otherwise now known or herein after developed without the previous express consent by the copyright owner, except for reproduction in daily press and regular printed publications on sale to the public within 60 days of the event related to those data/results and always provided that copyright symbol appears together as follows below.

© DORNA WSBK ORGANIZATION Srl 2020



Pirelli Spanish Round, 31 July - 2 August 2020 Chronological Analysis Race 1

Start at 14:00'39.983

Jerez 4.423 m

3 / 4

12° 23 C. PONSSON (1'42.250)							
Lap	Seg.1	Seg.2	Seg.3	Seg.4	Lap Time	km/h	Local Time
1		15.271	31.337	31.423	1'50.176	275,8	14:02'30.159
2	25.425	15.034	30.424	31.367	1'42.250	271,8	14:04'12.409
3	25.577	15.123	31.081	31.595	1'43.376	270,4	14:05'55.785
4	25.565	15.067	30.586	31.673	1'42.891	271,8	14:07'38.676
5	25.812	15.087	30.820	31.460	1'43.179	273,8	14:09'21.855
6	25.841	15.110	30.809	31.574	1'43.334	271,8	14:11'05.189
7	25.784	15.028	31.009	31.642	1'43.463	273,1	14:12'48.652
8	25.614	15.114	30.630	31.576	1'42.934	271,8	14:14'31.586
9	25.706	15.122	30.742	31.532	1'43.102	267,8	14:16'14.688
10	25.750	15.280	30.603	31.741	1'43.374	269,8	14:17'58.062
11	25.691	15.200	30.923	31.599	1'43.413	270,4	14:19'41.475
12	25.734	15.196	30.729	31.659	1'43.318	269,8	14:21'24.793
13	25.784	15.164	30.887	31.661	1'43.496	270,4	14:23'08.289
14	25.773	15.290	30.810	31.569	1'43.442	270,4	14:24'51.731
15	25.882	15.199	31.008	31.634	1'43.723	269,8	14:26'35.454
16	25.890	15.249	30.805	31.730	1'43.674	269,8	14:28'19.128
17	25.858	15.142	30.933	31.699	1'43.632	269,1	14:30'02.760
18	25.802	15.209	31.200	31.674	1'43.885	271,8	14:31'46.645
19	25.762	15.242	30.846	31.530	1'43.380	268,5	14:33'30.025
20	25.745	15.280	30.940	31.605	1'43.570	268,5	14:35'13.595

Race Time 34'25.571

13° 12 X. FORES (1'42.669)							
Lap	Seg.1	Seg.2	Seg.3	Seg.4	Lap Time	km/h	Local Time
1		15.033	30.686	31.175	1'49.345	274,5	14:02'29.328
2	25.498	14.959	30.793	31.474	1'42.724	271,1	14:04'12.052
3	25.580	14.993	31.090	31.221	1'42.884	271,1	14:05'54.936
4	25.595	15.006	30.722	31.521	1'42.844	271,8	14:07'37.780
5	25.607	14.991	30.888	31.277	1'42.763	268,5	14:09'20.543
6	25.673	15.004	30.626	31.366	1'42.669	271,1	14:11'03.212
7	25.636	15.062	32.123	31.389	1'44.210	270,4	14:12'47.422
8	25.768	15.059	30.791	31.467	1'43.085	270,4	14:14'30.507
9	25.848	15.125	30.714	31.505	1'43.192	268,5	14:16'13.699
10	25.700	15.151	30.736	31.503	1'43.090	267,8	14:17'56.789
11	25.798	15.143	31.661	31.527	1'44.129	269,8	14:19'40.918
12	25.801	15.180	30.869	31.570	1'43.420	267,2	14:21'24.338
13	25.755	15.164	30.966	31.674	1'43.589	268,5	14:23'07.927
14	25.785	15.216	30.845	31.624	1'43.470	266,5	14:24'51.397
15	25.922	15.251	30.967	31.552	1'43.692	267,8	14:26'35.089
16	25.897	15.197	30.940	31.677	1'43.711	267,2	14:28'18.800
17	25.942	15.213	30.888	31.692	1'43.735	266,5	14:30'02.535
18	25.786	15.299	30.968	31.671	1'43.724	264,0	14:31'46.259
19	25.834	15.241	30.830	31.604	1'43.509	265,3	14:33'29.768
20	25.822	15.215	31.003	31.845	1'43.885	267,8	14:35'13.653

Race Time 34'33.612

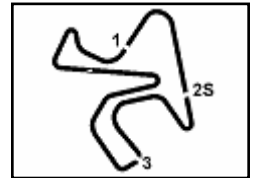
14° 11 S. CORTESE (1'42.755)							
Lap	Seg.1	Seg.2	Seg.3	Seg.4	Lap Time	km/h	Local Time
1		15.171	31.549	31.739	1'51.022	270,4	14:02'31.005
2	26.255	14.972	30.599	31.293	1'43.119	272,4	14:04'14.124
3	25.790	14.967	30.650	31.387	1'42.794	271,1	14:05'56.918
4	25.737	15.009	30.606	31.451	1'42.803	271,1	14:07'39.721
5	25.713	15.047	30.661	31.334	1'42.755	270,4	14:09'22.476
6	25.829	15.158	30.755	31.447	1'43.189	271,1	14:11'05.665
7	25.915	15.101	30.916	31.472	1'43.404	270,4	14:12'49.069
8	25.905	15.035	30.990	31.863	1'43.793	273,1	14:14'32.862
9	26.021	15.164	31.160	31.648	1'43.993	270,4	14:16'16.855
10	25.812	15.213	30.881	31.692	1'43.598	266,5	14:18'00.453
11	25.928	15.118	31.739	31.730	1'44.515	268,5	14:19'44.968
12	26.011	15.088	30.916	31.662	1'43.677	268,5	14:21'28.645
13	25.885	15.151	30.934	31.520	1'43.490	269,8	14:23'12.135
14	25.917	15.177	30.781	31.514	1'43.389	268,5	14:24'55.524

01/08/2020

P = Pits In/Out - C = Lap Time Cancelled

These data/results cannot be reproduced, stored and/or transmitted in whole or in part by any manner of electronic, mechanical, photocopying, recording, broadcasting or otherwise now known or herein after developed without the previous express consent by the copyright owner, except for reproduction in daily press and regular printed publications on sale to the public within 60 days of the event related to those data/results and always provided that copyright symbol appears together as follows below.

© DORNA WSBK ORGANIZATION Srl 2020



Jerez 4.423 m

Pirelli Spanish Round, 31 July - 2 August 2020 Chronological Analysis Race 1

Start at 14:00'39.983

4 / 4

Lap	Seg.1	Seg.2	Seg.3	Seg.4	Lap Time	km/h	Local Time
9	25.883	15.221	30.697	31.689	1'43.490	264,6	14:16'20.699
10	25.933	15.227	31.946	31.808	1'44.914	266,5	14:18'05.613
11	26.189	15.238	30.889	31.765	1'44.081	264,0	14:19'49.694
12	25.832	15.222	31.126	31.943	1'44.123	265,3	14:21'33.817
13	25.809	15.333	30.904	32.024	1'44.070	265,3	14:23'17.887
14	25.962	15.312	31.009	31.927	1'44.210	266,5	14:25'02.097
15	25.968	15.309	31.093	32.144	1'44.514	267,2	14:26'46.611
16	25.961	15.373	31.253	32.097	1'44.684	264,0	14:28'31.295
17	26.186	15.439	31.348	32.206	1'45.179	260,3	14:30'16.474
18	26.287	15.497	31.292	32.044	1'45.120	260,9	14:32'01.594
19	26.067	15.416	31.273	32.077	1'44.833	262,7	14:33'46.427
20	26.165	15.331	31.244	32.134	1'44.874	265,3	14:35'31.301
							Race Time 34'51.318

18° 13 T. TAKAHASHI (1'43.518)							
Lap	Seg.1	Seg.2	Seg.3	Seg.4	Lap Time	km/h	Local Time
1		15.304	31.747	31.700	1'52.326	268,5	14:02'32.309
2	26.026	15.148	31.128	32.148	1'44.450	269,8	14:04'16.759
3	25.970	15.250	31.211	31.892	1'44.323	266,5	14:06'01.082
4	26.061	15.213	30.814	31.668	1'43.756	267,8	14:07'44.838
5	25.948	15.310	30.855	31.763	1'43.876	267,2	14:09'28.714
6	25.835	15.285	30.781	31.617	1'43.518	265,3	14:11'12.232
7	25.928	15.311	30.789	31.727	1'43.755	267,2	14:12'55.987
8	25.835	15.181	30.996	32.068	1'44.080	268,5	14:14'40.067
9	26.029	15.435	31.032	31.792	1'44.288	264,6	14:16'24.355
10	25.837	15.313	30.938	31.704	1'43.792	265,3	14:18'08.147
11	25.973	15.189	31.287	31.920	1'44.369	270,4	14:19'52.516
12	26.452	15.264	31.437	31.830	1'44.983	262,7	14:21'37.499
13	26.283	15.332	31.199	31.863	1'44.677	265,3	14:23'22.176
14	26.071	15.275	31.250	31.874	1'44.470	262,1	14:25'06.646
15	26.091	15.259	31.129	31.808	1'44.287	267,2	14:26'50.933
16	26.000	15.510	31.118	31.912	1'44.540	264,6	14:28'35.473
17	26.064	15.431	31.101	31.820	1'44.416	262,7	14:30'19.889
18	26.081	15.301	31.247	31.783	1'44.412	264,6	14:32'04.301
19	25.942	15.336	31.022	31.873	1'44.173	265,3	14:33'48.474
20	25.979	15.436	31.002	31.855	1'44.272	267,2	14:35'32.746
							Race Time 34'52.763

RET 36 L. MERCADO (1'42.251)							
Lap	Seg.1	Seg.2	Seg.3	Seg.4	Lap Time	km/h	Local Time
1		15.239	31.260	31.458	1'50.882	273,8	14:02'30.865
2	26.178	14.984	30.529	31.130	1'42.821	275,1	14:04'13.686
3	25.557	15.065	30.434	31.195	1'42.251	272,4	14:05'55.937
4	25.611	15.058	30.586	31.301	1'42.556	273,8	14:07'38.493
5	25.768	15.104	30.676	31.521	1'43.069	272,4	14:09'21.562
6	25.671	15.032	30.701	31.245	1'42.649	275,8	14:11'04.211
7	25.606	15.096	30.986	31.261	1'42.949	273,8	14:12'47.160
8	25.563	15.087	30.540	31.261	1'42.451	272,4	14:14'29.611
9	25.636	15.071	30.497	31.279	1'42.483	272,4	14:16'12.094
10	25.655	15.075	30.530	31.222	1'42.482	275,1	14:17'54.576
11	25.595	14.985	30.724	31.270	1'42.574	273,1	14:19'37.150
							Race Time 18'57.167

RET 60 M. VAN DER MARK (1'41.655)							
Lap	Seg.1	Seg.2	Seg.3	Seg.4	Lap Time	km/h	Local Time
1		14.856	30.692	31.288	1'47.607	273,8	14:02'27.590
2	25.700	14.847	30.387	30.970	1'41.904	271,8	14:04'09.494
3	25.373	15.022	30.610	31.162	1'42.167	271,8	14:05'51.661
4	25.410	14.869	30.377	30.999	1'41.655	271,1	14:07'33.316
5	25.495	15.027	30.307	31.080	1'41.909	265,3	14:09'15.225
6	25.468	15.001	30.477	31.063	1'42.009	265,3	14:10'57.234
7	25.422	15.034	30.675	31.337	1'42.468	263,4	14:12'39.702
8	25.701	14.950	30.491	31.316	1'42.458	269,1	14:14'22.160
							Race Time 13'42.177

RET 64 F. CARICASULO (1'42.129)							
Lap	Seg.1	Seg.2	Seg.3	Seg.4	Lap Time	km/h	Local Time
1		15.055	31.751	31.097	1'49.482	271,8	14:02'29.465
2	25.434	14.934	30.542	31.219	1'42.129	273,1	14:04'11.594
3	25.417	14.986	30.840	31.020	1'42.263	273,1	14:05'53.857
							Race Time 5'13.874

NC 66 T. SYKES (1'41.591)							
Lap	Seg.1	Seg.2	Seg.3	Seg.4	Lap Time	km/h	Local Time
1		14.838	30.604	31.204	1'47.106	272,4	14:02'27.089
2	25.255	14.894	30.389	31.060	1'41.598	271,1	14:04'08.687
3	25.173	14.919	30.353	31.146	1'41.591	269,1	14:05'50.278
4	25.278	14.917	30.204	32.910	1'43.309	271,8	14:07'33.587
5	38.631	15.985	31.958	11'13.531	12'40.105P	256,7	14:20'13.692
6	30.898	15.183	31.012	31.410	1'48.503P	267,8	14:22'02.195
7	25.161	14.907	30.422	31.225	1'41.715	271,1	14:23'43.910
8	25.269	14.949	30.307	31.260	1'41.785	270,4	14:25'25.695
9	25.309	14.975	30.264	31.222	1'41.770	269,8	14:27'07.465
10	25.359	14.995	30.404	31.276	1'42.034	270,4	14:28'49.499
11	25.249	15.052	30.305	31.188	1'41.794	267,2	14:30'31.293
12	25.315	15.016	30.301	31.304	1'41.936	268,5	14:32'13.229
13	25.288	14.972	30.245	31.297	1'41.802	270,4	14:33'55.031
14	25.300	15.000	30.305	31.240	1'41.845	271,1	14:35'36.876
							Race Time 34'56.893

RET 77 M. SCHEIB (1'42.796)							
Lap	Seg.1	Seg.2	Seg.3	Seg.4	Lap Time	km/h	Local Time
1		15.339	31.467	31.630	1'51.342	270,4	14:02'31.325
2	26.046	15.087	30.615	31.532	1'43.280	270,4	14:04'14.605
3	25.754	15.183	30.583	31.730	1'43.250	269,1	14:05'57.855
4	25.693	15.138	30.542	31.423	1'42.796	267,8	14:07'40.651
5	25.631	15.162	30.601	31.743	1'43.137	267,8	14:09'23.788
6	25.677	15.169	30.879	31.736	1'43.461	269,1	14:11'07.249
7	26.165	15.329	30.750	31.809	1'44.053	266,5	14:12'51.302
8	26.030	15.291	30.948	31.874	1'44.143	267,2	14:14'35.445

01/08/2020 P = Pits In/Out - C = Lap Time Cancelled

These data/results cannot be reproduced, stored and/or transmitted in whole or in part by any manner of electronic, mechanical, photocopying, recording, broadcasting or otherwise now known or herein after developed without the previous express consent by the copyright owner, except for reproduction in daily press and regular printed publications on sale to the public within 60 days of the event related to those data/results and always provided that copyright symbol appears together as follows below.

© DORNA WSBK ORGANIZATION Srl 2020



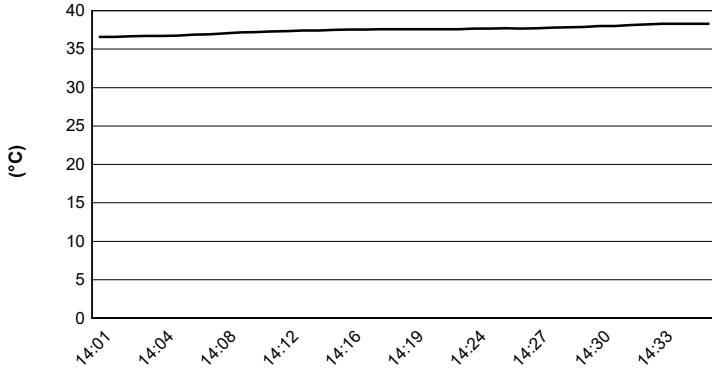
Jerez 4.423 m

Pirelli Spanish Round, 31 July - 2 August 2020

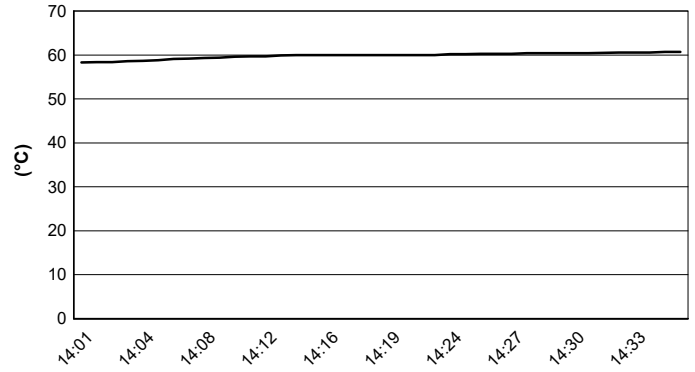
Weather Report Race 1

Session started 14:01 - Session ended 14:35

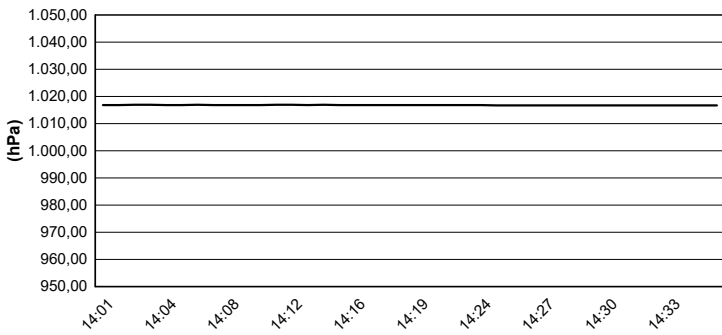
Air Temperature



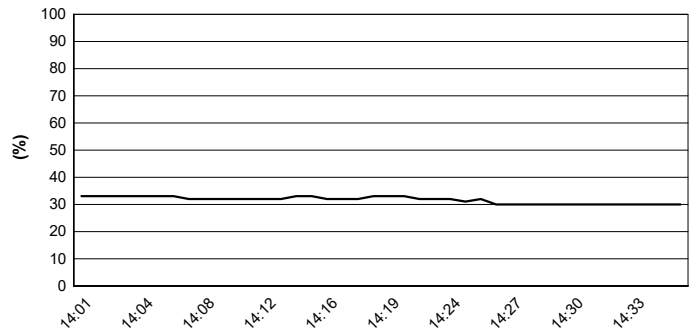
Track Temperature



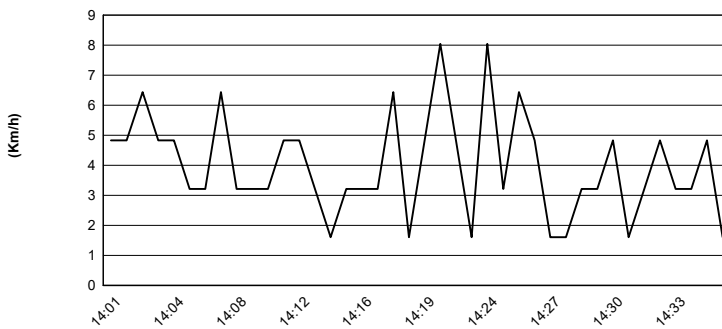
Air Pressure



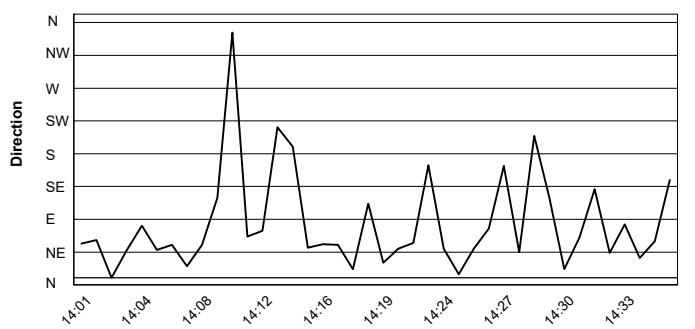
Humidity



Wind Speed



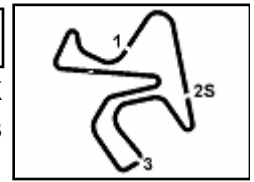
Wind Direction



01/08/2020

These data/results cannot be reproduced, stored and/or transmitted in whole or in part by any manner of electronic, mechanical, photocopying, recording, broadcasting or otherwise now known or herein after developed without the previous express consent by the copyright owner, except for reproduction in daily press and regular printed publications on sale to the public within 60 days of the event related to those data/results and always provided that copyright symbol appears together as follows below.

© DORNA WSBK ORGANIZATION Srl 2020



Jerez 4.423 m

Pirelli Spanish Round, 31 July - 2 August 2020
Manufacturers Standings

	Points	Points From First	Points From Previous	March 1	August 2	August 9	August 30	September 6	September 20	October 4	October 11	November 8				
				PHILLIP ISLAND	JEREZ	PORTIMÃO	ARAGON 1	ARAGON 2	BARCELONA	MAGNY-COURS	VILLICUM	MISANO				
1 KAWASAKI	77			20 25 12	20											
2 DUCATI	64	13		16 16 7	25											
3 YAMAHA	63	14	1	25 13 9	16											
4 HONDA	32	45	31	11 10 2	9											
5 BMW	18	59	14	7 6 4	1											
6 APRILIA	4	73	14		4											

01/08/2020 First Line: Race 1 & 2 - Second Line: Tissot Superpole Race

These data/results cannot be reproduced, stored and/or transmitted in whole or in part by any manner of electronic, mechanical, photocopying, recording, broadcasting or otherwise now known or herein after developed without the previous express consent by the copyright owner, except for reproduction in daily press and regular printed publications on sale to the public within 60 days of the event related to those data/results and always provided that copyright symbol appears together as follows below.

© DORNA WSBK ORGANIZATION Srl 2020





Pirelli Spanish Round, 31 July - 2 August 2020

Best Laps & Speeds

Jerez 4.423 m

No.	Rider Bike	Nat	Best Lap		FP1		FP2		FP3		SP		RC1	
			LL	SPD	LL	SPD	LL	SPD	LL	SPD	LL	SPD	LL	SPD
1	45 S. REDDING Ducati Panigale V4 R	GBR	1'38.736		1'40.442	1'40.628	1'40.103		1'38.736	1'40.902				
			75	279,3	18	276,5	20	273,1	9	275,8	8	279,3	20	278,5
2	1 J. REA Kawasaki ZX-10RR	GBR	1'38.770		1'40.311	1'40.894	1'39.844		1'38.770	1'40.801				
			78	280,0	17	274,4	20	271,1	11	280,0	10	278,5	20	276,5
3	66 T. SYKES BMW S1000 RR	GBR	1'38.776		1'41.409	1'41.134	1'40.177		1'38.776	1'41.591				
			66	272,4	16	271,7	20	268,4	9	270,4	7	271,7	14	272,4
4	60 M. VAN DER MARK Yamaha YZF R1	NED	1'38.998		1'40.565	1'41.256	1'39.639		1'38.998	1'41.655				
			70	276,5	22	271,1	22	269,7	10	276,5	8	275,1	8	273,7
5	54 T. RAZGATLIOGLU Yamaha YZF R1	TUR	1'39.208		1'40.507	1'41.393	1'39.919		1'39.208	1'40.820				
			64	280,0	16	272,4	12	271,1	9	275,1	7	280,0	20	271,1
6	76 L. BAZ Yamaha YZF R1	FRA	1'39.214		1'40.249	1'40.937	1'39.845		1'39.214	1'41.104				
			76	273,1	11	269,1	25	269,7	12	271,7	8	269,1	20	273,1
7	7 C. DAVIES Ducati Panigale V4 R	GBR	1'39.568		1'40.472	1'40.971	1'40.333		1'39.568	1'41.023				
			81	283,5	20	275,8	19	272,4	10	275,1	12	277,9	20	283,5
8	19 A. BAUTISTA Honda CBR1000RR-R	ESP	1'39.598		1'40.392	1'40.843	1'40.398		1'39.598	1'41.563				
			79	281,4	22	280,0	19	275,1	9	278,5	9	280,0	20	281,4
9	91 L. HASLAM Honda CBR1000RR-R	GBR	1'39.655		1'40.603	1'41.272	1'40.179		1'39.655	1'41.478				
			74	280,7	15	276,5	17	274,4	12	280,7	10	277,2	20	280,7
10	21 M. RINALDI Ducati Panigale V4 R	ITA	1'39.656		1'42.881	1'40.325	1'40.253		1'39.656	1'41.496				
			61	278,5	3	270,4	18	271,1	12	275,8	8	275,8	20	278,5
11	50 E. LAVERTY BMW S1000 RR	IRL	1'39.685		1'41.685	1'41.201	1'41.007		1'39.685	1'43.226				
			62	275,8	13	271,7	13	269,1	9	273,7	7	271,7	20	275,8
12	11 S. CORTESE Kawasaki ZX-10RR	GER	1'39.869		1'42.021	1'42.385	1'41.400		1'39.869	1'42.755				
			73	273,1	17	267,1	16	267,8	12	267,8	8	271,7	20	273,1
13	64 F. CARICASULO Yamaha YZF R1	ITA	1'39.902		1'40.977	1'40.971	1'40.107		1'39.902	1'42.129				
			54	273,1	18	271,7	17	268,4	9	273,1	7	271,1	3	273,1
14	22 A. LOWES Kawasaki ZX-10RR	GBR	1'39.980		1'40.606	1'41.325	1'40.147		1'39.980	1'41.801				
			74	277,2	18	273,1	17	271,1	12	272,4	7	275,8	20	277,2
15	31 G. GERLOFF Yamaha YZF R1	USA	1'40.141		1'40.733	1'41.406	1'41.271		1'40.141	1'42.332				
			83	275,1	21	270,4	22	268,4	10	269,7	10	270,4	20	275,1
16	12 X. FORES Kawasaki ZX-10RR	ESP	1'40.162		1'41.704	1'41.820	1'41.414		1'40.162	1'42.669				
			78	274,4	21	269,1	19	266,5	9	268,4	9	272,4	20	274,4
17	77 M. SCHEIB Kawasaki ZX-10RR	CHI	1'40.403		1'41.533	1'41.230	1'41.833		1'40.403	1'42.796				
			59	271,7	15	268,4	15	269,7	8	271,7	8	270,4	13	270,4
18	23 C. PONSSON Aprilia RSV4 1000	FRA	1'40.425		1'42.094	1'42.026	1'41.659		1'40.425	1'42.250				
			75	275,8	18	273,1	23	269,7	3	270,4	11	272,4	20	275,8
19	33 M. MELANDRI Ducati Panigale V4 R	ITA	1'40.665		1'41.142	1'41.358	1'41.196		1'40.665	1'41.731				
			74	282,8	17	280,0	19	278,5	8	277,2	10	281,4	20	282,8
20	36 L. MERCADO Ducati Panigale V4 R	ARG	1'41.013		1'41.296	1'41.410	1'41.326		1'41.013	1'42.251				
			66	275,8	19	273,1	22	269,1	9	274,4	5	273,7	11	275,8
21	20 S. BARRIER Ducati Panigale V4 R	FRA	1'41.323		1'43.437	1'43.659	1'42.936		1'41.323	1'43.444				
			78	275,1	14	272,4	23	271,1	12	273,1	9	273,7	20	275,1
22	63 L. GABELLINI Honda CBR1000RR-R	ITA	1'41.576		1'43.588	1'42.951	1'42.602		1'41.576	1'43.282				
			71	269,7	16	265,9	19	265,2	8	267,1	8	268,4	20	269,7
23	13 T. TAKAHASHI Honda CBR1000RR-R	JPN	1'42.357		1'42.781	1'42.583	1'43.020		1'42.357	1'43.518				
			74	270,4	12	270,4	20	264,6	10	269,1	12	270,4	20	270,4

01/08/2020

These data/results cannot be reproduced, stored and/or transmitted in whole or in part by any manner of electronic, mechanical, photocopying, recording, broadcasting or otherwise now known or herein after developed without the previous express consent by the copyright owner, except for reproduction in daily press and regular printed publications on sale to the public within 60 days of the event related to those data/results and always provided that copyright symbol appears together as follows below.

© DORNA WSBK ORGANIZATION Srl 2020

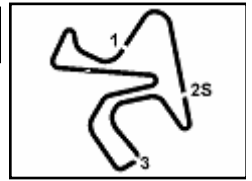
FICR PERUGIA TIMING



Official Tyre Supplier



Official Timekeeper



Jerez 4.423 m

Pirelli Spanish Round, 31 July - 2 August 2020
Pirelli Best Lap Award

	Points	Points From First	Points From Previous	March 1	August 2	August 9	August 30	September 6	September 20	October 4	October 11	November 8				
				PHILLIP ISLAND	JEREZ	PORTIMÃO	ARAGON 1	ARAGON 2	BARCELONA	MAGNY-COURS	VILLICUM	MISANO				
1 REA Jonathan (GBR)	2			1	1											
2 REDDING Scott (GBR)	1	1		1												

01/08/2020

These data/results cannot be reproduced, stored and/or transmitted in whole or in part by any manner of electronic, mechanical, photocopying, recording, broadcasting or otherwise now known or herein after developed without the previous express consent by the copyright owner, except for reproduction in daily press and regular printed publications on sale to the public within 60 days of the event related to those data/results and always provided that copyright symbol appears together as follows below.

© DORNA WSBK ORGANIZATION Srl 2020

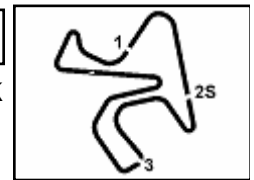
FKR PERUGIA TIMING



Official Tyre Supplier



Official Timekeeper



Pirelli Spanish Round, 31 July - 2 August 2020
Hyundai N-spired Award

Jerez 4.423 m

Points	Points From First	Points From Previous	March 1	August 2	August 9	August 30	September 6	September 20	October 4	October 11	November 8								
			PHILLIP ISLAND	JEREZ	PORTIMÃO	ARAGON 1	ARAGON 2	BARCELONA	MAGNY-COURS	VILLICUM	MISANO								
1 DAVIES Chaz (GBR)	21		8 <u>10</u>	3															
2 BAUTISTA Alvaro (ESP)	18	3	<u>9</u> 8	1															
3 LOWES Alex (GBR)	14	7	4 6	3	5														
4 MELANDRI Marco (ITA)	11	10	3		<u>11</u>														
5 RINALDI Michael Ruben (ITA)	8	13	3	4	4														
6 GERLOFF Garrett (USA)	7	14	1	3	4														
7 PONSSON Christophe (FRA)	6	15	1		6														
8 GABELLINI Lorenzo (ITA)	5	16	1		5														
9 BARRIER Sylvain (FRA)	5	16	0		5														
10 TAKAHASHI Takumi (JPN)	5	16	0		5														
11 SCHEIB Maximilian (CHI)	5	16	0		5														
12 RAZGATLIOGLU Toprak (TUR)	5	16	0	3	2														
13 FORES Xavi (ESP)	3	18	2		3														
14 VAN DER MARK Michael (NED)	3	18	0	2	1														
15 LAVERTY Eugene (IRL)	2	19	1	2															
16 BAZ Loris (FRA)	1	20	1		1														
17 CORTESE Sandro (GER)	1	20	0	1															

01/08/2020

These data/results cannot be reproduced, stored and/or transmitted in whole or in part by any manner of electronic, mechanical, photocopying, recording, broadcasting or otherwise now known or herein after developed without the previous express consent by the copyright owner, except for reproduction in daily press and regular printed publications on sale to the public within 60 days of the event related to those data/results and always provided that copyright symbol appears together as follows below.

© DORNA WSBK ORGANIZATION Srl 2020

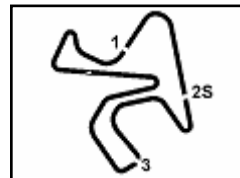
FKR PERUGIA TIMING



Official Tyre Supplier



Official Timekeeper



Jerez 4.423 m

**Pirelli Spanish Round, 31 July - 2 August 2020
Championship Standings**

2 / 2

Points	Points From First	Points From Previous	March 1	August 2	August 9	August 30	September 6	September 20	October 4	October 11	November 8					
			PHILLIP ISLAND	JEREZ	PORTIMÃO	ARAGON 1	ARAGON 2	BARCELONA	MAGNY-COURS	VILLICUM	MISANO					
Independent Riders																
1	BAZ Loris (FRA)	31	9	8	11											
			3													
2	RINALDI Michael Ruben (ITA)	17	14	6	10											
				1												
3	CORTESE Sandro (GER)	12	19	5	3	7	2									
4	SCHEIB Maximilian (CHI)	10	21	2	1	9										
5	MELANDRI Marco (ITA)	8	23	2			8									
6	FORES Xavi (ESP)	8	23	0			5	3								
7	GERLOFF Garrett (USA)	7	24	1	2	5										
8	PONSSON Christophe (FRA)	4	27	3			4									
9	CARICASULO Federico (ITA)	4	27	0	4											

01/08/2020 First Line: Race 1 & 2 - Second Line: Tissot Superpole Race

These data/results cannot be reproduced, stored and/or transmitted in whole or in part by any manner of electronic, mechanical, photocopying, recording, broadcasting or otherwise now known or herein after developed without the previous express consent by the copyright owner, except for reproduction in daily press and regular printed publications on sale to the public within 60 days of the event related to those data/results and always provided that copyright symbol appears together as follows below.

© DORNA WSBK ORGANIZATION Srl 2020





Jerez 4.423 m

Pirelli Spanish Round, 31 July - 2 August 2020 Provisional Starting Grid - Tissot Superpole Race

10 Laps x 4,423 km = 44,230 km

Pos	Number	Rider Name	Team	Time
1	45	REDDING S.	Ducati	1'38.736
2	1	REA J.	Kawasaki	1'38.770
3	66	SYKES T.	BMW	1'38.776
4	60	VAN DER MARK M.	Yamaha	1'38.998
5	54	RAZGATLIOGLU T.	Yamaha	1'39.208
6	76	BAZ L.	Yamaha	1'39.214
7	7	DAVIES C.	Ducati	1'39.568
8	19	BAUTISTA A.	Honda	1'39.598
9	91	HASLAM L.	Honda	1'39.655
10	21	RINALDI M.	Ducati	1'39.656
11	50	LAVERTY E.	BMW	1'39.685
12	11	CORTESE S.	Kawasaki	1'39.869
13	64	CARICASULO F.	Yamaha	1'39.902
14	22	LOWES A.	Kawasaki	1'39.980
15	31	GERLOFF G.	Yamaha	1'40.141
16	12	FORES X.	Kawasaki	1'40.162
17	77	SCHEIB M.	Kawasaki	1'40.403
18	23	PONSSON C.	Aprilia	1'40.425
19	33	MELANDRI M.	Ducati	1'40.665
20	36	MERCADO L.	Ducati	1'41.013
21	20	BARRIER S.	Ducati	1'41.323
22	63	GABELLINI L.	Honda	1'41.576
23	13	TAKAHASHI T.	Honda	1'42.357

01/08/2020 The Race Director

These data/results cannot be reproduced, stored and/or transmitted in whole or in part by any manner of electronic, mechanical, photocopying, recording, broadcasting or otherwise now known or herein after developed without the previous express consent by the copyright owner, except for reproduction in daily press and regular printed publications on sale to the public within 60 days of the event related to those data/results and always provided that copyright symbol appears together as follows below.

© DORNA WSBK ORGANIZATION Srl 2020

FIKR PERUGIA TIMING



Official Tyre Supplier



Official Timekeeper