



Pirelli Spanish Round, 31 July - 2 August 2020

Results Free Practice 2nd Session

Jerez 4.423 m

1 / 2

No.	Rider	Nat	Team	Bike	Class	Time	Gap	Rel.	Laps	Speed	
										Avg	Max
1	21 M. RINALDI	ITA	Team GOELEVELN	Ducati Panigale V4 R	IND	1'40.325			18	158,712	271,1
2	45 S. REDDING	GBR	ARUBA.IT Racing - Ducati	Ducati Panigale V4 R		1'40.628	0.303	0.303	20	158,234	273,1
3	19 A. BAUTISTA	ESP	Team HRC	Honda CBR1000RR-R		1'40.843	0.518	0.215	19	157,897	275,1
4	1 J. REA	GBR	Kawasaki Racing Team WorldSBK	Kawasaki ZX-10RR		1'40.894	0.569	0.051	20	157,817	271,1
5	76 L. BAZ	FRA	Ten Kate Racing Yamaha	Yamaha YZF R1	IND	1'40.937	0.612	0.043	25	157,750	269,8
6	7 C. DAVIES	GBR	ARUBA.IT Racing - Ducati	Ducati Panigale V4 R		1'40.971	0.646	0.034	19	157,697	272,4
7	64 F. CARICASULO	ITA	GRT Yamaha WorldSBK Junior Team	Yamaha YZF R1	IND	1'40.971	0.646	0.000	17	157,697	268,5
8	66 T. SYKES	GBR	BMW Motorrad WorldSBK Team	BMW S1000 RR		1'41.134	0.809	0.163	20	157,443	268,5
9	50 E. LAVERTY	IRL	BMW Motorrad WorldSBK Team	BMW S1000 RR		1'41.201	0.876	0.067	13	157,338	269,1
10	77 M. SCHEIB	CHI	ORELAC Racing VERDNATURA	Kawasaki ZX-10RR	IND	1'41.230	0.905	0.029	15	157,293	269,8
11	60 M. VAN DER MARK	NED	PATA YAMAHA WorldSBK Official Team	Yamaha YZF R1		1'41.256	0.931	0.026	22	157,253	269,8
12	91 L. HASLAM	GBR	Team HRC	Honda CBR1000RR-R		1'41.272	0.947	0.016	17	157,228	274,5
13	22 A. LOWES	GBR	Kawasaki Racing Team WorldSBK	Kawasaki ZX-10RR		1'41.325	1.000	0.053	17	157,146	271,1
14	33 M. MELANDRI	ITA	Barni Racing Team	Ducati Panigale V4 R	IND	1'41.358	1.033	0.033	19	157,095	278,6
15	54 T. RAZGATLIOGLU	TUR	PATA YAMAHA WorldSBK Official Team	Yamaha YZF R1		1'41.393	1.068	0.035	12	157,040	271,1
16	31 G. GERLOFF	USA	GRT Yamaha WorldSBK Junior Team	Yamaha YZF R1	IND	1'41.406	1.081	0.013	22	157,020	268,5
17	36 L. MERCADO	ARG	Motocorsa Racing	Ducati Panigale V4 R	IND	1'41.410	1.085	0.004	22	157,014	269,1
18	12 X. FORES	ESP	Kawasaki Puccetti Racing	Kawasaki ZX-10RR	IND	1'41.820	1.495	0.410	19	156,382	266,5
19	23 C. PONSSON	FRA	Nuova M2 Racing	Aprilia RSV4 1000	IND	1'42.026	1.701	0.206	23	156,066	269,8
20	11 S. CORTESE	GER	OUTDO Kawasaki TPR	Kawasaki ZX-10RR	IND	1'42.385	2.060	0.359	16	155,519	267,8
21	13 T. TAKAHASHI	JPN	MIE Racing Althea HONDA Team	Honda CBR1000RR-R	IND	1'42.583	2.258	0.198	20	155,219	264,6
22	63 L. GABELLINI	ITA	MIE Racing Althea HONDA Team	Honda CBR1000RR-R	IND	1'42.951	2.626	0.368	19	154,664	265,3
23	20 S. BARRIER	FRA	Brixx Performance	Ducati Panigale V4 R	IND	1'43.659	3.334	0.708	23	153,608	271,1

Qualifying Lap Time (107% of 1'40.325): 1'47.349

AIR	Humidity:	54%	Temp:	34°C
TRACK	Condition:	Dry	Temp:	40°C

Records	Pole (SP)	2019 J.Rea	1'38.247	162,070	Km/h
	Race (SPRC)	2019 A.Bautista	1'39.004	160,830	Km/h
	All Times (SP)	2019 J.Rea	1'38.247	162,070	Km/h

Start 31/07/2020 15:00 End 15:51 The results are provisional until the end of the time limit for protests and appeals and the completion of the technical checks.

These data/results cannot be reproduced, stored and/or transmitted in whole or in part by any manner of electronic, mechanical, photocopying, recording, broadcasting or otherwise now known or herein after developed without the previous express consent by the copyright owner, except for reproduction in daily press and regular printed publications on sale to the public within 60 days of the event related to those data/results and always provided that copyright symbol appears together as follows below.

© DORNA WSBK ORGANIZATION Srl 2020


Pirelli Spanish Round, 31 July - 2 August 2020
Results Free Practice 2nd Session
Session Highlights

Local Time	No. Rider	Description
15.00.00		Start
15.00.04		WorldSBK Pit Intervention Time: 56secs
15.13.28	7 C. DAVIES	Crashed - Re-Joined - Turn 2
15.20.24	50 E. LAVERTY	Crashed - Turn 1
15.51.49		End Of Session

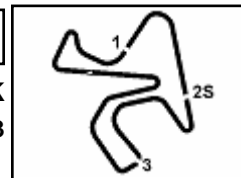
Fastest Laps Sequence

No.	Rider	Nat	Team	Bike	Local Time	Time	Gap	Avg
76	L. BAZ	FRA	Ten Kate Racing Yamaha	Yamaha YZF R1	15:03'33.865	1'41.365		157,084
1	J. REA	GBR	Kawasaki Racing Team WorldSBK	Kawasaki ZX-10RR	15:04'14.744	1'41.351	-0.014	157,106
7	C. DAVIES	GBR	ARUBA.IT Racing - Ducati	Ducati Panigale V4 R	15:04'29.294	1'41.007	-0.344	157,641
76	L. BAZ	FRA	Ten Kate Racing Yamaha	Yamaha YZF R1	15:05'14.802	1'40.937	-0.070	157,750
45	S. REDDING	GBR	ARUBA.IT Racing - Ducati	Ducati Panigale V4 R	15:30'31.067	1'40.842	-0.095	157,898
45	S. REDDING	GBR	ARUBA.IT Racing - Ducati	Ducati Panigale V4 R	15:35'36.377	1'40.628	-0.214	158,234
21	M. RINALDI	ITA	Team GOELEVELN	Ducati Panigale V4 R	15:44'49.565	1'40.562	-0.066	158,338
21	M. RINALDI	ITA	Team GOELEVELN	Ducati Panigale V4 R	15:46'29.890	1'40.325	-0.237	158,712

31/07/2020 Start End The results are provisional until the end of the time limit for protests and appeals and the completion of the technical checks.
 15:00 15:51

These data/results cannot be reproduced, stored and/or transmitted in whole or in part by any manner of electronic, mechanical, photocopying, recording, broadcasting or otherwise now known or herein after developed without the previous express consent by the copyright owner, except for reproduction in daily press and regular printed publications on sale to the public within 60 days of the event related to those data/results and always provided that copyright symbol appears together as follows below.

© DORNA WSBK ORGANIZATION Srl 2020



Pirelli Spanish Round, 31 July - 2 August 2020

Free Practices Combined Results after FP2

Jerez 4.423 m

No.	Rider	Nat	Team	Bike	Class	FP1	FP2	FP3	Time	Gap	Rel.	Avg	LL
1	76 L. BAZ	FRA	Ten Kate Racing Yamaha	Yamaha YZF R1	IND	1'40.249	1'40.937		1'40.249			158,833	36
2	1 J. REA	GBR	Kawasaki Racing Team WorldSBK	Kawasaki ZX-10RR		1'40.311	1'40.894		1'40.311	0.062	0.062	158,734	37
3	21 M. RINALDI	ITA	Team GOELEVEN	Ducati Panigale V4 R	IND	1'42.881	1'40.325		1'40.325	0.076	0.014	158,712	21
4	19 A. BAUTISTA	ESP	Team HRC	Honda CBR1000RR-R		1'40.392	1'40.843		1'40.392	0.143	0.067	158,606	41
5	45 S. REDDING	GBR	ARUBA.IT Racing - Ducati	Ducati Panigale V4 R		1'40.442	1'40.628		1'40.442	0.193	0.050	158,527	38
6	7 C. DAVIES	GBR	ARUBA.IT Racing - Ducati	Ducati Panigale V4 R		1'40.472	1'40.971		1'40.472	0.223	0.030	158,480	39
7	54 T. RAZGATLIOGLU	TUR	PATA YAMAHA WorldSBK Official Team	Yamaha YZF R1		1'40.507	1'41.393		1'40.507	0.258	0.035	158,425	28
8	60 M. VAN DER MARK	NED	PATA YAMAHA WorldSBK Official Team	Yamaha YZF R1		1'40.565	1'41.256		1'40.565	0.316	0.058	158,333	44
9	91 L. HASLAM	GBR	Team HRC	Honda CBR1000RR-R		1'40.603	1'41.272		1'40.603	0.354	0.038	158,274	32
10	22 A. LOWES	GBR	Kawasaki Racing Team WorldSBK	Kawasaki ZX-10RR		1'40.606	1'41.325		1'40.606	0.357	0.003	158,269	35
11	31 G. GERLOFF	USA	GRT Yamaha WorldSBK Junior Team	Yamaha YZF R1	IND	1'40.733	1'41.406		1'40.733	0.484	0.127	158,069	43
12	64 F. CARICASULO	ITA	GRT Yamaha WorldSBK Junior Team	Yamaha YZF R1	IND	1'40.977	1'40.971		1'40.971	0.722	0.238	157,697	35
13	66 T. SYKES	GBR	BMW Motorrad WorldSBK Team	BMW S1000 RR		1'41.409	1'41.134		1'41.134	0.885	0.163	157,443	36
14	33 M. MELANDRI	ITA	Barni Racing Team	Ducati Panigale V4 R	IND	1'41.142	1'41.358		1'41.142	0.893	0.008	157,430	36
15	50 E. LAVERTY	IRL	BMW Motorrad WorldSBK Team	BMW S1000 RR		1'41.685	1'41.201		1'41.201	0.952	0.059	157,338	26
16	77 M. SCHEIB	CHI	ORELAC Racing VERDNATURA	Kawasaki ZX-10RR	IND	1'41.533	1'41.230		1'41.230	0.981	0.029	157,293	30
17	36 L. MERCADO	ARG	Motocorsa Racing	Ducati Panigale V4 R	IND	1'41.296	1'41.410		1'41.296	1.047	0.066	157,191	41
18	12 X. FORES	ESP	Kawasaki Pucetti Racing	Kawasaki ZX-10RR	IND	1'41.704	1'41.820		1'41.704	1.455	0.408	156,560	40
19	11 S. CORTESE	GER	OUTDO Kawasaki TPR	Kawasaki ZX-10RR	IND	1'42.021	1'42.385		1'42.021	1.772	0.317	156,074	33
20	23 C. PONSSON	FRA	Nuova M2 Racing	Aprilia RSV4 1000	IND	1'42.094	1'42.026		1'42.026	1.777	0.005	156,066	41
21	13 T. TAKAHASHI	JPN	MIE Racing Althea HONDA Team	Honda CBR1000RR-R	IND	1'42.781	1'42.583		1'42.583	2.334	0.557	155,219	32
22	63 L. GABELLINI	ITA	MIE Racing Althea HONDA Team	Honda CBR1000RR-R	IND	1'43.588	1'42.951		1'42.951	2.702	0.368	154,664	35
23	20 S. BARRIER	FRA	Brixx Performance	Ducati Panigale V4 R	IND	1'43.437	1'43.659		1'43.437	3.188	0.486	153,937	37

31/07/2020

These data/results cannot be reproduced, stored and/or transmitted in whole or in part by any manner of electronic, mechanical, photocopying, recording, broadcasting or otherwise now known or herein after developed without the previous express consent by the copyright owner, except for reproduction in daily press and regular printed publications on sale to the public within 60 days of the event related to those data/results and always provided that copyright symbol appears together as follows below.

© DORNA WSBK ORGANIZATION Srl 2020

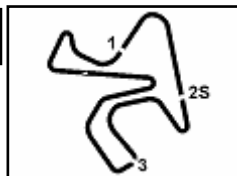
FIKR PERUGIA TIMING



Official Tyre Supplier



Official Timekeeper



Jerez 4.423 m

Pirelli Spanish Round, 31 July - 2 August 2020

Best Sectors & Speed Free Practice 2nd Session

BEST LAP			
1	21 M. RINALDI	Ducati Panigale V4 R	1'40.325
2	45 S. REDDING	Ducati Panigale V4 R	1'40.628
3	19 A. BAUTISTA	Honda CBR1000RR-R	1'40.843
4	1 J. REA	Kawasaki ZX-10RR	1'40.894
5	76 L. BAZ	Yamaha YZF R1	1'40.937
6	7 C. DAVIES	Ducati Panigale V4 R	1'40.971
7	64 F. CARICASULO	Yamaha YZF R1	1'40.971
8	66 T. SYKES	BMW S1000 RR	1'41.134
9	50 E. LAVERTY	BMW S1000 RR	1'41.201
10	77 M. SCHEIB	Kawasaki ZX-10RR	1'41.230
11	60 M. VAN DER MARK	Yamaha YZF R1	1'41.256
12	91 L. HASLAM	Honda CBR1000RR-R	1'41.272
13	22 A. LOWES	Kawasaki ZX-10RR	1'41.325
14	33 M. MELANDRI	Ducati Panigale V4 R	1'41.358
15	54 T. RAZGATLIOGLU	Yamaha YZF R1	1'41.393
16	31 G. GERLOFF	Yamaha YZF R1	1'41.406
17	36 L. MERCADO	Ducati Panigale V4 R	1'41.410
18	12 X. FORES	Kawasaki ZX-10RR	1'41.820
19	23 C. PONSSON	Aprilia RSV4 1000	1'42.026
20	11 S. CORTESE	Kawasaki ZX-10RR	1'42.385
21	13 T. TAKAHASHI	Honda CBR1000RR-R	1'42.583
22	63 L. GABELLINI	Honda CBR1000RR-R	1'42.951
23	20 S. BARRIER	Ducati Panigale V4 R	1'43.659

SPEED			
1	33 M. MELANDRI	Ducati Panigale V4 R	278,6
2	19 A. BAUTISTA	Honda CBR1000RR-R	275,1
3	91 L. HASLAM	Honda CBR1000RR-R	274,5
4	45 S. REDDING	Ducati Panigale V4 R	273,1
5	7 C. DAVIES	Ducati Panigale V4 R	272,4
6	20 S. BARRIER	Ducati Panigale V4 R	271,1
7	54 T. RAZGATLIOGLU	Yamaha YZF R1	271,1
8	21 M. RINALDI	Ducati Panigale V4 R	271,1
9	22 A. LOWES	Kawasaki ZX-10RR	271,1
10	1 J. REA	Kawasaki ZX-10RR	271,1
11	60 M. VAN DER MARK	Yamaha YZF R1	269,8
12	77 M. SCHEIB	Kawasaki ZX-10RR	269,8
13	76 L. BAZ	Yamaha YZF R1	269,8
14	23 C. PONSSON	Aprilia RSV4 1000	269,8
15	50 E. LAVERTY	BMW S1000 RR	269,1
16	36 L. MERCADO	Ducati Panigale V4 R	269,1
17	64 F. CARICASULO	Yamaha YZF R1	268,5
18	31 G. GERLOFF	Yamaha YZF R1	268,5
19	66 T. SYKES	BMW S1000 RR	268,5
20	11 S. CORTESE	Kawasaki ZX-10RR	267,8
21	12 X. FORES	Kawasaki ZX-10RR	266,5
22	63 L. GABELLINI	Honda CBR1000RR-R	265,3
23	13 T. TAKAHASHI	Honda CBR1000RR-R	264,6

SEG. 1		
1	21 M. RINALDI	24.885
2	50 E. LAVERTY	25.038
3	66 T. SYKES	25.051
4	76 L. BAZ	25.054
5	1 J. REA	25.072
6	7 C. DAVIES	25.085
7	64 F. CARICASULO	25.136
8	45 S. REDDING	25.144
9	19 A. BAUTISTA	25.153
10	54 T. RAZGATLIOGLU	25.179
11	77 M. SCHEIB	25.181
12	31 G. GERLOFF	25.198
13	36 L. MERCADO	25.213
14	60 M. VAN DER MARK	25.224
15	33 M. MELANDRI	25.315
16	23 C. PONSSON	25.326
17	22 A. LOWES	25.330
18	91 L. HASLAM	25.360
19	12 X. FORES	25.370
20	63 L. GABELLINI	25.476
21	13 T. TAKAHASHI	25.519
22	11 S. CORTESE	25.640
23	20 S. BARRIER	25.831

SEG. 2		
1	33 M. MELANDRI	14.844
2	21 M. RINALDI	14.855
3	19 A. BAUTISTA	14.870
4	45 S. REDDING	14.894
5	60 M. VAN DER MARK	14.896
6	31 G. GERLOFF	14.901
7	91 L. HASLAM	14.910
8	1 J. REA	14.916
9	54 T. RAZGATLIOGLU	14.917
10	22 A. LOWES	14.919
11	64 F. CARICASULO	14.943
12	50 E. LAVERTY	14.947
13	7 C. DAVIES	14.950
14	66 T. SYKES	14.959
15	12 X. FORES	14.963
16	77 M. SCHEIB	14.972
17	11 S. CORTESE	14.986
18	23 C. PONSSON	14.987
19	76 L. BAZ	14.987
20	36 L. MERCADO	15.010
21	20 S. BARRIER	15.066
22	63 L. GABELLINI	15.124
23	13 T. TAKAHASHI	15.168

SEG. 3		
1	21 M. RINALDI	29.838
2	76 L. BAZ	29.860
3	7 C. DAVIES	29.924
4	19 A. BAUTISTA	29.934
5	1 J. REA	29.937
6	45 S. REDDING	29.952
7	66 T. SYKES	29.995
8	64 F. CARICASULO	30.001
9	31 G. GERLOFF	30.022
10	91 L. HASLAM	30.082
11	60 M. VAN DER MARK	30.115
12	22 A. LOWES	30.116
13	77 M. SCHEIB	30.142
14	50 E. LAVERTY	30.148
15	36 L. MERCADO	30.202
16	33 M. MELANDRI	30.229
17	23 C. PONSSON	30.238
18	12 X. FORES	30.257
19	54 T. RAZGATLIOGLU	30.325
20	11 S. CORTESE	30.418
21	13 T. TAKAHASHI	30.448
22	63 L. GABELLINI	30.467
23	20 S. BARRIER	30.980

SEG. 4		
1	45 S. REDDING	30.599
2	21 M. RINALDI	30.643
3	7 C. DAVIES	30.711
4	19 A. BAUTISTA	30.728
5	33 M. MELANDRI	30.790
6	64 F. CARICASULO	30.802
7	54 T. RAZGATLIOGLU	30.814
8	31 G. GERLOFF	30.818
9	1 J. REA	30.824
10	50 E. LAVERTY	30.835
11	91 L. HASLAM	30.860
12	36 L. MERCADO	30.877
13	22 A. LOWES	30.883
14	60 M. VAN DER MARK	30.903
15	76 L. BAZ	30.917
16	77 M. SCHEIB	30.935
17	12 X. FORES	31.013
18	66 T. SYKES	31.059
19	11 S. CORTESE	31.222
20	23 C. PONSSON	31.259
21	13 T. TAKAHASHI	31.429
22	63 L. GABELLINI	31.472
23	20 S. BARRIER	31.587

31/07/2020

These data/results cannot be reproduced, stored and/or transmitted in whole or in part by any manner of electronic, mechanical, photocopying, recording, broadcasting or otherwise now known or herein after developed without the previous express consent by the copyright owner, except for reproduction in daily press and regular printed publications on sale to the public within 60 days of the event related to those data/results and always provided that copyright symbol appears together as follows below.

© DORNA WSBK ORGANIZATION Srl 2020




Pirelli Spanish Round, 31 July - 2 August 2020
Ideal Times Free Practice 2nd Session

Jerez 4.423 m

No.	Rider	Nat	Bike	Seg. 1	Seg. 2	Seg. 3	Seg. 4	Ideal Time		
				Diff. 1	Diff. 2	Diff. 3	Diff. 4	Best Lap	Pos.	Diff.
1	21 M. RINALDI	ITA	Ducati Panigale V4 R	24.885	14.855	29.838	30.643 +0.104	1'40.221 1'40.325	1	0.104
2	45 S. REDDING	GBR	Ducati Panigale V4 R	25.144 +0.008	14.894	29.952 +0.004	30.599 +0.027	1'40.589 1'40.628	2	0.039
3	7 C. DAVIES	GBR	Ducati Panigale V4 R	25.085 +0.128	14.950 +0.078	29.924	30.711 +0.095	1'40.670 1'40.971	7	0.301
4	19 A. BAUTISTA	ESP	Honda CBR1000RR-R	25.153 +0.103	14.870	29.934 +0.055	30.728	1'40.685 1'40.843	3	0.158
5	1 J. REA	GBR	Kawasaki ZX-10RR	25.072 +0.118	14.916 +0.027	29.937	30.824	1'40.749 1'40.894	4	0.145
6	76 L. BAZ	FRA	Yamaha YZF R1	25.054	14.987 +0.006	29.860 +0.080	30.917 +0.033	1'40.818 1'40.937	5	0.119
7	64 F. CARICASULO	ITA	Yamaha YZF R1	25.136	14.943 +0.049	30.001 +0.040	30.802	1'40.882 1'40.971	6	0.089
8	31 G. GERLOFF	USA	Yamaha YZF R1	25.198	14.901 +0.467	30.022	30.818	1'40.939 1'41.406	16	0.467
9	50 E. LAVERTY	IRL	BMW S1000 RR	25.038	14.947	30.148	30.835 +0.233	1'40.968 1'41.201	9	0.233
10	66 T. SYKES	GBR	BMW S1000 RR	25.051	14.959 +0.030	29.995	31.059 +0.040	1'41.064 1'41.134	8	0.070
11	60 M. VAN DER MARK	NED	Yamaha YZF R1	25.224 +0.066	14.896	30.115	30.903 +0.052	1'41.138 1'41.256	11	0.118
12	33 M. MELANDRI	ITA	Ducati Panigale V4 R	25.315 +0.056	14.844 +0.081	30.229 +0.043	30.790	1'41.178 1'41.358	14	0.180
13	91 L. HASLAM	GBR	Honda CBR1000RR-R	25.360	14.910 +0.060	30.082	30.860	1'41.212 1'41.272	12	0.060
14	77 M. SCHEIB	CHI	Kawasaki ZX-10RR	25.181	14.972	30.142	30.935	1'41.230 1'41.230	10	
15	54 T. RAZGATLIOGLU	TUR	Yamaha YZF R1	25.179 +0.158	14.917	30.325	30.814	1'41.235 1'41.393	15	0.158
16	22 A. LOWES	GBR	Kawasaki ZX-10RR	25.330	14.919 +0.077	30.116	30.883	1'41.248 1'41.325	13	0.077
17	36 L. MERCADO	ARG	Ducati Panigale V4 R	25.213 +0.108	15.010	30.202	30.877	1'41.302 1'41.410	17	0.108
18	12 X. FORES	ESP	Kawasaki ZX-10RR	25.370 +0.039	14.963 +0.079	30.257 +0.082	31.013 +0.017	1'41.603 1'41.820	18	0.217
19	23 C. PONSSON	FRA	Aprilia RSV4 1000	25.326	14.987 +0.121	30.238 +0.063	31.259 +0.032	1'41.810 1'42.026	19	0.216
20	11 S. CORTESE	GER	Kawasaki ZX-10RR	25.640	14.986	30.418 +0.119	31.222	1'42.266 1'42.385	20	0.119
21	63 L. GABELLINI	ITA	Honda CBR1000RR-R	25.476 +0.191	15.124 +0.075	30.467 +0.112	31.472 +0.034	1'42.539 1'42.951	22	0.412
22	13 T. TAKAHASHI	JPN	Honda CBR1000RR-R	25.519	15.168 +0.007	30.448	31.429 +0.012	1'42.564 1'42.583	21	0.019
23	20 S. BARRIER	FRA	Ducati Panigale V4 R	25.831 +0.183	15.066 +0.012	30.980	31.587	1'43.464 1'43.659	23	0.195
Overall Ideal Time				24.885	14.844	29.838	30.599	1'40.166		

31/07/2020

These data/results cannot be reproduced, stored and/or transmitted in whole or in part by any manner of electronic, mechanical, photocopying, recording, broadcasting or otherwise now known or herein after developed without the previous express consent by the copyright owner, except for reproduction in daily press and regular printed publications on sale to the public within 60 days of the event related to those data/results and always provided that copyright symbol appears together as follows below.

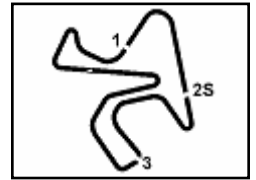
© DORNA WSBK ORGANIZATION Srl 2020

FICR PERUGIA TIMING


Official Tyre Supplier



Official Timekeeper



Pirelli Spanish Round, 31 July - 2 August 2020 Chronological Analysis Free Practice 2nd Session

Jerez 4.423 m

1 / 5

1° 21 M. RINALDI (1'40.325)							
Lap	Seg.1	Seg.2	Seg.3	Seg.4	Lap Time	km/h	Local Time
1							15:00'32.306
2	32.832	15.448	31.438	31.488	1'51.206P	266,5	15:02'23.512
3	25.381	15.029	30.423	31.088	1'41.921	269,8	15:04'05.433
4	25.287	15.011	30.349	31.132	1'41.779	269,8	15:05'47.212
5	25.426	14.956	30.353	31.186	1'41.921	271,1	15:07'29.133
6	25.505	15.017	30.452	31.378	1'42.352	270,4	15:09'11.485
7	25.532	14.998	30.422	31.140	1'42.092	270,4	15:10'53.577
8	28.354	16.860	33.980	10'04.286	11'23.480P	234,9	15:22'17.057
9	33.018	15.476	31.834	38.132	1'58.460P	265,3	15:24'15.517
10	25.477	15.048	30.383	31.272	1'42.180	269,1	15:25'57.697
11	25.572	15.105	30.436	31.195	1'42.308	267,2	15:27'40.005
12	25.377	15.034	30.274	31.124	1'41.809	267,8	15:29'21.814
13	25.325	15.014	30.140	30.924	1'41.403	269,1	15:31'03.217
14	28.712	17.127	34.316	8'43.639	10'03.794P	244,8	15:41'07.011
15	34.184	16.185	33.744	37.879	2'01.992P	251,4	15:43'09.003
16	25.067	14.880	29.972	30.643	1'40.562	269,8	15:44'49.565
17	24.885	14.855	29.838	30.747	1'40.325	270,4	15:46'29.890
18	29.280	15.827	32.512	34.108	1'51.727	260,9	15:48'21.617
19	28.840	16.525	32.652	33.636	1'51.653	237,9	15:50'13.270

16	25.334	14.935	33.070	2'31.426	3'44.765P	271,8	15:43'59.997
17	32.744	15.985	31.458	31.248	1'51.435P	253,2	15:45'51.432
18	25.256	14.870	29.989	30.728	1'40.843	273,1	15:47'32.275
19	25.270	14.914	29.974	30.804	1'40.962	274,5	15:49'13.237
20	30.686	15.180	30.672	31.920	1'48.458	273,1	15:51'01.695

2° 45 S. REDDING (1'40.628)							
Lap	Seg.1	Seg.2	Seg.3	Seg.4	Lap Time	km/h	Local Time
1							15:00'09.350
2	35.780	15.994	31.915	31.516	1'55.205P	259,1	15:02'04.555
3	25.728	14.919	30.208	30.844	1'41.699	269,8	15:03'46.254
4	25.266	14.985	30.063	30.735	1'41.049	271,8	15:05'27.303
5	25.262	14.900	30.130	31.113	1'41.405	273,1	15:07'08.708
6	25.367	14.973	30.010	30.703	1'41.053	271,1	15:08'49.761
7	26.855	15.348	31.048	9'57.752	11'11.003P	264,0	15:20'00.764
8	33.237	15.345	30.946	31.130	1'50.658P	267,2	15:21'51.422
9	25.328	14.986	30.186	30.767	1'41.267	267,8	15:23'32.689
10	31.608	15.188	31.063	31.212	1'49.071	267,8	15:25'21.760
11	25.251	15.104	30.038	30.599	1'40.992	268,5	15:27'02.752
12	28.467	15.595	32.242	31.169	1'47.473	264,0	15:28'50.225
13	25.144	14.980	30.028	30.690	1'40.842	269,8	15:30'31.067
14	27.362	14.965	30.158	31.161	1'43.646	271,8	15:32'14.713
15	25.144	15.013	30.202	30.677	1'41.036	271,1	15:33'55.749
16	25.152	14.894	29.956	30.626	1'40.628	271,1	15:35'36.377
17	26.739	15.273	31.430	7'17.784	8'31.226P	267,8	15:44'07.603
18	32.693	15.283	31.028	31.248	1'50.252P	267,2	15:45'57.855
19	25.236	15.097	34.020	31.411	1'45.764	269,8	15:47'43.610
20	25.201	14.933	30.050	30.766	1'40.950	271,1	15:49'24.569
21	25.160	15.013	29.952	34.690	1'44.815	271,8	15:51'09.384

4° 1 J. REA (1'40.894)							
Lap	Seg.1	Seg.2	Seg.3	Seg.4	Lap Time	km/h	Local Time
1							15:00'45.304
2	30.587	15.219	30.678	31.605	1'48.089P	267,2	15:02'33.393
3	25.317	14.961	30.130	30.943	1'41.351	267,8	15:04'14.744
4	25.229	14.965	30.128	30.848	1'41.170	267,2	15:05'55.914
5	25.189	14.944	30.140	30.943	1'41.216	268,5	15:07'37.130
6	25.072	14.994	30.073	30.836	1'40.975	267,8	15:09'18.105
7	27.750	15.457	31.325	8'02.890	9'17.422P	265,9	15:18'35.527
8	30.571	15.286	30.804	31.156	1'47.817P	264,6	15:20'23.344
9	25.402	15.056	30.163	31.167	1'41.788	265,9	15:22'05.132
10	25.512	15.032	30.195	31.077	1'41.816	266,5	15:23'46.948
11	25.467	15.110	30.401	3'13.735	4'24.713P	266,5	15:28'11.661
12	32.398	15.219	30.527	31.435	1'49.579P	265,9	15:30'01.240
13	25.350	14.947	30.596	31.155	1'42.048	270,4	15:31'43.288
14	25.221	14.950	30.220	31.043	1'41.434	267,8	15:33'24.722
15	25.328	14.946	30.077	31.063	1'41.414	267,2	15:35'06.136
16	25.294	14.929	30.084	31.031	1'41.338	268,5	15:36'47.474
17	25.285	14.943	30.904	5'39.775	6'50.907P	267,8	15:43'38.381
18	35.573	15.098	30.590	31.447	1'52.708P	267,8	15:45'31.089
19	25.190	14.943	29.937	30.824	1'40.894	267,8	15:47'11.983
20	25.131	14.945	35.620	31.301	1'46.997	269,8	15:48'58.980
21	25.397	14.916	30.165	31.071	1'41.549	271,1	15:50'40.529

3° 19 A. BAUTISTA (1'40.843)							
Lap	Seg.1	Seg.2	Seg.3	Seg.4	Lap Time	km/h	Local Time
1							15:00'19.781
2	33.916	15.486	31.468	31.715	1'52.585P	269,1	15:02'12.366
3	25.712	15.053	30.589	30.959	1'42.313	272,4	15:03'54.679
4	25.305	15.022	29.950	30.929	1'41.206	271,8	15:05'35.885
5	25.294	15.000	29.946	30.785	1'41.025	272,4	15:07'16.910
6	25.188	14.994	30.133	30.859	1'41.174	270,4	15:08'58.084
7	25.214	14.923	30.027	30.813	1'40.977	273,8	15:10'39.061
8	25.153	14.897	30.045	31.347	1'41.442	275,1	15:12'20.503
9	25.320	14.920	29.934	30.789	1'40.963	271,8	15:14'01.466
10	26.607	15.277	30.979	7'52.300	9'05.163P	268,5	15:23'06.629
11	33.839	15.156	30.403	31.097	1'50.495P	269,8	15:24'57.124
12	25.343	15.040	30.040	30.781	1'41.204	271,8	15:26'38.328
13	25.458	15.015	30.025	8'51.999	10'02.497P	271,8	15:36'40.825
14	35.732	15.244	30.716	31.251	1'52.943P	269,1	15:38'33.768
15	25.388	14.966	30.112	30.998	1'41.464	271,1	15:40'15.232

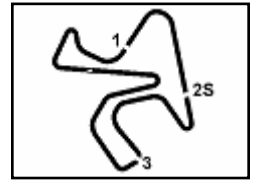
5° 76 L. BAZ (1'40.937)							
Lap	Seg.1	Seg.2	Seg.3	Seg.4	Lap Time	km/h	Local Time
1							15:00'02.534
2	31.811	15.768	30.880	31.507	1'49.966P	263,4	15:01'52.500
3	25.144	15.047	30.172	31.002	1'41.365	262,1	15:03'33.865
4	25.054	14.993	29.940	30.950	1'40.937	264,0	15:05'14.802
5	25.212	15.096	29.939	31.150	1'41.397	262,7	15:06'56.199
6	25.130	15.001	29.936	30.990	1'41.057	263,4	15:08'37.256
7	26.364	15.714	31.929	4'45.821	5'59.828P	249,7	15:14'37.084
8	34.429	15.693	31.638	32.132	1'53.892P	259,1	15:16'30.976
9	25.731	15.376	30.444	31.550	1'43.101	260,3	15:18'14.077
10	25.755	15.181	30.289	31.237	1'42.462	262,1	15:19'56.539
11	25.517	15.175	30.413	31.274	1'42.379	262,1	15:21'38.918
12	26.293	15.598	31.556	3'48.959	5'02.406P	256,7	15:26'41.324
13	33.335	15.687	31.272	31.612	1'51.906P	258,5	15:28'33.230
14	25.643	15.225	30.448	31.233	1'42.549	259,1	15:30'15.779
15	25.394	15.086	30.105	31.142	1'41.727	261,5	15:31'57.506
16	25.323	15.093	30.054	31.128	1'41.598	262,1	15:33'39.104
17	25.408	15.086	30.015	31.071	1'41.580	263,4	15:35'20.684
18	25.315	15.196	30.043	31.132	1'41.686	262,7	15:37'02.370
19	25.398	14.987	30.026	31.021	1'41.432	265,9	15:38'43.802
20	25.320	15.241	30.197	31.045	1'41.803	269,8	15:40'25.605
21	25.230	15.003	29.860	30.953	1'41.046	266,5	15:42'06.651
22	25.209	15.035	29.943	30.917	1'41.104	264,0	15:43'47.755
23	25.264	15.042	29.905	30.948	1'41.159	264,0	15:45'28.914
24	28.343	15.047	31.701	31.646	1'46.737	264,0	15:47'15.651
25	25.393	15.083	30.314	31.164	1'41.954	264,6	15:48'57.605
26	25.362	15.170	30.243	31.330	1'42.105	264,0	15:50'39.710

6° 7 C. DAVIES (1'40.971)							
Lap	Seg.1	Seg.2	Seg.3	Seg.4	Lap Time	km/h	Local Time
1							15:00'56.407
2	31.659	15.498	31.632	33.091	1'51.880P	268,5	15:02'48.287

31/07/2020 P = Pits In/Out - C = Lap Time Cancelled

These data/results cannot be reproduced, stored and/or transmitted in whole or in part by any manner of electronic, mechanical, photocopying, recording, broadcasting or otherwise now known or herein after developed without the previous express consent by the copyright owner, except for reproduction in daily press and regular printed publications on sale to the public within 60 days of the event related to those data/results and always provided that copyright symbol appears together as follows below.

© DORNA WSBK ORGANIZATION Srl 2020



Pirelli Spanish Round, 31 July - 2 August 2020 Chronological Analysis Free Practice 2nd Session

Lap	Seg.1	Seg.2	Seg.3	Seg.4	Lap Time	km/h	Local Time
3	25.205	14.954	30.053	30.795	1'41.007	272,4	15:04'29.294
4	25.386	15.037	30.050	30.896	1'41.369	271,1	15:06'10.663
5	25.186	15.030	30.003	30.848	1'41.067	271,8	15:07'51.730
6	25.213	15.028	29.924	30.806	1'40.971	271,8	15:09'32.701
7	25.248	14.968	30.005	30.750	1'40.971	271,8	15:11'13.672
8	25.177	14.955	30.051	30.830	1'41.013	271,8	15:12'54.685
9	54.103	20.610	38.105	12'07.735	14'00.553P	187,6	15:26'55.238
10	34.616	15.448	31.432	31.365	1'52.861P	265,9	15:28'48.099
11	25.579	15.114	30.800	32.299	1'43.792	267,8	15:30'31.891
12	25.531	15.057	30.242	30.886	1'41.716	269,8	15:32'13.607
13	25.256	17.280	31.883	3'47.907	5'02.326P	242,1	15:37'15.933
14	32.369	15.332	31.002	31.126	1'49.829P	267,8	15:39'05.762
15	25.288	15.033	30.043	30.751	1'41.115	269,1	15:40'46.877
16	26.951	15.463	31.088	31.308	1'44.810	267,2	15:42'31.687
17	25.085	15.012	30.353	30.999	1'41.449	271,8	15:44'13.136
18	26.238	15.376	30.927	2'44.906	3'57.447P	268,5	15:48'10.583
19	30.079	15.052	30.373	30.945	1'46.449P	271,1	15:49'57.032
20	25.357	14.950	30.052	30.711	1'41.070	271,8	15:51'38.102

9° 50 E. LAVERTY (1'41.201)							
Lap	Seg.1	Seg.2	Seg.3	Seg.4	Lap Time	km/h	Local Time
1							15:01'25.461
2	32.139	15.605	33.479	32.404	1'53.627P	262,7	15:03'19.088
3	25.332	15.024	30.205	30.835	1'41.396	269,1	15:05'00.484
4	25.038	14.947	30.148	31.068	1'41.201	268,5	15:06'41.685
5	26.093	15.629	31.398	8'20.304	9'33.424P	258,5	15:16'15.109
6	38.518	16.412	34.589	34.072	2'03.591P	249,7	15:18'18.700
7	25.668	15.194	30.555	31.322	1'42.739	265,3	15:20'01.439
8					20'11.226P		15:40'12.665
9	39.330	15.926	31.853	31.772	1'58.881P	256,7	15:42'11.546
10	25.630	15.262	30.496	31.598	1'42.986	267,8	15:43'54.532
11	25.746	15.199	30.634	31.504	1'43.083	266,5	15:45'37.615
12	25.795	15.129	30.568	31.610	1'43.102	265,9	15:47'20.717
13	30.436	15.721	31.780	35.024	1'52.961	259,7	15:49'13.678
14	25.873	15.139	30.862	31.554	1'43.428	267,8	15:50'57.106

7° 64 F. CARICASULO (1'40.971)							
Lap	Seg.1	Seg.2	Seg.3	Seg.4	Lap Time	km/h	Local Time
1		15.387	31.411	31.723		267,8	15:01'53.805
2	25.722	15.102	31.148	31.218	1'43.190	268,5	15:03'36.995
3	25.686	15.128	30.263	31.303	1'42.380	267,2	15:05'19.375
4	25.351	14.960	30.244	31.071	1'41.626	267,8	15:07'01.001
5	25.548	15.281	36.336	9'23.716	10'40.881P	262,1	15:17'41.882
6	38.377	15.371	30.803	31.502	1'56.053P	260,9	15:19'37.935
7	25.532	15.139	30.394	31.511	1'42.576	262,1	15:21'20.511
8	25.611	14.976	30.614	31.318	1'42.519	265,3	15:23'03.030
9	25.501	15.106	30.540	5'50.656	7'01.803P	264,6	15:30'04.833
10	38.049	15.243	30.644	31.311	1'55.247P	263,4	15:32'00.080
11	25.594	15.104	30.482	31.376	1'42.556	267,2	15:33'42.636
12	25.573	15.179	30.416	31.417	1'42.585	267,2	15:35'25.221
13	26.343	17.408	33.902	5'32.312	6'49.965P	172,4	15:42'15.186
14	36.138	15.104	30.502	31.166	1'52.910P	263,4	15:44'08.096
15	25.336	14.943	30.123	30.814	1'41.216	265,3	15:45'49.312
16	25.136	14.992	30.041	30.802	1'40.971	265,3	15:47'30.283
17	25.307	14.979	30.001	31.046	1'41.333	266,5	15:49'11.616
18	25.418	15.110	30.154	31.184	1'41.866	264,0	15:50'53.482

10° 77 M. SCHEIB (1'41.230)							
Lap	Seg.1	Seg.2	Seg.3	Seg.4	Lap Time	km/h	Local Time
1							14:59'57.728
2	38.155	15.268	31.305	31.598	1'56.326P	266,5	15:01'54.054
3	25.591	15.059	30.392	31.079	1'42.121	269,8	15:03'36.175
4	25.305	15.040	30.192	31.099	1'41.636	264,0	15:05'17.811
5	25.402	15.062	30.315	31.356	1'42.135	265,3	15:06'59.946
6	31.022	15.137	30.458	9'40.557	10'57.174P	265,9	15:17'57.120
7	36.734	15.557	32.102	31.742	1'56.135P	258,5	15:19'53.255
8	25.782	15.268	30.608	31.796	1'43.454	262,7	15:21'36.709
9	25.778	15.286	30.711	11'12.003	12'23.778P	262,1	15:34'00.487
10	32.095	15.492	31.302	31.549	1'50.438P	263,4	15:35'50.925
11	25.575	15.180	30.313	31.370	1'42.438	264,6	15:37'33.363
12	25.547	15.165	30.427	31.480	1'42.619	264,0	15:39'15.982
13	25.608	15.265	30.557	32.436	1'43.866	263,4	15:40'59.848
14	28.419	15.901	31.766	5'37.977	6'54.063P	262,7	15:47'53.911
15	31.820	15.344	35.003	31.570	1'53.737P	259,7	15:49'47.648
16	25.181	14.972	30.142	30.935	1'41.230	266,5	15:51'28.878

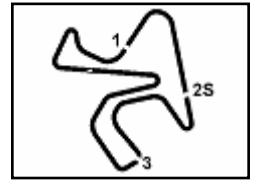
8° 66 T. SYKES (1'41.134)							
Lap	Seg.1	Seg.2	Seg.3	Seg.4	Lap Time	km/h	Local Time
1							15:01'14.373
2	33.091	15.866	31.906	32.250	1'53.113P	248,6	15:03'07.486
3	25.114	14.980	30.283	31.099	1'41.476	267,8	15:04'48.962
4	25.253	14.982	30.345	31.115	1'41.695	265,9	15:06'30.657
5	25.119	15.015	30.219	31.059	1'41.412	265,9	15:08'12.069
6	25.185	14.974	30.201	31.077	1'41.437	265,9	15:09'53.506
7	25.051	14.989	29.995	31.099	1'41.134	265,9	15:11'34.640
8	25.240	14.980	30.068	31.139	1'41.427	265,9	15:13'16.067
9	25.204	15.019	30.183	31.162	1'41.568	265,3	15:14'57.635
10	25.192	15.061	30.248	31.233	1'41.734	265,9	15:16'39.369
11	25.107	14.972	29.996	31.146	1'41.221	266,5	15:18'20.590
12	25.211	14.959	30.239	31.099	1'41.508	267,2	15:20'02.098
13	27.282	15.337	31.568	15'33.233	16'47.420P	260,9	15:36'49.518
14	36.500	16.007	33.597	32.966	1'59.070P	203,1	15:38'48.588
15	26.540	16.184	32.001	31.478	1'46.203	177,7	15:40'34.791
16	25.272	15.070	30.239	31.290	1'41.871	268,5	15:42'16.662
17	25.275	15.034	30.781	31.672	1'42.762	267,2	15:43'59.424
18	25.325	15.053	30.257	31.207	1'41.842	265,9	15:45'41.266
19	25.240	15.015	30.304	31.255	1'41.814	266,5	15:47'23.080
20	26.731	15.427	31.368	40.681	1'54.207	262,1	15:49'17.287
21	25.297	15.041	30.141	31.129	1'41.608	267,2	15:50'58.895

11° 60 M. VAN DER MARK (1'41.256)							
Lap	Seg.1	Seg.2	Seg.3	Seg.4	Lap Time	km/h	Local Time
1							14:59'52.972
2	46.525	15.354	32.007	31.664	2'05.550P	265,3	15:01'58.522
3	25.454	14.994	30.456	31.130	1'42.034	267,2	15:03'40.556
4	25.353	14.946	30.767	31.038	1'42.104	269,8	15:05'22.660
5	25.407	14.989	30.274	30.993	1'41.663	265,3	15:07'04.323
6	25.373	14.989	30.332	30.947	1'41.641	266,5	15:08'45.964
7	25.467	15.032	30.481	31.010	1'41.990	265,3	15:10'27.954
8	29.464	16.242	32.771	6'39.066	7'57.543P	237,9	15:18'25.497
9	31.678	15.227	30.575	31.115	1'48.595P	262,7	15:20'14.092
10	25.356	14.948	30.446	31.020	1'41.770	265,3	15:21'55.862
11	25.434	15.007	30.326	31.046	1'41.813	265,3	15:23'37.675
12	25.394	14.972	30.440	30.961	1'41.767	264,0	15:25'19.442
13	28.162	15.257	30.766	6'44.648	7'58.833P	264,6	15:33'18.275
14	33.667	15.279	30.290	31.033	1'50.269P	264,0	15:35'08.544
15	25.290	14.896	30.115	30.955	1'41.256	267,2	15:36'49.800
16	25.349	14.929	30.144	30.959	1'41.381	267,2	15:38'31.181
17	25.400	15.056	30.321	30.955	1'41.732	263,4	15:40'12.913
18	25.443	15.010	30.404	30.903	1'41.760	265,3	15:41'54.673
19	25.325	15.022	30.191	30.957	1'41.495	264,6	15:43'36.168
20	25.224	14.987	30.386	30.917	1'41.514	265,3	15:45'17.682
21	25.298	14.926	30.260	30.953	1'41.437	265,3	15:46'59.119
22	25.383	14.958	30.374	31.067	1'41.782	265,9	15:48'40.901
23	25.396	15.032	30.353	30.982	1'41.763	265,9	15:50'22.664

31/07/2020 P = Pits In/Out - C = Lap Time Cancelled

These data/results cannot be reproduced, stored and/or transmitted in whole or in part by any manner of electronic, mechanical, photocopying, recording, broadcasting or otherwise now known or herein after developed without the previous express consent by the copyright owner, except for reproduction in daily press and regular printed publications on sale to the public within 60 days of the event related to those data/results and always provided that copyright symbol appears together as follows below.

© DORNA WSBK ORGANIZATION Srl 2020



Jerez 4.423 m

3 / 5

Pirelli Spanish Round, 31 July - 2 August 2020 Chronological Analysis Free Practice 2nd Session

12° 91 L. HASLAM (1'41.272)							
Lap	Seg.1	Seg.2	Seg.3	Seg.4	Lap Time	km/h	Local Time
1							14:59'52.937
2	44.046	15.824	33.787	32.805	2'06.462P	265,9	15:01'59.399
3	26.078	15.007	30.515	31.148	1'42.748	273,8	15:03'42.147
4	28.975	15.737	30.305	31.118	1'46.135	259,1	15:05'28.282
5	25.486	15.083	30.324	30.998	1'41.891	271,8	15:07'10.173
6	25.468	14.910	31.086	31.744	1'43.208	274,5	15:08'53.381
7	25.779	15.386	30.999	31.279	1'43.443	269,8	15:10'36.824
8	25.473	15.177	30.323	30.975	1'41.948	271,1	15:12'18.772
9	28.466	15.424	34.079	14'15.797	15'33.766P	268,5	15:27'52.538
10	34.962	15.595	31.699	31.576	1'53.832P	264,6	15:29'46.370
11	25.711	15.174	30.284	31.120	1'42.289	269,1	15:31'28.659
12	25.426	15.002	30.293	31.326	1'42.047	269,8	15:33'10.706
13	28.351	15.899	31.831	6'46.088	8'02.169P	265,3	15:41'12.875
14	33.537	15.740	31.991	31.486	1'52.754P	265,3	15:43'05.629
15	25.438	15.025	30.164	30.939	1'41.566	271,8	15:44'47.195
16	25.377	15.016	30.188	31.075	1'41.656	269,8	15:46'28.851
17	30.781	17.573	32.811	33.735	1'54.900	223,5	15:48'23.751
18	25.360	14.970	30.082	30.860	1'41.272	271,1	15:50'05.023

15° 54 T. RAZGATLIOGLU (1'41.393)							
Lap	Seg.1	Seg.2	Seg.3	Seg.4	Lap Time	km/h	Local Time
1							15:00'31.817
2	29.293	15.399	30.938	31.154	1'46.784P	264,6	15:02'18.601
3	25.179	15.019	30.332	30.966	1'41.496	266,5	15:04'00.097
4	25.240	15.090	31.283	31.005	1'42.618	266,5	15:05'42.715
5	25.337	14.917	30.325	30.814	1'41.393	271,1	15:07'24.108
6	25.447	15.068	30.429	12'27.895	13'38.839P	267,2	15:21'02.947
7	32.157	15.326	30.660	31.125	1'49.268P	263,4	15:22'52.215
8	25.672	15.124	30.504	11'09.551	12'20.851P	267,8	15:35'13.066
9	35.073	15.816	32.096	31.268	1'54.253P	255,5	15:37'07.319
10	25.963	15.435	30.503	31.477	1'43.378	264,6	15:38'50.697
11	25.470	15.046	30.394	31.087	1'41.997	267,2	15:40'32.694
12	25.709	15.174	30.670	6'29.136	7'40.689P	264,0	15:48'13.383
13	31.906	15.121	30.523	32.009	1'49.559P	264,0	15:50'02.942

13° 22 A. LOWES (1'41.325)							
Lap	Seg.1	Seg.2	Seg.3	Seg.4	Lap Time	km/h	Local Time
1							15:00'19.560
2	36.126	15.871	31.885	31.650	1'55.532P	257,9	15:02'15.092
3	25.800	14.933	30.293	30.995	1'42.021	270,4	15:03'57.113
4	25.539	14.919	30.267	30.972	1'41.697	269,1	15:05'38.810
5	25.426	15.015	30.224	30.950	1'41.615	269,8	15:07'20.425
6	25.720	16.664	33.976	13'43.446	14'59.806P	194,2	15:22'20.231
7	35.190	15.498	31.752	31.669	1'54.109P	263,4	15:24'14.340
8	25.584	15.100	30.710	31.254	1'42.648	266,5	15:25'56.988
9	27.775	15.370	31.319	8'26.152	9'40.616P	266,5	15:35'37.604
10	33.786	15.283	31.046	31.533	1'51.648P	265,3	15:37'29.252
11	25.745	15.017	30.529	31.133	1'42.424	267,8	15:39'11.676
12	25.677	14.981	30.415	31.265	1'42.338	268,5	15:40'54.014
13	25.640	15.039	30.645	31.174	1'42.498	267,8	15:42'36.512
14	25.508	15.002	30.339	31.052	1'41.901	268,5	15:44'18.413
15	25.483	14.931	30.145	30.928	1'41.487	270,4	15:45'59.900
16	25.449	14.925	30.125	31.034	1'41.533	271,1	15:47'41.433
17	25.358	14.922	30.267	31.074	1'41.621	269,1	15:49'23.054
18	25.330	14.996	30.116	30.883	1'41.325	269,1	15:51'04.379

16° 31 G. GERLOFF (1'41.406)							
Lap	Seg.1	Seg.2	Seg.3	Seg.4	Lap Time	km/h	Local Time
1							15:00'06.309
2	31.864	15.834	32.794	32.005	1'52.497P	264,6	15:01'58.806
3	25.671	14.901	30.454	30.955	1'41.981	268,5	15:03'40.787
4	25.465	15.401	30.784	31.162	1'42.812	266,5	15:05'23.599
5	25.556	14.992	30.416	6'15.882	7'26.846P	267,8	15:12'50.445
6	33.666	15.525	30.997	31.353	1'51.541P	262,1	15:14'41.986
7	25.558	15.126	30.611	30.959	1'42.254	263,4	15:16'24.240
8	25.533	15.090	30.333	31.043	1'41.999	264,6	15:18'06.239
9	25.766	15.114	30.374	31.047	1'42.301	264,0	15:19'48.540
10	26.473	15.340	30.444	31.163	1'43.420	264,6	15:21'31.960
11	25.564	15.106	30.410	30.946	1'42.026	263,4	15:23'13.986
12	25.768	15.151	30.356	30.924	1'42.199	263,4	15:24'56.185
13	25.566	15.104	30.386	30.997	1'42.053	264,0	15:26'38.238
14	25.913	15.074	30.359	31.108	1'42.454	266,5	15:28'20.692
15	27.345	15.475	30.475	6'13.739	7'27.034P	260,9	15:35'47.726
16	31.735	15.139	30.285	31.188	1'48.347P	267,2	15:37'36.073
17	25.572	15.005	30.216	30.964	1'41.757	267,2	15:39'17.830
18	25.555	14.987	30.210	30.989	1'41.741	267,2	15:40'59.571
19	25.467	15.028	30.349	31.047	1'41.891	265,3	15:42'41.462
20	25.473	15.071	30.216	31.377	1'42.137	266,5	15:44'23.599
21	26.528	15.119	30.571	2'22.988	3'35.206P	265,9	15:47'58.805
22	32.658	15.183	31.077	31.142	1'50.060P	266,5	15:49'48.865
23	25.198	15.368	30.022	30.818	1'41.406	267,8	15:51'30.271

14° 33 M. MELANDRI (1'41.358)							
Lap	Seg.1	Seg.2	Seg.3	Seg.4	Lap Time	km/h	Local Time
1							15:00'03.876
2	34.080	15.861	33.291	32.560	1'55.792P	266,5	15:01'59.668
3	26.160	15.035	30.607	31.456	1'43.258	277,2	15:03'42.926
4	25.574	14.945	30.488	31.158	1'42.165	277,2	15:05'25.091
5	25.388	14.870	30.455	31.066	1'41.779	278,6	15:07'06.870
6	25.332	16.384	31.183	8'53.332	10'06.231P	259,1	15:17'13.101
7	34.556	15.643	35.137	32.439	1'57.775P	268,5	15:19'10.876
8	25.750	15.157	30.568	31.535	1'43.010	271,8	15:20'53.886
9	25.464	14.996	30.387	31.020	1'41.867	272,4	15:22'35.753
10	26.339	15.701	31.284	31.346	1'44.670	253,2	15:24'20.423
11	25.396	15.025	30.286	31.003	1'41.710	273,1	15:26'02.133
12	25.422	15.027	30.262	30.927	1'41.638	273,1	15:27'43.771
13	27.103	15.763	31.670	9'32.091	10'46.627P	263,4	15:38'30.398
14	34.599	15.796	31.312	31.303	1'53.010P	258,5	15:40'23.408
15	25.525	15.003	30.229	30.989	1'41.746	273,8	15:42'05.154
16	25.371	14.925	30.272	30.790	1'41.358	273,8	15:43'46.512
17	25.315	14.968	30.285	30.893	1'41.461	273,1	15:45'27.973
18	29.573	14.949	31.245	32.263	1'48.030	276,5	15:47'16.003
19	25.506	14.844	30.485	30.953	1'41.788	275,8	15:48'57.791

17° 36 L. MERCADO (1'41.410)							
Lap	Seg.1	Seg.2	Seg.3	Seg.4	Lap Time	km/h	Local Time
1							15:00'24.469
2	34.938	16.324	31.980	31.445	1'54.687P	256,1	15:02'19.156
3	25.321	15.010	30.202	30.877	1'41.410	267,8	15:04'00.566
4	25.213	15.021	30.356	31.131	1'41.721	267,2	15:05'42.287
5	25.315	15.099	30.293	31.306	1'42.013	267,8	15:07'24.300
6	25.565	15.045	30.443	31.130	1'42.183	269,1	15:09'06.483
7	25.392	16.139	30.541	31.148	1'43.220	261,5	15:10'49.703
8	25.566	15.183	30.535	31.082	1'42.366	266,5	15:12'32.069
9	25.455	15.128	30.366	31.168	1'42.117	267,2	15:14'14.186
10	25.419	15.083	30.553	31.095	1'42.150	267,2	15:15'56.336
11	25.465	15.212	30.571	31.241	1'42.489	265,3	15:17'38.825
12	25.462	15.180	30.483	31.378	1'42.503	267,8	15:19'21.328
13	25.581	15.238	30.509	31.422	1'42.750	264,6	15:21'04.078
14	25.777	15.134	30.640	31.331	1'42.882	265,9	15:22'46.960
15	25.936	15.191	30.594	31.343	1'43.064	264,6	15:24'30.024
16	25.528	15.191	30.597	31.179	1'42.495	264,6	15:26'12.519
17	25.722	15.198	30.568	31.254	1'42.742	264,0	15:27'55.261

31/07/2020

P = Pits In/Out - C = Lap Time Cancelled

These data/results cannot be reproduced, stored and/or transmitted in whole or in part by any manner of electronic, mechanical, photocopying, recording, broadcasting or otherwise now known or herein after developed without the previous express consent by the copyright owner, except for reproduction in daily press and regular printed publications on sale to the public within 60 days of the event related to those data/results and always provided that copyright symbol appears together as follows below.

© DORNA WSBK ORGANIZATION Srl 2020



Jerez 4.423 m

Pirelli Spanish Round, 31 July - 2 August 2020 Chronological Analysis Free Practice 2nd Session

4 / 5

18	30.618	18.942	31.577	13'29.036	14'50.173P	256,7	15:42'45.434	5	25.771	15.139	31.176	31.678	1'43.764	264,6	15:07'11.695
19	36.081	15.966	31.893	31.593	1'55.533P	258,5	15:44'40.967	6	26.444	15.409	31.748	6'52.575	8'06.176P	261,5	15:15'17.871
20	25.455	15.033	30.205	31.392	1'42.085	267,8	15:46'23.052	7	32.444	15.538	31.418	32.224	1'51.624P	257,3	15:17'09.495
21	25.295	15.115	30.287	31.136	1'41.833	267,8	15:48'04.885	8	26.013	15.267	31.063	31.564	1'43.907	260,9	15:18'53.402
22	25.299	15.106	30.247	31.029	1'41.681	268,5	15:49'46.566	9	25.957	15.246	31.044	31.894	1'44.141	260,9	15:20'37.543
23	25.310	15.045	30.354	31.052	1'41.761	266,5	15:51'28.327	10	28.243	15.641	31.765	6'00.804	7'16.453P	259,1	15:27'53.996

18° 12 X. FORES (1'41.820)

Lap	Seg.1	Seg.2	Seg.3	Seg.4	Lap Time	km/h	Local Time
1							14:59'58.862
2	35.670	15.633	31.457	31.340	1'54.100P	262,1	15:01'52.962
3	25.478	14.963	30.429	31.116	1'41.986	265,9	15:03'34.948
4	25.409	15.042	30.339	31.030	1'41.820	266,5	15:05'16.768
5	25.451	15.018	30.311	31.049	1'41.829	264,6	15:06'58.597
6	31.603	15.213	30.431	31.053	1'48.300	266,5	15:08'46.897
7	25.563	15.101	30.411	31.013	1'42.088	265,3	15:10'28.985
8	25.580	15.949	31.840	7'32.849	8'46.218P	222,7	15:19'15.203
9	34.885	15.362	30.889	31.551	1'52.687P	261,5	15:21'07.890
10	25.695	15.204	30.551	31.967	1'43.417	262,7	15:22'51.307
11	25.529	15.208	30.521	31.292	1'42.550	262,7	15:24'33.857
12	25.493	15.202	30.538	31.282	1'42.515	261,5	15:26'16.372
13	29.354	15.488	31.225	4'23.658	5'39.725P	259,7	15:31'56.097
14	33.454	15.326	30.779	31.407	1'50.966P	262,7	15:33'47.063
15	25.460	15.131	30.295	31.153	1'42.039	264,6	15:35'29.102
16	25.370	15.079	30.257	31.142	1'41.848	264,6	15:37'10.950
17	25.987	15.253	30.943	4'43.222	5'55.405P	264,6	15:43'06.355
18	35.419	15.486	30.845	2'33.197	3'54.947P	260,3	15:47'01.302
19	33.582	16.300	36.175	32.379	1'58.436P	207,3	15:48'59.738
20	25.651	15.250	30.498	32.146	1'43.545	265,3	15:50'43.283

21° 13 T. TAKAHASHI (1'42.583)

Lap	Seg.1	Seg.2	Seg.3	Seg.4	Lap Time	km/h	Local Time
1							15:00'50.290
2	33.848	16.119	32.688	32.454	1'55.109P	257,3	15:02'45.399
3	26.154	15.298	31.946	31.788	1'45.186	262,7	15:04'30.585
4	26.064	15.303	31.077	31.616	1'44.060	263,4	15:06'14.645
5	25.699	15.185	30.861	31.541	1'43.286	264,6	15:07'57.931
6	25.805	15.193	30.759	32.206	1'43.963	262,1	15:09'41.894
7	25.719	15.229	30.882	31.703	1'43.533	261,5	15:11'25.427
8	26.003	15.340	30.698	31.546	1'43.587	264,0	15:13'09.014
9	25.906	15.253	32.803	32.464	1'46.426	261,5	15:14'55.440
10	25.751	15.269	31.896	6'36.109	7'49.025P	262,1	15:22'44.465
11	36.443	15.799	31.997	31.896	1'56.135P	259,1	15:24'40.600
12	26.908	15.311	30.989	31.624	1'44.832	257,3	15:26'25.432
13	25.810	15.460	30.687	31.534	1'43.491	262,1	15:28'08.923
14	25.605	15.168	30.716	31.528	1'43.017	264,0	15:29'51.940
15	27.072	15.340	31.142	6'16.176	7'29.730P	260,9	15:37'21.670
16	37.779	17.115	32.980	31.836	1'59.710P	224,0	15:39'21.380
17	25.601	15.175	30.657	31.500	1'42.933	263,4	15:41'04.313
18	26.391	15.571	30.942	31.640	1'44.544	264,6	15:42'48.857
19	25.705	15.282	30.680	31.429	1'43.096	263,4	15:44'31.953
20	25.646	15.270	31.310	32.000	1'44.226	262,7	15:46'16.179
21	25.519	15.175	30.448	31.441	1'42.583	263,4	15:47'58.762

19° 23 C. PONSSON (1'42.026)

Lap	Seg.1	Seg.2	Seg.3	Seg.4	Lap Time	km/h	Local Time
1							14:59'52.047
2	41.918	15.883	31.870	31.573	2'01.244P	261,5	15:01'53.291
3	25.439	14.987	30.443	31.259	1'42.128	269,8	15:03'35.419
4	26.872	16.135	30.431	31.363	1'44.801	265,9	15:05'20.220
5	25.380	15.061	30.238	31.521	1'42.200	266,5	15:07'02.420
6	25.375	15.077	30.449	31.417	1'42.318	265,3	15:08'44.738
7	27.369	15.897	30.664	31.263	1'45.193	267,2	15:10'29.931
8	25.493	15.223	30.363	31.433	1'42.512	264,0	15:12'12.443
9	25.401	15.166	30.405	31.316	1'42.288	263,4	15:13'54.731
10	27.002	15.984	32.385	7'44.302	8'59.673P	241,6	15:22'54.404
11	32.815	15.941	31.599	32.330	1'52.685P	254,3	15:24'47.089
12	25.444	15.184	30.439	31.353	1'42.420	262,7	15:26'29.509
13	25.388			31.415	1'42.478		15:28'11.987
14	25.376	15.295	30.471	31.328	1'42.470	264,0	15:29'54.457
15	27.708	16.425	31.424	33.631	1'49.188	254,9	15:31'43.645
16	25.381	15.084	30.266	31.314	1'42.045	265,3	15:33'25.690
17	25.417	18.619	34.659	36.452	1'55.147	178,8	15:35'20.837
18	25.492	15.144	30.282	31.300	1'42.218	268,5	15:37'03.055
19	25.326	15.108	30.301	31.291	1'42.026	267,8	15:38'45.081
20	25.657	15.274	30.325	31.535	1'42.791	265,3	15:40'27.872
21	28.075	16.183	35.916	4'08.700	5'28.874P	247,5	15:45'56.746
22	33.223	16.099	33.222	32.815	1'55.359P	258,5	15:47'52.105
23	25.552	15.310	30.563	31.507	1'42.932	261,5	15:49'35.037
24	25.407			31.432	1'42.470		15:51'17.507

22° 63 L. GABELLINI (1'42.951)

Lap	Seg.1	Seg.2	Seg.3	Seg.4	Lap Time	km/h	Local Time
1							15:01'55.179
2	25.898	15.203	31.037	31.584	1'43.722	265,3	15:03'38.901
3	28.263	15.158	31.039	32.041	1'46.501	264,0	15:05'25.402
4	25.596	15.222	30.759	32.152	1'43.729	264,6	15:07'09.131
5	25.902	15.286	31.045	31.790	1'44.023	265,3	15:08'53.154
6	26.216	15.330	31.253	31.472	1'44.271	262,1	15:10'37.425
7	25.741	15.297	30.467	31.752	1'43.257	261,5	15:12'20.682
8	25.690	15.198	30.720	31.526	1'43.134	262,1	15:14'03.816
9	31.410	15.477	31.868	13'19.160	14'37.915P	258,5	15:28'41.731
10	34.615	15.526	31.037	32.092	1'53.270P	259,1	15:30'35.001
11	26.251	15.436	30.894	31.779	1'44.360	259,7	15:32'19.361
12	25.894	15.412	31.134	31.838	1'44.278	262,1	15:34'03.639
13	29.317	15.422	31.515	31.705	1'47.959	260,9	15:35'51.598
14	25.822	15.372	30.843	31.893	1'43.930	259,7	15:37'35.528
15	26.555	15.306	31.076	3'02.259	4'15.196P	262,7	15:41'50.724
16	44.474	16.399	31.948	31.611	2'04.432P	218,7	15:43'55.156
17	25.667	15.199	30.579	31.506	1'42.951	257,9	15:45'38.107
18	25.476	15.244	30.634	31.604	1'42.958	259,7	15:47'21.065
19	26.277	16.155	33.532	33.588	1'49.552	241,0	15:49'10.617
20	27.158	15.124	30.629	31.615	1'44.526	263,4	15:50'55.143

20° 11 S. CORTESE (1'42.385)

Lap	Seg.1	Seg.2	Seg.3	Seg.4	Lap Time	km/h	Local Time
1							15:00'04.208
2	34.220	15.773	33.088	33.059	1'56.140P	256,7	15:02'00.348
3	26.166	15.108	30.951	31.589	1'43.814	267,2	15:03'44.162
4	25.996	15.300	30.785	31.688	1'43.769	262,7	15:05'27.931

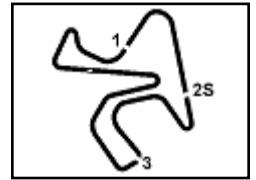
23° 20 S. BARRIER (1'43.659)

Lap	Seg.1	Seg.2	Seg.3	Seg.4	Lap Time	km/h	Local Time
1							
2							
3							
4							

31/07/2020 P = Pits In/Out - C = Lap Time Cancelled

These data/results cannot be reproduced, stored and/or transmitted in whole or in part by any manner of electronic, mechanical, photocopying, recording, broadcasting or otherwise now known or herein after developed without the previous express consent by the copyright owner, except for reproduction in daily press and regular printed publications on sale to the public within 60 days of the event related to those data/results and always provided that copyright symbol appears together as follows below.

© DORNA WSBK ORGANIZATION Srl 2020



Jerez 4.423 m

5 / 5

Pirelli Spanish Round, 31 July - 2 August 2020
Chronological Analysis Free Practice 2nd Session

1							15:00'01.430
2	32.829	15.702	33.032	31.915	1'53.478P	260,3	15:01'54.908
3	26.014	15.078	30.980	31.587	1'43.659	270,4	15:03'38.567
4	26.891	15.197	31.576	31.767	1'45.431	267,8	15:05'23.998
5	25.831	15.066	31.502	32.242	1'44.641	271,1	15:07'08.639
6	26.234	15.156	31.129	31.801	1'44.320	270,4	15:08'52.959
7	25.999	15.435	33.237	31.783	1'46.454	264,0	15:10'39.413
8	25.859	15.149	31.356	31.796	1'44.160	268,5	15:12'23.573
9	25.901	15.227	31.316	32.142	1'44.586	266,5	15:14'08.159
10	25.908	15.290	31.467	31.813	1'44.478	265,9	15:15'52.637
11	26.028	15.298	31.203	32.096	1'44.625	265,3	15:17'37.262
12	25.973	15.296	31.283	31.901	1'44.453	266,5	15:19'21.715
13	26.235	15.317	31.723	7'34.027	8'47.302P	266,5	15:28'09.017
14	31.668	15.503	31.294	32.223	1'50.688P	264,6	15:29'59.705
15	26.187	15.243	31.125	31.728	1'44.283	265,3	15:31'43.988
16	26.205	15.195	30.980	32.167	1'44.547	267,8	15:33'28.535
17	26.009	15.216	31.576	31.894	1'44.695	267,2	15:35'13.230
18	26.040	15.485	31.325	32.275	1'45.125	265,9	15:36'58.355
19	26.133	15.256	31.083	32.019	1'44.491	266,5	15:38'42.846
20	26.167	15.278	31.071	32.202	1'44.718	265,9	15:40'27.564
21	26.253	15.260	31.464	31.971	1'44.948	267,8	15:42'12.512
22	27.043	15.688	33.997	2'55.920	4'12.648P	263,4	15:46'25.160
23	32.608	15.452	31.763	32.085	1'51.908P	264,0	15:48'17.068
24	25.868	15.183	31.000	31.928	1'43.979	267,8	15:50'01.047

31/07/2020

P = Pits In/Out - C = Lap Time Cancelled

These data/results cannot be reproduced, stored and/or transmitted in whole or in part by any manner of electronic, mechanical, photocopying, recording, broadcasting or otherwise now known or herein after developed without the previous express consent by the copyright owner, except for reproduction in daily press and regular printed publications on sale to the public within 60 days of the event related to those data/results and always provided that copyright symbol appears together as follows below.

© DORNA WSBK ORGANIZATION Srl 2020



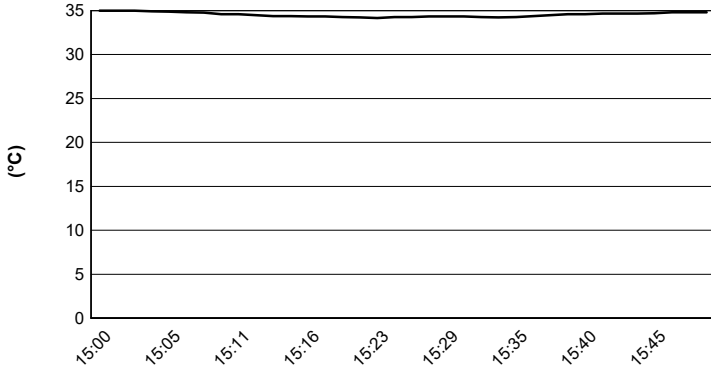
Jerez 4.423 m

Pirelli Spanish Round, 31 July - 2 August 2020

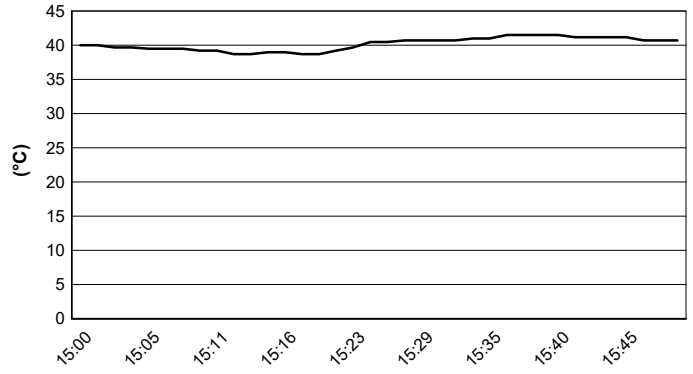
Weather Report Free Practice 2nd Session

Session started 15:00 - Session ended 15:51

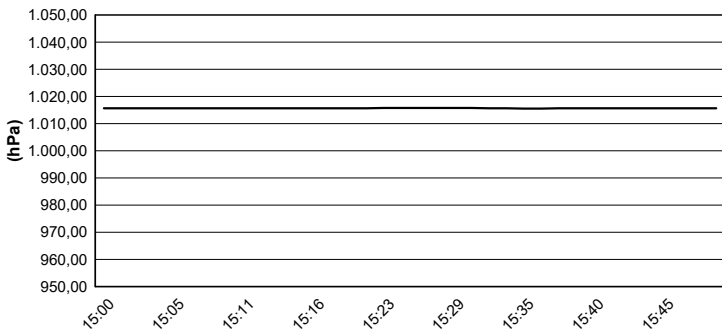
Air Temperature



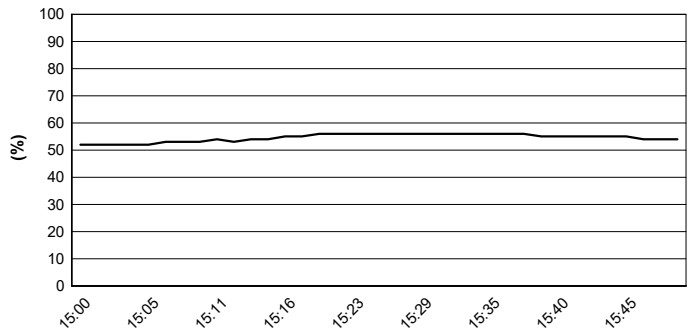
Track Temperature



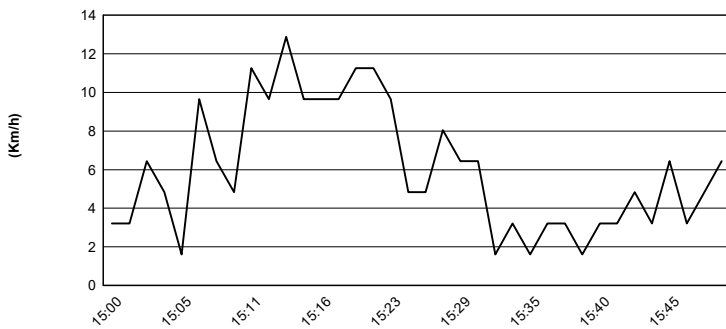
Air Pressure



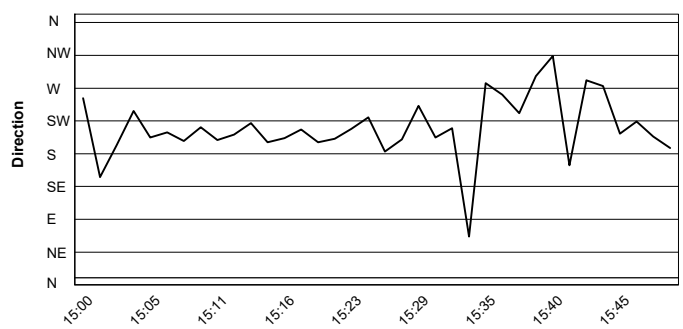
Humidity



Wind Speed



Wind Direction



31/07/2020

These data/results cannot be reproduced, stored and/or transmitted in whole or in part by any manner of electronic, mechanical, photocopying, recording, broadcasting or otherwise now known or herein after developed without the previous express consent by the copyright owner, except for reproduction in daily press and regular printed publications on sale to the public within 60 days of the event related to those data/results and always provided that copyright symbol appears together as follows below.

© DORNA WSBK ORGANIZATION Srl 2020



Jerez 4.423 m

Pirelli Spanish Round, 31 July - 2 August 2020

Best Laps & Speeds

No.	Rider Bike	Nat	Best Lap		FP1		FP2								
			LL	SPD	LL	SPD	LL	SPD							
1	76 L. BAZ Yamaha YZF R1	FRA	1'40.249 36 269,7		1'40.249 11 269,1		1'40.937 25 269,7								
2	1 J. REA Kawasaki ZX-10RR	GBR	1'40.311 37 274,4		1'40.311 17 274,4		1'40.894 20 271,1								
3	21 M. RINALDI Ducati Panigale V4 R	ITA	1'40.325 21 271,1		1'42.881 3 270,4		1'40.325 18 271,1								
4	19 A. BAUTISTA Honda CBR1000RR-R	ESP	1'40.392 41 280,0		1'40.392 22 280,0		1'40.843 19 275,1								
5	45 S. REDDING Ducati Panigale V4 R	GBR	1'40.442 38 276,5		1'40.442 18 276,5		1'40.628 20 273,1								
6	7 C. DAVIES Ducati Panigale V4 R	GBR	1'40.472 39 275,8		1'40.472 20 275,8		1'40.971 19 272,4								
7	54 T. RAZGATLIOGLU Yamaha YZF R1	TUR	1'40.507 28 272,4		1'40.507 16 272,4		1'41.393 12 271,1								
8	60 M. VAN DER MARK Yamaha YZF R1	NED	1'40.565 44 271,1		1'40.565 22 271,1		1'41.256 22 269,7								
9	91 L. HASLAM Honda CBR1000RR-R	GBR	1'40.603 32 276,5		1'40.603 15 276,5		1'41.272 17 274,4								
10	22 A. LOWES Kawasaki ZX-10RR	GBR	1'40.606 35 273,1		1'40.606 18 273,1		1'41.325 17 271,1								
11	31 G. GERLOFF Yamaha YZF R1	USA	1'40.733 43 270,4		1'40.733 21 270,4		1'41.406 22 268,4								
12	64 F. CARICASULO Yamaha YZF R1	ITA	1'40.971 35 271,7		1'40.977 18 271,7		1'40.971 17 268,4								
13	66 T. SYKES BMW S1000 RR	GBR	1'41.134 36 271,7		1'41.409 16 271,7		1'41.134 20 268,4								
14	33 M. MELANDRI Ducati Panigale V4 R	ITA	1'41.142 36 280,0		1'41.142 17 280,0		1'41.358 19 278,5								
15	50 E. LAVERTY BMW S1000 RR	IRL	1'41.201 26 271,7		1'41.685 13 271,7		1'41.201 13 269,1								
16	77 M. SCHEIB Kawasaki ZX-10RR	CHI	1'41.230 30 269,7		1'41.533 15 268,4		1'41.230 15 269,7								
17	36 L. MERCADO Ducati Panigale V4 R	ARG	1'41.296 41 273,1		1'41.296 19 273,1		1'41.410 22 269,1								
18	12 X. FORES Kawasaki ZX-10RR	ESP	1'41.704 40 269,1		1'41.704 21 269,1		1'41.820 19 266,5								
19	11 S. CORTESE Kawasaki ZX-10RR	GER	1'42.021 33 267,8		1'42.021 17 267,1		1'42.385 16 267,8								
20	23 C. PONSSON Aprilia RSV4 1000	FRA	1'42.026 41 273,1		1'42.094 18 273,1		1'42.026 23 269,7								
21	13 T. TAKAHASHI Honda CBR1000RR-R	JPN	1'42.583 32 270,4		1'42.781 12 270,4		1'42.583 20 264,6								
22	63 L. GABELLINI Honda CBR1000RR-R	ITA	1'42.951 35 265,9		1'43.588 16 265,9		1'42.951 19 265,2								
23	20 S. BARRIER Ducati Panigale V4 R	FRA	1'43.437 37 272,4		1'43.437 14 272,4		1'43.659 23 271,1								

31/07/2020

These data/results cannot be reproduced, stored and/or transmitted in whole or in part by any manner of electronic, mechanical, photocopying, recording, broadcasting or otherwise now known or herein after developed without the previous express consent by the copyright owner, except for reproduction in daily press and regular printed publications on sale to the public within 60 days of the event related to those data/results and always provided that copyright symbol appears together as follows below.

© DORNA WSBK ORGANIZATION Srl 2020

PIRELLI PERUGIA TIMING



Official Tyre Supplier



Official Timekeeper