


Pirelli Spanish Round, 31 July - 2 August 2020
Results Warm Up

Jerez 4.423 m

1 / 2

No.	Rider	Nat	Team	Bike	Class	Time	Gap	Rel.	Laps	Speed	
										Avg	Max
1	1 J. REA	GBR	Kawasaki Racing Team WorldSBK	Kawasaki ZX-10RR		1'39.535			9	159,972	276,5
2	54 T. RAZGATLIOGLU	TUR	PATA YAMAHA WorldSBK Official Team	Yamaha YZF R1		1'39.721	0.186	0.186	6	159,673	272,4
3	76 L. BAZ	FRA	Ten Kate Racing Yamaha	Yamaha YZF R1	IND	1'39.740	0.205	0.019	9	159,643	273,1
4	91 L. HASLAM	GBR	Team HRC	Honda CBR1000RR-R		1'39.757	0.222	0.017	9	159,616	278,6
5	45 S. REDDING	GBR	ARUBA.IT Racing - Ducati	Ducati Panigale V4 R		1'39.765	0.230	0.008	9	159,603	280,7
6	7 C. DAVIES	GBR	ARUBA.IT Racing - Ducati	Ducati Panigale V4 R		1'39.993	0.458	0.228	9	159,239	279,3
7	66 T. SYKES	GBR	BMW Motorrad WorldSBK Team	BMW S1000 RR		1'40.120	0.585	0.127	9	159,037	273,1
8	22 A. LOWES	GBR	Kawasaki Racing Team WorldSBK	Kawasaki ZX-10RR		1'40.240	0.705	0.120	9	158,847	279,3
9	21 M. RINALDI	ITA	Team GOELEVELN	Ducati Panigale V4 R	IND	1'40.330	0.795	0.090	9	158,704	276,5
10	19 A. BAUTISTA	ESP	Team HRC	Honda CBR1000RR-R		1'40.330	0.795	0.000	9	158,704	277,9
11	60 M. VAN DER MARK	NED	PATA YAMAHA WorldSBK Official Team	Yamaha YZF R1		1'40.667	1.132	0.337	7	158,173	269,1
12	50 E. LAVERTY	IRL	BMW Motorrad WorldSBK Team	BMW S1000 RR		1'40.718	1.183	0.051	7	158,093	273,8
13	64 F. CARICASULO	ITA	GRT Yamaha WorldSBK Junior Team	Yamaha YZF R1	IND	1'40.743	1.208	0.025	8	158,054	274,5
14	77 M. SCHEIB	CHI	ORELAC Racing VERDNATURA	Kawasaki ZX-10RR	IND	1'40.788	1.253	0.045	9	157,983	271,1
15	31 G. GERLOFF	USA	GRT Yamaha WorldSBK Junior Team	Yamaha YZF R1	IND	1'40.918	1.383	0.130	9	157,780	275,1
16	33 M. MELANDRI	ITA	Barni Racing Team	Ducati Panigale V4 R	IND	1'40.930	1.395	0.012	7	157,761	279,3
17	36 L. MERCADO	ARG	Motocorsa Racing	Ducati Panigale V4 R	IND	1'40.990	1.455	0.060	9	157,667	275,1
18	11 S. CORTESE	GER	OUTDO Kawasaki TPR	Kawasaki ZX-10RR	IND	1'41.161	1.626	0.171	9	157,401	271,8
19	12 X. FORES	ESP	Kawasaki Puccetti Racing	Kawasaki ZX-10RR	IND	1'41.272	1.737	0.111	8	157,228	270,4
20	13 T. TAKAHASHI	JPN	MIE Racing Althea HONDA Team	Honda CBR1000RR-R	IND	1'41.898	2.363	0.626	9	156,262	269,1
21	20 S. BARRIER	FRA	Brixx Performance	Ducati Panigale V4 R	IND	1'42.152	2.617	0.254	7	155,874	275,1
22	23 C. PONSSON	FRA	Nuova M2 Racing	Aprilia RSV4 1000	IND	1'42.189	2.654	0.037	8	155,817	271,1
23	63 L. GABELLINI	ITA	MIE Racing Althea HONDA Team	Honda CBR1000RR-R	IND	1'42.414	2.879	0.225	8	155,475	266,5

Qualifying Lap Time (107% of 1'39.535): 1'46.503

AIR	Humidity:	65%	Temp:	25°C
TRACK	Condition:	Dry	Temp:	30°C

Records	Pole (SP)	2019 J.Rea	1'38.247	162,070	Km/h
	Race (SPRC)	2019 A.Bautista	1'39.004	160,830	Km/h
	All Times (SP)	2019 J.Rea	1'38.247	162,070	Km/h

Start	End	The results are provisional until the end of the time limit for protests and appeals and the completion of the technical checks.
02/08/2020 09:00	09:17	

These data/results cannot be reproduced, stored and/or transmitted in whole or in part by any manner of electronic, mechanical, photocopying, recording, broadcasting or otherwise now known or herein after developed without the previous express consent by the copyright owner, except for reproduction in daily press and regular printed publications on sale to the public within 60 days of the event related to those data/results and always provided that copyright symbol appears together as follows below.

© DORNA WSBK ORGANIZATION Srl 2020



Pirelli Spanish Round, 31 July - 2 August 2020

Results Warm Up

Session Highlights

Local Time	No. Rider	Description
09.00.00		Start
09.17.05		End Of Session

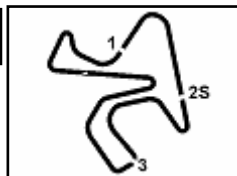
Fastest Laps Sequence

No.	Rider	Nat	Team	Bike	Local Time	Time	Gap	Avg
64	F. CARICASULO	ITA	GRT Yamaha WorldSBK Junior Team	Yamaha YZF R1	09:03'35.134	1'42.643		155,128
76	L. BAZ	FRA	Ten Kate Racing Yamaha	Yamaha YZF R1	09:03'35.434	1'40.196	-2.447	158,917
7	C. DAVIES	GBR	ARUBA.IT Racing - Ducati	Ducati Panigale V4 R	09:04'03.096	1'40.183	-0.013	158,937
54	T. RAZGATLIOGLU	TUR	PATA YAMAHA WorldSBK Official Team	Yamaha YZF R1	09:04'07.533	1'39.721	-0.462	159,673
1	J. REA	GBR	Kawasaki Racing Team WorldSBK	Kawasaki ZX-10RR	09:04'31.334	1'39.535	-0.186	159,972

02/08/2020 Start End The results are provisional until the end of the time limit for protests and appeals
 09:00 09:17 and the completion of the technical checks.

These data/results cannot be reproduced, stored and/or transmitted in whole or in part by any manner of electronic, mechanical, photocopying, recording, broadcasting or otherwise now known or herein after developed without the previous express consent by the copyright owner, except for reproduction in daily press and regular printed publications on sale to the public within 60 days of the event related to those data/results and always provided that copyright symbol appears together as follows below.

© DORNA WSBK ORGANIZATION Srl 2020



Jerez 4.423 m

Pirelli Spanish Round, 31 July - 2 August 2020 Best Sectors & Speed Warm Up

BEST LAP			
1	1 J. REA	Kawasaki ZX-10RR	1'39.535
2	54 T. RAZGATLIOGLU	Yamaha YZF R1	1'39.721
3	76 L. BAZ	Yamaha YZF R1	1'39.740
4	91 L. HASLAM	Honda CBR1000RR-R	1'39.757
5	45 S. REDDING	Ducati Panigale V4 R	1'39.765
6	7 C. DAVIES	Ducati Panigale V4 R	1'39.993
7	66 T. SYKES	BMW S1000 RR	1'40.120
8	22 A. LOWES	Kawasaki ZX-10RR	1'40.240
9	19 A. BAUTISTA	Honda CBR1000RR-R	1'40.330
10	21 M. RINALDI	Ducati Panigale V4 R	1'40.330
11	60 M. VAN DER MARK	Yamaha YZF R1	1'40.667
12	50 E. LAVERTY	BMW S1000 RR	1'40.718
13	64 F. CARICASULO	Yamaha YZF R1	1'40.743
14	77 M. SCHEIB	Kawasaki ZX-10RR	1'40.788
15	31 G. GERLOFF	Yamaha YZF R1	1'40.918
16	33 M. MELANDRI	Ducati Panigale V4 R	1'40.930
17	36 L. MERCADO	Ducati Panigale V4 R	1'40.990
18	11 S. CORTESE	Kawasaki ZX-10RR	1'41.161
19	12 X. FORES	Kawasaki ZX-10RR	1'41.272
20	13 T. TAKAHASHI	Honda CBR1000RR-R	1'41.898
21	20 S. BARRIER	Ducati Panigale V4 R	1'42.152
22	23 C. PONSSON	Aprilia RSV4 1000	1'42.189
23	63 L. GABELLINI	Honda CBR1000RR-R	1'42.414

SPEED			
1	45 S. REDDING	Ducati Panigale V4 R	280,7
2	7 C. DAVIES	Ducati Panigale V4 R	279,3
3	22 A. LOWES	Kawasaki ZX-10RR	279,3
4	33 M. MELANDRI	Ducati Panigale V4 R	279,3
5	91 L. HASLAM	Honda CBR1000RR-R	278,6
6	19 A. BAUTISTA	Honda CBR1000RR-R	277,9
7	1 J. REA	Kawasaki ZX-10RR	276,5
8	21 M. RINALDI	Ducati Panigale V4 R	276,5
9	31 G. GERLOFF	Yamaha YZF R1	275,1
10	20 S. BARRIER	Ducati Panigale V4 R	275,1
11	36 L. MERCADO	Ducati Panigale V4 R	275,1
12	64 F. CARICASULO	Yamaha YZF R1	274,5
13	50 E. LAVERTY	BMW S1000 RR	273,8
14	76 L. BAZ	Yamaha YZF R1	273,1
15	66 T. SYKES	BMW S1000 RR	273,1
16	54 T. RAZGATLIOGLU	Yamaha YZF R1	272,4
17	11 S. CORTESE	Kawasaki ZX-10RR	271,8
18	77 M. SCHEIB	Kawasaki ZX-10RR	271,1
19	23 C. PONSSON	Aprilia RSV4 1000	271,1
20	12 X. FORES	Kawasaki ZX-10RR	270,4
21	13 T. TAKAHASHI	Honda CBR1000RR-R	269,1
22	60 M. VAN DER MARK	Yamaha YZF R1	269,1
23	63 L. GABELLINI	Honda CBR1000RR-R	266,5

SEG. 1			SEG. 2			SEG. 3			SEG. 4		
1	76 L. BAZ	24.745	1	1 J. REA	14.566	1	76 L. BAZ	29.582	1	45 S. REDDING	30.350
2	7 C. DAVIES	24.802	2	91 L. HASLAM	14.623	2	91 L. HASLAM	29.642	2	1 J. REA	30.403
3	1 J. REA	24.846	3	45 S. REDDING	14.636	3	54 T. RAZGATLIOGLU	29.698	3	54 T. RAZGATLIOGLU	30.455
4	54 T. RAZGATLIOGLU	24.857	4	76 L. BAZ	14.679	4	66 T. SYKES	29.717	4	91 L. HASLAM	30.502
5	66 T. SYKES	24.884	5	54 T. RAZGATLIOGLU	14.684	5	1 J. REA	29.720	5	22 A. LOWES	30.549
6	45 S. REDDING	24.888	6	66 T. SYKES	14.707	6	7 C. DAVIES	29.731	6	19 A. BAUTISTA	30.593
7	21 M. RINALDI	24.931	7	21 M. RINALDI	14.712	7	45 S. REDDING	29.748	7	76 L. BAZ	30.606
8	91 L. HASLAM	24.979	8	22 A. LOWES	14.721	8	22 A. LOWES	29.785	8	21 M. RINALDI	30.635
9	50 E. LAVERTY	25.016	9	50 E. LAVERTY	14.729	9	19 A. BAUTISTA	29.796	9	66 T. SYKES	30.658
10	19 A. BAUTISTA	25.046	10	64 F. CARICASULO	14.729	10	64 F. CARICASULO	29.905	10	7 C. DAVIES	30.659
11	60 M. VAN DER MARK	25.051	11	7 C. DAVIES	14.746	11	77 M. SCHEIB	29.913	11	31 G. GERLOFF	30.665
12	36 L. MERCADO	25.116	12	19 A. BAUTISTA	14.751	12	21 M. RINALDI	29.918	12	60 M. VAN DER MARK	30.702
13	64 F. CARICASULO	25.144	13	31 G. GERLOFF	14.758	13	50 E. LAVERTY	29.990	13	33 M. MELANDRI	30.783
14	22 A. LOWES	25.148	14	20 S. BARRIER	14.775	14	60 M. VAN DER MARK	30.015	14	77 M. SCHEIB	30.848
15	31 G. GERLOFF	25.158	15	33 M. MELANDRI	14.788	15	11 S. CORTESE	30.037	15	12 X. FORES	30.859
16	77 M. SCHEIB	25.166	16	36 L. MERCADO	14.829	16	36 L. MERCADO	30.040	16	36 L. MERCADO	30.879
17	12 X. FORES	25.174	17	77 M. SCHEIB	14.861	17	12 X. FORES	30.103	17	64 F. CARICASULO	30.883
18	33 M. MELANDRI	25.209	18	11 S. CORTESE	14.873	18	31 G. GERLOFF	30.124	18	11 S. CORTESE	30.966
19	11 S. CORTESE	25.243	19	60 M. VAN DER MARK	14.888	19	33 M. MELANDRI	30.131	19	50 E. LAVERTY	30.969
20	13 T. TAKAHASHI	25.355	20	12 X. FORES	14.897	20	13 T. TAKAHASHI	30.275	20	13 T. TAKAHASHI	31.156
21	63 L. GABELLINI	25.378	21	13 T. TAKAHASHI	14.980	21	23 C. PONSSON	30.282	21	20 S. BARRIER	31.196
22	20 S. BARRIER	25.410	22	23 C. PONSSON	15.073	22	63 L. GABELLINI	30.325	22	23 C. PONSSON	31.256
23	23 C. PONSSON	25.473	23	63 L. GABELLINI	15.190	23	20 S. BARRIER	30.610	23	63 L. GABELLINI	31.369

02/08/2020

These data/results cannot be reproduced, stored and/or transmitted in whole or in part by any manner of electronic, mechanical, photocopying, recording, broadcasting or otherwise now known or herein after developed without the previous express consent by the copyright owner, except for reproduction in daily press and regular printed publications on sale to the public within 60 days of the event related to those data/results and always provided that copyright symbol appears together as follows below.

© DORNA WSBK ORGANIZATION Srl 2020



Jerez 4.423 m

Pirelli Spanish Round, 31 July - 2 August 2020
Ideal Times Warm Up

No.	Rider	Nat	Bike	Seg. 1	Seg. 2	Seg. 3	Seg. 4	Ideal Time			
				Diff. 1	Diff. 2	Diff. 3	Diff. 4	Best Lap	Pos.	Diff.	
1	1 J. REA	GBR	Kawasaki ZX-10RR	24.846	14.566	29.720	30.403	1'39.535			
2	76 L. BAZ	FRA	Yamaha YZF R1	24.745	14.679 +0.100	29.582	30.606 +0.028	1'39.612		1	
3	45 S. REDDING	GBR	Ducati Panigale V4 R	24.888 +0.084	14.636 +0.059	29.748	30.350	1'39.622		3	
4	54 T. RAZGATLIOGLU	TUR	Yamaha YZF R1	24.857	14.684	29.698	30.455 +0.027	1'39.694		5	
5	91 L. HASLAM	GBR	Honda CBR1000RR-R	24.979 +0.011	14.623	29.642	30.502	1'39.746		2	
6	7 C. DAVIES	GBR	Ducati Panigale V4 R	24.802	14.746 +0.037	29.731 +0.018	30.659	1'39.938		4	
7	66 T. SYKES	GBR	BMW S1000 RR	24.884	14.707	29.717	30.658 +0.154	1'39.966		6	
8	19 A. BAUTISTA	ESP	Honda CBR1000RR-R	25.046 +0.004	14.751 +0.045	29.796 +0.057	30.593 +0.038	1'40.186		7	
9	21 M. RINALDI	ITA	Ducati Panigale V4 R	24.931	14.712 +0.117	29.918 +0.017	30.635	1'40.196		9	
10	22 A. LOWES	GBR	Kawasaki ZX-10RR	25.148 +0.010	14.721 +0.027	29.785	30.549	1'40.203		10	
11	60 M. VAN DER MARK	NED	Yamaha YZF R1	25.051	14.888 +0.009	30.015 +0.002	30.702	1'40.656		8	
12	64 F. CARICASULO	ITA	Yamaha YZF R1	25.144	14.729 +0.071	29.905	30.883 +0.011	1'40.661		11	
13	50 E. LAVERTY	IRL	BMW S1000 RR	25.016	14.729	29.990	30.969 +0.014	1'40.704		13	
14	31 G. GERLOFF	USA	Yamaha YZF R1	25.158 +0.090	14.758 +0.058	30.124 +0.065	30.665	1'40.705		12	
15	77 M. SCHEIB	CHI	Kawasaki ZX-10RR	25.166	14.861	29.913	30.848	1'40.788		15	
16	36 L. MERCADO	ARG	Ducati Panigale V4 R	25.116 +0.053	14.829	30.040	30.879 +0.073	1'40.864		14	
17	33 M. MELANDRI	ITA	Ducati Panigale V4 R	25.209 +0.001	14.788 +0.008	30.131	30.783 +0.010	1'40.911		17	
18	12 X. FORES	ESP	Kawasaki ZX-10RR	25.174	14.897 +0.159	30.103 +0.080	30.859	1'41.033		16	
19	11 S. CORTESE	GER	Kawasaki ZX-10RR	25.243 +0.042	14.873	30.037	30.966	1'41.119		19	
20	13 T. TAKAHASHI	JPN	Honda CBR1000RR-R	25.355 +0.060	14.980	30.275 +0.072	31.156	1'41.766		18	
21	20 S. BARRIER	FRA	Ducati Panigale V4 R	25.410 +0.086	14.775 +0.075	30.610	31.196	1'41.991		20	
22	23 C. PONSSON	FRA	Aprilia RSV4 1000	25.473	15.073	30.282	31.256 +0.105	1'42.084		21	
23	63 L. GABELLINI	ITA	Honda CBR1000RR-R	25.378 +0.138	15.190 +0.014	30.325	31.369	1'42.262		23	
Overall Ideal Time				24.745	14.566	29.582	30.350	1'39.243			

02/08/2020

These data/results cannot be reproduced, stored and/or transmitted in whole or in part by any manner of electronic, mechanical, photocopying, recording, broadcasting or otherwise now known or herein after developed without the previous express consent by the copyright owner, except for reproduction in daily press and regular printed publications on sale to the public within 60 days of the event related to those data/results and always provided that copyright symbol appears together as follows below.

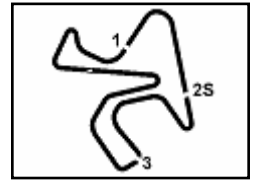
© DORNA WSBK ORGANIZATION Srl 2020

FICR PERUGIA TIMING


Official Tyre Supplier



Official Timekeeper



Pirelli Spanish Round, 31 July - 2 August 2020 Chronological Analysis Warm Up

1° 1 J. REA (1'39.535)								6° 7 C. DAVIES (1'39.993)							
Lap	Seg.1	Seg.2	Seg.3	Seg.4	Lap Time	km/h	Local Time	Lap	Seg.1	Seg.2	Seg.3	Seg.4	Lap Time	km/h	Local Time
1							9:00'52.794	1							9:00'33.767
2	31.061	15.896	35.580	36.468	1'59.005P	261,5	9:02'51.799	2	30.954	15.364	31.544	31.284	1'49.146P	269,1	9:02'22.913
3	24.846	14.566	29.720	30.403	1'39.535	276,5	9:04'31.334	3	24.952	14.811	29.731	30.689	1'40.183	274,5	9:04'03.096
4	25.051	14.583	29.933	30.501	1'40.068	276,5	9:06'11.402	4	24.802	14.783	29.749	30.659	1'39.993	276,5	9:05'43.089
5	24.947	14.673	29.892	30.488	1'40.000	273,8	9:07'51.402	5	25.053	14.746	30.039	30.659	1'40.497	279,3	9:07'23.586
6	24.866	14.722	29.865	30.572	1'40.025	273,1	9:09'31.427	6	31.953	15.675	31.815	32.008	1'51.451	265,3	9:09'15.037
7	27.163	15.749	30.349	34.218	1'47.479	273,1	9:11'18.906	7	24.988	14.901	29.834	30.745	1'40.468	274,5	9:10'55.505
8	24.935	14.702	29.730	30.538	1'39.905	273,1	9:12'58.811	8	24.989	14.805	29.920	30.691	1'40.405	275,1	9:12'35.910
9	24.865	14.744	29.833	30.600	1'40.042	273,1	9:14'38.853	9	25.028	14.873	29.911	30.700	1'40.512	275,8	9:14'16.422
10	24.956	14.744	29.853	30.593	1'40.146	274,5	9:16'18.999	10	24.987	14.850	29.927	30.800	1'40.564	275,8	9:15'56.986

2° 54 T. RAZGATLIOGLU (1'39.721)								7° 66 T. SYKES (1'40.120)							
Lap	Seg.1	Seg.2	Seg.3	Seg.4	Lap Time	km/h	Local Time	Lap	Seg.1	Seg.2	Seg.3	Seg.4	Lap Time	km/h	Local Time
1							9:00'37.903	1							9:00'52.500
2	31.510	15.613	31.662	31.124	1'49.909P	261,5	9:02'27.812	2	32.571	16.053	35.681	35.752	2'00.057P	249,7	9:02'52.557
3	24.857	14.684	29.698	30.482	1'39.721	271,8	9:04'07.533	3	24.947	14.726	29.952	30.658	1'40.283	271,1	9:04'32.840
4	24.872	14.755	29.829	30.455	1'39.911	271,1	9:05'47.444	4	24.944	14.781	29.815	30.664	1'40.204	270,4	9:06'13.044
5	24.979	14.750	29.744	30.713	1'40.186	272,4	9:07'27.630	5	24.994	14.788	29.778	30.735	1'40.295	270,4	9:07'53.339
6	25.058	14.769	30.005	4'56.135	6'05.967P	271,8	9:13'33.597	6	24.987	14.737	29.752	30.834	1'40.310	271,8	9:09'33.649
7	29.146	15.021	30.054	30.909	1'45.130P	265,9	9:15'18.727	7	25.108	14.905	30.017	31.850	1'41.880	269,8	9:11'15.529
								8	25.349	15.115	30.664	33.162	1'44.290	268,5	9:12'59.819
								9	24.942	14.769	29.750	30.793	1'40.254	271,8	9:14'40.073
								10	24.884	14.707	29.717	30.812	1'40.120	273,1	9:16'20.193

3° 76 L. BAZ (1'39.740)								8° 22 A. LOWES (1'40.240)							
Lap	Seg.1	Seg.2	Seg.3	Seg.4	Lap Time	km/h	Local Time	Lap	Seg.1	Seg.2	Seg.3	Seg.4	Lap Time	km/h	Local Time
1							9:00'01.388	1							9:00'05.259
2	29.761	15.272	33.195	35.622	1'53.850P	265,9	9:01'55.238	2	32.084	16.133	32.188	33.584	1'53.989P	258,5	9:01'59.248
3	24.960	14.679	29.792	30.765	1'40.196	273,1	9:03'35.434	3	25.272	14.721	30.061	30.703	1'40.757	271,8	9:03'40.005
4	27.878	14.979	29.832	30.606	1'43.295	269,1	9:05'18.729	4	25.191	14.856	29.969	30.819	1'40.835	270,4	9:05'20.840
5	24.767	14.702	29.737	30.821	1'40.027	270,4	9:06'58.756	5	30.291	15.589	30.331	33.254	1'49.465	264,6	9:07'10.305
6	32.866	15.249	30.478	30.955	1'49.548	267,2	9:08'48.304	6	25.398	14.955	29.926	30.638	1'40.917	273,1	9:08'51.222
7	24.900	14.933	29.643	30.719	1'40.195	265,3	9:10'28.499	7	25.158	14.748	29.785	30.549	1'40.240	274,5	9:10'31.462
8	27.124	15.669	30.800	30.969	1'44.562	259,7	9:12'13.061	8	35.116	15.211	30.556	30.796	1'51.679	273,1	9:12'23.141
9	24.745	14.779	29.582	30.634	1'39.740	269,1	9:13'52.801	9	25.208	14.730	30.236	30.932	1'41.106	279,3	9:14'04.247
10	31.732	15.086	30.025	31.043	1'47.886	269,1	9:15'40.687	10	25.148	14.846	29.965	30.561	1'40.520	274,5	9:15'44.767

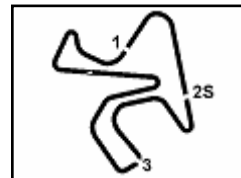
4° 91 L. HASLAM (1'39.757)								9° 21 M. RINALDI (1'40.330)							
Lap	Seg.1	Seg.2	Seg.3	Seg.4	Lap Time	km/h	Local Time	Lap	Seg.1	Seg.2	Seg.3	Seg.4	Lap Time	km/h	Local Time
1							8:59'58.797	1							9:00'41.069
2	34.641	15.554	33.452	34.317	1'57.964P	258,5	9:01'56.761	2	31.645	15.553	32.085	31.420	1'50.703P	268,5	9:02'31.772
3	26.234	16.243	31.707	31.014	1'45.198	212,4	9:03'41.959	3	25.153	14.712	30.365	30.829	1'41.059	275,8	9:04'12.831
4	24.990	14.623	29.642	30.502	1'39.757	278,6	9:05'21.716	4	25.241	14.808	30.304	30.864	1'41.217	276,5	9:05'54.048
5	26.139	15.851	34.099	35.075	1'51.164	245,9	9:07'12.880	5	25.103	14.758	30.209	30.891	1'40.961	275,8	9:07'35.009
6	24.985	14.794	29.730	30.567	1'40.076	275,8	9:08'52.956	6	25.283	14.840	30.647	32.468	1'43.238	275,1	9:09'18.247
7	24.979	14.635	29.737	30.531	1'39.882	277,2	9:10'32.838	7	25.109	14.855	30.093	30.782	1'40.839	274,5	9:10'59.086
8	25.835	15.507	31.720	32.198	1'45.260	255,5	9:12'18.098	8	25.039	14.934	35.969	31.564	1'47.506	271,8	9:12'46.592
9	25.101	14.732	29.958	30.647	1'40.438	278,6	9:13'58.536	9	24.931	14.829	29.935	30.635	1'40.330	274,5	9:14'26.922
10	25.643	15.989	31.795	34.299	1'47.726	235,9	9:15'46.262	10	24.945	14.848	29.918	30.707	1'40.418	275,1	9:16'07.340

5° 45 S. REDDING (1'39.765)								10° 19 A. BAUTISTA (1'40.330)							
Lap	Seg.1	Seg.2	Seg.3	Seg.4	Lap Time	km/h	Local Time	Lap	Seg.1	Seg.2	Seg.3	Seg.4	Lap Time	km/h	Local Time
1							9:00'50.000	1							9:00'20.659
2	33.412	15.532	35.479	36.557	2'00.980P	271,8	9:02'50.980	2	32.522	15.506	32.336	31.791	1'52.155P	273,1	9:02'12.814
3	25.197	14.653	29.815	30.477	1'40.142	277,2	9:04'31.122	3	25.490	14.831	30.060	30.908	1'41.289	277,2	9:03'54.103
4	24.978	14.663	29.851	30.504	1'39.996	275,8	9:06'11.118	4	25.336	14.751	29.984	30.833	1'40.904	275,8	9:05'35.007
5	25.509	14.641	30.079	30.667	1'40.896	280,7	9:07'52.014	5	25.267	14.839	29.796	30.593	1'40.495	274,5	9:07'15.502
6	24.972	14.695	29.748	30.350	1'39.765	278,6	9:09'31.779	6	25.204	14.835	29.857	30.669	1'40.565	275,8	9:08'56.067
7	28.230	16.605	31.375	34.799	1'51.009	267,2	9:11'22.788	7	25.050	14.796	29.853	30.631	1'40.330	277,2	9:10'36.397
8	25.017	14.636	29.821	30.484	1'39.958	278,6	9:13'02.746	8	25.046	14.906	29.889	31.182	1'41.023	277,9	9:12'17.420
9	24.888	14.678	29.878	30.549	1'39.993	277,9	9:14'42.739								
10	24.955	14.692	29.838	30.489	1'39.974	278,6	9:16'22.713								

02/08/2020 P = Pits In/Out - C = Lap Time Cancelled

These data/results cannot be reproduced, stored and/or transmitted in whole or in part by any manner of electronic, mechanical, photocopying, recording, broadcasting or otherwise now known or herein after developed without the previous express consent by the copyright owner, except for reproduction in daily press and regular printed publications on sale to the public within 60 days of the event related to those data/results and always provided that copyright symbol appears together as follows below.

© DORNA WSBK ORGANIZATION Srl 2020



Jerez 4.423 m

2 / 3

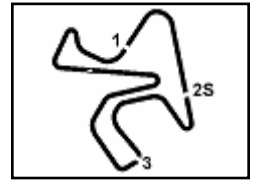
Pirelli Spanish Round, 31 July - 2 August 2020 Chronological Analysis Warm Up

Lap	Seg.1	Seg.2	Seg.3	Seg.4	Lap Time	km/h	Local Time
9	25.169	14.788	29.980	30.668	1'40.605	275,1	9:13'58.025
10	25.089	14.764	30.021	30.619	1'40.493	275,8	9:15'38.518
16° 33 M. MELANDRI (1'40.930)							
Lap	Seg.1	Seg.2	Seg.3	Seg.4	Lap Time	km/h	Local Time
1							9:00'19.756
2	33.792	15.629	32.264	32.031	1'53.716P	265,9	9:02'13.472
3	25.993	14.909	30.548	31.105	1'42.555	277,2	9:03'56.027
4	25.408	14.788	30.319	30.783	1'41.298	277,2	9:05'37.325
5	25.209	14.865	34.078	32.573	1'46.725	274,5	9:07'24.050
6	26.937	15.356	30.900	3'28.359	4'41.552P	273,8	9:12'05.602
7	33.497	15.215	30.947	31.435	1'51.094P	274,5	9:13'56.696
8	25.210	14.796	30.131	30.793	1'40.930	279,3	9:15'37.626
17° 36 L. MERCADO (1'40.990)							
Lap	Seg.1	Seg.2	Seg.3	Seg.4	Lap Time	km/h	Local Time
1							9:00'07.965
2	33.903	15.835	32.778	34.177	1'56.693P	269,1	9:02'04.658
3	25.609	14.929	30.397	31.169	1'42.104	272,4	9:03'46.762
4	25.116	14.869	30.184	31.012	1'41.181	273,8	9:05'27.943
5	25.177	14.965	30.220	30.976	1'41.338	271,1	9:07'09.281
6	30.610	16.021	30.153	30.949	1'47.733	275,1	9:08'57.014
7	25.169	14.829	30.040	30.952	1'40.990	273,1	9:10'38.004
8	25.363	14.859	30.101	31.110	1'41.433	273,8	9:12'19.437
9	25.150	14.906	30.216	30.879	1'41.151	274,5	9:14'00.588
10	25.762	18.537	33.613	31.029	1'48.941	169,8	9:15'49.529
12° 50 E. LAVERTY (1'40.718)							
Lap	Seg.1	Seg.2	Seg.3	Seg.4	Lap Time	km/h	Local Time
1							9:00'07.584
2	32.765	16.209	32.566	34.060	1'55.600P	254,9	9:02'03.184
3	25.344	14.815	30.172	31.124	1'41.455	271,8	9:03'44.639
4	25.016	14.729	29.990	30.983	1'40.718	273,8	9:05'25.357
5	25.216	14.755	30.064	3'34.518	4'44.553P	273,8	9:10'09.910
6	32.861	15.998	33.919	32.124	1'54.902P	233,9	9:12'04.812
7	25.103	14.854	35.461	33.760	1'49.178	271,8	9:13'53.990
8	25.141	14.908	30.006	30.969	1'41.024	273,1	9:15'35.014
13° 64 F. CARICASULO (1'40.743)							
Lap	Seg.1	Seg.2	Seg.3	Seg.4	Lap Time	km/h	Local Time
1		15.603	31.258	32.050		266,5	9:01'52.491
2	25.744	14.982	30.566	31.351	1'42.643	267,2	9:03'35.134
3	25.293	15.019	30.264	31.108	1'41.684	267,2	9:05'16.818
4	25.916	14.907	30.113	31.059	1'41.995	265,9	9:06'58.813
5	25.421	14.749	30.088	30.890	1'41.148	270,4	9:08'39.961
6	25.144	14.800	29.905	30.894	1'40.743	270,4	9:10'20.704
7	25.364	14.729	30.082	30.897	1'41.072	274,5	9:12'01.776
8	25.218	14.845	29.906	30.883	1'40.852	269,8	9:13'42.628
9	25.187	14.889	30.065	31.008	1'41.149	269,8	9:15'23.777
18° 11 S. CORTESE (1'41.161)							
Lap	Seg.1	Seg.2	Seg.3	Seg.4	Lap Time	km/h	Local Time
1							9:00'35.558
2	33.389	15.909	32.255	31.736	1'53.289P	258,5	9:02'28.847
3	25.629	14.883	30.343	31.039	1'41.894	271,1	9:04'10.741
4	25.401	15.017	30.255	31.053	1'41.726	264,6	9:05'52.467
5	25.285	14.873	30.037	30.966	1'41.161	268,5	9:07'33.628
6	29.496	16.064	30.437	31.126	1'47.123	271,8	9:09'20.751
7	25.243	14.948	30.250	31.061	1'41.502	268,5	9:11'02.253
8	25.381	14.996	30.413	31.297	1'42.087	267,2	9:12'44.340
9	29.779	15.508	31.054	31.682	1'48.023	264,0	9:14'32.363
10	25.726	15.066	30.334	31.442	1'42.568	266,5	9:16'14.931
14° 77 M. SCHEIB (1'40.788)							
Lap	Seg.1	Seg.2	Seg.3	Seg.4	Lap Time	km/h	Local Time
1							9:00'07.501
2	30.833	15.350	32.124	33.364	1'51.671P	265,9	9:01'59.172
3	25.479	14.870	30.083	30.872	1'41.304	271,1	9:03'40.476
4	25.166	14.861	29.913	30.848	1'40.788	269,8	9:05'21.264
5	25.416	14.960	30.143	31.031	1'41.550	266,5	9:07'02.814
6	25.341	15.038	30.061	30.995	1'41.435	262,1	9:08'44.249
7	25.314	14.955	30.095	30.976	1'41.340	268,5	9:10'25.589
8	25.361	14.923	30.113	31.087	1'41.484	269,1	9:12'07.073
9	25.288	14.972	30.059	31.082	1'41.401	269,1	9:13'48.474
10	38.025	19.899	31.000	31.145	2'00.069	265,9	9:15'48.543
19° 12 X. FORES (1'41.272)							
Lap	Seg.1	Seg.2	Seg.3	Seg.4	Lap Time	km/h	Local Time
1							9:00'35.090
2	33.097	16.281	32.889	31.189	1'53.456P	221,3	9:02'28.546
3	25.474	14.897	30.190	31.026	1'41.587	270,4	9:04'10.133
4	25.200	14.928	30.280	30.872	1'41.280	268,5	9:05'51.413
5	25.267	14.962	30.146	1'27.669	2'38.044P	269,8	9:08'29.457
6	31.801	15.072	30.398	31.684	1'48.955P	267,8	9:10'18.412
7	25.275	14.953	30.148	30.980	1'41.356	267,8	9:11'59.768
8	25.174	15.056	30.183	30.859	1'41.272	266,5	9:13'41.040
9	28.358	15.049	30.103	30.868	1'44.378	269,1	9:15'25.418
15° 31 G. GERLOFF (1'40.918)							
Lap	Seg.1	Seg.2	Seg.3	Seg.4	Lap Time	km/h	Local Time
1							9:00'03.232
2	30.428	15.392	31.064	34.193	1'51.077P	269,8	9:01'54.309
3	25.359	14.826	30.693	30.946	1'41.824	273,1	9:03'36.133
4	25.248	14.816	30.189	30.665	1'40.918	271,8	9:05'17.051
5	25.364	14.890	30.149	30.863	1'41.266	269,8	9:06'58.317
6	25.198	14.855	30.192	30.892	1'41.137	269,1	9:08'39.454
7	25.197	14.792	30.157	30.976	1'41.122	271,1	9:10'20.576
8	25.158	14.758	30.171	31.179	1'41.266	273,1	9:12'01.842
9	25.375	14.787	30.182	30.764	1'41.108	275,1	9:13'42.950
10	25.236	14.868	30.124	30.858	1'41.086	273,1	9:15'24.036
20° 13 T. TAKAHASHI (1'41.898)							
Lap	Seg.1	Seg.2	Seg.3	Seg.4	Lap Time	km/h	Local Time
1							9:00'55.874
2	34.414	16.052	32.495	33.682	1'56.643P	259,1	9:02'52.517
3	26.004	15.070	30.868	31.648	1'43.590	265,9	9:04'36.107
4	25.718	15.032	30.669	31.335	1'42.754	268,5	9:06'18.861
5	25.628	15.173	30.406	31.218	1'42.425	265,9	9:08'01.286
6	25.355	15.002	30.384	31.172	1'41.913	265,9	9:09'43.199
7	25.415	14.980	30.347	31.156	1'41.898	267,8	9:11'25.097
8	25.502	14.999	30.275	31.301	1'42.077	266,5	9:13'07.174
9	25.478	15.002	31.091	31.828	1'43.399	269,1	9:14'50.573
10	25.514	15.001	30.335	31.284	1'42.134	267,8	9:16'32.707

02/08/2020 P = Pits In/Out - C = Lap Time Cancelled

These data/results cannot be reproduced, stored and/or transmitted in whole or in part by any manner of electronic, mechanical, photocopying, recording, broadcasting or otherwise now known or herein after developed without the previous express consent by the copyright owner, except for reproduction in daily press and regular printed publications on sale to the public within 60 days of the event related to those data/results and always provided that copyright symbol appears together as follows below.

© DORNA WSBK ORGANIZATION Srl 2020


Pirelli Spanish Round, 31 July - 2 August 2020
Chronological Analysis Warm Up

21° 20 S. BARRIER (1'42.152)							
Lap	Seg.1	Seg.2	Seg.3	Seg.4	Lap Time	km/h	Local Time
1							9:00'15.887
2	34.916	16.867	33.949	31.944	1'57.676P	256,1	9:02'13.563
3	26.152	14.900	30.913	31.216	1'43.181	275,1	9:03'56.744
4	25.908	14.930	30.871	31.668	1'43.377	271,8	9:05'40.121
5	26.388	15.315	31.562	3'38.621	4'51.886P	268,5	9:10'32.007
6	33.376	15.125	30.782	31.251	1'50.534P	270,4	9:12'22.541
7	25.496	14.850	30.610	31.196	1'42.152	271,8	9:14'04.693
8	25.410	14.775	31.737	31.540	1'43.462	275,1	9:15'48.155

22° 23 C. PONSSON (1'42.189)							
Lap	Seg.1	Seg.2	Seg.3	Seg.4	Lap Time	km/h	Local Time
1							9:00'12.382
2	33.316	15.817	31.961	32.174	1'53.268P	265,9	9:02'05.650
3	26.136	15.279	31.021	31.867	1'44.303	267,8	9:03'49.953
4	25.720	15.294	30.664	31.907	1'43.585	269,1	9:05'33.538
5	27.780	15.593	34.194	36.821	1'54.388	262,7	9:07'27.926
6	26.000	15.297	31.719	2'30.235	3'43.251P	264,6	9:11'11.177
7	32.495	16.228	31.618	32.315	1'52.656P	262,1	9:13'03.833
8	25.681	15.098	30.597	31.256	1'42.632	269,1	9:14'46.465
9	25.473	15.073	30.282	31.361	1'42.189	271,1	9:16'28.654

23° 63 L. GABELLINI (1'42.414)							
Lap	Seg.1	Seg.2	Seg.3	Seg.4	Lap Time	km/h	Local Time
1							9:01'17.503
2	38.449	16.431	33.768	32.375	2'01.023P	238,5	9:03'18.526
3	25.751	15.414	30.882	31.554	1'43.601	260,3	9:05'02.127
4	25.381	15.308	30.564	31.544	1'42.797	264,6	9:06'44.924
5	30.681	16.226	33.537	34.938	1'55.382	252,0	9:08'40.306
6	25.516	15.204	30.325	31.369	1'42.414	265,3	9:10'22.720
7	25.423	15.190	30.339	31.917	1'42.869	264,6	9:12'05.589
8	25.378	15.200	30.682	31.639	1'42.899	266,5	9:13'48.488
9	26.392	16.196	31.453	32.420	1'46.461	239,0	9:15'34.949

02/08/2020 P = Pits In/Out - C = Lap Time Cancelled

These data/results cannot be reproduced, stored and/or transmitted in whole or in part by any manner of electronic, mechanical, photocopying, recording, broadcasting or otherwise now known or herein after developed without the previous express consent by the copyright owner, except for reproduction in daily press and regular printed publications on sale to the public within 60 days of the event related to those data/results and always provided that copyright symbol appears together as follows below.

© DORNA WSBK ORGANIZATION Srl 2020



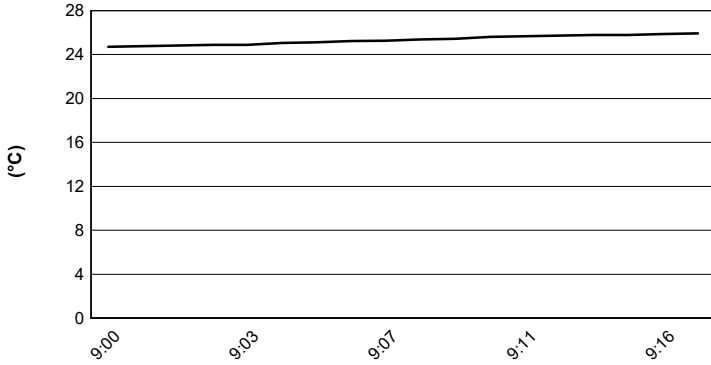
Jerez 4.423 m

Pirelli Spanish Round, 31 July - 2 August 2020

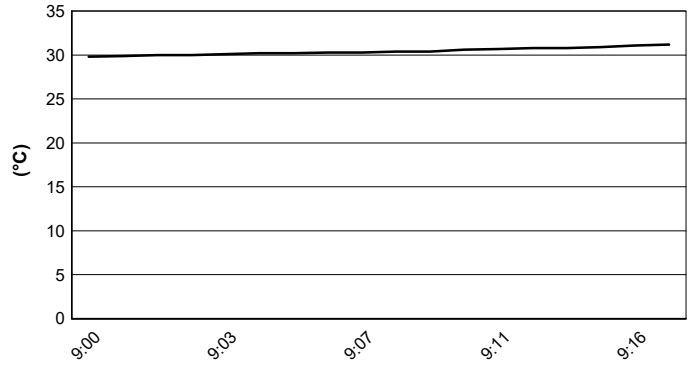
Weather Report Warm Up

Session started 09:00 - Session ended 9:17

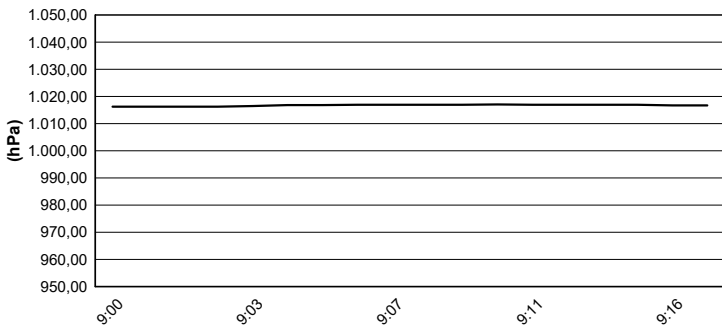
Air Temperature



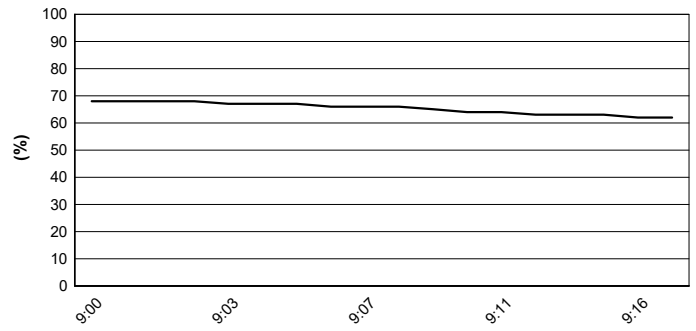
Track Temperature



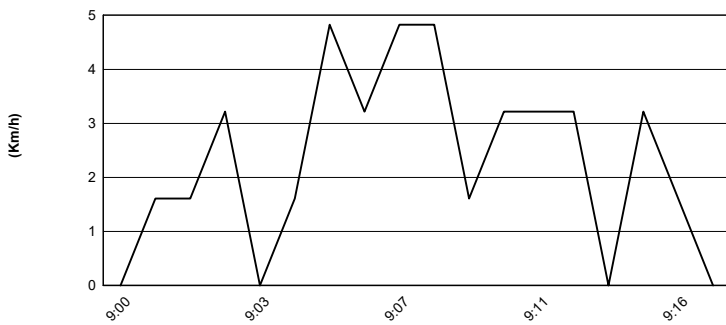
Air Pressure



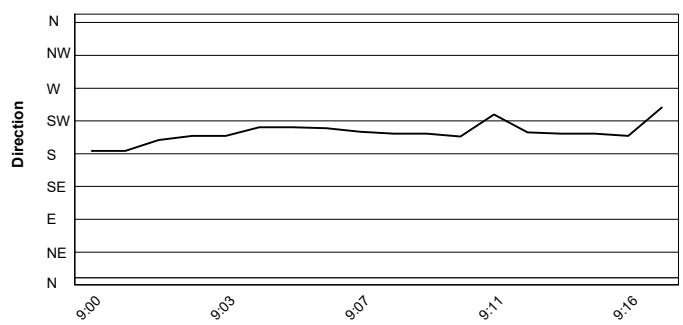
Humidity



Wind Speed



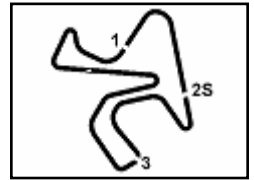
Wind Direction



02/08/2020

These data/results cannot be reproduced, stored and/or transmitted in whole or in part by any manner of electronic, mechanical, photocopying, recording, broadcasting or otherwise now known or herein after developed without the previous express consent by the copyright owner, except for reproduction in daily press and regular printed publications on sale to the public within 60 days of the event related to those data/results and always provided that copyright symbol appears together as follows below.

© DORNA WSBK ORGANIZATION Srl 2020



Jerez 4.423 m

Pirelli Spanish Round, 31 July - 2 August 2020

Starting Grid - Tissot Superpole Race

10 Laps x 4,423 km = 44,230 km

Pos	Number	Rider	Team	Time
1	45	REDDING S.	Ducati	1'38.736
2	1	REA J.	Kawasaki	1'38.770
3	66	SYKES T.	BMW	1'38.776
4	60	VAN DER MARK M.	Yamaha	1'38.998
5	54	RAZGATLIOGLU T.	Yamaha	1'39.208
6	76	BAZ L.	Yamaha	1'39.214
7	7	DAVIES C.	Ducati	1'39.568
8	19	BAUTISTA A.	Honda	1'39.598
9	91	HASLAM L.	Honda	1'39.655
10	21	RINALDI M.	Ducati	1'39.656
11	50	LAVERTY E.	BMW	1'39.685
12	11	CORTESE S.	Kawasaki	1'39.869
13	64	CARICASULO F.	Yamaha	1'39.902
14	22	LOWES A.	Kawasaki	1'39.980
15	31	GERLOFF G.	Yamaha	1'40.141
16	12	FORES X.	Kawasaki	1'40.162
17	77	SCHEIB M.	Kawasaki	1'40.403
18	23	PONSSON C.	Aprilia	1'40.425
19	33	MELANDRI M.	Ducati	1'40.665
20	36	MERCADO L.	Ducati	1'41.013
21	20	BARRIER S.	Ducati	1'41.323
22	63	GABELLINI L.	Honda	1'41.576
23	13	TAKAHASHI T.	Honda	1'42.357

02/08/2020 The Race Director

These data/results cannot be reproduced, stored and/or transmitted in whole or in part by any manner of electronic, mechanical, photocopying, recording, broadcasting or otherwise now known or herein after developed without the previous express consent by the copyright owner, except for reproduction in daily press and regular printed publications on sale to the public within 60 days of the event related to those data/results and always provided that copyright symbol appears together as follows below.

© DORNA WSBK ORGANIZATION Srl 2020

FIKR PERUGIA TIMING



Official Tyre Supplier



Official Timekeeper