



Pirelli Spanish Round, 31 July - 2 August 2020

Results Race 1

Laps 17 = 75,191 Km - Time of Race 29'44.344 - Avg. 151,701 km/h

Pos	Grid	No. Rider	Nat	Team	Bike	Class	LL	Gap	Rel.	Fastest Lap	Speed	Qualifying	Speed
1	1	55 A. LOCATELLI	ITA	BARDAHL Evan Bros. WorldSSP Team	Yamaha YZF R6		17			1'43.893	247,5	1'42.214	246,9
2	2	16 J. CLUZEL	FRA	GMT94 Yamaha	Yamaha YZF R6		17	3.052	3.052	1'44.288	243,7	1'42.788	245,3
3	3	5 P. OETTL	GER	Kawasaki Puccetti Racing	Kawasaki ZX-6R		17	7.766	4.714	1'44.354	243,2	1'43.068	244,2
4	4	44 L. MAHIAS	FRA	Kawasaki Puccetti Racing	Kawasaki ZX-6R		17	10.908	3.142	1'44.742	245,3	1'43.268	242,1
5	7	3 R. DE ROSA	ITA	MV Agusta Reparto Corse	MV Agusta F3 675		17	11.979	1.071	1'44.509	248,6	1'43.389	244,2
6	12	4 S. ODENDAAL	RSA	EAB Ten Kate Racing	Yamaha YZF R6		17	17.464	5.485	1'45.099	248,6	1'43.795	242,1
7	6	94 C. PEROLARI	FRA	GMT94 Yamaha	Yamaha YZF R6		17	17.738	0.274	1'45.094	245,9	1'43.361	246,4
8	8	81 M. GONZALEZ	ESP	Kawasaki ParkinGO Team	Kawasaki ZX-6R		17	23.083	5.345	1'45.364	244,8	1'43.409	241,0
9	17	61 C. ÖNCÜ	TUR	Turkish Racing Team	Kawasaki ZX-6R		17	23.419	0.336	1'45.470	243,2	1'44.162	241,6
10	11	38 H. SOOMER	EST	Kallio Racing	Yamaha YZF R6		17	23.736	0.317	1'45.286	242,1	1'43.775	240,5
11	15	12 A. RUIZ CARRANZA	ESP	EMPERADOR Racing Team	Yamaha YZF R6	*	17	28.948	5.212	1'45.043	246,9	1'44.074	243,7
12	14	99 D. WEBB	GBR	WRP Wepol Racing	Yamaha YZF R6		17	31.363	2.415	1'45.425	245,9	1'44.003	242,1
13	18	22 F. FULIGNI	ITA	MV Agusta Reparto Corse	MV Agusta F3 675		17	34.001	2.638	1'46.018	243,7	1'44.437	243,2
14	22	84 L. CRESSON	BEL	OXXO Yamaha Team Toth	Yamaha YZF R6		17	43.027	9.026	1'46.388	241,0	1'45.779	237,9
15	23	2 L. MONTELLA	ITA	DK MOTORSPORT	Yamaha YZF R6	*	17	59.311	16.284	1'46.882	240,5	1'47.183	239,5
16	21	83 L. EPIS	AUS	MPM Routz Racing Team	Yamaha YZF R6		17	1'07.891	8.580	1'47.246	241,0	1'45.079	240,0
-----Not Classified-----													
RET	10	47 A. BASSANI	ITA	Soradis Yamaha Motoxracing	Yamaha YZF R6	*	15	2 Laps		1'45.244	244,2	1'43.772	240,0
RET	13	25 A. VERDÓIA	FRA	bLU cRU WorldSSP by MS Racing	Yamaha YZF R6		13	4 Laps		1'45.810	242,1	1'43.995	239,0
RET	19	52 P. HOBELBERGER	GER	Dynavolt Honda	Honda CBR600RR		12	5 Laps		1'46.622	242,1	1'44.824	237,4
RET	9	78 H. OKUBO	JPN	Dynavolt Honda	Honda CBR600RR		11	6 Laps		1'45.328	243,7	1'43.632	242,1
RET	5	32 I. VIÑALES	ESP	Kallio Racing	Yamaha YZF R6		6	11 Laps		1'45.295	242,6	1'43.336	238,5
RET	16	56 P. SEBESTYEN	HUN	OXXO Yamaha Team Toth	Yamaha YZF R6		5	12 Laps		1'45.771	240,0	1'44.147	237,9
RET	20	9 G. HENDRA PRATAMA	INA	bLU cRU WorldSSP by MS Racing	Yamaha YZF R6		2	15 Laps		1'45.842	244,8	1'44.911	241,0

AIR	Humidity:	24%	Temp:	38°C
TRACK	Condition:	Dry	Temp:	62°C

Records	Pole (SP)	2019	R.Krummenacher	1'41.775	156,45 Km/h
	Race (RC)	2019	F.Caricasulo	1'42.532	155,30 Km/h
	All Times (SP)	2019	R.Krummenacher	1'41.775	156,45 Km/h
Race Fastest Lap		Lap 6	A.Locatelli	1'43.893	153,26 Km/h

LAP LEADERS					
No.	Rider	From	To	Laps	Total
16	J. CLUZEL	1	4	4	4
55	A. LOCATELLI	5	17	13	13

TOTAL LEADER LAPS		
No.	Rider	Laps
55	A. LOCATELLI	28
16	J. CLUZEL	4
74	J. VAN SIKKELERUS	1

* WorldSSP Challenge

01/08/2020 Start 15:16 End 15:46 The results are provisional until the end of the time limit for protests and appeals and the completion of the technical checks.

These data/results cannot be reproduced, stored and/or transmitted in whole or in part by any manner of electronic, mechanical, photocopying, recording, broadcasting or otherwise now known or herein after developed without the previous express consent by the copyright owner, except for reproduction in daily press and regular printed publications on sale to the public within 60 days of the event related to those data/results and always provided that copyright symbol appears together as follows below.

© DORNA WSBK ORGANIZATION Srl 2020



Pirelli Spanish Round, 31 July - 2 August 2020

Results Race 1

Race Highlights

Time	No. Rider	Description
15.10.45	32 Viñales	Will start the race from the back of the grid (tyre pressure)
15.11.20	12 Ruiz Carranza	Will start the race from the back of the grid (tyre pressure)
15.13.01		Warm-up Lap Start
15.16.04		Start
15.18.13		No Jump Start
15.19.54	9 Hendra Pratama	Crashed - Turn 1
15.20.23	9 Hendra Pratama	Out
15.25.46	25 Verdoia	Crashed - Turn 4
15.25.46	56 Sebestyen	Crashed - Turn 4
15.26.15	25 Verdoia	Re-joined
15.26.56	32 Viñales	Technical Problem - Turn 2
15.27.11	56 Sebestyen	Out
15.29.09	3 De Rosa	Transponder not working
15.31.45	32 Viñales	Out
15.35.24		2/3 of Race Distance Completed
15.37.25	78 Okubo	Entered Pits
15.38.15	78 Okubo	Retired
15.38.59	25 Verdoia	Technical Problem - Turn 1
15.39.18	25 Verdoia	Re-joined
15.39.25	52 Hobelsberger	Technical Problem - Turn 13
15.39.56	52 Hobelsberger	Out
15.41.04	25 Verdoia	Entered Pits
15.42.37	25 Verdoia	Exited Pits
15.44.11	47 Bassani	Crashed - Turn 13
15.44.41	47 Bassani	Out
15.45.11	25 Verdoia	Technical Problem - Turn 6
15.46.51		End Of Session

01/08/2020 Start End The results are provisional until the end of the time limit for protests and appeals and the completion of the technical checks.

These data/results cannot be reproduced, stored and/or transmitted in whole or in part by any manner of electronic, mechanical, photocopying, recording, broadcasting or otherwise now known or herein after developed without the previous express consent by the copyright owner, except for reproduction in daily press and regular printed publications on sale to the public within 60 days of the event related to those data/results and always provided that copyright symbol appears together as follows below.

© DORNA WSBK ORGANIZATION Srl 2020



Jerez 4.423 m

1 / 4

Pirelli Spanish Round, 31 July - 2 August 2020

Lap Chart Race 1

		Lap																
	1	2	3	4	5	6	7	8	9	10	11	12	13	14	15	16	17	
1	16	16	16	16	55	55	55	55	55	55	55	55	55	55	55	55	55	
2	55	55	55	55	16	16	16	16	16	16	16	16	16	16	16	16	16	
3	5	5	5	5	5	5	5	5	5	5	5	5	5	5	5	5	5	
4	94	94	94	44	44	44	44	44	44	44	44	44	44	44	44	44	44	
5	78	44	44	94	94	94	94	3	3	3	3	3	3	3	3	3	3	
6	44	78	78	78	47	47	47	47	47	47	47	47	47	47	4	4	4	
7	81	4	47	47	81	78	3	94	94	94	94	94	94	94	47	94	94	
8	4	81	81	81	78	3	78	78	4	4	4	4	4	4	94	81	81	
9	47	47	61	61	3	81	4	4	81	81	81	81	81	81	81	61	61	
10	3	3	38	4	4	4	81	81	38	38	61	61	61	61	61	38	38	
11	61	38	3	3	61	61	38	38	61	61	38	38	38	38	38	12	12	
12	38	61	4	38	38	38	61	61	12	12	12	12	12	12	12	99	99	
13	56	56	56	12	32	32	12	12	22	22	22	99	99	99	99	22	22	
14	25	25	32	32	12	12	22	22	99	99	99	22	22	22	22	84	84	
15	9	9	25	56	56	22	99	99	84	84	84	84	84	84	84	2	2	
16	99	32	12	25	25	84	84	84	78	78	78	52	2	2	2	83	83	
17	84	12	84	22	22	99	52	52	52	52	52	2	83	83	83			
18	32	84	22	84	84	52	2	2	2	2	2	83	25					
19	52	22	2	2	99	2	83	83	83	83	83	25						
20	12	83	52	99	52	83	25	25	25	25	25							
21	83	2	83	52	2	25												
22	22	52	99	83	83													
23	2	99																

Final Result		
1	55 A. LOCATELLI	Laps 17
2	16 J. CLUZEL	3.052
3	5 P. OETTL	7.766
4	44 L. MAHIAS	10.908
5	3 R. DE ROSA	11.979
6	4 S. ODENDAAL	17.464
7	94 C. PEROLARI	17.738
8	81 M. GONZALEZ	23.083
9	61 C. ÖNCÜ	23.419
10	38 H. SOOMER	23.736
11	12 A. RUIZ CARRANZA	28.948
12	99 D. WEBB	31.363
13	22 F. FULIGNI	34.001
14	84 L. CRESSON	43.027
15	2 L. MONTELLA	59.311
16	83 L. EPIS	1'07.891
RET	47 A. BASSANI	2 Laps
RET	25 A. VERDOÍA	4 Laps
RET	52 P. HOBELBERGER	5 Laps
RET	78 H. OKUBO	6 Laps
RET	32 I. VIÑALES	11 Laps
RET	56 P. SEBESTYEN	12 Laps
RET	9 G. HENDRA PRATAM	15 Laps

01/08/2020

These data/results cannot be reproduced, stored and/or transmitted in whole or in part by any manner of electronic, mechanical, photocopying, recording, broadcasting or otherwise now known or herein after developed without the previous express consent by the copyright owner, except for reproduction in daily press and regular printed publications on sale to the public within 60 days of the event related to those data/results and always provided that copyright symbol appears together as follows below.

© DORNA WSBK ORGANIZATION Srl 2020

FCR PERUGIA TIMING



Official Tyre Supplier



Official Timekeeper



Jerez 4.423 m

Pirelli Spanish Round, 31 July - 2 August 2020
Lap Chart Race 1
2 / 4

Lap 1		
1	16 J.Cluzel	1'49.980
2	55 A.Locatelli	0.136
3	5 P.Oettl	0.423
4	94 C.Perolari	1.173
5	78 H.Okubo	1.412
6	44 L.Mahias	1.513
7	81 M.Gonzalez	1.637
8	4 S.Odendaal	1.962
9	47 A.Bassani	2.127
10	3 R.De Rosa	2.300
11	61 C.Öncü	2.680
12	38 H.Soomer	2.773
13	56 P.Sebestyen	3.563
14	25 A.Verdoia	3.783
15	9 G.Hendra Pratama	3.883
16	99 D.Webb	3.989
17	84 L.Cresson	4.670
18	32 I.Viñales	4.716
19	52 P.Hobelsberger	4.932
20	12 A.Ruiz Carranza	5.457
21	83 L.Epis	5.928
22	22 F.Fuligni	6.027
23	2 L.Montella	6.289

Lap 4		
1	16 J.Cluzel	7'03.094
2	55 A.Locatelli	0.198
3	5 P.Oettl	0.973
4	44 L.Mahias	5.035
5	94 C.Perolari	5.172
6	78 H.Okubo	6.342
7	47 A.Bassani	6.368
8	81 M.Gonzalez	6.651
9	61 C.Öncü	6.919
10	4 S.Odendaal	7.133
11	3 R.De Rosa	7.297
12	38 H.Soomer	7.593
13	12 A.Ruiz Carranza	8.232
14	32 I.Viñales	8.498
15	56 P.Sebestyen	9.002
16	25 A.Verdoia	9.351
17	22 F.Fuligni	11.713
18	84 L.Cresson	11.952
19	2 L.Montella	15.211
20	99 D.Webb	15.248
21	52 P.Hobelsberger	15.379
22	83 L.Epis	15.972

3	5 P.Oettl	3.769
4	44 L.Mahias	7.695
5	94 C.Perolari	9.803
6	47 A.Bassani	10.074
7	3 R.De Rosa	10.255
8	78 H.Okubo	10.875
9	4 S.Odendaal	11.785
10	81 M.Gonzalez	12.025
11	38 H.Soomer	12.225
12	61 C.Öncü	12.575
13	12 A.Ruiz Carranza	14.505
14	22 F.Fuligni	18.317
15	99 D.Webb	19.797
16	84 L.Cresson	20.050
17	52 P.Hobelsberger	24.081
18	2 L.Montella	25.056
19	83 L.Epis	27.025
20	25 A.Verdoia	1'25.465

Lap 11		
1	55 A.Locatelli	19'13.986
2	16 J.Cluzel	2.861
3	5 P.Oettl	6.276
4	44 L.Mahias	9.986
5	3 R.De Rosa	11.492
6	47 A.Bassani	13.616
7	94 C.Perolari	13.892
8	4 S.Odendaal	14.704
9	81 M.Gonzalez	17.117
10	61 C.Öncü	17.515
11	38 H.Soomer	17.738
12	12 A.Ruiz Carranza	22.468
13	22 F.Fuligni	25.022
14	99 D.Webb	25.127
15	84 L.Cresson	28.621
16	78 H.Okubo	33.291
17	52 P.Hobelsberger	34.976
18	2 L.Montella	38.529
19	83 L.Epis	41.621
20	25 A.Verdoia	1'35.783

Lap 2		
1	16 J.Cluzel	3'34.351
2	55 A.Locatelli	0.151
3	5 P.Oettl	0.468
4	94 C.Perolari	2.291
5	44 L.Mahias	2.424
6	78 H.Okubo	2.782
7	4 S.Odendaal	3.021
8	81 M.Gonzalez	3.138
9	47 A.Bassani	3.295
10	3 R.De Rosa	3.393
11	38 H.Soomer	3.688
12	61 C.Öncü	3.957
13	56 P.Sebestyen	4.963
14	25 A.Verdoia	5.222
15	9 G.Hendra Pratama	5.354
16	32 I.Viñales	6.121
17	12 A.Ruiz Carranza	6.552
18	84 L.Cresson	7.257
19	22 F.Fuligni	8.291
20	83 L.Epis	8.803
21	2 L.Montella	9.156
22	52 P.Hobelsberger	9.975
23	99 D.Webb	12.851

Lap 5		
1	55 A.Locatelli	8'47.298
2	16 J.Cluzel	0.609
3	5 P.Oettl	1.727
4	44 L.Mahias	5.573
5	94 C.Perolari	6.298
6	47 A.Bassani	7.468
7	81 M.Gonzalez	7.811
8	78 H.Okubo	7.973
9	3 R.De Rosa	8.294
10	4 S.Odendaal	8.802
11	61 C.Öncü	9.298
12	38 H.Soomer	9.646
13	32 I.Viñales	9.975
14	12 A.Ruiz Carranza	10.745
15	56 P.Sebestyen	11.143
16	25 A.Verdoia	11.506
17	22 F.Fuligni	13.527
18	84 L.Cresson	14.256
19	99 D.Webb	16.667
20	52 P.Hobelsberger	18.856
21	2 L.Montella	19.197
22	83 L.Epis	19.277

Lap 8		
1	55 A.Locatelli	13'59.824
2	16 J.Cluzel	2.174
3	5 P.Oettl	4.603
4	44 L.Mahias	8.493
5	3 R.De Rosa	11.430
6	47 A.Bassani	11.615
7	94 C.Perolari	11.793
8	78 H.Okubo	12.267
9	4 S.Odendaal	12.758
10	81 M.Gonzalez	13.443
11	38 H.Soomer	13.672
12	61 C.Öncü	14.619
13	12 A.Ruiz Carranza	16.224
14	22 F.Fuligni	20.216
15	99 D.Webb	21.278
16	84 L.Cresson	22.118
17	52 P.Hobelsberger	26.407
18	2 L.Montella	28.196
19	83 L.Epis	30.624
20	25 A.Verdoia	1'28.769

Lap 12		
1	55 A.Locatelli	20'58.851
2	16 J.Cluzel	3.020
3	5 P.Oettl	6.773
4	44 L.Mahias	10.014
5	3 R.De Rosa	11.380
6	47 A.Bassani	14.384
7	94 C.Perolari	14.750
8	4 S.Odendaal	15.006
9	81 M.Gonzalez	18.276
10	61 C.Öncü	18.506
11	38 H.Soomer	19.415
12	12 A.Ruiz Carranza	23.884
13	99 D.Webb	26.064
14	22 F.Fuligni	26.703
15	84 L.Cresson	30.776
16	52 P.Hobelsberger	39.083
17	2 L.Montella	41.803
18	83 L.Epis	45.788
19	25 A.Verdoia	1'40.148

Lap 3		
1	16 J.Cluzel	5'18.639
2	55 A.Locatelli	0.190
3	5 P.Oettl	0.534
4	94 C.Perolari	3.870
5	44 L.Mahias	4.395
6	78 H.Okubo	5.102
7	47 A.Bassani	5.190
8	81 M.Gonzalez	5.347
9	61 C.Öncü	5.630
10	38 H.Soomer	5.785
11	3 R.De Rosa	5.788
12	4 S.Odendaal	5.925
13	56 P.Sebestyen	6.851
14	32 I.Viñales	7.128
15	25 A.Verdoia	7.246
16	12 A.Ruiz Carranza	7.307
17	84 L.Cresson	9.665
18	22 F.Fuligni	10.091
19	2 L.Montella	12.337
20	52 P.Hobelsberger	12.591
21	83 L.Epis	12.709
22	99 D.Webb	14.278

Lap 6		
1	55 A.Locatelli	10'31.191
2	16 J.Cluzel	1.181
3	5 P.Oettl	3.001
4	44 L.Mahias	6.523
5	94 C.Perolari	8.087
6	47 A.Bassani	8.819
7	78 H.Okubo	9.408
8	3 R.De Rosa	9.685
9	81 M.Gonzalez	10.014
10	4 S.Odendaal	10.313
11	61 C.Öncü	11.146
12	38 H.Soomer	11.160
13	32 I.Viñales	11.615
14	12 A.Ruiz Carranza	13.085
15	22 F.Fuligni	16.130
16	84 L.Cresson	17.328
17	99 D.Webb	18.427
18	52 P.Hobelsberger	21.772
19	2 L.Montella	22.186
20	83 L.Epis	22.981
21	25 A.Verdoia	1'21.918

Lap 9		
1	55 A.Locatelli	15'44.515
2	16 J.Cluzel	2.470
3	5 P.Oettl	5.193
4	44 L.Mahias	9.129
5	3 R.De Rosa	11.426
6	47 A.Bassani	12.253
7	94 C.Perolari	12.777
8	4 S.Odendaal	13.838
9	81 M.Gonzalez	14.714
10	38 H.Soomer	15.024
11	61 C.Öncü	15.750
12	12 A.Ruiz Carranza	17.616
13	22 F.Fuligni	21.583
14	99 D.Webb	22.855
15	84 L.Cresson	24.005
16	78 H.Okubo	28.294
17	52 P.Hobelsberger	28.797
18	2 L.Montella	31.263
19	83 L.Epis	34.090
20	25 A.Verdoia	1'31.105

Lap 13		
1	55 A.Locatelli	22'43.408
2	16 J.Cluzel	3.387
3	5 P.Oettl	7.086
4	44 L.Mahias	10.373
5	3 R.De Rosa	11.413
6	47 A.Bassani	15.603
7	94 C.Perolari	15.652
8	4 S.Odendaal	15.922
9	81 M.Gonzalez	19.568
10	61 C.Öncü	19.973
11	38 H.Soomer	20.709
12	12 A.Ruiz Carranza	25.352
13	99 D.Webb	27.296
14	22 F.Fuligni	28.760
15	84 L.Cresson	33.542
16	2 L.Montella	45.334
17	83 L.Epis	50.032

Lap 10		
1	55 A.Locatelli	17'29.228
2	16 J.Cluzel	2.712
3	5 P.Oettl	5.749
4	44 L.Mahias	9.931
5	3 R.De Rosa	11.653
6	47 A.Bassani	13.062
7	94 C.Perolari	13.556
8	4 S.Odendaal	14.363
9	81 M.Gonzalez	15.861
10	38 H.Soomer	16.146
11	61 C.Öncü	16.507

Lap 14		
--------	--	--

01/08/2020

These data/results cannot be reproduced, stored and/or transmitted in whole or in part by any manner of electronic, mechanical, photocopying, recording, broadcasting or otherwise now known or herein after developed without the previous express consent by the copyright owner, except for reproduction in daily press and regular printed publications on sale to the public within 60 days of the event related to those data/results and always provided that copyright symbol appears together as follows below.

© DORNA WSBK ORGANIZATION Srl 2020

FCR PERUGIA TIMING


Official Tyre Supplier



Official Timekeeper



Jerez 4.423 m

3 / 4

Pirelli Spanish Round, 31 July - 2 August 2020

Lap Chart Race 1

1	55	A.Locatelli	24'28.304
2	16	J.Cluzel	3.383
3	5	P.Oettl	7.340
4	44	L.Mahias	10.419
5	3	R.De Rosa	11.026
6	47	A.Bassani	16.288
7	94	C.Perolari	16.418
8	4	S.Odendaal	16.617
9	81	M.Gonzalez	20.347
10	61	C.Öncü	20.593
11	38	H.Soomer	21.329
12	12	A.Ruiz Carranza	26.540
13	99	D.Webb	28.184
14	22	F.Fuligni	30.719
15	84	L.Cresson	35.894
16	2	L.Montella	49.090
17	83	L.Epis	54.455

Lap 15

1	55	A.Locatelli	26'13.217
2	16	J.Cluzel	3.487
3	5	P.Oettl	7.486
4	44	L.Mahias	10.668
5	3	R.De Rosa	10.926
6	4	S.Odendaal	17.384
7	47	A.Bassani	17.449
8	94	C.Perolari	17.665
9	81	M.Gonzalez	21.335
10	61	C.Öncü	21.588
11	38	H.Soomer	22.239
12	12	A.Ruiz Carranza	27.677
13	99	D.Webb	29.026
14	22	F.Fuligni	32.254
15	84	L.Cresson	38.323
16	2	L.Montella	52.571
17	83	L.Epis	58.845

Lap 16

1	55	A.Locatelli	27'58.201
2	16	J.Cluzel	3.595
3	5	P.Oettl	7.931
4	44	L.Mahias	10.877
5	3	R.De Rosa	11.076
6	4	S.Odendaal	17.728
7	94	C.Perolari	18.161
8	81	M.Gonzalez	22.808
9	61	C.Öncü	22.837
10	38	H.Soomer	23.182
11	12	A.Ruiz Carranza	28.835
12	99	D.Webb	30.370
13	22	F.Fuligni	33.529
14	84	L.Cresson	41.095
15	2	L.Montella	55.972
16	83	L.Epis	1'03.566

Lap 17

1	55	A.Locatelli	29'44.344
2	16	J.Cluzel	3.052
3	5	P.Oettl	7.766
4	44	L.Mahias	10.908
5	3	R.De Rosa	11.979
6	4	S.Odendaal	17.464
7	94	C.Perolari	17.738
8	81	M.Gonzalez	23.083
9	61	C.Öncü	23.419
10	38	H.Soomer	23.736
11	12	A.Ruiz Carranza	28.948
12	99	D.Webb	31.363
13	22	F.Fuligni	34.001
14	84	L.Cresson	43.027
15	2	L.Montella	59.311
16	83	L.Epis	1'07.891

01/08/2020

These data/results cannot be reproduced, stored and/or transmitted in whole or in part by any manner of electronic, mechanical, photocopying, recording, broadcasting or otherwise now known or herein after developed without the previous express consent by the copyright owner, except for reproduction in daily press and regular printed publications on sale to the public within 60 days of the event related to those data/results and always provided that copyright symbol appears together as follows below.

© DORNA WSBK ORGANIZATION Srl 2020

FCR PERUGIA TIMING



Official Tyre Supplier



Official Timekeeper



Jerez 4.423 m

4 / 4

Pirelli Spanish Round, 31 July - 2 August 2020

Lap Chart Race 1

Race Pace Comparison

	55 Loc	16 Clu	5 Oet	44 Mah	3 DeR	4 Ode	94 Per	81 Gon	61 Önc	38 Soo	12 Rui	99 Web	22 Ful	84 Cre
1	1'50.116	1'49.980	1'50.403	1'51.493	1'52.280	1'51.942	1'51.153	1'51.617	1'52.660	1'52.753	1'55.437	1'53.969	1'56.007	1'54.650
2	1'44.386	1'44.371	1'44.416	1'45.282	1'45.464	1'45.430	1'45.489	1'45.872	1'45.648	1'45.286	1'45.466	1'53.233	1'46.635	1'46.958
3	1'44.327	1'44.288	1'44.354	1'46.259	1'46.683	1'47.192	1'45.867	1'46.497	1'45.961	1'46.385	1'45.043	1'45.715	1'46.088	1'46.696
4	1'44.463	1'44.455	1'44.894	1'45.095	1'45.964	1'45.663	1'45.757	1'45.759	1'45.744	1'46.263	1'45.380	1'45.425	1'46.077	1'46.742
5	1'44.006	1'44.813	1'44.958	1'44.742	1'45.201	1'45.873	1'45.330	1'45.364	1'46.583	1'46.257	1'46.717	1'45.623	1'46.018	1'46.508
6	1'43.893	1'44.465	1'45.167	1'44.843	1'45.284	1'45.404	1'45.682	1'46.096	1'45.741	1'45.407	1'46.233	1'45.653	1'46.496	1'46.965
7	1'44.313	1'44.705	1'45.081	1'45.485	1'44.883	1'45.785	1'46.029	1'46.324	1'45.742	1'45.378	1'45.733	1'45.683	1'46.500	1'47.035
8	1'44.320	1'44.921	1'45.154	1'45.118	1'45.495	1'45.293	1'46.310	1'45.738	1'46.364	1'45.767	1'46.039	1'45.801	1'46.219	1'46.388
9	1'44.691	1'44.987	1'45.281	1'45.327	1'44.687	1'45.771	1'45.675	1'45.962	1'45.822	1'46.043	1'46.083	1'46.268	1'46.058	1'46.578
10	1'44.713	1'44.955	1'45.269	1'45.515	1'44.940	1'45.238	1'45.492	1'45.860	1'45.470	1'45.835	1'46.007	1'45.878	1'46.528	1'46.830
11	1'44.758	1'44.907	1'45.285	1'44.813	1'44.597	1'45.099	1'45.094	1'46.014	1'45.766	1'46.350	1'48.316	1'45.865	1'46.382	1'47.257
12	1'44.865	1'45.024	1'45.362	1'44.893	1'44.753	1'45.167	1'45.723	1'46.024	1'45.856	1'46.542	1'46.281	1'45.802	1'46.546	1'47.020
13	1'44.557	1'44.924	1'44.870	1'44.916	1'44.590	1'45.473	1'45.459	1'45.849	1'46.024	1'45.851	1'46.025	1'45.789	1'46.614	1'47.323
14	1'44.896	1'44.892	1'45.150	1'44.942	1'44.509	1'45.591	1'45.662	1'45.675	1'45.516	1'45.516	1'46.084	1'45.784	1'46.855	1'47.248
15	1'44.913	1'45.017	1'45.059	1'45.162	1'44.813	1'45.680	1'46.160	1'45.901	1'45.908	1'45.823	1'46.050	1'45.755	1'46.448	1'47.342
16	1'44.984	1'45.092	1'45.429	1'45.193	1'45.134	1'45.328	1'45.480	1'46.457	1'46.233	1'45.927	1'46.142	1'46.328	1'46.259	1'47.756
17	1'46.143	1'45.600	1'45.978	1'46.174	1'47.046	1'45.879	1'45.720	1'46.418	1'46.725	1'46.697	1'46.256	1'47.136	1'46.615	1'48.075

	2 Mon	83 Epi	47 Bas	25 Ver	52 Hob	78 Oku	32 Viñ	56 Seb	9 Hen
1	1'56.269	1'55.908	1'52.107	1'53.763	1'54.912	1'51.392	1'54.696	1'53.543	1'53.863
2	1'47.238	1'47.246	1'45.539	1'45.810	1'49.414	1'45.741	1'45.776	1'45.771	1'45.842
3	1'47.469	1'48.194	1'46.183	1'46.312	1'46.904	1'46.608	1'45.295	1'46.176	
4	1'47.329	1'47.718	1'45.633	1'46.560	1'47.243	1'45.695	1'45.825	1'46.606	
5	1'48.190	1'47.509	1'45.304	1'46.359	1'47.681	1'45.835	1'45.681	1'46.345	
6	1'46.882	1'47.597	1'45.244	2'54.305	1'46.809	1'45.328	1'45.533		
7	1'47.183	1'48.357	1'45.568	1'47.860	1'46.622	1'45.780			
8	1'47.460	1'47.919	1'45.861	1'47.624	1'46.646	1'45.712			
9	1'47.758	1'48.157	1'45.329	1'47.027	1'47.081	2'00.718			
10	1'47.857	1'48.708	1'45.522	1'47.135	1'47.363	1'47.281			
11	1'48.880	1'48.294	1'45.312	1'47.014	1'48.287	1'47.187			
12	1'48.139	1'49.032	1'45.633	1'49.230	1'48.972				
13	1'48.088	1'48.801	1'45.776	4'01.695					
14	1'48.652	1'49.319	1'45.581						
15	1'48.394	1'49.303	1'46.074						
16	1'48.385	1'49.705							
17	1'49.482	1'50.468							

01/08/2020

These data/results cannot be reproduced, stored and/or transmitted in whole or in part by any manner of electronic, mechanical, photocopying, recording, broadcasting or otherwise now known or herein after developed without the previous express consent by the copyright owner, except for reproduction in daily press and regular printed publications on sale to the public within 60 days of the event related to those data/results and always provided that copyright symbol appears together as follows below.

© DORNA WSBK ORGANIZATION Srl 2020

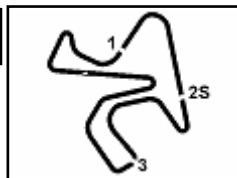
FIGR PERUGIA TIMING



Official Tyre Supplier



Official Timekeeper



Pirelli Spanish Round, 31 July - 2 August 2020

Best Sectors & Speed Race 1

RESULTS

1	55 A. LOCATELLI	Yamaha YZF R6	Laps 17
2	16 J. CLUZEL	Yamaha YZF R6	3.052
3	5 P. OETTL	Kawasaki ZX-6R	7.766
4	44 L. MAHIAS	Kawasaki ZX-6R	10.908
5	3 R. DE ROSA	MV Agusta F3 675	11.979
6	4 S. ODENDAAL	Yamaha YZF R6	17.464
7	94 C. PEROLARI	Yamaha YZF R6	17.738
8	81 M. GONZALEZ	Kawasaki ZX-6R	23.083
9	61 C. ÖNCÜ	Kawasaki ZX-6R	23.419
10	38 H. SOOMER	Yamaha YZF R6	23.736
11	12 A. RUIZ CARRANZA	Yamaha YZF R6	28.948
12	99 D. WEBB	Yamaha YZF R6	31.363
13	22 F. FULIGNI	MV Agusta F3 675	34.001
14	84 L. CRESSON	Yamaha YZF R6	43.027
15	2 L. MONTELLA	Yamaha YZF R6	59.311
16	83 L. EPIS	Yamaha YZF R6	1'07.891
RET	47 A. BASSANI	Yamaha YZF R6	2 Laps
RET	25 A. VERDOÍA	Yamaha YZF R6	4 Laps
RET	52 P. HOBELBERGER	Honda CBR600RR	5 Laps
RET	78 H. OKUBO	Honda CBR600RR	6 Laps
RET	32 I. VIÑALES	Yamaha YZF R6	11 Laps
RET	56 P. SEBESTYEN	Yamaha YZF R6	12 Laps
RET	9 G. HENDRA PRATAMA	Yamaha YZF R6	15 Laps

SPEED

1	4 S. ODENDAAL	Yamaha YZF R6	248,6
2	3 R. DE ROSA	MV Agusta F3 675	248,6
3	55 A. LOCATELLI	Yamaha YZF R6	247,5
4	12 A. RUIZ CARRANZA	Yamaha YZF R6	246,9
5	99 D. WEBB	Yamaha YZF R6	245,9
6	94 C. PEROLARI	Yamaha YZF R6	245,9
7	44 L. MAHIAS	Kawasaki ZX-6R	245,3
8	9 G. HENDRA PRATAMA	Yamaha YZF R6	244,8
9	81 M. GONZALEZ	Kawasaki ZX-6R	244,8
10	47 A. BASSANI	Yamaha YZF R6	244,2
11	16 J. CLUZEL	Yamaha YZF R6	243,7
12	78 H. OKUBO	Honda CBR600RR	243,7
13	22 F. FULIGNI	MV Agusta F3 675	243,7
14	61 C. ÖNCÜ	Kawasaki ZX-6R	243,2
15	5 P. OETTL	Kawasaki ZX-6R	243,2
16	32 I. VIÑALES	Yamaha YZF R6	242,6
17	52 P. HOBELBERGER	Honda CBR600RR	242,1
18	38 H. SOOMER	Yamaha YZF R6	242,1
19	25 A. VERDOÍA	Yamaha YZF R6	242,1
20	84 L. CRESSON	Yamaha YZF R6	241,0
21	83 L. EPIS	Yamaha YZF R6	241,0
22	2 L. MONTELLA	Yamaha YZF R6	240,5
23	56 P. SEBESTYEN	Yamaha YZF R6	240,0

SEG. 1

1	16 J. CLUZEL	25.679
2	55 A. LOCATELLI	25.731
3	3 R. DE ROSA	25.771
4	5 P. OETTL	25.789
5	44 L. MAHIAS	25.827
6	4 S. ODENDAAL	25.876
7	47 A. BASSANI	25.933
8	94 C. PEROLARI	26.011
9	32 I. VIÑALES	26.019
10	38 H. SOOMER	26.019
11	61 C. ÖNCÜ	26.025
12	99 D. WEBB	26.035
13	78 H. OKUBO	26.036
14	22 F. FULIGNI	26.045
15	12 A. RUIZ CARRANZA	26.085
16	81 M. GONZALEZ	26.090
17	84 L. CRESSON	26.174
18	56 P. SEBESTYEN	26.201
19	52 P. HOBELBERGER	26.272
20	9 G. HENDRA PRATAMA	26.296
21	25 A. VERDOÍA	26.326
22	2 L. MONTELLA	26.451
23	83 L. EPIS	26.525

SEG. 2

1	55 A. LOCATELLI	15.489
2	3 R. DE ROSA	15.526
3	4 S. ODENDAAL	15.547
4	78 H. OKUBO	15.563
5	16 J. CLUZEL	15.563
6	81 M. GONZALEZ	15.565
7	38 H. SOOMER	15.566
8	5 P. OETTL	15.569
9	44 L. MAHIAS	15.574
10	94 C. PEROLARI	15.606
11	12 A. RUIZ CARRANZA	15.619
12	61 C. ÖNCÜ	15.644
13	25 A. VERDOÍA	15.645
14	9 G. HENDRA PRATAMA	15.672
15	32 I. VIÑALES	15.679
16	47 A. BASSANI	15.683
17	99 D. WEBB	15.688
18	56 P. SEBESTYEN	15.754
19	22 F. FULIGNI	15.775
20	84 L. CRESSON	15.797
21	52 P. HOBELBERGER	15.879
22	83 L. EPIS	15.916
23	2 L. MONTELLA	15.950

SEG. 3

1	55 A. LOCATELLI	30.560
2	16 J. CLUZEL	30.787
3	5 P. OETTL	30.836
4	12 A. RUIZ CARRANZA	30.889
5	44 L. MAHIAS	30.925
6	3 R. DE ROSA	30.925
7	99 D. WEBB	30.949
8	47 A. BASSANI	30.953
9	4 S. ODENDAAL	30.995
10	38 H. SOOMER	31.024
11	32 I. VIÑALES	31.075
12	61 C. ÖNCÜ	31.093
13	94 C. PEROLARI	31.101
14	78 H. OKUBO	31.158
15	22 F. FULIGNI	31.198
16	56 P. SEBESTYEN	31.268
17	25 A. VERDOÍA	31.329
18	81 M. GONZALEZ	31.336
19	84 L. CRESSON	31.411
20	2 L. MONTELLA	31.463
21	9 G. HENDRA PRATAMA	31.481
22	52 P. HOBELBERGER	31.558
23	83 L. EPIS	31.804

SEG. 4

1	3 R. DE ROSA	31.314
2	55 A. LOCATELLI	31.949
3	16 J. CLUZEL	32.036
4	44 L. MAHIAS	32.119
5	5 P. OETTL	32.146
6	61 C. ÖNCÜ	32.173
7	81 M. GONZALEZ	32.219
8	94 C. PEROLARI	32.219
9	12 A. RUIZ CARRANZA	32.230
10	78 H. OKUBO	32.241
11	38 H. SOOMER	32.251
12	47 A. BASSANI	32.278
13	4 S. ODENDAAL	32.290
14	9 G. HENDRA PRATAMA	32.393
15	99 D. WEBB	32.407
16	25 A. VERDOÍA	32.415
17	32 I. VIÑALES	32.416
18	56 P. SEBESTYEN	32.526
19	52 P. HOBELBERGER	32.633
20	22 F. FULIGNI	32.688
21	84 L. CRESSON	32.734
22	2 L. MONTELLA	32.754
23	83 L. EPIS	32.902

01/08/2020

These data/results cannot be reproduced, stored and/or transmitted in whole or in part by any manner of electronic, mechanical, photocopying, recording, broadcasting or otherwise now known or herein after developed without the previous express consent by the copyright owner, except for reproduction in daily press and regular printed publications on sale to the public within 60 days of the event related to those data/results and always provided that copyright symbol appears together as follows below.

© DORNA WSBK ORGANIZATION Srl 2020

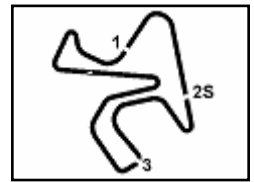
FICR PERUGIA TIMING



Official Tyre Supplier



Official Timekeeper



Pirelli Spanish Round, 31 July - 2 August 2020

Chronological Analysis Race 1

Start at 15:15'54.402

1 / 4

1° 55 A. LOCATELLI (1'43.893)							
Lap	Seg.1	Seg.2	Seg.3	Seg.4	Lap Time	km/h	Local Time
1		15.821	31.220	32.105	1'50.116	237,4	15:17'44.518
2	25.842	15.643	30.899	32.002	1'44.386	243,7	15:19'28.904
3	25.757	15.489	30.927	32.154	1'44.327	245,3	15:21'13.231
4	25.828	15.509	30.959	32.167	1'44.463	245,9	15:22'57.694
5	25.775	15.566	30.716	31.949	1'44.006	247,5	15:24'41.700
6	25.731	15.637	30.560	31.965	1'43.893	241,6	15:26'25.593
7	25.878	15.683	30.713	32.039	1'44.313	241,0	15:28'09.906
8	25.769	15.676	30.773	32.102	1'44.320	241,0	15:29'54.226
9	25.876	15.850	30.867	32.098	1'44.691	240,5	15:31'38.917
10	25.821	15.782	30.881	32.229	1'44.713	240,5	15:33'23.630
11	25.884	15.784	30.855	32.235	1'44.758	241,6	15:35'08.388
12	25.914	15.804	30.850	32.297	1'44.865	241,6	15:36'53.253
13	25.903	15.781	30.808	32.065	1'44.557	241,6	15:38'37.810
14	25.989	15.788	30.893	32.226	1'44.896	240,5	15:40'22.706
15	25.965	15.746	30.948	32.254	1'44.913	241,6	15:42'07.619
16	26.049	15.756	30.919	32.260	1'44.984	242,1	15:43'52.603
17	26.112	15.841	31.135	33.055	1'46.143	241,6	15:45'38.746
Race Time 29'44.344							

2° 16 J. CLUZEL (1'44.288)							
Lap	Seg.1	Seg.2	Seg.3	Seg.4	Lap Time	km/h	Local Time
1		15.608	31.086	32.114	1'49.980	238,5	15:17'44.382
2	25.894	15.606	30.787	32.084	1'44.371	240,5	15:19'28.753
3	25.679	15.575	30.902	32.132	1'44.288	242,1	15:21'13.041
4	25.791	15.618	30.964	32.082	1'44.455	241,6	15:22'57.496
5	25.890	15.626	31.261	32.036	1'44.813	242,1	15:24'42.309
6	25.726	15.563	31.138	32.038	1'44.465	243,7	15:26'26.774
7	25.924	15.629	30.976	32.176	1'44.705	242,1	15:28'11.479
8	26.068	15.650	30.981	32.222	1'44.921	242,1	15:29'56.400
9	26.029	15.640	31.091	32.227	1'44.987	241,6	15:31'41.387
10	25.958	15.663	31.073	32.261	1'44.955	241,6	15:33'26.342
11	25.975	15.722	31.060	32.150	1'44.907	241,0	15:35'11.249
12	25.990	15.718	31.086	32.230	1'45.024	241,0	15:36'56.273
13	25.935	15.703	31.121	32.165	1'44.924	242,1	15:38'41.197
14	25.918	15.670	31.079	32.225	1'44.892	241,6	15:40'26.089
15	26.006	15.651	31.117	32.243	1'45.017	241,6	15:42'11.106
16	26.145	15.682	31.026	32.239	1'45.092	242,1	15:43'56.198
17	26.030	15.938	31.238	32.394	1'45.600	237,9	15:45'41.798
Race Time 29'47.396							

3° 5 P. OETTL (1'44.354)							
Lap	Seg.1	Seg.2	Seg.3	Seg.4	Lap Time	km/h	Local Time
1		15.622	31.250	32.190	1'50.403	242,6	15:17'44.805
2	25.836	15.596	30.838	32.146	1'44.416	243,2	15:19'29.221
3	25.789	15.569	30.836	32.160	1'44.354	243,2	15:21'13.575
4	25.935	15.618	30.911	32.430	1'44.894	242,1	15:22'58.469
5	25.918	15.692	30.967	32.381	1'44.958	241,0	15:24'43.427
6	26.086	15.715	31.051	32.315	1'45.167	241,0	15:26'28.594
7	26.082	15.728	30.916	32.355	1'45.081	239,0	15:28'13.675
8	26.035	15.699	30.977	32.443	1'45.154	240,5	15:29'58.829
9	26.105	15.771	31.004	32.401	1'45.281	240,0	15:31'44.110
10	26.035	15.758	30.949	32.527	1'45.269	240,0	15:33'29.379
11	26.077	15.778	31.000	32.430	1'45.285	239,5	15:35'14.664
12	26.164	15.784	31.063	32.351	1'45.362	240,5	15:37'00.026
13	25.931	15.648	30.881	32.410	1'44.870	239,5	15:38'44.896
14	25.995	15.708	31.027	32.420	1'45.150	240,5	15:40'30.046
15	26.008	15.759	30.965	32.327	1'45.059	239,5	15:42'15.105
16	26.083	15.791	31.088	32.467	1'45.429	239,5	15:44'00.534
17	26.203	15.851	31.254	32.670	1'45.978	237,4	15:45'46.512
Race Time 29'52.110							

4° 3 R. DE ROSA (1'44.509)							
Lap	Seg.1	Seg.2	Seg.3	Seg.4	Lap Time	km/h	Local Time
1		15.872	31.061	32.480	1'52.280	242,1	15:17'46.682

2	26.270	15.526	31.219	32.449	1'45.464	248,1	15:19'32.146
3	26.184	15.576	31.323	33.600	1'46.683	244,8	15:21'18.829
4	26.867	15.559	31.179	32.359	1'45.964	246,4	15:23'04.793
5	26.057	15.555	31.352	32.237	1'45.201	248,6	15:24'49.994
6	26.010	15.569	31.420	32.285	1'45.284	246,4	15:26'35.278
7	26.012	15.833			1'44.883	241,6	15:28'20.161
8	26.141	15.772	31.473	32.109	1'45.495	242,1	15:30'05.656
9	26.167	15.856	30.975	31.689	1'44.687	239,0	15:31'50.343
10	26.832	15.568	31.226	31.314	1'44.940	236,4	15:33'35.283
11	26.105	15.816	31.051	31.625	1'44.597	236,4	15:35'19.880
12	25.874	15.739	30.925	32.215	1'44.753	237,9	15:37'04.633
13	25.771	15.751	31.132	31.936	1'44.590	236,9	15:38'49.223
14	25.787	15.754	31.064	31.904	1'44.509	237,9	15:40'33.732
15	25.899	15.731	31.224	31.959	1'44.813	237,9	15:42'18.545
16	25.887	15.756	31.155	32.336	1'45.134	239,5	15:44'03.679
17	25.929	15.839	31.457	33.821	1'47.046	237,9	15:45'50.725
Race Time 29'56.323							

5° 44 L. MAHIAS (1'44.742)							
Lap	Seg.1	Seg.2	Seg.3	Seg.4	Lap Time	km/h	Local Time
1		15.574	31.727	32.303	1'51.493	245,3	15:17'45.895
2	26.126	15.696	31.069	32.391	1'45.282	244,8	15:19'31.177
3	26.262	15.643	31.951	32.403	1'46.259	244,2	15:21'17.436
4	25.941	15.727	31.081	32.346	1'45.095	243,2	15:23'02.531
5	25.923	15.697	30.990	32.132	1'44.742	237,9	15:24'47.273
6	25.964	15.674	30.988	32.217	1'44.843	239,0	15:26'32.116
7	26.040	15.838	31.136	32.471	1'45.485	236,4	15:28'17.601
8	26.019	15.760	31.112	32.227	1'45.118	237,9	15:30'02.719
9	25.950	15.783	31.109	32.485	1'45.327	235,9	15:31'48.046
10	25.985	15.912	31.226	32.392	1'45.515	236,4	15:33'33.561
11	25.827	15.816	31.051	32.119	1'44.813	236,4	15:35'18.374
12	25.880	15.739	30.925	32.349	1'44.893	237,9	15:37'03.267
13	25.837	15.751	31.132	32.196	1'44.916	236,9	15:38'48.183
14	25.827	15.754	31.064	32.297	1'44.942	237,9	15:40'33.125
15	25.906	15.731	31.224	32.301	1'45.162	237,9	15:42'18.287
16	25.945	15.756	31.155	32.337	1'45.193	239,5	15:44'03.480
17	26.028	15.839	31.657	32.650	1'46.174	237,9	15:45'49.654
Race Time 29'55.252							

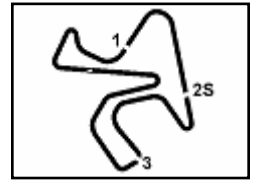
6° 12 A. RUIZ CARRANZA (1'45.043)							
Lap	Seg.1	Seg.2	Seg.3	Seg.4	Lap Time	km/h	Local Time
1		15.968	32.038	32.656	1'55.437	246,4	15:17'49.839
2	26.160	15.841	31.235	32.230	1'45.466	245,3	15:19'35.305
3	26.085	15.619	30.948	32.391	1'45.043	244,8	15:21'20.348
4	26.170	15.841	30.889	32.480	1'45.380	246,9	15:23'05.728
5	26.146	15.611	31.523	32.537	1'46.717	241,6	15:24'52.445
6	26.224	15.950	31.519	32.540	1'46.233	241,6	15:26'38.678
7	26.206	15.928	31.121	32.478	1'45.733	240,5	15:28'24.411
8	26.276	15.983	31.174	32.606	1'46.039	240,5	15:30'10.450
9	26.228	15.830	31.318	32.707	1'46.083	240,5	15:31'56.533
10	26.210	15.858	31.252	32.687	1'46.007	240,5	15:33'42.540
11	26.245	15.987	33.417	32.667	1'48.316	239,0	15:35'30.856
12	26.373	15.913	31.362	32.633	1'46.281	237,9	15:37'17.137
13	26.203	15.906	31.211	32.705	1'46.025	238,5	15:39'03.162
14	26.125	15.902	31.424	32.633	1'46.084	240,5	15:40'49.246
15	26.274	15.892	31.198	32.686	1'46.050	238,5	15:42'35.296
16	26.255	15.960	31.351	32.576	1'46.142	239,5	15:44'21.438
17	26.196	15.916	31.308	32.836	1'46.256	238,5	15:46'07.694
Race Time 30'13.292							

7° 94 C. PEROLARI (1'45.094)							
Lap	Seg.1	Seg.2	Seg.3	Seg.4	Lap Time	km/h	Local Time
1		15.692	31.479	32.278	1'51.153	242,6	15:17'45.555
2	26.260	15.648	31.201	32.380	1'45.489	240,5	15:19'31.044
3	26.331	15.675	31.449	32.412	1'45.867	241,0	15:21'16.911
4	26.373	15.757	31.264	32.363	1'45.757	240,0	15:23'02.668

01/08/2020 P = Pits In/Out - C = Lap Time Cancelled

These data/results cannot be reproduced, stored and/or transmitted in whole or in part by any manner of electronic, mechanical, photocopying, recording, broadcasting or otherwise now known or herein after developed without the previous express consent by the copyright owner, except for reproduction in daily press and regular printed publications on sale to the public within 60 days of the event related to those data/results and always provided that copyright symbol appears together as follows below.

© DORNA WSBK ORGANIZATION Srl 2020



Pirelli Spanish Round, 31 July - 2 August 2020

Chronological Analysis Race 1

Jerez 4.423 m

Start at 15:15'54.402

2 / 4

Lap	Seg.1	Seg.2	Seg.3	Seg.4	Lap Time	km/h	Local Time
5	26.204	15.630	31.101	32.395	1'45.330	242,6	15:24'47.998
6	26.260	15.723	31.323	32.376	1'45.682	241,0	15:26'33.680
7	26.431	15.808	31.368	32.422	1'46.029	240,0	15:28'19.709
8	26.378	15.687	31.673	32.572	1'46.310	240,0	15:30'06.019
9	26.239	15.657	31.366	32.393	1'45.675	244,8	15:31'51.694
10	26.183	15.731	31.178	32.400	1'45.492	242,1	15:33'37.186
11	26.011	15.693	31.171	32.219	1'45.094	242,1	15:35'22.280
12	26.157	15.609	31.399	32.558	1'45.723	245,9	15:37'08.003
13	26.139	15.687	31.201	32.432	1'45.459	241,6	15:38'53.462
14	26.400	15.663	31.347	32.252	1'45.662	244,8	15:40'39.124
15	26.153	15.692	31.977	32.338	1'46.160	242,1	15:42'25.284
16	26.368	15.606	31.230	32.276	1'45.480	244,8	15:44'10.764
17	26.336	15.818	31.238	32.328	1'45.720	240,0	15:45'56.484
Race Time 30'02.082							

8° 4 S. ODENDAAL (1'45.099)							
Lap	Seg.1	Seg.2	Seg.3	Seg.4	Lap Time	km/h	Local Time
1		15.696	31.504	32.324	1'51.942	242,1	15:17'46.344
2	26.228	15.582	31.203	32.417	1'45.430	243,2	15:19'31.774
3	26.155	15.547	31.507	33.983	1'47.192	244,8	15:21'18.966
4	26.480	15.607	31.183	32.393	1'45.663	243,7	15:23'04.629
5	26.046	15.629	31.781	32.417	1'45.873	244,8	15:24'50.502
6	26.001	15.678	31.376	32.349	1'45.404	243,2	15:26'35.906
7	26.279	15.708	31.185	32.613	1'45.785	245,3	15:28'21.691
8	26.180	15.637	31.103	32.373	1'45.293	242,6	15:30'06.984
9	26.101	15.770	31.488	32.412	1'45.771	244,2	15:31'52.755
10	26.054	15.722	31.100	32.362	1'45.238	241,0	15:33'37.993
11	25.876	15.756	31.177	32.290	1'45.099	241,6	15:35'23.092
12	25.966	15.643	31.050	32.508	1'45.167	242,1	15:37'08.259
13	26.101	15.610	31.221	32.541	1'45.473	243,7	15:38'53.732
14	26.261	15.643	31.339	32.348	1'45.591	246,4	15:40'39.323
15	26.070	15.628	31.480	32.502	1'45.680	248,6	15:42'25.003
16	25.996	15.782	30.995	32.555	1'45.328	240,5	15:44'10.331
17	26.037	15.775	31.505	32.562	1'45.879	239,5	15:45'56.210
Race Time 30'01.808							

RET 32 I. VIÑALES (1'45.295)							
Lap	Seg.1	Seg.2	Seg.3	Seg.4	Lap Time	km/h	Local Time
1		15.875	32.049	32.466	1'54.696	242,6	15:17'49.098
2	26.102	15.679	31.128	32.867	1'45.776	237,9	15:19'34.874
3	26.019	15.703	31.075	32.498	1'45.295	239,0	15:21'20.169
4	26.261	15.833	31.315	32.416	1'45.825	235,9	15:23'05.994
5	26.135	15.970	31.082	32.494	1'45.681	235,4	15:24'51.675
6	26.107	15.875	31.095	32.456	1'45.533	235,9	15:26'37.208
Race Time 10'42.806							

RET 78 H. OKUBO (1'45.328)							
Lap	Seg.1	Seg.2	Seg.3	Seg.4	Lap Time	km/h	Local Time
1		15.563	31.366	32.339	1'51.392	242,6	15:17'45.794
2	26.166	15.692	31.430	32.453	1'45.741	240,0	15:19'31.535
3	26.036	15.690	31.938	32.944	1'46.608	243,7	15:21'18.143
4	26.146	15.698	31.271	32.580	1'45.695	240,5	15:23'03.838
5	26.310	15.642	31.642	32.241	1'45.835	242,1	15:24'49.673
6	26.156	15.601	31.228	32.343	1'45.328	243,7	15:26'35.001
7	26.205	16.064	31.158	32.353	1'45.780	241,0	15:28'20.781
8	26.210	15.821	31.314	32.367	1'45.712	239,5	15:30'06.493
9	26.052	16.251	44.145	34.270	2'00.718	235,9	15:32'07.211
10	26.964	16.015	31.464	32.838	1'47.281	235,4	15:33'54.492
11	26.309	15.940	31.919	33.019	1'47.187	234,4	15:35'41.679
Race Time 19'47.277							

13° 81 M. GONZALEZ (1'45.364)							
Lap	Seg.1	Seg.2	Seg.3	Seg.4	Lap Time	km/h	Local Time
1		15.667	31.573	32.219	1'51.617	243,2	15:17'46.019
2	26.161	15.658	31.637	32.416	1'45.872	240,5	15:19'31.891
3	26.121	15.598	31.741	33.037	1'46.497	244,8	15:21'18.388
4	26.191	15.642	31.633	32.293	1'45.759	239,0	15:23'04.147
5	26.115	15.565	31.390	32.294	1'45.364	241,6	15:24'49.511
6	26.090	15.694	31.716	32.596	1'46.096	240,0	15:26'35.607
7	26.196	16.019	31.701	32.408	1'46.324	237,9	15:28'21.931
8	26.282	15.672	31.352	32.432	1'45.738	241,6	15:30'07.669
9	26.195	15.842	31.524	32.401	1'45.962	237,4	15:31'53.631
10	26.191	15.785	31.446	32.438	1'45.860	237,4	15:33'39.491
11	26.227	15.801	31.575	32.411	1'46.014	236,9	15:35'25.505
12	26.231	15.789	31.518	32.486	1'46.024	236,4	15:37'11.529
13	26.174	15.820	31.384	32.471	1'45.849	235,9	15:38'57.378
14	26.217	15.764	31.336	32.358	1'45.675	236,9	15:40'43.053
15	26.230	15.782	31.494	32.395	1'45.901	235,4	15:42'28.954
16	26.271	15.815	31.650	32.721	1'46.457	235,4	15:44'15.411
17	26.295	15.909	31.687	32.527	1'46.418	235,9	15:46'01.829
Race Time 30'07.427							

RET 47 A. BASSANI (1'45.244)							
Lap	Seg.1	Seg.2	Seg.3	Seg.4	Lap Time	km/h	Local Time
1		15.710	31.449	32.404	1'52.107	244,2	15:17'46.509
2	26.164	15.683	31.176	32.516	1'45.539	243,7	15:19'32.048
3	26.428	15.871	31.148	32.736	1'46.183	239,5	15:21'18.231
4	26.119	15.808	31.310	32.396	1'45.633	241,6	15:23'03.864
5	26.023	15.865	31.022	32.394	1'45.304	237,4	15:24'49.168
6	26.135	15.878	30.953	32.278	1'45.244	239,0	15:26'34.412
7	26.121	15.900	31.167	32.380	1'45.568	236,9	15:28'19.980
8	26.199	15.772	31.461	32.429	1'45.861	242,1	15:30'05.841
9	26.082	15.856	30.975	32.416	1'45.329	239,0	15:31'51.170
10	26.105	15.927	31.154	32.336	1'45.522	237,4	15:33'36.692
11	25.933	15.897	31.093	32.389	1'45.312	236,9	15:35'22.004
12	26.103	15.889	31.144	32.497	1'45.633	237,9	15:37'07.637
13	26.008	15.910	31.230	32.628	1'45.776	236,9	15:38'53.413
14	26.153	15.861	31.122	32.445	1'45.581	236,9	15:40'38.994
15	26.072	15.874	31.394	32.734	1'46.074	236,9	15:42'25.066
Race Time 26'30.666							

10° 38 H. SOOMER (1'45.286)							
Lap	Seg.1	Seg.2	Seg.3	Seg.4	Lap Time	km/h	Local Time
1		15.863	31.068	32.550	1'52.753	240,0	15:17'47.155
2	26.139	15.566	31.210	32.371	1'45.286	242,1	15:19'32.441
3	26.126	15.792	31.668	32.799	1'46.385	239,0	15:21'18.826
4	27.170	15.645	31.024	32.424	1'46.263	240,5	15:23'05.089
5	26.642	15.987	31.147	32.481	1'46.257	237,4	15:24'51.346
6	26.053	15.731	31.372	32.251	1'45.407	240,0	15:26'36.753
7	26.056	15.840	31.087	32.395	1'45.378	233,9	15:28'22.131
8	26.156	15.739	31.372	32.500	1'45.767	237,9	15:30'07.898
9	26.136	15.828	31.524	32.555	1'46.043	235,9	15:31'53.941

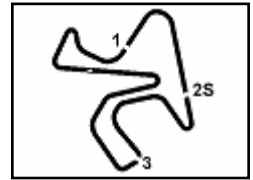
14° 99 D. WEBB (1'45.425)							
Lap	Seg.1	Seg.2	Seg.3	Seg.4	Lap Time	km/h	Local Time
1		15.774	31.909	32.509	1'53.969	245,9	15:17'48.371
2	26.270	15.738	31.500	39.725	1'53.233	243,7	15:19'41.604
3	26.498	15.737	30.949	32.531	1'45.715	241,6	15:21'27.319
4	26.035	15.714	31.113	32.563	1'45.425	242,6	15:23'12.744
5	26.373	15.784	31.059	32.407	1'45.623	239,5	15:24'58.367
6	26.264	15.755	31.161	32.473	1'45.653	240,5	15:26'44.020
7	26.275	15.784	31.094	32.530	1'45.683	240,5	15:28'29.703
8	26.177	15.742	31.397	32.485	1'45.801	238,5	15:30'15.504
9	26.279	15.863	31.568	32.558	1'46.268	234,4	15:32'01.772

01/08/2020 P = Pits In/Out - C = Lap Time Cancelled

These data/results cannot be reproduced, stored and/or transmitted in whole or in part by any manner of electronic, mechanical, photocopying, recording, broadcasting or otherwise now known or herein after developed without the previous express consent by the copyright owner, except for reproduction in daily press and regular printed publications on sale to the public within 60 days of the event related to those data/results and always provided that copyright symbol appears together as follows below.

© DORNA WSBK ORGANIZATION Srl 2020





Jerez 4.423 m

Pirelli Spanish Round, 31 July - 2 August 2020

Chronological Analysis Race 1

Start at 15:15'54.402

3 / 4

Lap	Seg.1	Seg.2	Seg.3	Seg.4	Lap Time	km/h	Local Time
10	26.263	15.833	31.220	32.562	1'45.878	235,4	15:33'47.650
11	26.141	15.859	31.442	32.423	1'45.865	240,5	15:35'33.515
12	26.302	15.688	31.213	32.599	1'45.802	243,7	15:37'19.317
13	26.212	15.818	31.283	32.476	1'45.789	237,4	15:39'05.106
14	26.233	15.831	31.247	32.473	1'45.784	240,0	15:40'50.890
15	26.209	15.779	31.329	32.438	1'45.755	240,0	15:42'36.645
16	26.347	15.852	31.479	32.650	1'46.328	240,0	15:44'22.973
17	26.499	16.061	31.587	32.989	1'47.136	236,9	15:46'10.109
Race Time 30'15.707							

Lap	Seg.1	Seg.2	Seg.3	Seg.4	Lap Time	km/h	Local Time
3	26.243	15.775	31.303	32.767	1'46.088	240,5	15:21'23.132
4	26.219	15.902	31.198	32.758	1'46.077	242,1	15:23'09.209
5	26.045	15.904	31.254	32.815	1'46.018	239,0	15:24'55.227
6	26.608	15.878	31.221	32.789	1'46.496	237,9	15:26'41.723
7	26.399	15.997	31.264	32.840	1'46.500	236,9	15:28'28.223
8	26.138	15.891	31.249	32.941	1'46.219	237,9	15:30'14.442
9	26.157	15.915	31.298	32.688	1'46.058	237,4	15:32'00.500
10	26.305	15.990	31.326	32.907	1'46.528	237,4	15:33'47.028
11	26.192	15.985	31.366	32.839	1'46.382	236,9	15:35'33.410
12	26.190	15.894	31.552	32.910	1'46.546	239,0	15:37'19.956
13	26.416	15.952	31.446	32.800	1'46.614	237,4	15:39'06.570
14	26.356	15.934	31.639	32.926	1'46.855	239,0	15:40'53.425
15	26.331	15.938	31.419	32.760	1'46.448	237,9	15:42'39.873
16	26.194	15.922	31.369	32.774	1'46.259	236,9	15:44'26.132
17	26.274	15.977	31.450	32.914	1'46.615	235,9	15:46'12.747
Race Time 30'18.345							

15° 61 C. ÖNCÜ (1'45.470)							
Lap	Seg.1	Seg.2	Seg.3	Seg.4	Lap Time	km/h	Local Time
1		16.012	31.175	32.173	1'52.660	243,2	15:17'47.062
2	26.108	15.644	31.445	32.451	1'45.648	242,1	15:19'32.710
3	26.118	15.644	31.482	32.717	1'45.961	243,2	15:21'18.671
4	26.065	15.695	31.640	32.344	1'45.744	242,1	15:23'04.415
5	26.027	15.865	31.943	32.748	1'46.583	240,0	15:24'50.998
6	26.124	15.873	31.221	32.523	1'45.741	237,9	15:26'36.739
7	26.312	15.905	31.095	32.430	1'45.742	238,5	15:28'22.481
8	26.142	15.708	31.830	32.684	1'46.364	239,5	15:30'08.845
9	26.249	15.859	31.167	32.547	1'45.822	237,9	15:31'54.667
10	26.044	15.881	31.093	32.452	1'45.470	236,9	15:33'40.137
11	26.025	15.857	31.407	32.477	1'45.766	239,5	15:35'25.903
12	26.047	15.844	31.407	32.558	1'45.856	237,4	15:37'11.759
13	26.028	15.891	31.581	32.524	1'46.024	238,5	15:38'57.783
14	26.119	15.796	31.167	32.434	1'45.516	238,5	15:40'43.299
15	26.161	15.790	31.470	32.487	1'45.908	238,5	15:42'29.207
16	26.141	15.884	31.594	32.614	1'46.233	239,5	15:44'15.440
17	26.353	15.960	31.674	32.738	1'46.725	237,9	15:46'02.165
Race Time 30'07.763							

20° 84 L. CRESSON (1'46.388)							
Lap	Seg.1	Seg.2	Seg.3	Seg.4	Lap Time	km/h	Local Time
1		15.909	31.957	32.847	1'54.650	241,0	15:17'49.052
2	26.411	15.860	31.879	32.808	1'46.958	240,5	15:19'36.010
3	26.299	15.897	31.629	32.871	1'46.696	238,5	15:21'22.706
4	26.478	16.019	31.511	32.734	1'46.742	236,9	15:23'09.448
5	26.226	15.838	31.639	32.805	1'46.508	237,9	15:24'55.956
6	26.556	15.929	31.619	32.861	1'46.965	237,4	15:26'42.921
7	26.631	15.968	31.411	33.025	1'47.035	235,9	15:28'29.956
8	26.290	15.797	31.425	32.876	1'46.388	240,0	15:30'16.344
9	26.174	15.846	31.634	32.924	1'46.578	237,4	15:32'02.922
10	26.341	15.944	31.598	32.947	1'46.830	235,9	15:33'49.752
11	26.394	16.100	31.730	33.033	1'47.257	234,4	15:35'37.009
12	26.550	15.910	31.602	32.958	1'47.020	234,9	15:37'24.029
13	26.474	15.978	31.704	33.167	1'47.323	233,4	15:39'11.352
14	26.560	15.988	31.657	33.043	1'47.248	235,9	15:40'58.600
15	26.377	16.049	31.791	33.125	1'47.342	234,4	15:42'45.942
16	26.566	16.116	31.793	33.281	1'47.756	232,9	15:44'33.698
17	26.574	16.185	32.138	33.178	1'48.075	231,5	15:46'21.773
Race Time 30'27.371							

RET 56 P. SEBESTYEN (1'45.771)							
Lap	Seg.1	Seg.2	Seg.3	Seg.4	Lap Time	km/h	Local Time
1		15.858	31.520	32.526	1'53.543	240,0	15:17'47.945
2	26.201	15.754	31.268	32.548	1'45.771	236,4	15:19'33.716
3	26.439	15.776	31.335	32.626	1'46.176	236,9	15:21'19.892
4	26.479	15.939	31.582	32.606	1'46.606	238,5	15:23'06.498
5	26.372	15.839	31.498	32.636	1'46.345	239,5	15:24'52.843
Race Time 8'58.441							

RET 52 P. HOBELSBERGER (1'46.622)							
Lap	Seg.1	Seg.2	Seg.3	Seg.4	Lap Time	km/h	Local Time
1		15.911	31.967	32.830	1'54.912	242,1	15:17'49.314
2	26.597	15.893	34.031	32.893	1'49.414	241,0	15:19'38.728
3	26.272	15.894	31.788	32.950	1'46.904	240,5	15:21'25.632
4	26.424	15.920	31.863	33.036	1'47.243	239,5	15:23'12.875
5	26.929	15.938	31.789	33.025	1'47.681	239,5	15:25'00.556
6	26.475	15.954	31.710	32.670	1'46.809	238,5	15:26'47.365
7	26.424	16.004	31.561	32.633	1'46.622	236,9	15:28'33.987
8	26.333	15.879	31.637	32.797	1'46.646	237,4	15:30'20.633
9	26.398	15.969	31.805	32.909	1'47.081	236,9	15:32'07.714
10	26.641	16.016	31.558	33.148	1'47.363	236,9	15:33'55.077
11	26.466	15.974	31.923	33.924	1'48.287	236,4	15:35'43.364
12	27.203	16.110	32.204	33.455	1'48.972	235,4	15:37'32.336
Race Time 21'37.934							

RET 25 A. VERDOÍA (1'45.810)							
Lap	Seg.1	Seg.2	Seg.3	Seg.4	Lap Time	km/h	Local Time
1		16.282	31.864	32.627	1'53.763	241,0	15:17'48.165
2	26.326	15.645	31.424	32.415	1'45.810	242,1	15:19'33.975
3	26.377	15.800	31.383	32.752	1'46.312	242,1	15:21'20.287
4	26.931	15.740	31.329	32.560	1'46.560	240,5	15:23'06.847
5	26.397	15.748	31.666	32.548	1'46.359	241,6	15:24'53.206
6	1'31.551	16.977	32.504	33.273	2'54.305	232,0	15:27'47.511
7	26.846	16.106	31.868	33.040	1'47.860	233,9	15:29'35.371
8	26.690	16.029	31.907	32.998	1'47.624	233,9	15:31'22.995
9	26.477	15.980	31.674	32.896	1'47.027	234,4	15:33'10.022
10	26.518	16.076	31.670	32.871	1'47.135	232,9	15:34'57.157
11	26.548	16.030	31.621	32.815	1'47.014	233,4	15:36'44.171
12	26.371	15.918	32.216	34.725	1'49.230	233,9	15:38'33.401
13	1'06.439	18.300	36.068	2'00.888	4'01.695P	163,3	15:42'35.096
Race Time 26'40.694							

22° 2 L. MONTELLA (1'46.882)							
Lap	Seg.1	Seg.2	Seg.3	Seg.4	Lap Time	km/h	Local Time
1		16.280	32.281	33.035	1'56.269	237,9	15:17'50.671
2	26.564	16.016	31.670	32.988	1'47.238	240,5	15:19'37.909
3	26.703	16.047	31.601	33.118	1'47.469	239,5	15:21'25.378
4	26.456	16.058	31.781	33.034	1'47.329	235,9	15:23'12.707
5	27.025	15.951	31.675	33.539	1'48.190	237,4	15:25'00.897
6	26.538	16.104	31.486	32.754	1'46.882	234,4	15:26'47.779
7	26.621	16.036	31.463	33.063	1'47.183	235,9	15:28'34.962
8	26.451	15.950	31.866	33.193	1'47.460	237,4	15:30'22.422
9	26.588	16.207	31.775	33.188	1'47.758	234,4	15:32'10.180
10	26.620	16.127	31.877	33.233	1'47.857	234,9	15:33'58.037

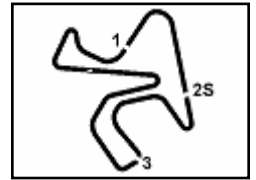
RET 9 G. HENDRA PRATAMA (1'45.842)							
Lap	Seg.1	Seg.2	Seg.3	Seg.4	Lap Time	km/h	Local Time
1		15.830	31.865	32.562	1'53.863	243,7	15:17'48.265
2	26.296	15.672	31.481	32.393	1'45.842	244,8	15:19'34.107
Race Time 3'39.705							

19° 22 F. FULIGNI (1'46.018)							
Lap	Seg.1	Seg.2	Seg.3	Seg.4	Lap Time	km/h	Local Time
1		16.050	31.949	33.393	1'56.007	243,7	15:17'50.409
2	26.540	15.875	31.381	32.839	1'46.635	243,7	15:19'37.044

01/08/2020 P = Pits In/Out - C = Lap Time Cancelled

These data/results cannot be reproduced, stored and/or transmitted in whole or in part by any manner of electronic, mechanical, photocopying, recording, broadcasting or otherwise now known or herein after developed without the previous express consent by the copyright owner, except for reproduction in daily press and regular printed publications on sale to the public within 60 days of the event related to those data/results and always provided that copyright symbol appears together as follows below.

© DORNA WSBK ORGANIZATION Srl 2020



Pirelli Spanish Round, 31 July - 2 August 2020

Chronological Analysis Race 1

Start at 15:15'54.402

11	26.677	16.252	32.676	33.275	1'48.880	233,9	15:35'46.917
12	26.801	16.082	31.981	33.275	1'48.139	235,4	15:37'35.056
13	26.672	15.996	32.150	33.270	1'48.088	234,4	15:39'23.144
14	26.990	16.204	32.007	33.451	1'48.652	235,4	15:41'11.796
15	26.850	16.108	31.992	33.444	1'48.394	232,5	15:43'00.190
16	26.777	16.120	32.045	33.443	1'48.385	232,9	15:44'48.575
17	26.906	16.213	32.379	33.984	1'49.482	230,5	15:46'38.057

Race Time 30'43.655

23°		83 L. EPIS (1'47.246)					
Lap	Seg.1	Seg.2	Seg.3	Seg.4	Lap Time	km/h	Local Time
1		16.120	32.360	32.997	1'55.908	241,0	15:17'50.310
2	26.547	15.916	31.881	32.902	1'47.246	239,5	15:19'37.556
3	26.525	15.991	31.931	33.747	1'48.194	239,0	15:21'25.750
4	26.655	15.984	31.943	33.136	1'47.718	239,0	15:23'13.468
5	26.701	16.001	31.804	33.003	1'47.509	239,5	15:25'00.977
6	26.742	16.058	31.866	32.931	1'47.597	238,5	15:26'48.574
7	26.800	16.175	32.114	33.268	1'48.357	236,9	15:28'36.931
8	26.782	16.104	31.934	33.099	1'47.919	235,9	15:30'24.850
9	26.541	16.145	32.222	33.249	1'48.157	235,4	15:32'13.007
10	26.811	16.202	32.278	33.417	1'48.708	235,9	15:34'01.715
11	26.806	16.211	32.045	33.232	1'48.294	233,4	15:35'50.009
12	26.965	16.183	32.420	33.464	1'49.032	235,4	15:37'39.041
13	26.778	16.265	32.245	33.513	1'48.801	233,4	15:39'27.842
14	27.066	16.231	32.356	33.666	1'49.319	235,4	15:41'17.161
15	27.073	16.301	32.415	33.514	1'49.303	233,9	15:43'06.464
16	26.990	16.372	32.628	33.715	1'49.705	232,5	15:44'56.169
17	27.195	16.412	32.851	34.010	1'50.468	232,5	15:46'46.637

Race Time 30'52.235

01/08/2020 P = Pits In/Out - C = Lap Time Cancelled

These data/results cannot be reproduced, stored and/or transmitted in whole or in part by any manner of electronic, mechanical, photocopying, recording, broadcasting or otherwise now known or herein after developed without the previous express consent by the copyright owner, except for reproduction in daily press and regular printed publications on sale to the public within 60 days of the event related to those data/results and always provided that copyright symbol appears together as follows below.

© DORNA WSBK ORGANIZATION Srl 2020





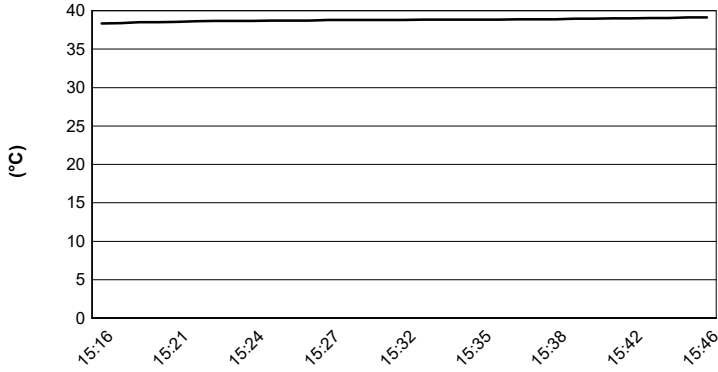
Jerez 4.423 m

Pirelli Spanish Round, 31 July - 2 August 2020

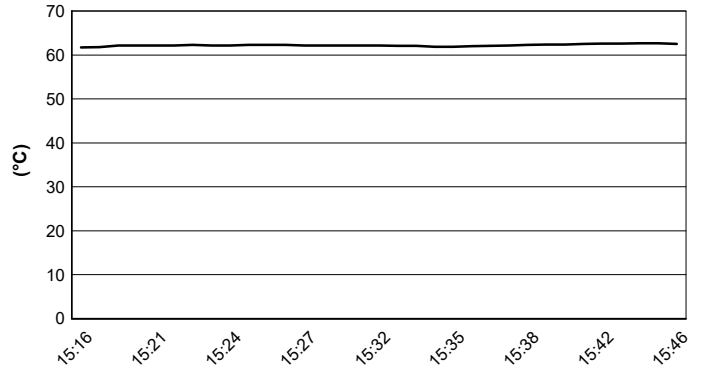
Weather Report Race 1

Session started 15:16 - Session ended 15:46

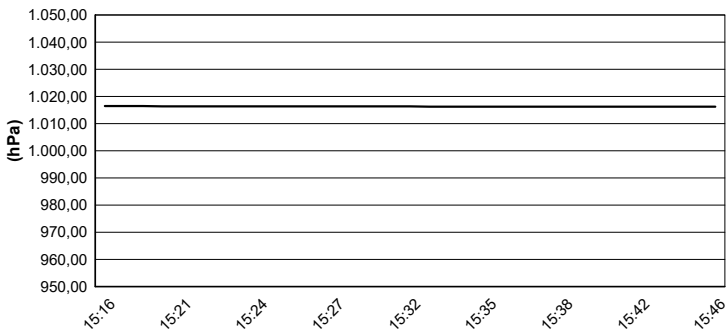
Air Temperature



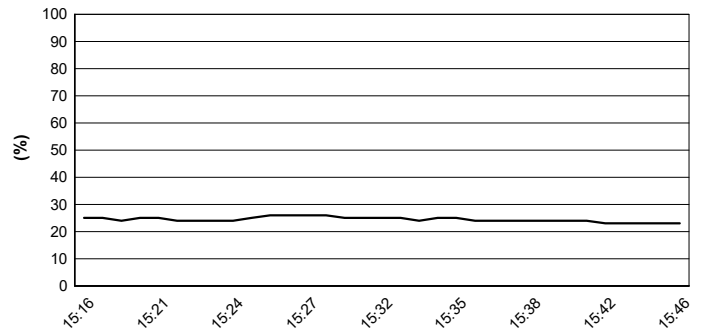
Track Temperature



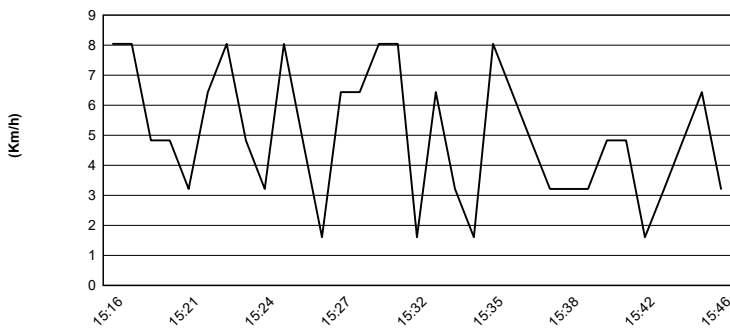
Air Pressure



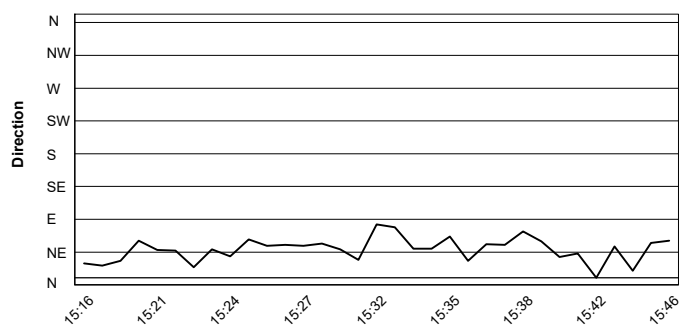
Humidity



Wind Speed



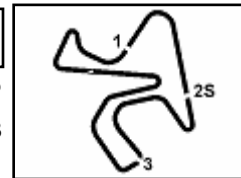
Wind Direction



01/08/2020

These data/results cannot be reproduced, stored and/or transmitted in whole or in part by any manner of electronic, mechanical, photocopying, recording, broadcasting or otherwise now known or herein after developed without the previous express consent by the copyright owner, except for reproduction in daily press and regular printed publications on sale to the public within 60 days of the event related to those data/results and always provided that copyright symbol appears together as follows below.

© DORNA WSBK ORGANIZATION Srl 2020



Jerez 4.423 m

Pirelli Spanish Round, 31 July - 2 August 2020 Manufacturers Standings

Rank	Manufacturer	Points	Points From First	Points From Previous	March 1	August 2	August 9	August 30	September 6	September 20	October 4	October 11	November 8				
					PHILLIP ISLAND	JEREZ	PORTIMÃO	ARAGON 1	ARAGON 2	BARCELONA	MAGNY - COURS	VILLICUM	MISANO				
1	YAMAHA	50			25 1 1	25 1 1											
2	KAWASAKI	29	21		13 2 2	16 2 2											
3	MV AGUSTA	11	39	18		11 3 3											
4	HONDA	5	45	6	5 3 3	4											

01/08/2020 First Line: Championship Standings - Second Line: Ranking Progression

These data/results cannot be reproduced, stored and/or transmitted in whole or in part by any manner of electronic, mechanical, photocopying, recording, broadcasting or otherwise now known or herein after developed without the previous express consent by the copyright owner, except for reproduction in daily press and regular printed publications on sale to the public within 60 days of the event related to those data/results and always provided that copyright symbol appears together as follows below.

© DORNA WSBK ORGANIZATION Srl 2020

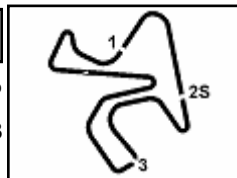
FICR PERUGIA TIMING



Official Tyre Supplier



Official Timekeeper



Jerez 4.423 m

Pirelli Spanish Round, 31 July - 2 August 2020

Best Lap & Speed

No.	Rider Bike	Nat	Best Lap		FP1		FP2		FP3		SP		RC1	
			LL	SPD	LL	SPD	LL	SPD	LL	SPD	LL	SPD	LL	SPD
1	55 A. LOCATELLI Yamaha YZF R6	ITA	1'42.214 69 247,5		1'42.988 14 243,1		1'43.115 15 240,5		1'43.232 11 243,1		1'42.214 12 246,9		1'43.893 17 247,5	
2	16 J. CLUZEL Yamaha YZF R6	FRA	1'42.788 73 245,3		1'43.451 15 242,6		1'44.224 19 240,5		1'43.472 11 243,6		1'42.788 11 245,3		1'44.288 17 243,6	
3	44 L. MAHIAS Kawasaki ZX-6R	FRA	1'43.011 69 245,3		1'43.577 16 238,9		1'44.604 19 235,4		1'43.011 9 244,7		1'43.268 8 242,1		1'44.742 17 245,3	
4	5 P. OETTL Kawasaki ZX-6R	GER	1'43.068 74 245,3		1'43.445 18 245,3		1'44.152 17 243,1		1'43.441 10 244,2		1'43.068 12 244,2		1'44.354 17 243,1	
5	94 C. PEROLARI Yamaha YZF R6	FRA	1'43.085 66 246,4		1'44.106 15 243,6		1'45.244 15 240,5		1'43.085 8 241,5		1'43.361 11 246,4		1'45.094 17 245,8	
6	32 I. VIÑALES Yamaha YZF R6	ESP	1'43.336 51 242,6		1'43.718 15 239,4		1'44.050 14 242,6		1'43.780 6 241,5		1'43.336 10 238,4		1'45.295 6 242,6	
7	3 R. DE ROSA MV Agusta F3 675	ITA	1'43.389 69 248,6		1'44.677 14 236,9		1'44.497 17 235,9		1'44.036 10 242,1		1'43.389 11 244,2		1'44.509 17 248,6	
8	4 S. ODENDAAL Yamaha YZF R6	RSA	1'43.399 75 248,6		1'43.399 17 240,5		1'44.443 18 245,3		1'43.830 12 243,1		1'43.795 11 242,1		1'45.099 17 248,6	
9	81 M. GONZALEZ Kawasaki ZX-6R	ESP	1'43.409 63 245,8		1'44.544 15 238,4		1'44.610 13 236,4		1'44.080 8 245,8		1'43.409 10 241,0		1'45.364 17 244,7	
10	78 H. OKUBO Honda CBR600RR	JPN	1'43.632 62 245,3		1'44.487 16 238,9		1'44.640 18 234,4		1'44.079 7 245,3		1'43.632 10 242,1		1'45.328 11 243,6	
11	38 H. SOOMER Yamaha YZF R6	EST	1'43.657 63 242,1		1'44.059 16 240,0		1'44.398 12 238,9		1'43.657 8 240,0		1'43.775 10 240,5		1'45.286 17 242,1	
12	47 A. BASSANI Yamaha YZF R6	ITA	1'43.772 68 244,2		1'44.436 17 242,6		1'45.083 17 240,0		1'44.314 8 238,9		1'43.772 11 240,0		1'45.244 15 244,2	
13	25 A. VERDOÏA Yamaha YZF R6	FRA	1'43.995 66 242,1		1'45.252 17 237,4		1'45.822 16 235,4		1'44.257 9 241,0		1'43.995 11 238,9		1'45.810 13 242,1	
14	99 D. WEBB Yamaha YZF R6	GBR	1'44.003 62 245,8		1'45.140 14 239,4		1'45.025 16 241,5		1'45.037 5 242,6		1'44.003 10 242,1		1'45.425 17 245,8	
15	12 A. RUIZ CARRANZA Yamaha YZF R6	ESP	1'44.074 53 246,9		1'44.539 11 241,0		1'45.036 3 236,9		1'44.634 11 243,1		1'44.074 11 243,6		1'45.043 17 246,9	
16	56 P. SEBESTYEN Yamaha YZF R6	HUN	1'44.147 53 240,0		1'45.172 17 238,9		1'45.394 13 238,4		1'44.557 7 236,9		1'44.147 11 237,9		1'45.771 5 240,0	
17	61 C. ÖNCÜ Kawasaki ZX-6R	TUR	1'44.162 68 243,1		1'46.467 17 236,4		1'45.629 13 236,9		1'44.364 11 242,1		1'44.162 10 241,5		1'45.470 17 243,1	
18	22 F. FULIGNI MV Agusta F3 675	ITA	1'44.437 68 243,6		1'46.505 14 236,4		1'45.999 17 236,4		1'45.230 8 237,9		1'44.437 12 243,1		1'46.018 17 243,6	
19	52 P. HOBELSBERGER Honda CBR600RR	GER	1'44.824 59 242,1		1'47.567 15 239,4		1'46.697 15 234,9		1'45.623 7 237,4		1'44.824 10 237,4		1'46.622 12 242,1	
20	9 G. HENDRA PRATAMA Yamaha YZF R6	INA	1'44.911 51 244,7		1'45.969 14 238,4		1'46.073 17 237,4		1'45.510 8 240,0		1'44.911 10 241,0		1'45.842 2 244,7	
21	83 L. EPIS Yamaha YZF R6	AUS	1'45.079 72 241,0		1'46.796 18 235,9		1'47.266 16 231,9		1'45.979 11 233,4		1'45.079 10 240,0		1'47.246 17 241,0	
22	71 C. BERGMAN Yamaha YZF R6	SWE	1'45.282 45 240,0		1'45.911 15 240,0		1'46.073 12 234,4		1'46.331 8 238,9		1'45.282 10 239,4			
23	84 L. CRESSON Yamaha YZF R6	BEL	1'45.779 68 241,0		1'46.889 19 238,4		1'47.290 11 234,9		1'46.146 10 237,4		1'45.779 11 237,9		1'46.388 17 241,0	
24	2 L. MONTELLA Yamaha YZF R6	ITA	1'46.882 48 240,5		1'52.474 8 231,9		1'49.584 10 231,0		1'51.819 2 234,4		1'47.183 11 239,4		1'46.882 17 240,5	
25	48 X. NAVAND Yamaha YZF R6	FRA												

01/08/2020

These data/results cannot be reproduced, stored and/or transmitted in whole or in part by any manner of electronic, mechanical, photocopying, recording, broadcasting or otherwise now known or herein after developed without the previous express consent by the copyright owner, except for reproduction in daily press and regular printed publications on sale to the public within 60 days of the event related to those data/results and always provided that copyright symbol appears together as follows below.

© DORNA WSBK ORGANIZATION Srl 2020

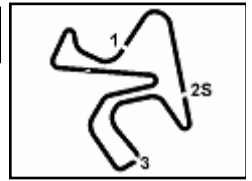
FICR PERUGIA TIMING



Official Tyre Supplier



Official Timekeeper



Jerez 4.423 m

Pirelli Spanish Round, 31 July - 2 August 2020
Pirelli Best Lap Award

Points	Points From First	Points From Previous	March 1	August 2	August 9	August 30	September 6	September 20	October 4	October 11	November 8					
			PHILLIP ISLAND	JEREZ	PORTIMÃO	ARAGON 1	ARAGON 2	BARCELONA	MAGNY - COURS	VILLICUM	MISANO					
1 LOCATELLI Andrea (ITA)	2		1	1												

01/08/2020

These data/results cannot be reproduced, stored and/or transmitted in whole or in part by any manner of electronic, mechanical, photocopying, recording, broadcasting or otherwise now known or herein after developed without the previous express consent by the copyright owner, except for reproduction in daily press and regular printed publications on sale to the public within 60 days of the event related to those data/results and always provided that copyright symbol appears together as follows below.

© DORNA WSBK ORGANIZATION Srl 2020

FKR PERUGIA TIMING



Official Tyre Supplier



Official Timekeeper



Jerez 4.423 m

Points	Points From First	Points From Previous	March 1	August 2	August 9	August 30	September 6	September 20	October 4	October 11	November 8															
			PHILLIP ISLAND	JEREZ	PORTIMÃO	ARAGON 1	ARAGON 2	BARCELONA	MAGNY - COURS	VILLICUM	MISANO															
WorldSSP Challenge																										
1 RUIZ CARRANZA Alejandro (ESP)	5			5 1																						
2 MONTELLA Luigi (ITA)	1 4			1 2																						

01/08/2020 First Line: Championship Standings - Second Line: Ranking Progression

These data/results cannot be reproduced, stored and/or transmitted in whole or in part by any manner of electronic, mechanical, photocopying, recording, broadcasting or otherwise now known or herein after developed without the previous express consent by the copyright owner, except for reproduction in daily press and regular printed publications on sale to the public within 60 days of the event related to those data/results and always provided that copyright symbol appears together as follows below.

© DORNA WSBK ORGANIZATION Srl 2020

