

## Pirelli Spanish Round, 31 July - 2 August 2020

### Chronological Analysis Race 1

Start at 15:15'54.402

1 / 4

1° 55 A. LOCATELLI (1'43.893)							
Lap	Seg.1	Seg.2	Seg.3	Seg.4	Lap Time	km/h	Local Time
1		15.821	31.220	32.105	1'50.116	237,4	15:17'44.518
2	25.842	15.643	30.899	32.002	1'44.386	243,7	15:19'28.904
3	25.757	<b>15.489</b>	30.927	32.154	1'44.327	245,3	15:21'13.231
4	25.828	15.509	30.959	32.167	1'44.463	245,9	15:22'57.694
5	25.775	15.566	30.716	<b>31.949</b>	1'44.006	<b>247,5</b>	15:24'41.700
6	<b>25.731</b>	15.637	<b>30.560</b>	31.965	<b>1'43.893</b>	241,6	15:26'25.593
7	25.878	15.683	30.713	32.039	1'44.313	241,0	15:28'09.906
8	25.769	15.676	30.773	32.102	1'44.320	241,0	15:29'54.226
9	25.876	15.850	30.867	32.098	1'44.691	240,5	15:31'38.917
10	25.821	15.782	30.881	32.229	1'44.713	240,5	15:33'23.630
11	25.884	15.784	30.855	32.235	1'44.758	241,6	15:35'08.388
12	25.914	15.804	30.850	32.297	1'44.865	241,6	15:36'53.253
13	25.903	15.781	30.808	32.065	1'44.557	241,6	15:38'37.810
14	25.989	15.788	30.893	32.226	1'44.896	240,5	15:40'22.706
15	25.965	15.746	30.948	32.254	1'44.913	241,6	15:42'07.619
16	26.049	15.756	30.919	32.260	1'44.984	242,1	15:43'52.603
17	26.112	15.841	31.135	33.055	1'46.143	241,6	15:45'38.746
Race Time 29'44.344							

2° 16 J. CLUZEL (1'44.288)							
Lap	Seg.1	Seg.2	Seg.3	Seg.4	Lap Time	km/h	Local Time
1		15.608	31.086	32.114	1'49.980	238,5	15:17'44.382
2	25.894	15.606	<b>30.787</b>	32.084	1'44.371	240,5	15:19'28.753
3	<b>25.679</b>	15.575	30.902	32.132	<b>1'44.288</b>	242,1	15:21'13.041
4	25.791	15.618	30.964	32.082	1'44.455	241,6	15:22'57.496
5	25.890	15.626	31.261	<b>32.036</b>	1'44.813	242,1	15:24'42.309
6	25.726	<b>15.563</b>	31.138	32.038	1'44.465	<b>243,7</b>	15:26'26.774
7	25.924	15.629	30.976	32.176	1'44.705	242,1	15:28'11.479
8	26.068	15.650	30.981	32.222	1'44.921	242,1	15:29'56.400
9	26.029	15.640	31.091	32.227	1'44.987	241,6	15:31'41.387
10	25.958	15.663	31.073	32.261	1'44.955	241,6	15:33'26.342
11	25.975	15.722	31.060	32.150	1'44.907	241,0	15:35'11.249
12	25.990	15.718	31.086	32.230	1'45.024	241,0	15:36'56.273
13	25.935	15.703	31.121	32.165	1'44.924	242,1	15:38'41.197
14	25.918	15.670	31.079	32.225	1'44.892	241,6	15:40'26.089
15	26.006	15.651	31.117	32.243	1'45.017	241,6	15:42'11.106
16	26.145	15.682	31.026	32.239	1'45.092	242,1	15:43'56.198
17	26.030	15.938	31.238	32.394	1'45.600	237,9	15:45'41.798
Race Time 29'47.396							

3° 5 P. OETTL (1'44.354)							
Lap	Seg.1	Seg.2	Seg.3	Seg.4	Lap Time	km/h	Local Time
1		15.622	31.250	32.190	1'50.403	242,6	15:17'44.805
2	25.836	15.596	30.838	<b>32.146</b>	1'44.416	<b>243,2</b>	15:19'29.221
3	<b>25.789</b>	<b>15.569</b>	<b>30.836</b>	32.160	<b>1'44.354</b>	<b>243,2</b>	15:21'13.575
4	25.935	15.618	30.911	32.430	1'44.894	242,1	15:22'58.469
5	25.918	15.692	30.967	32.381	1'44.958	241,0	15:24'43.427
6	26.086	15.715	31.051	32.315	1'45.167	241,0	15:26'28.594
7	26.082	15.728	30.916	32.355	1'45.081	239,0	15:28'13.675
8	26.035	15.699	30.977	32.443	1'45.154	240,5	15:29'58.829
9	26.105	15.771	31.004	32.401	1'45.281	240,0	15:31'44.110
10	26.035	15.758	30.949	32.527	1'45.269	240,0	15:33'29.379
11	26.077	15.778	31.000	32.430	1'45.285	239,5	15:35'14.664
12	26.164	15.784	31.063	32.351	1'45.362	240,5	15:37'00.026
13	25.931	15.648	30.881	32.410	1'44.870	239,5	15:38'44.896
14	25.995	15.708	31.027	32.420	1'45.150	240,5	15:40'30.046
15	26.008	15.759	30.965	32.327	1'45.059	239,5	15:42'15.105
16	26.083	15.791	31.088	32.467	1'45.429	239,5	15:44'00.534
17	26.203	15.851	31.254	32.670	1'45.978	237,4	15:45'46.512
Race Time 29'52.110							

4° 3 R. DE ROSA (1'44.509)							
Lap	Seg.1	Seg.2	Seg.3	Seg.4	Lap Time	km/h	Local Time
1		15.872	31.061	32.480	1'52.280	242,1	15:17'46.682

2	26.270	<b>15.526</b>	31.219	32.449	1'45.464	248,1	15:19'32.146
3	26.184	15.576	31.323	32.600	1'46.683	244,8	15:21'18.829
4	26.867	15.559	31.179	32.359	1'45.964	246,4	15:23'04.793
5	26.057	15.555	31.352	32.237	1'45.201	<b>248,6</b>	15:24'49.994
6	26.010	15.569	31.420	32.285	1'45.284	246,4	15:26'35.278
7	26.012	15.833			1'44.883	241,6	15:28'20.161
8	26.141	15.772	31.473	32.109	1'45.495	242,1	15:30'05.656
9	26.167	15.856	30.975	31.689	1'44.687	239,0	15:31'50.343
10	26.832	15.568	31.226	<b>31.314</b>	1'44.940	236,4	15:33'35.283
11	26.105	15.816	31.051	31.625	1'44.597	236,4	15:35'19.880
12	25.874	15.739	<b>30.925</b>	32.215	1'44.753	237,9	15:37'04.633
13	<b>25.771</b>	15.751	31.132	31.936	1'44.590	236,9	15:38'49.223
14	25.787	15.754	31.064	31.904	<b>1'44.509</b>	237,9	15:40'33.732
15	25.899	15.731	31.224	31.959	1'44.813	237,9	15:42'18.545
16	25.887	15.756	31.155	32.336	1'45.134	239,5	15:44'03.679
17	25.929	15.839	31.457	33.821	1'47.046	237,9	15:45'50.725
Race Time 29'56.323							

5° 44 L. MAHIAS (1'44.742)							
Lap	Seg.1	Seg.2	Seg.3	Seg.4	Lap Time	km/h	Local Time
1		<b>15.574</b>	31.727	32.303	1'51.493	<b>245,3</b>	15:17'45.895
2	26.126	15.696	31.069	32.391	1'45.282	244,8	15:19'31.177
3	26.262	15.643	31.951	32.403	1'46.259	244,2	15:21'17.436
4	25.941	15.727	31.081	32.346	1'45.095	243,2	15:23'02.531
5	25.923	15.697	30.990	32.132	<b>1'44.742</b>	237,9	15:24'47.273
6	25.964	15.674	30.988	32.217	1'44.843	239,0	15:26'32.116
7	26.040	15.838	31.136	32.471	1'45.485	236,4	15:28'17.601
8	26.019	15.760	31.112	32.227	1'45.118	237,9	15:30'02.719
9	25.950	15.783	31.109	32.485	1'45.327	235,9	15:31'48.046
10	25.985	15.912	31.226	32.392	1'45.515	236,4	15:33'33.561
11	<b>25.827</b>	15.816	31.051	<b>32.119</b>	1'44.813	236,4	15:35'18.374
12	25.880	15.739	<b>30.925</b>	32.349	1'44.893	237,9	15:37'03.267
13	25.837	15.751	31.132	32.196	1'44.916	236,9	15:38'48.183
14	<b>25.827</b>	15.754	31.064	32.297	1'44.942	237,9	15:40'33.125
15	25.906	15.731	31.224	32.301	1'45.162	237,9	15:42'18.287
16	25.945	15.756	31.155	32.337	1'45.193	239,5	15:44'03.480
17	26.028	15.839	31.657	32.650	1'46.174	237,9	15:45'49.654
Race Time 29'55.252							

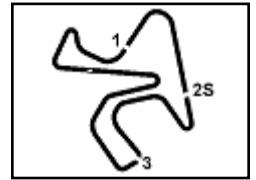
6° 12 A. RUIZ CARRANZA (1'45.043)							
Lap	Seg.1	Seg.2	Seg.3	Seg.4	Lap Time	km/h	Local Time
1		15.968	32.038	32.656	1'55.437	246,4	15:17'49.839
2	26.160	15.841	31.235	<b>32.230</b>	1'45.466	245,3	15:19'35.305
3	<b>26.085</b>	<b>15.619</b>	30.948	32.391	<b>1'45.043</b>	244,8	15:21'20.348
4	26.170	15.841	<b>30.889</b>	32.480	1'45.380	<b>246,9</b>	15:23'05.728
5	26.146	16.511	31.523	32.537	1'46.717	241,6	15:24'52.445
6	26.224	15.950	31.519	32.540	1'46.233	241,6	15:26'38.678
7	26.206	15.928	31.121	32.478	1'45.733	240,5	15:28'24.411
8	26.276	15.983	31.174	32.606	1'46.039	240,5	15:30'10.450
9	26.228	15.830	31.318	32.707	1'46.083	240,5	15:31'56.533
10	26.210	15.858	31.252	32.687	1'46.007	240,5	15:33'42.540
11	26.245	15.987	33.417	32.667	1'48.316	239,0	15:35'30.856
12	26.373	15.913	31.362	32.633	1'46.281	237,9	15:37'17.137
13	26.203	15.906	31.211	32.705	1'46.025	238,5	15:39'03.162
14	26.125	15.902	31.424	32.633	1'46.084	240,5	15:40'49.246
15	26.274	15.892	31.198	32.686	1'46.050	238,5	15:42'35.296
16	26.255	15.960	31.351	32.576	1'46.142	239,5	15:44'21.438
17	26.196	15.916	31.308	32.836	1'46.256	238,5	15:46'07.694
Race Time 30'13.292							

7° 94 C. PEROLARI (1'45.094)							
Lap	Seg.1	Seg.2	Seg.3	Seg.4	Lap Time	km/h	Local Time
1		15.692	31.479	32.278	1'51.153	242,6	15:17'45.555
2	26.260	15.648	31.201	32.380	1'45.489	240,5	15:19'31.044
3	26.331	15.675	31.449	32.412	1'45.867	241,0	15:21'16.911
4	26.373	15.757	31.264	32.363	1'45.757	240,0	15:23'02.668

01/08/2020 P = Pits In/Out - C = Lap Time Cancelled

These data/results cannot be reproduced, stored and/or transmitted in whole or in part by any manner of electronic, mechanical, photocopying, recording, broadcasting or otherwise now known or herein after developed without the previous express consent by the copyright owner, except for reproduction in daily press and regular printed publications on sale to the public within 60 days of the event related to those data/results and always provided that copyright symbol appears together as follows below.

© DORNA WSBK ORGANIZATION Srl 2020



### Pirelli Spanish Round, 31 July - 2 August 2020

#### Chronological Analysis Race 1

Jerez 4.423 m

Start at 15:15'54.402

2 / 4

Lap	Seg.1	Seg.2	Seg.3	Seg.4	Lap Time	km/h	Local Time
5	26.204	15.630	31.101	32.395	1'45.330	242,6	15:24'47.998
6	26.260	15.723	31.323	32.376	1'45.682	241,0	15:26'33.680
7	26.431	15.808	31.368	32.422	1'46.029	240,0	15:28'19.709
8	26.378	15.687	31.673	32.572	1'46.310	240,0	15:30'06.019
9	26.239	15.657	31.366	32.393	1'45.675	244,8	15:31'51.694
10	26.183	15.731	31.178	32.400	1'45.492	242,1	15:33'37.186
11	<b>26.011</b>	15.693	31.171	<b>32.219</b>	<b>1'45.094</b>	242,1	15:35'22.280
12	26.157	15.609	31.399	32.558	1'45.723	<b>245,9</b>	15:37'08.003
13	26.139	15.687	31.201	32.432	1'45.459	241,6	15:38'53.462
14	26.400	15.663	31.347	32.252	1'45.662	244,8	15:40'39.124
15	26.153	15.692	31.977	32.338	1'46.160	242,1	15:42'25.284
16	26.368	<b>15.606</b>	31.230	32.276	1'45.480	244,8	15:44'10.764
17	26.336	15.818	31.238	32.328	1'45.720	240,0	15:45'56.484
Race Time 30'02.082							

8° 4 S. ODENDAAL (1'45.099)							
Lap	Seg.1	Seg.2	Seg.3	Seg.4	Lap Time	km/h	Local Time
1		15.696	31.504	32.324	1'51.942	242,1	15:17'46.344
2	26.228	15.582	31.203	32.417	1'45.430	243,2	15:19'31.774
3	26.155	<b>15.547</b>	31.507	33.983	1'47.192	244,8	15:21'18.966
4	26.480	15.607	31.183	32.393	1'45.663	243,7	15:23'04.629
5	26.046	15.629	31.781	32.417	1'45.873	244,8	15:24'50.502
6	26.001	15.678	31.376	32.349	1'45.404	243,2	15:26'35.906
7	26.279	15.708	31.185	32.613	1'45.785	245,3	15:28'21.691
8	26.180	15.637	31.103	32.373	1'45.293	242,6	15:30'06.984
9	26.101	15.770	31.488	32.412	1'45.771	244,2	15:31'52.755
10	26.054	15.722	31.100	32.362	1'45.238	241,0	15:33'37.993
11	<b>25.876</b>	15.756	31.177	<b>32.290</b>	<b>1'45.099</b>	241,6	15:35'23.092
12	25.966	15.643	31.050	32.508	1'45.167	242,1	15:37'08.259
13	26.101	15.610	31.221	32.541	1'45.473	243,7	15:38'53.732
14	26.261	15.643	31.339	32.348	1'45.591	246,4	15:40'39.323
15	26.070	15.628	31.480	32.502	1'45.680	<b>248,6</b>	15:42'25.003
16	25.996	15.782	<b>30.995</b>	32.555	1'45.328	240,5	15:44'10.331
17	26.037	15.775	31.505	32.562	1'45.879	239,5	15:45'56.210
Race Time 30'01.808							

RET 32 I. VIÑALES (1'45.295)							
Lap	Seg.1	Seg.2	Seg.3	Seg.4	Lap Time	km/h	Local Time
1			15.875	32.049	32.466	1'54.696	<b>242,6</b> 15:17'49.098
2	26.102	<b>15.679</b>	31.128	32.867	1'45.776	237,9	15:19'34.874
3	<b>26.019</b>	15.703	<b>31.075</b>	32.498	<b>1'45.295</b>	239,0	15:21'20.169
4	26.261	15.833	31.315	<b>32.416</b>	1'45.825	235,9	15:23'05.994
5	26.135	15.970	31.082	32.494	1'45.681	235,4	15:24'51.675
6	26.107	15.875	31.095	32.456	1'45.533	235,9	15:26'37.208
Race Time 10'42.806							

RET 78 H. OKUBO (1'45.328)							
Lap	Seg.1	Seg.2	Seg.3	Seg.4	Lap Time	km/h	Local Time
1			<b>15.563</b>	31.366	32.339	1'51.392	242,6 15:17'45.794
2	26.166	15.692	31.430	32.453	1'45.741	240,0	15:19'31.535
3	<b>26.036</b>	15.690	31.938	32.944	1'46.608	<b>243,7</b>	15:21'18.143
4	26.146	15.698	31.271	32.580	1'45.695	240,5	15:23'03.838
5	26.310	15.642	31.642	<b>32.241</b>	1'45.835	242,1	15:24'49.673
6	26.156	15.601	31.228	32.343	<b>1'45.328</b>	<b>243,7</b>	15:26'35.001
7	26.205	16.064	<b>31.158</b>	32.353	1'45.780	241,0	15:28'20.781
8	26.210	15.821	31.314	32.367	1'45.712	239,5	15:30'06.493
9	26.052	16.251	44.145	34.270	2'00.718	235,9	15:32'07.211
10	26.964	16.015	31.464	32.838	1'47.281	235,4	15:33'54.492
11	26.309	15.940	31.919	33.019	1'47.187	234,4	15:35'41.679
Race Time 19'47.277							

13° 81 M. GONZALEZ (1'45.364)							
Lap	Seg.1	Seg.2	Seg.3	Seg.4	Lap Time	km/h	Local Time
1			15.667	31.573	<b>32.219</b>	1'51.617	243,2 15:17'46.019
2	26.161	15.658	31.637	32.416	1'45.872	240,5	15:19'31.891
3	26.121	15.598	31.741	33.037	1'46.497	<b>244,8</b>	15:21'18.388
4	26.191	15.642	31.633	32.293	1'45.759	239,0	15:23'04.147
5	26.115	<b>15.565</b>	31.390	32.294	<b>1'45.364</b>	241,6	15:24'49.511
6	<b>26.090</b>	15.694	31.716	32.596	1'46.096	240,0	15:26'35.607
7	26.196	16.019	31.701	32.408	1'46.324	237,9	15:28'21.931
8	26.282	15.672	31.352	32.432	1'45.738	241,6	15:30'07.669
9	26.195	15.842	31.524	32.401	1'45.962	237,4	15:31'53.631
10	26.191	15.785	31.446	32.438	1'45.860	237,4	15:33'39.491
11	26.227	15.801	31.575	32.411	1'46.014	236,9	15:35'25.505
12	26.231	15.789	31.518	32.486	1'46.024	236,4	15:37'11.529
13	26.174	15.820	31.384	32.471	1'45.849	235,9	15:38'57.378
14	26.217	15.764	<b>31.336</b>	32.358	1'45.675	236,9	15:40'43.053
15	26.230	15.782	31.494	32.395	1'45.901	235,4	15:42'28.954
16	26.271	15.815	31.650	32.721	1'46.457	235,4	15:44'15.411
17	26.295	15.909	31.687	32.527	1'46.418	235,9	15:46'01.829
Race Time 30'07.427							

RET 47 A. BASSANI (1'45.244)							
Lap	Seg.1	Seg.2	Seg.3	Seg.4	Lap Time	km/h	Local Time
1		15.710	31.449	32.404	1'52.107	<b>244,2</b>	15:17'46.509
2	26.164	<b>15.683</b>	31.176	32.516	1'45.539	243,7	15:19'32.048
3	26.428	15.871	31.148	32.736	1'46.183	239,5	15:21'18.231
4	26.119	15.808	31.310	32.396	1'45.633	241,6	15:23'03.864
5	26.023	15.865	31.022	32.394	1'45.304	237,4	15:24'49.168
6	26.135	15.878	<b>30.953</b>	<b>32.278</b>	<b>1'45.244</b>	239,0	15:26'34.412
7	26.121	15.900	31.167	32.380	1'45.568	236,9	15:28'19.980
8	26.199	15.772	31.461	32.429	1'45.861	242,1	15:30'05.841
9	26.082	15.856	30.975	32.416	1'45.329	239,0	15:31'51.170
10	26.105	15.927	31.154	32.336	1'45.522	237,4	15:33'36.692
11	<b>25.933</b>	15.897	31.093	32.389	1'45.312	236,9	15:35'22.004
12	26.103	15.889	31.144	32.497	1'45.633	237,9	15:37'07.637
13	26.008	15.910	31.230	32.628	1'45.776	236,9	15:38'53.413
14	26.153	15.861	31.122	32.445	1'45.581	236,9	15:40'38.994
15	26.072	15.874	31.394	32.734	1'46.074	236,9	15:42'25.066
Race Time 26'30.666							

10° 38 H. SOOMER (1'45.286)							
Lap	Seg.1	Seg.2	Seg.3	Seg.4	Lap Time	km/h	Local Time
1		15.863	31.068	32.550	1'52.753	240,0	15:17'47.155
2	26.139	<b>15.566</b>	31.210	32.371	<b>1'45.286</b>	<b>242,1</b>	15:19'32.441
3	26.126	15.792	31.668	32.799	1'46.385	239,0	15:21'18.826
4	27.170	15.645	<b>31.024</b>	32.424	1'46.263	240,5	15:23'05.089
5	26.642	15.987	31.147	32.481	1'46.257	237,4	15:24'51.346
6	26.053	15.731	31.372	<b>32.251</b>	1'45.407	240,0	15:26'36.753
7	26.056	15.840	31.087	32.395	1'45.378	233,9	15:28'22.131
8	26.156	15.739	31.372	32.500	1'45.767	237,9	15:30'07.898
9	26.136	15.828	31.524	32.555	1'46.043	235,9	15:31'53.941

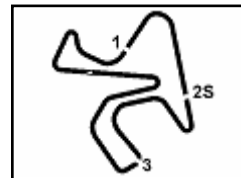
14° 99 D. WEBB (1'45.425)							
Lap	Seg.1	Seg.2	Seg.3	Seg.4	Lap Time	km/h	Local Time
1			15.774	31.909	32.509	1'53.969	<b>245,9</b> 15:17'48.371
2	26.270	15.738	31.500	39.725	1'53.233	243,7	15:19'41.604
3	26.498	15.737	<b>30.949</b>	32.531	1'45.715	241,6	15:21'27.319
4	<b>26.035</b>	15.714	31.113	32.563	<b>1'45.425</b>	242,6	15:23'12.744
5	26.373	15.784	31.059	<b>32.407</b>	1'45.623	239,5	15:24'58.367
6	26.264	15.755	31.161	32.473	1'45.653	240,5	15:26'44.020
7	26.275	15.784	31.094	32.530	1'45.683	240,5	15:28'29.703
8	26.177	15.742	31.397	32.485	1'45.801	238,5	15:30'15.504
9	26.279	15.863	31.568	32.558	1'46.268	234,4	15:32'01.772

01/08/2020 P = Pits In/Out - C = Lap Time Cancelled

These data/results cannot be reproduced, stored and/or transmitted in whole or in part by any manner of electronic, mechanical, photocopying, recording, broadcasting or otherwise now known or herein after developed without the previous express consent by the copyright owner, except for reproduction in daily press and regular printed publications on sale to the public within 60 days of the event related to those data/results and always provided that copyright symbol appears together as follows below.

© DORNA WSBK ORGANIZATION Srl 2020





Jerez 4.423 m

## Pirelli Spanish Round, 31 July - 2 August 2020

### Chronological Analysis Race 1

Start at 15:15'54.402

3 / 4

10	26.263	15.833	31.220	32.562	1'45.878	235,4	15:33'47.650	3	26.243	<b>15.775</b>	31.303	32.767	1'46.088	240,5	15:21'23.132
11	26.141	15.859	31.442	32.423	1'45.865	240,5	15:35'33.515	4	26.219	15.902	<b>31.198</b>	32.758	1'46.077	242,1	15:23'09.209
12	26.302	<b>15.688</b>	31.213	32.599	1'45.802	243,7	15:37'19.317	5	<b>26.045</b>	15.904	31.254	32.815	<b>1'46.018</b>	239,0	15:24'55.227
13	26.212	15.818	31.283	32.476	1'45.789	237,4	15:39'05.106	6	26.608	15.878	31.221	32.789	1'46.496	237,9	15:26'41.723
14	26.233	15.831	31.247	32.473	1'45.784	240,0	15:40'50.890	7	26.399	15.997	31.264	32.840	1'46.500	236,9	15:28'28.223
15	26.209	15.779	31.329	32.438	1'45.755	240,0	15:42'36.645	8	26.138	15.891	31.249	32.941	1'46.219	237,9	15:30'14.442
16	26.347	15.852	31.479	32.650	1'46.328	240,0	15:44'22.973	9	26.157	15.915	31.298	<b>32.688</b>	1'46.058	237,4	15:32'00.500
17	26.499	16.061	31.587	32.989	1'47.136	236,9	15:46'10.109	10	26.305	15.990	31.326	32.907	1'46.528	237,4	15:33'47.028
Race Time 30'15.707															

#### 15° 61 C. ÖNCÜ (1'45.470)

Lap	Seg.1	Seg.2	Seg.3	Seg.4	Lap Time	km/h	Local Time
1		16.012	31.175	<b>32.173</b>	1'52.660	<b>243,2</b>	15:17'47.062
2	26.108	<b>15.644</b>	31.445	32.451	1'45.648	242,1	15:19'32.710
3	26.118	<b>15.644</b>	31.482	32.717	1'45.961	<b>243,2</b>	15:21'18.671
4	26.065	15.695	31.640	32.344	1'45.744	242,1	15:23'04.415
5	26.027	15.865	31.943	32.748	1'46.583	240,0	15:24'50.998
6	26.124	15.873	31.221	32.523	1'45.741	237,9	15:26'36.739
7	26.312	15.905	31.095	32.430	1'45.742	238,5	15:28'22.481
8	26.142	15.708	31.830	32.684	1'46.364	239,5	15:30'08.845
9	26.249	15.859	31.167	32.547	1'45.822	237,9	15:31'54.667
10	26.044	15.881	<b>31.093</b>	32.452	<b>1'45.470</b>	236,9	15:33'40.137
11	<b>26.025</b>	15.857	31.407	32.477	1'45.766	239,5	15:35'25.903
12	26.047	15.844	31.407	32.558	1'45.856	237,4	15:37'11.759
13	26.028	15.891	31.581	32.524	1'46.024	238,5	15:38'57.783
14	26.119	15.796	31.167	32.434	1'45.516	238,5	15:40'43.299
15	26.161	15.790	31.470	32.487	1'45.908	238,5	15:42'29.207
16	26.141	15.884	31.594	32.614	1'46.233	239,5	15:44'15.440
17	26.353	15.960	31.674	32.738	1'46.725	237,9	15:46'02.165
Race Time 30'07.763							

#### 20° 84 L. CRESSON (1'46.388)

Lap	Seg.1	Seg.2	Seg.3	Seg.4	Lap Time	km/h	Local Time
1		15.909	31.957	32.847	1'54.650	<b>241,0</b>	15:17'49.052
2	26.411	15.860	31.879	32.808	1'46.958	240,5	15:19'36.010
3	26.299	15.897	31.629	32.871	1'46.696	238,5	15:21'22.706
4	26.478	16.019	31.511	<b>32.734</b>	1'46.742	236,9	15:23'09.448
5	26.226	15.838	31.639	32.805	1'46.508	237,9	15:24'55.956
6	26.556	15.929	31.619	32.861	1'46.965	237,4	15:26'42.921
7	26.631	15.968	<b>31.411</b>	33.025	1'47.035	235,9	15:28'29.956
8	26.290	<b>15.797</b>	31.425	32.876	<b>1'46.388</b>	240,0	15:30'16.344
9	<b>26.174</b>	15.846	31.634	32.924	1'46.578	237,4	15:32'02.922
10	26.341	15.944	31.598	32.947	1'46.830	235,9	15:33'49.752
11	26.394	16.100	31.730	33.033	1'47.257	234,4	15:35'37.009
12	26.550	15.910	31.602	32.958	1'47.020	234,9	15:37'24.029
13	26.474	15.978	31.704	33.167	1'47.323	233,4	15:39'11.352
14	26.560	15.988	31.657	33.043	1'47.248	235,9	15:40'58.600
15	26.377	16.049	31.791	33.125	1'47.342	234,4	15:42'45.942
16	26.566	16.116	31.793	33.281	1'47.756	232,9	15:44'33.698
17	26.574	16.185	32.138	33.178	1'48.075	231,5	15:46'21.773
Race Time 30'27.371							

#### RET 56 P. SEBESTYEN (1'45.771)

Lap	Seg.1	Seg.2	Seg.3	Seg.4	Lap Time	km/h	Local Time
1		15.858	31.520	<b>32.526</b>	1'53.543	<b>240,0</b>	15:17'47.945
2	<b>26.201</b>	<b>15.754</b>	<b>31.268</b>	32.548	<b>1'45.771</b>	236,4	15:19'33.716
3	26.439	15.776	31.335	32.626	1'46.176	236,9	15:21'19.892
4	26.479	15.939	31.582	32.606	1'46.606	238,5	15:23'06.498
5	26.372	15.839	31.498	32.636	1'46.345	239,5	15:24'52.843
Race Time 8'58.441							

#### RET 52 P. HOBELSBERGER (1'46.622)

Lap	Seg.1	Seg.2	Seg.3	Seg.4	Lap Time	km/h	Local Time
1		15.911	31.967	32.830	1'54.912	<b>242,1</b>	15:17'49.314
2	26.597	15.893	34.031	32.893	1'49.414	241,0	15:19'38.728
3	<b>26.272</b>	15.894	31.788	32.950	1'46.904	240,5	15:21'25.632
4	26.424	15.920	31.863	33.036	1'47.243	239,5	15:23'12.875
5	26.929	15.938	31.789	33.025	1'47.681	239,5	15:25'00.556
6	26.475	15.954	31.710	32.670	1'46.809	238,5	15:26'47.365
7	26.424	16.004	31.561	<b>32.633</b>	<b>1'46.622</b>	236,9	15:28'33.987
8	26.333	<b>15.879</b>	31.637	32.797	1'46.646	237,4	15:30'20.633
9	26.398	15.969	31.805	32.909	1'47.081	236,9	15:32'07.714
10	26.641	16.016	<b>31.558</b>	33.148	1'47.363	236,9	15:33'55.077
11	26.466	15.974	31.923	33.924	1'48.287	236,4	15:35'43.364
12	27.203	16.110	32.204	33.455	1'48.972	235,4	15:37'32.336
Race Time 21'37.934							

#### RET 25 A. VERDOÍA (1'45.810)

Lap	Seg.1	Seg.2	Seg.3	Seg.4	Lap Time	km/h	Local Time
1		16.282	31.864	32.627	1'53.763	241,0	15:17'48.165
2	<b>26.326</b>	<b>15.645</b>	31.424	<b>32.415</b>	<b>1'45.810</b>	<b>242,1</b>	15:19'33.975
3	26.377	15.800	31.383	32.752	1'46.312	<b>242,1</b>	15:21'20.287
4	26.931	15.740	<b>31.329</b>	32.560	1'46.560	240,5	15:23'06.847
5	26.397	15.748	31.666	32.548	1'46.359	241,6	15:24'53.206
6	1'31.551	16.977	32.504	33.273	2'54.305	232,0	15:27'47.511
7	26.846	16.106	31.868	33.040	1'47.860	233,9	15:29'35.371
8	26.690	16.029	31.907	32.998	1'47.624	233,9	15:31'22.995
9	26.477	15.980	31.674	32.896	1'47.027	234,4	15:33'10.022
10	26.518	16.076	31.670	32.871	1'47.135	232,9	15:34'57.157
11	26.548	16.030	31.621	32.815	1'47.014	233,4	15:36'44.171
12	26.371	15.918	32.216	34.725	1'49.230	233,9	15:38'33.401
13	1'06.439	18.300	36.068	2'00.888	4'01.695P	163,3	15:42'35.096
Race Time 26'40.694							

#### 22° 2 L. MONTELLA (1'46.882)

Lap	Seg.1	Seg.2	Seg.3	Seg.4	Lap Time	km/h	Local Time
1		16.280	32.281	33.035	1'56.269	237,9	15:17'50.671
2	26.564	16.016	31.670	32.988	1'47.238	<b>240,5</b>	15:19'37.909
3	26.703	16.047	31.601	33.118	1'47.469	239,5	15:21'25.378
4	26.456	16.058	31.781	33.034	1'47.329	235,9	15:23'12.707
5	27.025	15.951	31.675	33.539	1'48.190	237,4	15:25'00.897
6	26.538	16.104	31.486	<b>32.754</b>	<b>1'46.882</b>	234,4	15:26'47.779
7	26.621	16.036	<b>31.463</b>	33.063	1'47.183	235,9	15:28'34.962
8	<b>26.451</b>	<b>15.950</b>	31.866	33.193	1'47.460	237,4	15:30'22.422
9	26.588	16.207	31.775	33.188	1'47.758	234,4	15:32'10.180
10	26.620	16.127	31.877	33.233	1'47.857	234,9	15:33'58.037

#### RET 9 G. HENDRA PRATAMA (1'45.842)

Lap	Seg.1	Seg.2	Seg.3	Seg.4	Lap Time	km/h	Local Time
1		15.830	31.865	32.562	1'53.863	243,7	15:17'48.265
2	<b>26.296</b>	<b>15.672</b>	<b>31.481</b>	<b>32.393</b>	<b>1'45.842</b>	<b>244,8</b>	15:19'34.107
Race Time 3'39.705							

#### 19° 22 F. FULIGNI (1'46.018)

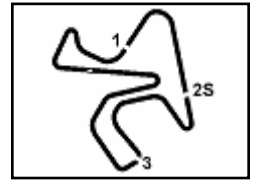
Lap	Seg.1	Seg.2	Seg.3	Seg.4	Lap Time	km/h	Local Time
1		16.050	31.949	33.393	1'56.007	<b>243,7</b>	15:17'50.409
2	26.540	15.875	31.381	32.839	1'46.635	<b>243,7</b>	15:19'37.044

01/08/2020 P = Pits In/Out - C = Lap Time Cancelled

These data/results cannot be reproduced, stored and/or transmitted in whole or in part by any manner of electronic, mechanical, photocopying, recording, broadcasting or otherwise now known or herein after developed without the previous express consent by the copyright owner, except for reproduction in daily press and regular printed publications on sale to the public within 60 days of the event related to those data/results and always provided that copyright symbol appears together as follows below.

© DORNA WSBK ORGANIZATION Srl 2020





## Pirelli Spanish Round, 31 July - 2 August 2020

### Chronological Analysis Race 1

Start at 15:15'54.402

11	26.677	16.252	32.676	33.275	1'48.880	233,9	15:35'46.917
12	26.801	16.082	31.981	33.275	1'48.139	235,4	15:37'35.056
13	26.672	15.996	32.150	33.270	1'48.088	234,4	15:39'23.144
14	26.990	16.204	32.007	33.451	1'48.652	235,4	15:41'11.796
15	26.850	16.108	31.992	33.444	1'48.394	232,5	15:43'00.190
16	26.777	16.120	32.045	33.443	1'48.385	232,9	15:44'48.575
17	26.906	16.213	32.379	33.984	1'49.482	230,5	15:46'38.057

Race Time 30'43.655

23°		83 L. EPIS (1'47.246)					
Lap	Seg.1	Seg.2	Seg.3	Seg.4	Lap Time	km/h	Local Time
1		16.120	32.360	32.997	1'55.908	<b>241,0</b>	15:17'50.310
2	26.547	<b>15.916</b>	31.881	<b>32.902</b>	<b>1'47.246</b>	239,5	15:19'37.556
3	<b>26.525</b>	15.991	31.931	33.747	1'48.194	239,0	15:21'25.750
4	26.655	15.984	31.943	33.136	1'47.718	239,0	15:23'13.468
5	26.701	16.001	<b>31.804</b>	33.003	1'47.509	239,5	15:25'00.977
6	26.742	16.058	31.866	32.931	1'47.597	238,5	15:26'48.574
7	26.800	16.175	32.114	33.268	1'48.357	236,9	15:28'36.931
8	26.782	16.104	31.934	33.099	1'47.919	235,9	15:30'24.850
9	26.541	16.145	32.222	33.249	1'48.157	235,4	15:32'13.007
10	26.811	16.202	32.278	33.417	1'48.708	235,9	15:34'01.715
11	26.806	16.211	32.045	33.232	1'48.294	233,4	15:35'50.009
12	26.965	16.183	32.420	33.464	1'49.032	235,4	15:37'39.041
13	26.778	16.265	32.245	33.513	1'48.801	233,4	15:39'27.842
14	27.066	16.231	32.356	33.666	1'49.319	235,4	15:41'17.161
15	27.073	16.301	32.415	33.514	1'49.303	233,9	15:43'06.464
16	26.990	16.372	32.628	33.715	1'49.705	232,5	15:44'56.169
17	27.195	16.412	32.851	34.010	1'50.468	232,5	15:46'46.637

Race Time 30'52.235

01/08/2020

P = Pits In/Out - C = Lap Time Cancelled

These data/results cannot be reproduced, stored and/or transmitted in whole or in part by any manner of electronic, mechanical, photocopying, recording, broadcasting or otherwise now known or herein after developed without the previous express consent by the copyright owner, except for reproduction in daily press and regular printed publications on sale to the public within 60 days of the event related to those data/results and always provided that copyright symbol appears together as follows below.

© DORNA WSBK ORGANIZATION Srl 2020

