



Pirelli Spanish Round, 31 July - 2 August 2020

Results Race 2

Laps 11 = 48,653 Km - Time of Race 19'08.331 - Avg. 152,526 km/h

Pos	Grid	No. Rider	Nat	Team	Bike	Class	LL	Gap	Rel.	Fastest Lap	Speed	Qualifying	Speed
1	1	55 A. LOCATELLI	ITA	BARDAHL Evan Bros. WorldSSP Team	Yamaha YZF R6		11			1'43.498	241,6	1'42.214	246,9
2	2	16 J. CLUZEL	FRA	GMT94 Yamaha	Yamaha YZF R6		11	1.867	1.867	1'43.887	244,2	1'42.788	245,3
3	4	44 L. MAHIAS	FRA	Kawasaki Puccetti Racing	Kawasaki ZX-6R		11	2.146	0.279	1'43.687	246,4	1'43.268	242,1
4	3	5 P. OETTL	GER	Kawasaki Puccetti Racing	Kawasaki ZX-6R		11	5.553	3.407	1'43.839	245,3	1'43.068	244,2
5	7	3 R. DE ROSA	ITA	MV Agusta Reparto Corse	MV Agusta F3 675		11	7.190	1.637	1'44.078	248,6	1'43.389	244,2
6	6	94 C. PEROLARI	FRA	GMT94 Yamaha	Yamaha YZF R6		11	7.342	0.152	1'44.222	245,3	1'43.361	246,4
7	5	32 I. VIÑALES	ESP	Kallio Racing	Yamaha YZF R6		11	7.705	0.363	1'44.094	242,1	1'43.336	238,5
8	12	4 S. ODENDAAL	RSA	EAB Ten Kate Racing	Yamaha YZF R6		11	8.676	0.971	1'44.238	244,2	1'43.795	242,1
9	11	38 H. SOOMER	EST	Kallio Racing	Yamaha YZF R6		11	8.678	0.002	1'44.135	244,2	1'43.775	240,5
10	8	81 M. GONZALEZ	ESP	Kawasaki ParkinGO Team	Kawasaki ZX-6R		11	11.356	2.678	1'44.090	243,2	1'43.409	241,0
11	14	99 D. WEBB	GBR	WRP Wepol Racing	Yamaha YZF R6		11	14.031	2.675	1'44.604	244,8	1'44.003	242,1
12	16	61 C. ÖNCÜ	TUR	Turkish Racing Team	Kawasaki ZX-6R		11	14.326	0.295	1'44.490	240,0	1'44.162	241,6
13	15	12 A. RUIZ CARRANZA	ESP	EMPERADOR Racing Team	Yamaha YZF R6	*	11	17.715	3.389	1'44.436	244,8	1'44.074	243,7
14	17	22 F. FULIGNI	ITA	MV Agusta Reparto Corse	MV Agusta F3 675		11	23.282	5.567	1'45.422	244,8	1'44.437	243,2
15	13	25 A. VERDÓIA	FRA	bLU cRU WorldSSP by MS Racing	Yamaha YZF R6		11	26.368	3.086	1'45.767	242,6	1'43.995	239,0
16	19	9 G. HENDRA PRATAMA	INA	bLU cRU WorldSSP by MS Racing	Yamaha YZF R6		11	29.415	3.047	1'45.713	246,9	1'44.911	241,0
17	20	83 L. EPIS	AUS	MPM Routz Racing Team	Yamaha YZF R6		11	33.596	4.181	1'46.126	240,0	1'45.079	240,0
18	21	84 L. CRESSON	BEL	OXXO Yamaha Team Toth	Yamaha YZF R6		11	37.772	4.176	1'46.621	241,6	1'45.779	237,9
19	22	2 L. MONTELLA	ITA	DK MOTORSPORT	Yamaha YZF R6	*	11	44.709	6.937	1'47.318	237,9	1'47.183	239,5
-----Not Classified-----													
RET	9	78 H. OKUBO	JPN	Dynavolt Honda	Honda CBR600RR		2	9 Laps		1'44.662	245,9	1'43.632	242,1
RET	18	52 P. HOBELSBERGER	GER	Dynavolt Honda	Honda CBR600RR		1	10 Laps			244,2	1'44.824	237,4
RET	10	47 A. BASSANI	ITA	Soradis Yamaha Motoxtracing	Yamaha YZF R6	*	0					1'43.772	240,0

AIR	Humidity:	36%	Temp:	34°C
TRACK	Condition:	Dry	Temp:	55°C

Records	Pole (SP)	2019	R.Krummenacher	1'41.775	156,45 Km/h
	Race (RC)	2019	F.Caricasulo	1'42.532	155,30 Km/h
	All Times (SP)	2019	R.Krummenacher	1'41.775	156,45 Km/h
Race Fastest Lap		Lap 2	A.Locatelli	1'43.498	153,85 Km/h

LAP LEADERS				
No. Rider	From	To	Laps	Total
55 A. LOCATELLI	1	11	11	11

TOTAL LEADER LAPS	
No. Rider	Laps
55 A. LOCATELLI	39
16 J. CLUZEL	4
74 J. VAN SIKKELERUS	1

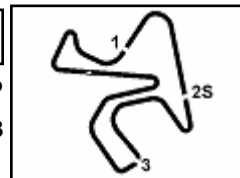
* WorldSSP Challenge

Start 02/08/2020 12:56 End 13:16 The results are provisional until the end of the time limit for protests and appeals and the completion of the technical checks.

These data/results cannot be reproduced, stored and/or transmitted in whole or in part by any manner of electronic, mechanical, photocopying, recording, broadcasting or otherwise now known or herein after developed without the previous express consent by the copyright owner, except for reproduction in daily press and regular printed publications on sale to the public within 60 days of the event related to those data/results and always provided that copyright symbol appears together as follows below.

© DORNA WSBK ORGANIZATION Srl 2020





Pirelli Spanish Round, 31 July - 2 August 2020

Results Race 2

Race Highlights

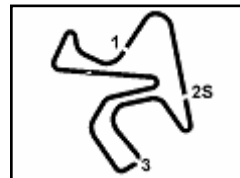
Time	No. Rider	Description
12.27.56		Warm-up Lap Start
12.28.30	47 Bassani	Crashed - Turn 1
12.28.49		RED FLAG
12.33.15		Incident Involving 3 and 47 under investigation by FIM Stewards
12.33.38		Quick Re-Start Procedure - Pit Lane Open TBA
12.42.55		Pit Lane Opens at 12.50 for 1 Minute - 11 Laps
12.53.27		Warm-up Lap Start
12.56.19		Start
12.56.35	47 Bassani	Out
12.57.44		No Jump Start
12.59.10	52 Hobelsberger	Crashed - Turn 6
12.59.40	52 Hobelsberger	Re-joined
13.00.39	52 Hobelsberger	Entered Pits
13.01.25	78 Okubo	Crashed - Turn 11
13.01.33	52 Hobelsberger	Retired
13.02.33	78 Okubo	Out
13.03.17	78 Okubo	Medical Centre
13.08.30		2/3 of Race Distance Completed
13.16.13		End Of Session

02/08/2020 Start End The results are provisional until the end of the time limit for protests and appeals and the completion of the technical checks.

These data/results cannot be reproduced, stored and/or transmitted in whole or in part by any manner of electronic, mechanical, photocopying, recording, broadcasting or otherwise now known or herein after developed without the previous express consent by the copyright owner, except for reproduction in daily press and regular printed publications on sale to the public within 60 days of the event related to those data/results and always provided that copyright symbol appears together as follows below.

© DORNA WSBK ORGANIZATION Srl 2020





Jerez 4.423 m

1 / 3
Pirelli Spanish Round, 31 July - 2 August 2020
Lap Cart Race 2

		Lap										
	1	2	3	4	5	6	7	8	9	10	11	
1	55	55	55	55	55	55	55	55	55	55	55	
2	16	16	16	16	16	16	16	16	16	16	16	
3	5	5	5	5	5	5	44	44	44	44	44	
4	94	44	44	44	44	44	5	5	5	5	5	
5	44	94	94	94	94	94	32	32	3	3	3	
6	81	81	32	32	32	32	3	3	32	32	94	
7	32	32	4	4	4	3	94	94	94	94	32	
8	4	4	81	3	3	4	4	4	4	4	4	
9	38	38	38	38	38	38	38	38	38	38	38	
10	78	3	3	81	81	81	81	81	81	81	81	
11	3	78	61	61	61	61	61	99	99	99	99	
12	61	61	99	99	99	99	99	61	61	61	61	
13	99	99	12	12	12	12	12	12	12	12	12	
14	9	12	9	9	9	22	22	22	22	22	22	
15	12	9	25	22	22	9	25	25	25	25	25	
16	25	25	22	25	25	25	9	9	9	9	9	
17	22	22	83	83	83	83	83	83	83	83	83	
18	52	84	84	84	84	84	84	84	84	84	84	
19	84	83	2	2	2	2	2	2	2	2	2	
20	83	2										
21	2											

Final Result		
1	55 A. LOCATELLI	Laps 11
2	16 J. CLUZEL	1.867
3	44 L. MAHIAS	2.146
4	5 P. OETTL	5.553
5	3 R. DE ROSA	7.190
6	94 C. PEROLARI	7.342
7	32 I. VIÑALES	7.705
8	4 S. ODENDAAL	8.676
9	38 H. SOOMER	8.678
10	81 M. GONZALEZ	11.356
11	99 D. WEBB	14.031
12	61 C. ÖNCÜ	14.326
13	12 A. RUIZ CARRANZA	17.715
14	22 F. FULIGNI	23.282
15	25 A. VERDOIA	26.368
16	9 G. HENDRA PRATAM	29.415
17	83 L. EPIS	33.596
18	84 L. CRESSON	37.772
19	2 L. MONTELLA	44.709
RET	78 H. OKUBO	9 Laps
RET	52 P. HOBELSBERGER	10 Laps
RET	47 A. BASSANI	

02/08/2020

These data/results cannot be reproduced, stored and/or transmitted in whole or in part by any manner of electronic, mechanical, photocopying, recording, broadcasting or otherwise now known or herein after developed without the previous express consent by the copyright owner, except for reproduction in daily press and regular printed publications on sale to the public within 60 days of the event related to those data/results and always provided that copyright symbol appears together as follows below.

© DORNA WSBK ORGANIZATION Srl 2020

FCR PERUGIA TIMING


Official Tyre Supplier



Official Timekeeper



Jerez 4.423 m

Pirelli Spanish Round, 31 July - 2 August 2020
Lap Cart Race 2
2 / 3
Lap 1

1	55	A.Locatelli	1'48.860
2	16	J.Cluzel	0.651
3	5	P.Oettl	0.853
4	94	C.Perolari	1.117
5	44	L.Mahias	1.523
6	81	M.Gonzalez	1.584
7	32	I.Viñales	1.812
8	4	S.Odendaal	2.229
9	38	H.Soomer	2.618
10	78	H.Okubo	2.772
11	3	R.De Rosa	2.957
12	61	C.Öncü	3.336
13	99	D.Webb	3.458
14	9	G.Hendra Pratama	4.635
15	12	A.Ruiz Carranza	4.754
16	25	A.Verdoia	5.142
17	22	F.Fuligni	5.551
18	52	P.Hobelsberger	5.864
19	84	L.Cresson	5.923
20	83	L.Epis	6.731
21	2	L.Montella	7.103

Lap 2

1	55	A.Locatelli	3'32.358
2	16	J.Cluzel	1.040
3	5	P.Oettl	1.194
4	44	L.Mahias	1.712
5	94	C.Perolari	1.998
6	81	M.Gonzalez	2.190
7	32	I.Viñales	2.419
8	4	S.Odendaal	2.969
9	38	H.Soomer	3.255
10	3	R.De Rosa	3.667
11	78	H.Okubo	3.936
12	61	C.Öncü	4.328
13	99	D.Webb	4.567
14	12	A.Ruiz Carranza	5.975
15	9	G.Hendra Pratama	6.850
16	25	A.Verdoia	7.463
17	22	F.Fuligni	7.768
18	84	L.Cresson	9.046
19	83	L.Epis	9.359
20	2	L.Montella	11.417

Lap 3

1	55	A.Locatelli	5'16.322
2	16	J.Cluzel	1.058
3	5	P.Oettl	1.277
4	44	L.Mahias	1.519
5	94	C.Perolari	2.335
6	32	I.Viñales	2.817
7	4	S.Odendaal	3.506
8	81	M.Gonzalez	3.595
9	38	H.Soomer	3.619
10	3	R.De Rosa	3.781
11	61	C.Öncü	5.659
12	99	D.Webb	5.705
13	12	A.Ruiz Carranza	7.362
14	9	G.Hendra Pratama	8.900
15	25	A.Verdoia	9.266
16	22	F.Fuligni	9.774
17	83	L.Epis	12.243
18	84	L.Cresson	12.297
19	2	L.Montella	15.346

Lap 4

1	55	A.Locatelli	7'00.122
2	16	J.Cluzel	1.201
3	5	P.Oettl	1.514
4	44	L.Mahias	1.704
5	94	C.Perolari	2.757
6	32	I.Viñales	3.111
7	4	S.Odendaal	3.964

8	3	R.De Rosa	4.233
9	38	H.Soomer	4.665
10	81	M.Gonzalez	5.153
11	61	C.Öncü	6.538
12	99	D.Webb	7.249
13	12	A.Ruiz Carranza	8.636
14	9	G.Hendra Pratama	11.033
15	22	F.Fuligni	11.570
16	25	A.Verdoia	11.818
17	83	L.Epis	14.670
18	84	L.Cresson	15.319
19	2	L.Montella	19.172

Lap 5

1	55	A.Locatelli	8'43.743
2	16	J.Cluzel	1.576
3	5	P.Oettl	1.890
4	44	L.Mahias	2.129
5	94	C.Perolari	3.641
6	32	I.Viñales	4.037
7	4	S.Odendaal	4.858
8	3	R.De Rosa	4.921
9	38	H.Soomer	5.685
10	81	M.Gonzalez	6.747
11	61	C.Öncü	8.035
12	99	D.Webb	8.714
13	12	A.Ruiz Carranza	9.948
14	9	G.Hendra Pratama	13.538
15	22	F.Fuligni	13.804
16	25	A.Verdoia	13.981
17	83	L.Epis	17.711
18	84	L.Cresson	18.671
19	2	L.Montella	23.544

Lap 6

1	55	A.Locatelli	10'27.385
2	16	J.Cluzel	2.101
3	5	P.Oettl	2.462
4	44	L.Mahias	2.614
5	94	C.Perolari	4.819
6	32	I.Viñales	4.995
7	3	R.De Rosa	5.457
8	4	S.Odendaal	6.053
9	38	H.Soomer	6.241
10	81	M.Gonzalez	7.789
11	61	C.Öncü	9.388
12	99	D.Webb	10.175
13	12	A.Ruiz Carranza	10.742
14	22	F.Fuligni	16.476
15	9	G.Hendra Pratama	16.588
16	25	A.Verdoia	16.816
17	83	L.Epis	20.584
18	84	L.Cresson	21.753
19	2	L.Montella	28.184

Lap 7

1	55	A.Locatelli	12'10.937
2	16	J.Cluzel	2.595
3	44	L.Mahias	3.196
4	5	P.Oettl	3.580
5	32	I.Viñales	6.133
6	3	R.De Rosa	6.276
7	94	C.Perolari	6.469
8	4	S.Odendaal	7.495
9	38	H.Soomer	7.655
10	81	M.Gonzalez	8.700
11	61	C.Öncü	11.211
12	99	D.Webb	11.227
13	12	A.Ruiz Carranza	11.631
14	22	F.Fuligni	18.481
15	25	A.Verdoia	19.228
16	9	G.Hendra Pratama	19.606
17	83	L.Epis	23.310
18	84	L.Cresson	25.069
19	2	L.Montella	32.103

Lap 8

1	55	A.Locatelli	13'54.702
2	16	J.Cluzel	3.014
3	44	L.Mahias	3.378
4	5	P.Oettl	4.056
5	32	I.Viñales	7.094
6	3	R.De Rosa	7.312
7	94	C.Perolari	7.646
8	4	S.Odendaal	8.233
9	38	H.Soomer	8.447
10	81	M.Gonzalez	9.025
11	99	D.Webb	12.551
12	61	C.Öncü	12.569
13	12	A.Ruiz Carranza	12.828
14	22	F.Fuligni	20.334
15	25	A.Verdoia	21.371
16	9	G.Hendra Pratama	22.181
17	83	L.Epis	26.206
18	84	L.Cresson	29.905
19	2	L.Montella	35.812

Lap 9

1	55	A.Locatelli	15'38.814
2	16	J.Cluzel	3.104
3	44	L.Mahias	3.347
4	5	P.Oettl	4.627
5	3	R.De Rosa	7.515
6	32	I.Viñales	7.640
7	94	C.Perolari	7.846
8	4	S.Odendaal	8.688
9	38	H.Soomer	8.859
10	81	M.Gonzalez	9.414
11	99	D.Webb	13.691
12	61	C.Öncü	14.212
13	12	A.Ruiz Carranza	15.714
14	22	F.Fuligni	21.765
15	25	A.Verdoia	23.310
16	9	G.Hendra Pratama	24.772
17	83	L.Epis	28.644
18	84	L.Cresson	32.889
19	2	L.Montella	39.018

Lap 10

1	55	A.Locatelli	17'22.931
2	16	J.Cluzel	3.010
3	44	L.Mahias	3.299
4	5	P.Oettl	5.122
5	3	R.De Rosa	7.768
6	32	I.Viñales	7.893
7	94	C.Perolari	8.105
8	4	S.Odendaal	8.924
9	38	H.Soomer	9.377
10	81	M.Gonzalez	10.869
11	99	D.Webb	14.585
12	61	C.Öncü	14.792
13	12	A.Ruiz Carranza	17.309
14	22	F.Fuligni	23.070
15	25	A.Verdoia	25.387
16	9	G.Hendra Pratama	27.356
17	83	L.Epis	31.200
18	84	L.Cresson	35.726
19	2	L.Montella	42.303

Lap 11

1	55	A.Locatelli	19'08.331
2	16	J.Cluzel	1.867
3	44	L.Mahias	2.146
4	5	P.Oettl	5.553
5	3	R.De Rosa	7.190
6	94	C.Perolari	7.342
7	32	I.Viñales	7.705
8	4	S.Odendaal	8.676
9	38	H.Soomer	8.678

10	81	M.Gonzalez	11.356
11	99	D.Webb	14.031
12	61	C.Öncü	14.326
13	12	A.Ruiz Carranza	17.715
14	22	F.Fuligni	23.282
15	25	A.Verdoia	26.368
16	9	G.Hendra Pratama	29.415
17	83	L.Epis	33.596
18	84	L.Cresson	37.772
19	2	L.Montella	44.709

02/08/2020

These data/results cannot be reproduced, stored and/or transmitted in whole or in part by any manner of electronic, mechanical, photocopying, recording, broadcasting or otherwise now known or herein after developed without the previous express consent by the copyright owner, except for reproduction in daily press and regular printed publications on sale to the public within 60 days of the event related to those data/results and always provided that copyright symbol appears together as follows below.

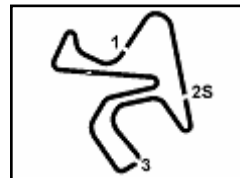
© DORNA WSBK ORGANIZATION Srl 2020

FCR PERUGIA TIMING


Official Tyre Supplier



Official Timekeeper



Jerez 4.423 m

3 / 3

Pirelli Spanish Round, 31 July - 2 August 2020
Lap Cart Race 2
Race Pace Comparison

	55 Loc	16 Clu	44 Mah	5 Oet	3 DeR	94 Per	32 Viñ	4 Ode	38 Soo	81 Gon	99 Web	61 Önc	12 Rui	22 Ful
1	1'48.860	1'49.511	1'50.383	1'49.713	1'51.817	1'49.977	1'50.672	1'51.089	1'51.478	1'50.444	1'52.318	1'52.196	1'53.614	1'54.411
2	1'43.498	1'43.887	1'43.687	1'43.839	1'44.208	1'44.379	1'44.105	1'44.238	1'44.135	1'44.104	1'44.607	1'44.490	1'44.719	1'45.715
3	1'43.964	1'43.982	1'43.771	1'44.047	1'44.078	1'44.301	1'44.362	1'44.501	1'44.328	1'45.369	1'45.102	1'45.295	1'45.351	1'45.970
4	1'43.800	1'43.943	1'43.985	1'44.037	1'44.252	1'44.222	1'44.094	1'44.258	1'44.846	1'45.358	1'45.344	1'44.679	1'45.074	1'45.596
5	1'43.621	1'43.996	1'44.046	1'43.997	1'44.309	1'44.505	1'44.547	1'44.515	1'44.641	1'45.215	1'45.086	1'45.118	1'44.933	1'45.855
6	1'43.642	1'44.167	1'44.127	1'44.214	1'44.178	1'44.820	1'44.600	1'44.837	1'44.198	1'44.684	1'45.103	1'44.995	1'44.436	1'46.314
7	1'43.552	1'44.046	1'44.134	1'44.670	1'44.371	1'45.202	1'44.690	1'44.994	1'44.966	1'44.463	1'44.604	1'45.375	1'44.441	1'45.557
8	1'43.765	1'44.184	1'43.947	1'44.241	1'44.801	1'44.942	1'44.726	1'44.503	1'44.557	1'44.090	1'45.089	1'45.123	1'44.962	1'45.618
9	1'44.112	1'44.202	1'44.081	1'44.683	1'44.315	1'44.312	1'44.658	1'44.567	1'44.524	1'44.501	1'45.252	1'45.755	1'46.998	1'45.543
10	1'44.117	1'44.023	1'44.069	1'44.612	1'44.370	1'44.376	1'44.370	1'44.353	1'44.635	1'45.572	1'45.011	1'44.697	1'45.712	1'45.422
11	1'45.400	1'44.257	1'44.247	1'45.831	1'44.822	1'44.637	1'45.212	1'45.152	1'44.701	1'45.887	1'44.846	1'44.934	1'45.806	1'45.612

	25 Ver	9 Hen	83 Epi	84 Cre	2 Mon	78 Oku	52 Hob
1	1'54.002	1'53.495	1'55.591	1'54.783	1'55.963	1'51.632	1'54.724
2	1'45.819	1'45.713	1'46.126	1'46.621	1'47.812	1'44.662	
3	1'45.767	1'46.014	1'46.848	1'47.215	1'47.893		
4	1'46.352	1'45.933	1'46.227	1'46.822	1'47.626		
5	1'45.784	1'46.126	1'46.662	1'46.973	1'47.993		
6	1'46.477	1'46.692	1'46.515	1'46.724	1'48.282		
7	1'45.964	1'46.570	1'46.278	1'46.868	1'47.471		
8	1'45.908	1'46.340	1'46.661	1'48.601	1'47.474		
9	1'46.051	1'46.703	1'46.550	1'47.096	1'47.318		
10	1'46.194	1'46.701	1'46.673	1'46.954	1'47.402		
11	1'46.381	1'47.459	1'47.796	1'47.446	1'47.806		

02/08/2020

These data/results cannot be reproduced, stored and/or transmitted in whole or in part by any manner of electronic, mechanical, photocopying, recording, broadcasting or otherwise now known or herein after developed without the previous express consent by the copyright owner, except for reproduction in daily press and regular printed publications on sale to the public within 60 days of the event related to those data/results and always provided that copyright symbol appears together as follows below.

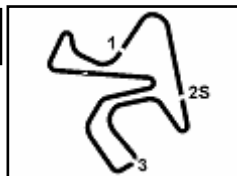
© DORNA WSBK ORGANIZATION Srl 2020

FICR PERUGIA TIMING


Official Tyre Supplier



Official Timekeeper



Pirelli Spanish Round, 31 July - 2 August 2020

Best Sector & Speed Race 2

RESULTS

Pos	Rank	Name	Motorcycle	Laps
1	55	A. LOCATELLI	Yamaha YZF R6	11
2	16	J. CLUZEL	Yamaha YZF R6	1.867
3	44	L. MAHIAS	Kawasaki ZX-6R	2.146
4	5	P. OETTL	Kawasaki ZX-6R	5.553
5	3	R. DE ROSA	MV Agusta F3 675	7.190
6	94	C. PEROLARI	Yamaha YZF R6	7.342
7	32	I. VIÑALES	Yamaha YZF R6	7.705
8	4	S. ODENDAAL	Yamaha YZF R6	8.676
9	38	H. SOOMER	Yamaha YZF R6	8.678
10	81	M. GONZALEZ	Kawasaki ZX-6R	11.356
11	99	D. WEBB	Yamaha YZF R6	14.031
12	61	C. ÖNCÜ	Kawasaki ZX-6R	14.326
13	12	A. RUIZ CARRANZA	Yamaha YZF R6	17.715
14	22	F. FULIGNI	MV Agusta F3 675	23.282
15	25	A. VERDOÍA	Yamaha YZF R6	26.368
16	9	G. HENDRA PRATAMA	Yamaha YZF R6	29.415
17	83	L. EPIS	Yamaha YZF R6	33.596
18	84	L. CRESSON	Yamaha YZF R6	37.772
19	2	L. MONTELLA	Yamaha YZF R6	44.709
RET	78	H. OKUBO	Honda CBR600RR	9 Laps
RET	52	P. HOBELBERGER	Honda CBR600RR	10 Laps
RET	47	A. BASSANI	Yamaha YZF R6	

SPEED

Pos	Rank	Name	Motorcycle	Speed
1	3	R. DE ROSA	MV Agusta F3 675	248,6
2	9	G. HENDRA PRATAMA	Yamaha YZF R6	246,9
3	44	L. MAHIAS	Kawasaki ZX-6R	246,4
4	78	H. OKUBO	Honda CBR600RR	245,9
5	5	P. OETTL	Kawasaki ZX-6R	245,3
6	94	C. PEROLARI	Yamaha YZF R6	245,3
7	12	A. RUIZ CARRANZA	Yamaha YZF R6	244,8
8	99	D. WEBB	Yamaha YZF R6	244,8
9	22	F. FULIGNI	MV Agusta F3 675	244,8
10	38	H. SOOMER	Yamaha YZF R6	244,2
11	4	S. ODENDAAL	Yamaha YZF R6	244,2
12	52	P. HOBELBERGER	Honda CBR600RR	244,2
13	16	J. CLUZEL	Yamaha YZF R6	244,2
14	81	M. GONZALEZ	Kawasaki ZX-6R	243,2
15	25	A. VERDOÍA	Yamaha YZF R6	242,6
16	32	I. VIÑALES	Yamaha YZF R6	242,1
17	84	L. CRESSON	Yamaha YZF R6	241,6
18	55	A. LOCATELLI	Yamaha YZF R6	241,6
19	83	L. EPIS	Yamaha YZF R6	240,0
20	61	C. ÖNCÜ	Kawasaki ZX-6R	240,0
21	2	L. MONTELLA	Yamaha YZF R6	237,9

SEG. 1

1	55	A. LOCATELLI	25.640
2	44	L. MAHIAS	25.666
3	5	P. OETTL	25.682
4	16	J. CLUZEL	25.692
5	38	H. SOOMER	25.722
6	3	R. DE ROSA	25.736
7	81	M. GONZALEZ	25.780
8	32	I. VIÑALES	25.782
9	4	S. ODENDAAL	25.791
10	94	C. PEROLARI	25.808
11	78	H. OKUBO	25.847
12	61	C. ÖNCÜ	25.868
13	12	A. RUIZ CARRANZA	25.907
14	22	F. FULIGNI	25.974
15	99	D. WEBB	25.982
16	83	L. EPIS	26.179
17	25	A. VERDOÍA	26.208
18	9	G. HENDRA PRATAMA	26.354
19	84	L. CRESSON	26.376
20	52	P. HOBELBERGER	26.384
21	2	L. MONTELLA	26.568

SEG. 2

1	16	J. CLUZEL	15.416
2	5	P. OETTL	15.439
3	99	D. WEBB	15.448
4	78	H. OKUBO	15.462
5	44	L. MAHIAS	15.463
6	81	M. GONZALEZ	15.465
7	94	C. PEROLARI	15.473
8	4	S. ODENDAAL	15.483
9	3	R. DE ROSA	15.486
10	38	H. SOOMER	15.504
11	32	I. VIÑALES	15.513
12	55	A. LOCATELLI	15.564
13	22	F. FULIGNI	15.579
14	12	A. RUIZ CARRANZA	15.596
15	61	C. ÖNCÜ	15.636
16	9	G. HENDRA PRATAMA	15.646
17	25	A. VERDOÍA	15.675
18	52	P. HOBELBERGER	15.725
19	83	L. EPIS	15.814
20	84	L. CRESSON	15.852
21	2	L. MONTELLA	16.012

SEG. 3

1	55	A. LOCATELLI	30.481
2	44	L. MAHIAS	30.540
3	5	P. OETTL	30.608
4	3	R. DE ROSA	30.613
5	61	C. ÖNCÜ	30.685
6	16	J. CLUZEL	30.695
7	38	H. SOOMER	30.730
8	32	I. VIÑALES	30.732
9	12	A. RUIZ CARRANZA	30.754
10	4	S. ODENDAAL	30.770
11	94	C. PEROLARI	30.791
12	99	D. WEBB	30.802
13	81	M. GONZALEZ	30.863
14	22	F. FULIGNI	30.883
15	78	H. OKUBO	30.937
16	9	G. HENDRA PRATAMA	31.148
17	25	A. VERDOÍA	31.205
18	83	L. EPIS	31.341
19	84	L. CRESSON	31.427
20	2	L. MONTELLA	31.543
21	52	P. HOBELBERGER	31.669

SEG. 4

1	55	A. LOCATELLI	31.649
2	44	L. MAHIAS	31.766
3	81	M. GONZALEZ	31.815
4	5	P. OETTL	31.823
5	94	C. PEROLARI	31.884
6	32	I. VIÑALES	31.885
7	16	J. CLUZEL	31.895
8	3	R. DE ROSA	31.926
9	38	H. SOOMER	31.957
10	4	S. ODENDAAL	31.981
11	99	D. WEBB	32.053
12	78	H. OKUBO	32.060
13	12	A. RUIZ CARRANZA	32.075
14	61	C. ÖNCÜ	32.168
15	9	G. HENDRA PRATAMA	32.320
16	25	A. VERDOÍA	32.400
17	22	F. FULIGNI	32.447
18	83	L. EPIS	32.475
19	84	L. CRESSON	32.696
20	52	P. HOBELBERGER	32.883
21	2	L. MONTELLA	32.955

02/08/2020

These data/results cannot be reproduced, stored and/or transmitted in whole or in part by any manner of electronic, mechanical, photocopying, recording, broadcasting or otherwise now known or herein after developed without the previous express consent by the copyright owner, except for reproduction in daily press and regular printed publications on sale to the public within 60 days of the event related to those data/results and always provided that copyright symbol appears together as follows below.

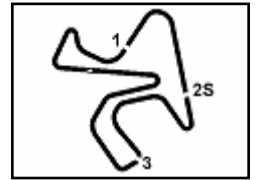
© DORNA WSBK ORGANIZATION Srl 2020

FICR PERUGIA TIMING


Official Tyre Supplier



Official Timekeeper



Pirelli Spanish Round, 31 July - 2 August 2020

Chronological Analysis Race 2

Start at 12:56'10.335

1 / 3

1° 55 A. LOCATELLI (1'43.498)							
Lap	Seg.1	Seg.2	Seg.3	Seg.4	Lap Time	km/h	Local Time
1		15.578	30.561	31.728	1'48.860	240,5	12:57'59.195
2	25.747	15.616	30.486	31.649	1'43.498	241,6	12:59'42.693
3	25.824	15.632	30.721	31.787	1'43.964	241,0	13:01'26.657
4	25.663	15.651	30.591	31.895	1'43.800	241,6	13:03'10.457
5	25.640	15.567	30.587	31.827	1'43.621	241,6	13:04'54.078
6	25.723	15.564	30.542	31.813	1'43.642	241,0	13:06'37.720
7	25.679	15.613	30.481	31.779	1'43.552	241,6	13:08'21.272
8	25.798	15.642	30.531	31.794	1'43.765	240,5	13:10'05.037
9	25.837	15.691	30.665	31.919	1'44.112	241,0	13:11'49.149
10	25.789	15.702	30.659	31.967	1'44.117	241,6	13:13'33.266
11	25.865	15.701	30.770	33.064	1'45.400	241,0	13:15'18.666
Race Time 19'08.331							

2° 16 J. CLUZEL (1'43.887)							
Lap	Seg.1	Seg.2	Seg.3	Seg.4	Lap Time	km/h	Local Time
1		15.416	30.834	31.923	1'49.511	244,2	12:57'59.846
2	25.835	15.458	30.699	31.895	1'43.887	243,2	12:59'43.733
3	25.818	15.515	30.699	31.950	1'43.982	243,2	13:01'27.715
4	25.692	15.513	30.800	31.938	1'43.943	243,2	13:03'11.658
5	25.807	15.493	30.736	31.960	1'43.996	242,6	13:04'55.654
6	25.832	15.613	30.752	31.970	1'44.167	242,1	13:06'39.821
7	25.741	15.573	30.695	32.037	1'44.046	241,6	13:08'23.867
8	25.831	15.530	30.872	31.951	1'44.184	242,1	13:10'08.051
9	25.821	15.607	30.770	32.004	1'44.202	241,6	13:11'52.253
10	25.780	15.560	30.786	31.897	1'44.023	242,1	13:13'36.276
11	25.869	15.606	30.827	31.955	1'44.257	243,2	13:15'20.533
Race Time 19'10.198							

3° 44 L. MAHIAS (1'43.687)							
Lap	Seg.1	Seg.2	Seg.3	Seg.4	Lap Time	km/h	Local Time
1		15.608	30.907	31.919	1'50.383	243,7	12:58'00.718
2	25.703	15.490	30.728	31.766	1'43.687	246,4	12:59'44.405
3	25.719	15.487	30.695	31.870	1'43.771	242,6	13:01'28.176
4	25.812	15.463	30.661	32.049	1'43.985	242,1	13:03'12.161
5	25.862	15.543	30.724	31.917	1'44.046	242,1	13:04'56.207
6	25.752	15.565	30.812	31.998	1'44.127	241,6	13:06'40.334
7	26.139	15.599	30.540	31.856	1'44.134	235,9	13:08'24.468
8	25.785	15.624	30.686	31.852	1'43.947	236,9	13:10'08.415
9	25.736	15.685	30.725	31.935	1'44.081	238,5	13:11'52.496
10	25.666	15.605	30.773	32.025	1'44.069	241,0	13:13'36.565
11	25.750	15.652	30.863	31.982	1'44.247	239,0	13:15'20.812
Race Time 19'10.477							

4° 5 P. OETTL (1'43.839)							
Lap	Seg.1	Seg.2	Seg.3	Seg.4	Lap Time	km/h	Local Time
1		15.524	30.831	31.970	1'49.713	244,8	12:58'00.048
2	25.755	15.491	30.701	31.892	1'43.839	244,8	12:59'43.887
3	25.746	15.565	30.744	31.992	1'44.047	244,2	13:01'27.934
4	25.682	15.439	30.809	32.107	1'44.037	245,3	13:03'11.971
5	25.790	15.611	30.667	31.929	1'43.997	240,5	13:04'55.968
6	25.775	15.582	30.796	32.061	1'44.214	243,2	13:06'40.182
7	26.671	15.568	30.608	31.823	1'44.670	242,6	13:08'24.852
8	25.867	15.575	30.727	32.072	1'44.241	242,1	13:10'09.093
9	25.864	15.690	30.892	32.237	1'44.683	240,0	13:11'53.776
10	26.015	15.686	30.786	32.125	1'44.612	241,6	13:13'38.388
11	26.245	15.769	31.454	32.363	1'45.831	241,0	13:15'24.219
Race Time 19'13.884							

5° 3 R. DE ROSA (1'44.078)							
Lap	Seg.1	Seg.2	Seg.3	Seg.4	Lap Time	km/h	Local Time
1		15.601	31.340	32.068	1'51.817	243,7	12:58'02.152
2	25.856	15.532	30.857	31.963	1'44.208	244,2	12:59'46.360
3	25.825	15.487	30.802	31.964	1'44.078	245,3	13:01'30.438
4	26.216	15.497	30.613	31.926	1'44.252	243,7	13:03'14.690

5	25.840	15.486	30.868	32.115	1'44.309	245,9	13:04'58.999
6	25.788	15.562	30.783	32.045	1'44.178	242,1	13:06'43.177
7	25.795	15.601	31.025	31.950	1'44.371	248,6	13:08'27.548
8	25.854	15.753	31.226	31.968	1'44.801	240,5	13:10'12.349
9	25.788	15.709	30.688	32.130	1'44.315	247,5	13:11'56.664
10	25.736	15.653	30.817	32.164	1'44.370	242,6	13:13'41.034
11	25.852	15.702	30.906	32.362	1'44.822	241,0	13:15'25.856
Race Time 19'15.521							

6° 94 C. PEROLARI (1'44.222)							
Lap	Seg.1	Seg.2	Seg.3	Seg.4	Lap Time	km/h	Local Time
1		15.563	30.827	31.884	1'49.977	240,0	12:58'00.312
2	25.986	15.581	30.901	31.911	1'44.379	243,2	12:59'44.691
3	25.923	15.564	30.812	32.002	1'44.301	241,6	13:01'28.992
4	25.808	15.603	30.791	32.020	1'44.222	241,6	13:03'13.214
5	25.821	15.590	30.825	32.269	1'44.505	241,6	13:04'57.719
6	26.002	15.687	30.969	32.162	1'44.820	240,0	13:06'42.539
7	26.047	15.833	31.353	31.969	1'45.202	245,3	13:08'27.741
8	25.925	15.523	31.439	32.055	1'44.942	244,8	13:10'12.683
9	25.893	15.473	30.906	32.040	1'44.312	244,2	13:11'56.995
10	25.922	15.563	30.853	32.038	1'44.376	243,7	13:13'41.371
11	25.952	15.587	31.021	32.077	1'44.637	244,8	13:15'26.008
Race Time 19'15.673							

7° 32 I. VIÑALES (1'44.094)							
Lap	Seg.1	Seg.2	Seg.3	Seg.4	Lap Time	km/h	Local Time
1		15.572	30.918	32.056	1'50.672	242,1	12:58'01.007
2	25.833	15.513	30.857	31.902	1'44.105	242,1	12:59'45.112
3	25.991	15.543	30.943	31.885	1'44.362	241,6	13:01'29.474
4	25.782	15.604	30.732	31.976	1'44.094	239,5	13:03'13.568
5	25.880	15.594	30.925	32.148	1'44.547	241,6	13:04'58.115
6	25.847	15.650	30.919	32.184	1'44.600	241,0	13:06'42.715
7	25.914	15.771	30.956	32.049	1'44.690	236,4	13:08'27.405
8	25.930	15.835	30.890	32.071	1'44.726	234,9	13:10'12.131
9	25.893	15.786	30.950	32.029	1'44.658	235,9	13:11'56.789
10	25.902	15.654	30.779	32.035	1'44.370	238,5	13:13'41.159
11	26.009	15.682	30.836	32.685	1'45.212	241,0	13:15'26.371
Race Time 19'16.036							

8° 4 S. ODENDAAL (1'44.238)							
Lap	Seg.1	Seg.2	Seg.3	Seg.4	Lap Time	km/h	Local Time
1		15.711	30.986	32.178	1'51.089	244,2	12:58'01.424
2	25.962	15.525	30.770	31.981	1'44.238	243,2	12:59'45.662
3	25.924	15.483	30.981	32.113	1'44.501	244,2	13:01'30.163
4	25.869	15.536	30.792	32.061	1'44.258	242,6	13:03'14.421
5	25.904	15.521	30.891	32.199	1'44.515	242,1	13:04'58.936
6	26.092	15.514	31.102	32.129	1'44.837	244,2	13:06'43.773
7	25.983	15.591	31.176	32.244	1'44.994	244,2	13:08'28.767
8	25.935	15.571	30.905	32.092	1'44.503	242,6	13:10'13.270
9	25.807	15.544	31.068	32.148	1'44.567	242,6	13:11'57.837
10	25.791	15.524	30.929	32.109	1'44.353	243,2	13:13'42.190
11	25.961	15.545	31.202	32.444	1'45.152	243,7	13:15'27.342
Race Time 19'17.007							

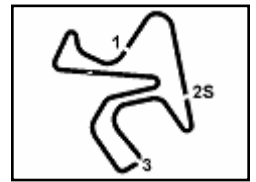
9° 38 H. SOOMER (1'44.135)							
Lap	Seg.1	Seg.2	Seg.3	Seg.4	Lap Time	km/h	Local Time
1		15.599	31.253	32.032	1'51.478	244,2	12:58'01.813
2	25.722	15.526	30.908	31.979	1'44.135	242,1	12:59'45.948
3	25.785	15.541	30.959	32.043	1'44.328	243,2	13:01'30.276
4	26.541	15.504	30.730	32.071	1'44.846	243,2	13:03'15.122
5	25.991	15.580	30.850	32.220	1'44.641	240,5	13:04'59.763
6	25.821	15.666	30.754	31.957	1'44.198	239,5	13:06'43.961
7	25.922	15.589	30.897	32.558	1'44.966	242,6	13:08'28.927
8	25.911	15.589	30.901	32.156	1'44.557	237,9	13:10'13.484
9	25.780	15.575	30.959	32.210	1'44.524	238,5	13:11'58.008
10	25.966	15.658	30.795	32.216	1'44.635	237,9	13:13'42.643

02/08/2020

P = Pits In/Out - C = Lap Time Cancelled

These data/results cannot be reproduced, stored and/or transmitted in whole or in part by any manner of electronic, mechanical, photocopying, recording, broadcasting or otherwise now known or herein after developed without the previous express consent by the copyright owner, except for reproduction in daily press and regular printed publications on sale to the public within 60 days of the event related to those data/results and always provided that copyright symbol appears together as follows below.

© DORNA WSBK ORGANIZATION Srl 2020



Jerez 4.423 m

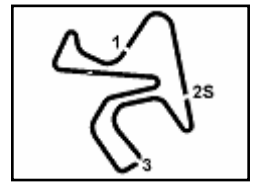
Pirelli Spanish Round, 31 July - 2 August 2020

Chronological Analysis Race 2

Start at 12:56'10.335

2 / 3

Lap	Seg.1	Seg.2	Seg.3	Seg.4	Lap Time	km/h	Local Time										
11	25.794	15.642	30.969	32.296	1'44.701	239,0	13:15'27.344	3	26.067	15.747	31.269	32.887	1'45.970	244,8	13:01'36.431		
Race Time 19'17.009																	
10° 81 M. GONZALEZ (1'44.090)																	
Lap	Seg.1	Seg.2	Seg.3	Seg.4	Lap Time	km/h	Local Time										
1		15.538	31.114	31.905	1'50.444	240,0	12:58'00.779	4	26.081	15.581	31.349	32.585	1'45.596	244,8	13:03'22.027		
2	25.904	15.465	30.898	31.837	1'44.104	243,2	12:59'44.883	5	26.082	15.579	31.572	32.622	1'45.855	243,7	13:05'07.882		
3	25.903	15.498	31.581	32.387	1'45.369	240,5	13:01'30.252	6	26.279	15.739	31.606	32.690	1'46.314	243,2	13:06'54.196		
4	26.783	15.678	31.000	31.897	1'45.358	239,0	13:03'15.610	7	25.974	15.843	31.119	32.621	1'45.557	237,4	13:08'39.753		
5	25.826	15.476	31.371	32.542	1'45.215	242,1	13:05'00.825	8	26.023	15.790	31.200	32.605	1'45.618	237,4	13:10'25.371		
6	26.002	15.675	31.006	32.001	1'44.684	236,9	13:06'45.509	9	26.108	15.783	30.998	32.654	1'45.543	237,9	13:12'10.914		
7	25.936	15.610	30.956	31.961	1'44.463	235,4	13:08'29.972	10	26.179	15.761	30.883	32.599	1'45.422	238,5	13:13'56.336		
8	25.796	15.616	30.863	31.815	1'44.090	236,4	13:10'14.062	11	26.045	15.910	31.098	32.559	1'45.612	237,9	13:15'41.948		
9	25.780	15.598	30.912	32.211	1'44.501	236,4	13:11'58.563	Race Time 19'31.613									
10	26.091	15.924	31.275	32.282	1'45.572	236,9	13:13'44.135	15° 25 A. VERDOÏA (1'45.767)									
11	26.030	15.729	31.475	32.653	1'45.887	236,4	13:15'30.022	Lap	Seg.1	Seg.2	Seg.3	Seg.4	Lap Time	km/h	Local Time		
Race Time 19'19.687																	
11° 99 D. WEBB (1'44.604)																	
Lap	Seg.1	Seg.2	Seg.3	Seg.4	Lap Time	km/h	Local Time										
1		15.731	31.001	32.053	1'52.318	242,6	12:58'02.653	1		15.816	31.809	32.527	1'54.002	239,5	12:58'04.337		
2	26.132	15.448	30.909	32.118	1'44.607	244,8	12:59'47.260	2	26.323	15.692	31.298	32.506	1'45.819	239,0	12:59'50.156		
3	26.075	15.535	31.094	32.398	1'45.102	243,2	13:01'32.362	3	26.238	15.771	31.243	32.515	1'45.767	237,4	13:01'35.923		
4	26.124	15.636	31.054	32.530	1'45.344	239,5	13:03'17.706	4	26.276	15.786	31.601	32.689	1'46.352	237,9	13:03'22.275		
5	26.067	15.645	31.087	32.287	1'45.086	241,6	13:05'02.792	5	26.234	15.675	31.301	32.574	1'45.784	238,5	13:05'08.059		
6	26.078	15.663	31.174	32.188	1'45.103	239,0	13:06'47.895	6	26.492	15.740	31.499	32.746	1'46.477	236,9	13:06'54.536		
7	25.982	15.746	30.802	32.074	1'44.604	235,4	13:08'32.499	7	26.636	15.723	31.205	32.400	1'45.964	242,6	13:08'40.500		
8	26.063	15.687	30.874	32.465	1'45.089	234,9	13:10'17.588	8	26.208	15.867	31.296	32.537	1'45.908	234,4	13:10'26.408		
9	26.320	15.751	30.891	32.290	1'45.252	235,4	13:12'02.840	9	26.269	15.840	31.423	32.519	1'46.051	233,9	13:12'12.459		
10	26.072	15.801	30.916	32.222	1'45.011	236,4	13:13'47.851	10	26.236	15.851	31.516	32.591	1'46.194	235,4	13:13'58.653		
11	25.992	15.764	30.901	32.189	1'44.846	236,4	13:15'32.697	11	26.297	15.935	31.432	32.717	1'46.381	234,9	13:15'45.034		
Race Time 19'34.699																	
16° 9 G. HENDRA PRATAMA (1'45.713)																	
Lap	Seg.1	Seg.2	Seg.3	Seg.4	Lap Time	km/h	Local Time										
1								1		15.847	31.848	32.320	1'53.495	246,9	12:58'03.830		
2	26.541	15.668			1'44.607	244,8	12:59'47.260	2	26.541	15.668	31.148	32.356	1'45.713	241,6	12:59'49.543		
3	26.354	15.647			1'45.102	243,2	13:01'32.362	3	26.354	15.647	31.400	32.613	1'46.014	240,0	13:01'35.557		
4	26.434	15.646			1'45.344	239,5	13:03'17.706	4	26.434	15.646	31.318	32.535	1'45.933	239,5	13:03'21.490		
5	26.392	15.715			1'45.086	241,6	13:05'02.792	5	26.392	15.715	31.457	32.562	1'46.126	238,5	13:05'07.616		
6	26.439	15.754			1'45.103	239,0	13:06'47.895	6	26.439	15.754	31.815	32.684	1'46.692	236,4	13:06'54.308		
7	26.784	15.741			1'45.089	234,9	13:10'17.588	7	26.784	15.741	31.613	32.432	1'46.570	236,9	13:08'40.878		
8	26.426	15.760			1'45.252	235,4	13:12'02.840	8	26.426	15.760	31.534	32.620	1'46.340	237,9	13:10'27.218		
9	26.546	15.762			1'45.011	236,4	13:13'47.851	9	26.546	15.762	31.604	32.791	1'46.703	238,5	13:12'13.921		
10	26.598	15.842			1'44.846	236,4	13:15'32.697	10	26.598	15.842	31.523	32.738	1'46.701	237,9	13:14'00.622		
11	26.756	15.888						11	26.756	15.888	31.812	33.003	1'47.459	235,9	13:15'48.081		
Race Time 19'37.746																	
17° 83 L. EPIS (1'46.126)																	
Lap	Seg.1	Seg.2	Seg.3	Seg.4	Lap Time	km/h	Local Time										
1								1		16.087	32.312	32.713	1'55.591	240,0	12:58'05.926		
2	26.179	15.814			1'44.490	240,0	12:59'47.021	2	26.179	15.814	31.658	32.475	1'46.126	240,0	12:59'52.052		
3	26.387	15.837			1'45.295	239,5	13:01'32.316	3	26.387	15.837	31.379	33.245	1'46.848	240,0	13:01'38.900		
4	26.213	15.935			1'45.344	239,5	13:03'17.706	4	26.213	15.935	31.402	32.677	1'46.227	235,4	13:03'25.127		
5	26.415	16.090			1'45.118	236,9	13:05'02.113	5	26.415	16.090	31.476	32.681	1'46.662	233,9	13:05'11.789		
6	26.446	15.977			1'44.995	237,4	13:06'47.108	6	26.446	15.977	31.426	32.666	1'46.515	233,9	13:06'58.304		
7	26.313	16.035			1'45.375	234,4	13:08'32.483	7	26.313	16.035	31.341	32.589	1'46.278	232,0	13:08'44.582		
8	26.257	16.030			1'45.755	238,5	13:12'03.361	8	26.257	16.030	31.595	32.779	1'46.661	233,4	13:10'31.243		
9	26.448	15.969			1'45.755	238,5	13:12'03.361	9	26.448	15.969	31.406	32.727	1'46.550	234,4	13:12'17.793		
10	26.431	15.951			1'44.697	237,9	13:13'48.058	10	26.431	15.951	31.557	32.734	1'46.673	235,9	13:14'04.466		
11	26.491	16.077			1'44.934	238,5	13:15'32.992	11	26.491	16.077	31.709	33.519	1'47.796	234,4	13:15'52.262		
Race Time 19'41.927																	
18° 84 L. CRESSON (1'46.621)																	
Lap	Seg.1	Seg.2	Seg.3	Seg.4	Lap Time	km/h	Local Time										
1								1		15.920	31.980	32.736	1'54.783	241,6	12:58'05.118		
2	26.612	15.852			1'44.719	240,5	12:59'48.668	2	26.612	15.852	31.461	32.696	1'46.621	239,5	12:59'51.739		
3	26.376	15.914			1'45.351	241,0	13:01'34.019	3	26.376	15.914	31.427	33.498	1'47.215	236,4	13:01'38.954		
4	26.547	15.854			1'45.074	241,0	13:03'19.093	4	26.547	15.854	31.622	32.799	1'46.822	237,4	13:03'25.776		
5	26.512	15.945			1'44.933	241,0	13:05'04.026	5	26.512	15.945	31.590	32.926	1'46.973	236,4	13:05'12.749		
6	26.510	15.958			1'44.436	241,6	13:06'48.462	6	26.510	15.958	31.522	32.734	1'46.724	235,4	13:06'59.473		
7	26.466	15.978			1'44.441	242,6	13:08'32.903	7	26.466	15.978	31.567	32.857	1'46.868	234,9	13:08'46.341		
8	26.557	16.003			1'44.998	243,7	13:12'04.863	8	26.557	16.003	31.636	34.405	1'48.601	234,4	13:10'34.942		



Jerez 4.423 m

Pirelli Spanish Round, 31 July - 2 August 2020 Chronological Analysis Race 2

Start at 12:56'10.335

10	26.433	16.026	31.593	32.902	1'46.954	234,9	13:14'08.992
11	26.388	16.041	31.763	33.254	1'47.446	233,9	13:15'56.438
Race Time 19'46.103							

19° 2 L. MONTELLA (1'47.318)							
Lap	Seg.1	Seg.2	Seg.3	Seg.4	Lap Time	km/h	Local Time
1		16.169	31.932	33.187	1'55.963	237,9	12:58'06.298
2	26.828	16.012	31.927	33.045	1'47.812	235,4	12:59'54.110
3	27.050	16.107	31.704	33.032	1'47.893	234,4	13:01'42.003
4	26.839	16.045	31.741	33.001	1'47.626	235,4	13:03'29.629
5	26.971	16.067	31.690	33.265	1'47.993	232,9	13:05'17.622
6	26.975	16.170	31.748	33.389	1'48.282	233,4	13:07'05.904
7	26.826	16.082	31.608	32.955	1'47.471	233,9	13:08'53.375
8	26.568	16.107	31.759	33.040	1'47.474	233,4	13:10'40.849
9	26.686	16.114	31.543	32.975	1'47.318	232,5	13:12'28.167
10	26.645	16.045	31.665	33.047	1'47.402	235,4	13:14'15.569
11	26.809	16.227	31.707	33.063	1'47.806	232,9	13:16'03.375
Race Time 19'53.040							

RET 78 H. OKUBO (1'44.662)							
Lap	Seg.1	Seg.2	Seg.3	Seg.4	Lap Time	km/h	Local Time
1		15.565	31.531	32.060	1'51.632	245,9	12:58'01.967
2	25.847	15.462	31.221	32.132	1'44.662	244,2	12:59'46.629
Race Time 3'36.294							

RET 52 P. HOBELSBERGER							
Lap	Seg.1	Seg.2	Seg.3	Seg.4	Lap Time	km/h	Local Time
1		15.725	31.669	32.883	1'54.724	244,2	12:58'05.059
Race Time 1'54.724							

02/08/2020 P = Pits In/Out - C = Lap Time Cancelled

These data/results cannot be reproduced, stored and/or transmitted in whole or in part by any manner of electronic, mechanical, photocopying, recording, broadcasting or otherwise now known or herein after developed without the previous express consent by the copyright owner, except for reproduction in daily press and regular printed publications on sale to the public within 60 days of the event related to those data/results and always provided that copyright symbol appears together as follows below.

© DORNA WSBK ORGANIZATION Srl 2020





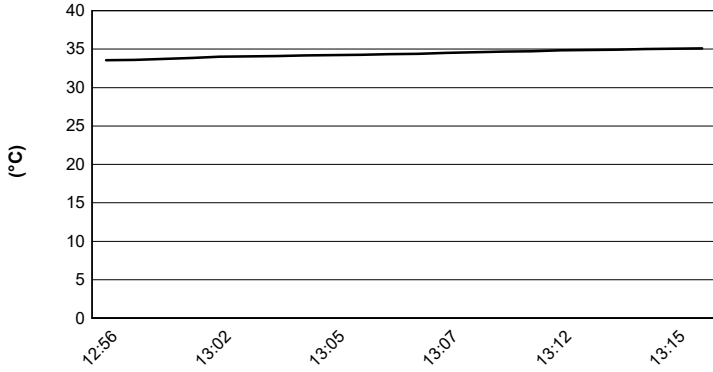
Jerez 4.423 m

Pirelli Spanish Round, 31 July - 2 August 2020

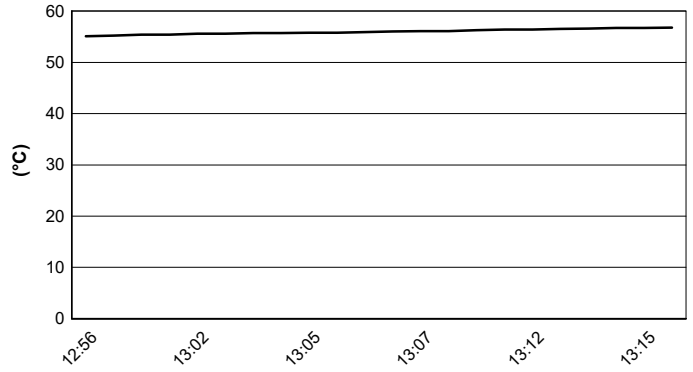
Weather Report Race 2

Session started 12:56 - Session ended 13:16

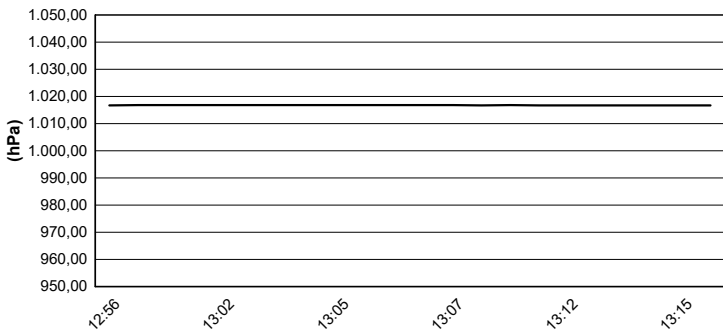
Air Temperature



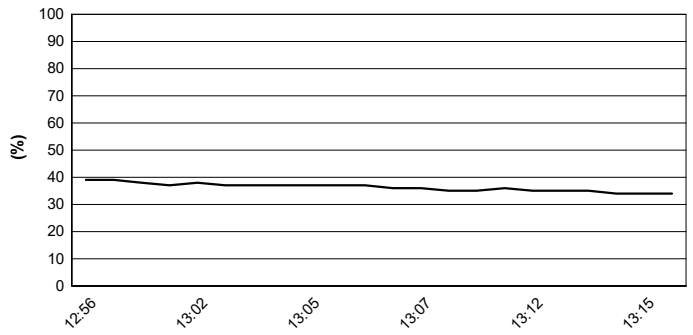
Track Temperature



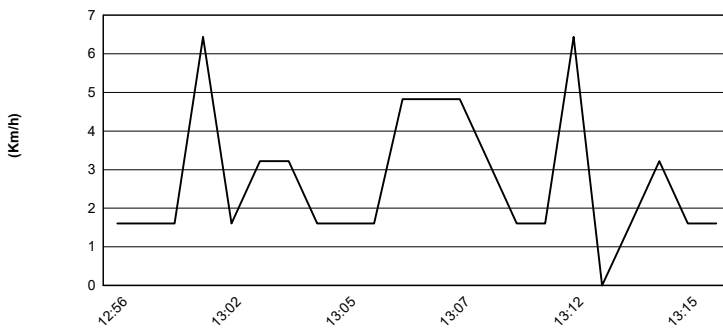
Air Pressure



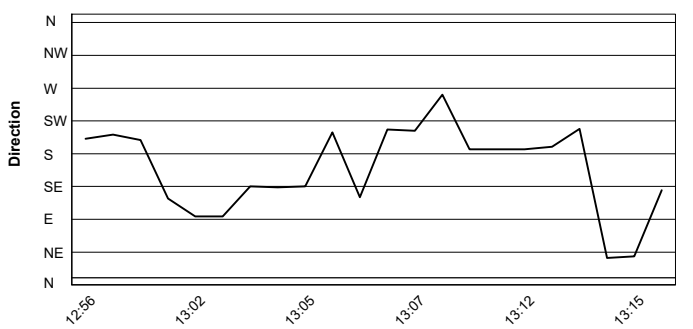
Humidity



Wind Speed



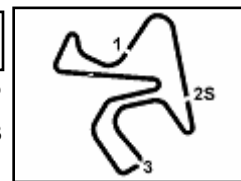
Wind Direction



02/08/2020

These data/results cannot be reproduced, stored and/or transmitted in whole or in part by any manner of electronic, mechanical, photocopying, recording, broadcasting or otherwise now known or herein after developed without the previous express consent by the copyright owner, except for reproduction in daily press and regular printed publications on sale to the public within 60 days of the event related to those data/results and always provided that copyright symbol appears together as follows below.

© DORNA WSBK ORGANIZATION Srl 2020



Jerez 4.423 m

Pirelli Spanish Round, 31 July - 2 August 2020
Manufacturers Standings

Rank	Manufacturer	Points	Points From First	Points From Previous	March 1	August 2	August 9	August 30	September 6	September 20	October 4	October 11	November 8				
					PHILLIP ISLAND	JEREZ	PORTIMÃO	ARAGON 1	ARAGON 2	BARCELONA	MAGNY - COURS	VILLICUM	MISANO				
1	YAMAHA	75			25 1 1	25 25 1 1											
2	KAWASAKI	45	30		13 2 2	16 16 2 2											
3	MV AGUSTA	22	53	23		11 11 3 3											
4	HONDA	5	70	17	5 3 3	4 4											

02/08/2020 First Line: Championship Standings - Second Line: Ranking Progression

These data/results cannot be reproduced, stored and/or transmitted in whole or in part by any manner of electronic, mechanical, photocopying, recording, broadcasting or otherwise now known or herein after developed without the previous express consent by the copyright owner, except for reproduction in daily press and regular printed publications on sale to the public within 60 days of the event related to those data/results and always provided that copyright symbol appears together as follows below.

© DORNA WSBK ORGANIZATION Srl 2020

FICR PERUGIA TIMING



Official Tyre Supplier



Official Timekeeper



Jerez 4.423 m

Pirelli Spanish Round, 31 July - 2 August 2020

Team Standings

	March 1 PHILLIP ISLAND	August 2 JEREZ	August 9 PORTIMÃO	August 30 ARAGON 1	September 6 ARAGON 2	September 20 BARCELONA	October 4 MAGNY - COURS	October 11 VILLICUM	November 8 MISANO	
1 GMT94 Yamaha	95									
CLUZEL Jules	60	20		20	20					
PEROLARI Corentin	35	16		9	10					
2 BARDAHL Evan Bros. WorldSSP Team	75 (-20)									
LOCATELLI Andrea	75	25		25	25					
3 Kawasaki Puccetti Racing	71 (-24)									
MAHIAS Lucas	42	13		13	16					
OETTL Philipp	29			16	13					
4 Kallio Racing	41 (-54)									
SOOMER Hannes	24	11		6	7					
VIÑALES Isaac	17	8			9					
5 EAB Ten Kate Racing	28 (-67)									
ODENDAAL Steven	28	10		10	8					
6 MV Agusta Reparto Corse	27 (-68)									
DE ROSA Raffaele	22			11	11					
FULIGNI Federico	5			3	2					
7 Kawasaki ParkinGO Team	23 (-72)									
GONZALEZ Manuel	23	9		8	6					
8 Turkish Racing Team	18 (-77)									
ÖNCÜ Can Alexander	18	7		7	4					
9 WRP Wepol Racing	15 (-80)									
WEBB Danny	15	6		4	5					
10 EMPERADOR Racing Team	8 (-87)									
RUIZ CARRANZA Alejandro	8			5	3					
11 OXXO Yamaha Team Toth	7 (-88)									
SEBESTYEN Peter	4	4								
CRESSON Loris	3	1		2						
12 Dynavolt Honda	5 (-90)									
HOBELSBERGER Patrick	5	5								
13 bLU cRU WorldSSP by MS Racing	4 (-91)									
VERDOÍA Andy	4	3			1					
14 MPM Routz Racing Team	2 (-93)									
VAN SIKKELERUS Jaimie	2	2								
15 DK MOTORSPORT	1 (-94)									
MONTELLA Luigi	1			1						

02/08/2020 * Independent teams

These data/results cannot be reproduced, stored and/or transmitted in whole or in part by any manner of electronic, mechanical, photocopying, recording, broadcasting or otherwise now known or herein after developed without the previous express consent by the copyright owner, except for reproduction in daily press and regular printed publications on sale to the public within 60 days of the event related to those data/results and always provided that copyright symbol appears together as follows below.

© DORNA WSBK ORGANIZATION Srl 2020

FICR PERUGIA TIMING



Official Tyre Supplier



Official Timekeeper



Pirelli Spanish Round, 31 July - 2 August 2020

Race Winners

	2017	2018	2019	2020
01 Phillip Island	Rolfo R. (ITA) MVA	Mahias L. (FRA) YAM	Krummenacher R. (SUI) YAM	Locatelli A. (ITA) YAM
02 Jerez	Caricasulo F. (ITA) YAM		Caricasulo F. (ITA) YAM	RC1: Locatelli A. (ITA) YAM RC2: Locatelli A. (ITA) YAM
03 Portimão	Sofuoglu K. (TUR) KAW	Mahias L. (FRA) YAM	Caricasulo F. (ITA) YAM	
04 Aegón 1	Mahias L. (FRA) YAM	Cortese S. (GER) YAM	Krummenacher R. (SUI) YAM	
05 Aragón 2	Mahias L. (FRA) YAM	Cortese S. (GER) YAM	Krummenacher R. (SUI) YAM	
06 Barcelona				
07 Magny-Cours	Tuuli N. (FIN) YAM	Cluzel J. (FRA) YAM	Mahias L. (FRA) KAW	
08 Villicum		Cluzel J. (FRA) YAM	Cluzel J. (FRA) YAM	
09 Misano	Sofuoglu K. (TUR) KAW	Caricasulo F. (ITA) YAM	Krummenacher R. (SUI) YAM	

2020

3 A. Locatelli

ALL TIMES

43 K. Sofuoglu	6 J. Teuchert	2 A. West	1 L. Zanetti
20 J. Cluzel	6 M. van der Mark	2 R. Xaus	1 W. Zeelenberg
16 F. Foret	5 C. Crutchlow	1 A. Badovini	
12 S. Charpentier	4 K. Curtain	1 P. Bontempi	
12 E. Laverty	4 C. Vermeulen	1 L. Lanzi	
11 K. Muggeridge	4 J. Whitham	1 S. Morais	
8 S. Lowes	3 C. Kellner	1 G. Nannelli	
7 L. Mahias	3 J. Lascorz	1 M. Pirro	
7 A. Pitt	3 A. Locatelli	1 G. Rea	
6 F. Caricasulo	3 I. MacPherson	1 P. Riba	
6 P. Casoli	3 J. Rea	1 M. Roccoli	
6 S. Chambon	3 L. Scassa	1 R. Rolfo	
6 C. Davies	3 K. Smith	1 Y. Tiberio	
6 K. Fujiwara	2 J. Brookes	1 N. Tuuli	
6 R. Krummenacher	2 S. Cortese	1 J. Vd Goorbergh	
6 B. Parkes	2 P. Jacobsen	1 R. Wilairot	

02/08/2020

These data/results cannot be reproduced, stored and/or transmitted in whole or in part by any manner of electronic, mechanical, photocopying, recording, broadcasting or otherwise now known or herein after developed without the previous express consent by the copyright owner, except for reproduction in daily press and regular printed publications on sale to the public within 60 days of the event related to those data/results and always provided that copyright symbol appears together as follows below.

© DORNA WSBK ORGANIZATION Srl 2020

PIRELLI PERUGIA TIMING



Official Tyre Supplier



Official Timekeeper



Jerez 4.423 m

Pirelli Spanish Round, 31 July - 2 August 2020

Best Laps & Speed

No.	Rider Bike	Nat	Best Lap		FP1		FP2		FP3		SP		RC1		WUP		RC2	
			LL	SPD	LL	SPD	LL	SPD	LL	SPD	LL	SPD	LL	SPD	LL	SPD	LL	SPD
1	55 A. LOCATELLI Yamaha YZF R6	ITA	1'42.214 88 247,5		1'42.988 14 243,1	1'43.115 15 240,5	1'43.232 11 243,1	1'42.214 12 246,9	1'43.893 17 247,5	1'42.393 8 243,1	1'43.498 11 241,5							
2	16 J. CLUZEL Yamaha YZF R6	FRA	1'42.765 93 248,0		1'43.451 15 242,6	1'44.224 19 240,5	1'43.472 11 243,6	1'42.788 11 245,3	1'44.288 17 243,6	1'42.765 9 248,0	1'43.887 11 244,2							
3	44 L. MAHIAS Kawasaki ZX-6R	FRA	1'43.011 88 246,4		1'43.577 16 238,9	1'44.604 19 235,4	1'43.011 9 244,7	1'43.268 8 242,1	1'44.742 17 245,3	1'43.014 8 240,5	1'43.687 11 246,4							
4	5 P. OETTL Kawasaki ZX-6R	GER	1'43.068 94 245,3		1'43.445 18 245,3	1'44.152 17 243,1	1'43.441 10 244,2	1'43.068 12 244,2	1'44.354 17 243,1	1'43.159 9 242,6	1'43.839 11 245,3							
5	94 C. PEROLARI Yamaha YZF R6	FRA	1'43.085 85 246,4		1'44.106 15 243,6	1'45.244 15 240,5	1'43.085 8 241,5	1'43.361 11 246,4	1'45.094 17 245,8	1'43.236 8 241,5	1'44.222 11 245,3							
6	3 R. DE ROSA MV Agusta F3 675	ITA	1'43.239 89 248,6		1'44.677 14 236,9	1'44.497 17 235,9	1'44.036 10 242,1	1'43.389 11 244,2	1'44.509 17 248,6	1'43.239 9 245,3	1'44.078 11 248,6							
7	32 I. VIÑALES Yamaha YZF R6	ESP	1'43.336 71 243,1		1'43.718 15 239,4	1'44.050 14 242,6	1'43.780 6 241,5	1'43.336 10 238,4	1'45.295 6 242,6	1'43.442 9 243,1	1'44.094 11 242,1							
8	4 S. ODENDAAL Yamaha YZF R6	RSA	1'43.399 89 248,6		1'43.399 17 240,5	1'44.443 18 245,3	1'43.830 12 243,1	1'43.795 11 242,1	1'45.099 17 248,6	1'44.734 3 241,0	1'44.238 11 244,2							
9	81 M. GONZALEZ Kawasaki ZX-6R	ESP	1'43.409 83 245,8		1'44.544 15 238,4	1'44.610 13 236,4	1'44.080 8 245,8	1'43.409 10 241,0	1'45.364 17 244,7	1'43.937 9 242,6	1'44.090 11 243,1							
10	78 H. OKUBO Honda CBR600RR	JPN	1'43.632 72 245,8		1'44.487 16 238,9	1'44.640 18 234,4	1'44.079 7 245,3	1'43.632 10 242,1	1'45.328 11 243,6	1'44.747 8 241,0	1'44.662 2 245,8							
11	38 H. SOOMER Yamaha YZF R6	EST	1'43.657 82 244,2		1'44.059 16 240,0	1'44.398 12 238,9	1'43.657 8 240,0	1'43.775 10 240,5	1'45.286 17 242,1	1'43.790 8 238,9	1'44.135 11 244,2							
12	12 A. RUIZ CARRANZA Yamaha YZF R6	ESP	1'43.685 73 246,9		1'44.539 11 241,0	1'45.036 3 236,9	1'44.634 11 243,1	1'44.074 11 243,6	1'45.043 17 246,9	1'43.685 9 246,4	1'44.436 11 244,7							
13	61 C. ÖNCÜ Kawasaki ZX-6R	TUR	1'43.697 88 243,1		1'46.467 17 236,4	1'45.629 13 236,9	1'44.364 11 242,1	1'44.162 10 241,5	1'45.470 17 243,1	1'43.697 9 241,5	1'44.490 11 240,0							
14	47 A. BASSANI Yamaha YZF R6	ITA	1'43.772 77 244,2		1'44.436 17 242,6	1'45.083 17 240,0	1'44.314 8 238,9	1'43.772 11 240,0	1'45.244 15 244,2	1'44.451 9 243,1								
15	25 A. VERDOÏA Yamaha YZF R6	FRA	1'43.995 85 242,6		1'45.252 17 237,4	1'45.822 16 235,4	1'44.257 9 241,0	1'43.995 11 238,9	1'45.810 13 242,1	1'44.877 8 235,4	1'45.767 11 242,6							
16	99 D. WEBB Yamaha YZF R6	GBR	1'44.003 82 245,8		1'45.140 14 239,4	1'45.025 16 241,5	1'45.037 5 242,6	1'44.003 10 242,1	1'45.425 17 245,8	1'44.296 9 243,6	1'44.604 11 244,7							
17	56 P. SEBESTYEN Yamaha YZF R6	HUN	1'44.147 53 240,0		1'45.172 17 238,9	1'45.394 13 238,4	1'44.557 7 236,9	1'44.147 11 237,9	1'45.771 5 240,0									
18	22 F. FULIGNI MV Agusta F3 675	ITA	1'44.437 88 244,7		1'46.505 14 236,4	1'45.999 17 236,4	1'45.230 8 237,9	1'44.437 12 243,1	1'46.018 17 243,6	1'44.997 9 241,0	1'45.422 11 244,7							
19	52 P. HOBELSBERGER Honda CBR600RR	GER	1'44.824 68 242,1		1'47.567 15 239,4	1'46.697 15 234,9	1'45.623 7 237,4	1'44.824 10 237,4	1'46.622 12 242,1	1'45.701 9 238,9								
20	9 G. HENDRA PRATAMA Yamaha YZF R6	INA	1'44.911 71 246,9		1'45.969 14 238,4	1'46.073 17 237,4	1'45.510 8 240,0	1'44.911 10 241,0	1'45.842 2 244,7	1'45.717 9 240,0	1'45.713 11 246,9							
21	83 L. EPIS Yamaha YZF R6	AUS	1'45.079 91 241,0		1'46.796 18 235,9	1'47.266 16 231,9	1'45.979 11 233,4	1'45.079 10 240,0	1'47.246 17 241,0	1'45.731 8 236,9	1'46.126 11 240,0							
22	71 C. BERGMAN Yamaha YZF R6	SWE	1'45.282 45 240,0		1'45.911 15 240,0	1'46.073 12 234,4	1'46.331 8 238,9	1'45.282 10 239,4										
23	84 L. CRESSON Yamaha YZF R6	BEL	1'45.779 87 241,5		1'46.889 19 238,4	1'47.290 11 234,9	1'46.146 10 237,4	1'45.779 11 237,9	1'46.388 17 241,0	1'45.866 8 236,9	1'46.621 11 241,5							
24	2 L. MONTELLA Yamaha YZF R6	ITA	1'46.593 66 240,5		1'52.474 8 231,9	1'49.584 10 231,0	1'51.819 2 234,4	1'47.183 11 239,4	1'46.882 17 240,5	1'46.593 7 235,9	1'47.318 11 237,9							
25	48 X. NAVAND Yamaha YZF R6	FRA																

02/08/2020

These data/results cannot be reproduced, stored and/or transmitted in whole or in part by any manner of electronic, mechanical, photocopying, recording, broadcasting or otherwise now known or herein after developed without the previous express consent by the copyright owner, except for reproduction in daily press and regular printed publications on sale to the public within 60 days of the event related to those data/results and always provided that copyright symbol appears together as follows below.

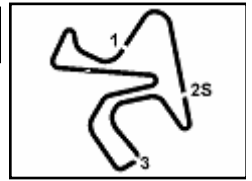
© DORNA WSBK ORGANIZATION Srl 2020

FICR PERUGIA TIMING


Official Tyre Supplier



Official Timekeeper



Jerez 4.423 m

Pirelli Spanish Round, 31 July - 2 August 2020
Pirelli Best Lap Award

Points	Points From First	Points From Previous	March 1	August 2	August 9	August 30	September 6	September 20	October 4	October 11	November 8						
			PHILLIP ISLAND	JEREZ	PORTIMÃO	ARAGON 1	ARAGON 2	BARCELONA	MAGNY - COURS	VILLICUM	MISANO						
1 LOCATELLI Andrea (ITA)	3		1	1 1													

02/08/2020

These data/results cannot be reproduced, stored and/or transmitted in whole or in part by any manner of electronic, mechanical, photocopying, recording, broadcasting or otherwise now known or herein after developed without the previous express consent by the copyright owner, except for reproduction in daily press and regular printed publications on sale to the public within 60 days of the event related to those data/results and always provided that copyright symbol appears together as follows below.

© DORNA WSBK ORGANIZATION Srl 2020

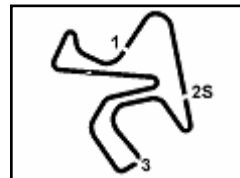
FKR PERUGIA TIMING



Official Tyre Supplier



Official Timekeeper



Pirelli Spanish Round, 31 July - 2 August 2020

Rider's Performance

Jerez 4.423 m

	Points	Points From First	Points From Previous	March 1	August 2	August 9	August 30	September 6	September 20	October 4	October 11	November 8			
				PHILLIP ISLAND	JEREZ	PORTIMAO	ARAGON 1	ARAGON 2	BARCELONA	MAGNY - COURS	VILLICUM	MISANO	G 1 2	G 1 2	G 1 2
1 LOCATELLI	75			1 1	1 1 1										
2 CLUZEL	60	15		4 3	2 2 2										
3 MAHIAS	42	33	18	3 5	4 4 3										
4 PEROLARI	35	40	7	9 4	6 7 6										
5 OETTL	29	46	6	6 Rt	3 3 4										
6 ODENDAAL	28	47	1	7 7	12 6 8										
7 SOOMER	24	51	4	12 6	11 10 9										
8 GONZALEZ	23	52	1	13 8	8 8 10										
9 DE ROSA	22	53	1	5 Ex	7 5 5										
10 ÖNCÜ	18	57	4	11 11	17 9 12										
11 VIÑALES	17	58	1	8 10	5 Rt 7										
12 WEBB	15	60	2	14 12	14 12 11										
13 RUIZ CARRANZA	8	67	7		15 11 13										
14 HOBELSBERGER	5	70	3	19 13	19 Rt Rt										
15 FULIGNI	5	70	0	10 Ex	18 13 14										
16 SEBESTYEN	4	71	1	16 14	16 Rt										
17 VERDOÑA	4	71	0	18 15	13 Rt 15										
18 CRESSON	3	72	1	22 17	23 14 18										
19 VAN SIKKELERUS	2	73	1	21 16											
20 MONTELLA	1	74	1		24 15 19										

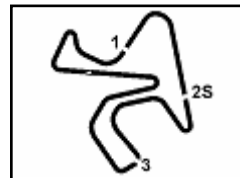
SP = Superpole - 1 = Race 1 - 2 = Race 2

Ns = Did Not Start - Rt = Retired - Ex = Excluded

02/08/2020

These data/results cannot be reproduced, stored and/or transmitted in whole or in part by any manner of electronic, mechanical, photocopying, recording, broadcasting or otherwise now known or herein after developed without the previous express consent by the copyright owner, except for reproduction in daily press and regular printed publications on sale to the public within 60 days of the event related to those data/results and always provided that copyright symbol appears together as follows below.

© DORNA WSBK ORGANIZATION Srl 2020



Pirelli Spanish Round, 31 July - 2 August 2020 Championship Standings

Points	Points From First	Points From Previous	March 1 PHILLIP ISLAND		August 2 JEREZ		August 9 PORTIMÃO		August 30 ARAGON 1		September 6 ARAGON 2		September 20 BARCELONA		October 4 MAGNY - COURS		October 11 VILLICUM		November 8 MISANO	
			1	2	1	2	1	2	1	2	1	2	1	2	1	2	1	2	1	2
1 LOCATELLI Andrea (ITA)	75		25 1 1	25 1 1	25 1 1	25 1 1														
2 CLUZEL Jules (FRA)	60 15		20 2 2	20 2 2	20 2 2	20 2 2														
3 MAHIAS Lucas (FRA)	42 33 18		13 4 4	13 3 3	16 3 3	16 3 3														
4 PEROLARI Corentin (FRA)	35 40 7		16 3 3	9 4 4	10 4 4	10 4 4														
5 OETTL Philipp (GER)	29 46 6			16 8 5	13 8 5	13 8 5														
6 ODENDAAL Steven (RSA)	28 47 1		10 6 6	10 5 6	8 5 6	8 5 6														
7 SOOMER Hannes (EST)	24 51 4		11 5 5	6 6 7	7 6 7	7 6 7														
8 GONZALEZ Manuel (ESP)	23 52 1		9 7 7	8 6 8	6 6 8	6 6 8														
9 DE ROSA Raffaele (ITA)	22 53 1			11 10 9	11 10 9	11 10 9														
10 ÖNCÜ Can Alexander (TUR)	18 57 4		7 9 9	7 9 10	4 9 10	4 9 10														
11 VIÑALES Isaac (ESP)	17 58 1		8 8 8	9 12 11	9 12 11	9 12 11														
12 WEBB Danny (GBR)	15 60 2		6 10 10	4 11 12	5 11 12	5 11 12														
13 RUIZ CARRANZA Alejandro (ESP)	8 67 7			5 13 13	3 13 13	3 13 13														
14 HOBELBERGER Patrick (GER)	5 70 3		5 11 11	13 13 14	14 13 14	14 13 14														
15 FULIGNI Federico (ITA)	5 70 0			3 16 14	2 16 14	2 16 14														
16 SEBESTYEN Peter (HUN)	4 71 1		4 12 12	15 15 16	16 15 16	16 15 16														
17 VERDOÏA Andy (FRA)	4 71 0		3 13 13	16 16 16	16 16 16	16 16 16														
18 CRESSON Loris (BEL)	3 72 1		1 15 15	2 16 18	18 16 18	18 16 18														
19 VAN SIKKELERUS Jaimie (NED)	2 73 1		2 14 14	19 19 19	19 19 19	19 19 19														
20 MONTELLA Luigi (ITA)	1 74 1			1 20 20	20 20 20	20 20 20														

02/08/2020 First Line: Championship Standings - Second Line: Ranking Progression

These data/results cannot be reproduced, stored and/or transmitted in whole or in part by any manner of electronic, mechanical, photocopying, recording, broadcasting or otherwise now known or herein after developed without the previous express consent by the copyright owner, except for reproduction in daily press and regular printed publications on sale to the public within 60 days of the event related to those data/results and always provided that copyright symbol appears together as follows below.

© DORNA WSBK ORGANIZATION Srl 2020



Jerez 4.423 m

Pirelli Spanish Round, 31 July - 2 August 2020 Championship Standings

Points	Points From First	Points From Previous	March 1	August 2	August 9	August 30	September 6	September 20	October 4	October 11	November 8																	
			PHILLIP ISLAND	JEREZ	PORTIMÃO	ARAGON 1	ARAGON 2	BARCELONA	MAGNY - COURS	VILLICUM	MISANO																	
WorldSSP Challenge																												
1 RUIZ CARRANZA	8			5	3																							
Alejandro (ESP)				1	1																							
2 MONTELLA	1	7		1																								
Luigi (ITA)				2	2																							

02/08/2020 First Line: Championship Standings - Second Line: Ranking Progression

These data/results cannot be reproduced, stored and/or transmitted in whole or in part by any manner of electronic, mechanical, photocopying, recording, broadcasting or otherwise now known or herein after developed without the previous express consent by the copyright owner, except for reproduction in daily press and regular printed publications on sale to the public within 60 days of the event related to those data/results and always provided that copyright symbol appears together as follows below.

© DORNA WSBK ORGANIZATION Srl 2020

