

Jerez 4.423 m

## Pirelli Spanish Round, 31 July - 2 August 2020

### Chronological Analysis Free Practice 1st Session

1 / 4

1° 55 A. LOCATELLI (1'42.988)							
Lap	Seg.1	Seg.2	Seg.3	Seg.4	Lap Time	km/h	Local Time
1							11:30'04.241
2	33.530	16.227	33.594	1'42.768	3'06.119P	236,9	11:33'10.360
3	30.882	15.645	31.097	32.203	1'49.827P	241,0	11:35'00.187
4	25.666	15.500	31.086	32.442	1'44.694	242,1	11:36'44.881
5	25.966	15.586	30.556	31.933	1'44.041	239,0	11:38'28.922
6	25.570	15.477	30.480	31.701	1'43.228	241,6	11:40'12.150
7	25.722	15.552	<b>30.438</b>	31.660	1'43.372	240,5	11:41'55.522
8	<b>25.422</b>	<b>15.451</b>	30.614	<b>31.501</b>	<b>1'42.988</b>	<b>243,2</b>	11:43'38.510
9	1'33.228	19.617	36.733	20'00.743	22'30.321P	186,0	12:06'08.831
10	33.892	15.835	31.426	32.887	1'54.040P	239,5	12:08'02.871
11	25.689	15.652	30.723	31.899	1'43.963	239,5	12:09'46.834
12	25.717	15.592	30.695	31.699	1'43.703	241,6	12:11'30.537
13	25.703	15.656	30.661	31.662	1'43.682	241,0	12:13'14.219
14	25.544	15.547	31.003	31.810	1'43.904	242,6	12:14'58.123
15	25.702	15.679	30.588	31.854	1'43.823	241,6	12:16'41.946

1	32.354	16.359	35.514	34.139	1'58.366P	234,4	11:33'41.827
2	26.212	15.779	31.431	32.488	1'45.910	237,9	11:35'27.737
3	26.044	15.598	33.094	36.927	1'51.663	239,5	11:37'19.400
4	26.019	15.534	31.005	32.287	1'44.845	240,0	11:39'04.245
5	25.928	15.633	31.334	16'34.524	17'47.419P	241,0	11:56'51.664
6	33.826	16.085	32.409	33.111	1'55.431P	236,9	11:58'47.095
7	26.054	15.606	30.999	32.276	1'44.935	239,5	12:00'32.030
8	25.794	15.635	30.922	32.217	1'44.568	239,0	12:02'16.598
9	25.896	15.611	30.812	32.208	1'44.527	240,5	12:04'01.125
10	26.570	15.983	40.749	2'09.496	3'32.798P	237,4	12:07'33.923
11	33.513	16.143	32.313	32.364	1'54.333P	236,4	12:09'28.256
12	25.936	15.595	36.037	32.292	1'49.860	239,5	12:11'18.116
13	<b>25.581</b>	<b>15.384</b>	<b>30.631</b>	<b>31.855</b>	<b>1'43.451</b>	<b>242,6</b>	12:13'01.567
14	26.248	15.891	36.390	32.117	1'50.646	239,0	12:14'52.213
15	25.679	15.522	30.727	32.023	1'43.951	241,0	12:16'36.164

2° 4 S. ODENDAAL (1'43.399)							
Lap	Seg.1	Seg.2	Seg.3	Seg.4	Lap Time	km/h	Local Time
1							11:30'19.531
2	35.787	16.624	32.691	33.358	1'58.460P	235,4	11:32'17.991
3	26.743	15.821	31.455	32.665	1'46.684	239,5	11:34'04.675
4	26.204	15.575	31.248	33.190	1'46.217	<b>240,5</b>	11:35'50.892
5	25.919	15.506	30.899	32.366	1'44.690	239,5	11:37'35.582
6	25.724	<b>15.479</b>	30.811	32.117	1'44.131	240,0	11:39'19.713
7	25.724	15.543	31.088	32.108	1'44.463	<b>240,5</b>	11:41'04.176
8	29.057	15.999	31.748	6'19.202	7'36.006P	238,5	11:48'40.182
9	32.839	15.924	31.784	39.332	1'59.879P	236,9	11:50'40.061
10	25.939	15.749	30.968	32.311	1'44.967	239,0	11:52'25.028
11	25.804	15.679	30.878	32.166	1'44.527	239,5	11:54'09.555
12	25.662	15.549	30.829	32.358	1'44.398	239,5	11:55'53.953
13	25.714	15.574	30.734	32.137	1'44.159	239,5	11:57'38.112
14	28.844	16.274	31.592	7'39.872	8'56.582P	234,9	12:06'34.694
15	35.141	15.879	31.115	32.440	1'54.575P	237,9	12:08'29.269
16	25.740	15.547	30.618	32.094	1'43.999	239,0	12:10'13.268
17	<b>25.527</b>	15.528	<b>30.509</b>	<b>31.835</b>	<b>1'43.399</b>	<b>240,5</b>	12:11'56.667
18	29.629	16.695	32.100	34.763	1'53.187	202,7	12:13'49.854

5° 44 L. MAHIAS (1'43.577)							
Lap	Seg.1	Seg.2	Seg.3	Seg.4	Lap Time	km/h	Local Time
1							11:31'36.688
2	34.374	16.869	34.997	32.726	1'58.966P	214,5	11:33'35.654
3	25.970	15.595	31.380	32.029	1'44.974	235,9	11:35'20.628
4	25.680	<b>15.449</b>	30.864	31.982	1'43.975	237,9	11:37'04.603
5	25.643	15.470	30.802	31.882	1'43.797	236,9	11:38'48.400
6	25.747	15.571	30.889	31.895	1'44.102	236,9	11:40'32.502
7	27.509	16.588	33.362	10'41.582	11'59.041P	220,4	11:52'31.543
8	45.307	16.075	31.526	32.213	2'05.121P	232,5	11:54'36.664
9	25.639	15.556	30.696	<b>31.686</b>	<b>1'43.577</b>	237,4	11:56'20.241
10	25.877	15.660	<b>30.644</b>	31.866	1'44.047	237,4	11:58'04.288
11	25.671	15.733	30.854	31.800	1'44.058	232,9	11:59'48.346
12	25.754	15.560	30.907	31.976	1'44.197	237,9	12:01'32.543
13	29.194	16.800	33.459	6'11.769	7'31.222P	217,4	12:09'03.765
14	37.455	18.400	39.293	43.403	2'18.551P	174,9	12:11'22.316
15	25.988	15.628	31.094	32.097	1'44.807	<b>239,0</b>	12:13'07.123
16	<b>25.634</b>	15.625	30.853	31.828	1'43.940	236,4	12:14'51.063
17	25.646	15.567	<b>30.644</b>	31.802	1'43.659	236,9	12:16'34.722

3° 5 P. OETTL (1'43.445)							
Lap	Seg.1	Seg.2	Seg.3	Seg.4	Lap Time	km/h	Local Time
1							11:30'05.755
2	32.233	16.083	34.128	33.178	1'55.622P	237,4	11:32'01.377
3	25.999	15.626	31.253	32.465	1'45.343	242,6	11:33'46.720
4	25.768	<b>15.424</b>	31.299	32.263	1'44.754	<b>245,3</b>	11:35'31.474
5	25.709	15.594	30.896	32.354	1'44.553	237,4	11:37'16.027
6	25.755	15.558	30.658	32.143	1'44.114	239,5	11:39'00.141
7	25.712	15.629	30.709	32.004	1'44.054	239,0	11:40'44.195
8	<b>25.504</b>	15.496	30.551	31.983	1'43.534	240,5	11:42'27.729
9	27.783	15.825	31.630	5'02.705	6'17.943P	237,9	11:48'45.672
10	32.431	15.630	30.764	37.502	1'56.327P	237,4	11:50'41.999
11	25.999	15.562	30.644	31.947	1'44.152	240,0	11:52'26.151
12	26.596	15.611	30.597	32.021	1'44.825	237,9	11:54'10.976
13	25.701	15.525	30.547	32.135	1'43.908	240,0	11:55'54.884
14	25.712	15.523	30.631	32.026	1'43.892	241,0	11:57'38.776
15	27.928	16.460	32.331	9'43.972	11'00.691P	232,9	12:08'39.467
16	34.116	17.489	33.243	32.540	1'57.388P	149,2	12:10'36.855
17	25.613	15.550	30.669	<b>31.691</b>	1'43.523	239,0	12:12'20.378
18	27.805	15.500	33.304	31.753	1'48.362	238,5	12:14'08.740
19	<b>25.504</b>	15.585	<b>30.466</b>	31.890	<b>1'43.445</b>	237,4	12:15'52.185

6° 32 I. VIÑALES (1'43.718)							
Lap	Seg.1	Seg.2	Seg.3	Seg.4	Lap Time	km/h	Local Time
1							11:33'45.266
2	26.604	15.953	31.779	32.582	1'46.918	236,4	11:35'32.184
3	25.998	15.673	30.885	32.188	1'44.744	238,5	11:37'16.928
4	25.786	15.584	30.935	32.051	1'44.356	<b>239,5</b>	11:39'01.284
5	25.697	15.599	30.641	31.906	1'43.843	237,9	11:40'45.127
6	25.697	<b>15.547</b>	30.652	31.862	1'43.758	239,0	11:42'28.885
7	26.201	15.859	32.463	12'46.685	14'01.208P	238,5	11:56'30.093
8	40.018	16.103	31.634	37.009	2'04.764P	233,9	11:58'34.857
9	25.873	15.732	31.634	32.869	1'46.108	236,9	12:00'20.965
10	26.555	15.964	30.847	32.393	1'45.759	233,9	12:02'06.724
11	25.855	15.740	30.765	32.222	1'44.582	234,4	12:03'51.306
12	26.647	16.040	31.521	4'09.678	5'23.886P	232,5	12:09'15.192
13	33.345	15.848	39.225	33.375	2'01.793P	233,4	12:11'16.985
14	25.665	15.610	38.869	32.254	1'52.398	235,9	12:13'09.383
15	25.622	15.620	30.834	32.009	1'44.085	235,9	12:14'53.468
16	<b>25.594</b>	15.663	<b>30.611</b>	<b>31.850</b>	<b>1'43.718</b>	235,9	12:16'37.186

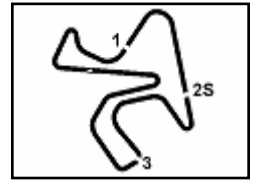
4° 16 J. CLUZEL (1'43.451)							
Lap	Seg.1	Seg.2	Seg.3	Seg.4	Lap Time	km/h	Local Time

7° 38 H. SOOMER (1'44.059)							
Lap	Seg.1	Seg.2	Seg.3	Seg.4	Lap Time	km/h	Local Time
1							11:35'08.000
2	26.395	15.602	30.994	<b>32.020</b>	1'45.011	238,5	11:36'53.011
3	25.774	15.590	30.976	32.156	1'44.496	237,4	11:38'37.507
4	26.197	15.635	30.762	32.252	1'44.846	237,9	11:40'22.353
5	25.926	15.574	30.840	32.192	1'44.532	238,5	11:42'06.885

31/07/2020 P = Pits In/Out - C = Lap Time Cancelled

These data/results cannot be reproduced, stored and/or transmitted in whole or in part by any manner of electronic, mechanical, photocopying, recording, broadcasting or otherwise now known or herein after developed without the previous express consent by the copyright owner, except for reproduction in daily press and regular printed publications on sale to the public within 60 days of the event related to those data/results and always provided that copyright symbol appears together as follows below.

© DORNA WSBK ORGANIZATION Srl 2020



Jerez 4.423 m

## Pirelli Spanish Round, 31 July - 2 August 2020

### Chronological Analysis Free Practice 1st Session

2 / 4

6	26.091	15.659	35.424	32.813	1'49.987	240,0	11:43'56.872	9	25.988	15.705	31.230	32.434	1'45.357	236,9	11:51'58.165
7	25.900	15.553	30.792	32.409	1'44.654	240,0	11:45'41.526	10	26.012	15.688	31.113	32.428	1'45.241	237,9	11:53'43.406
8	25.758	15.582	30.775	32.108	1'44.223	239,5	11:47'25.749	11	27.551	17.334	35.193	7'01.235	8'21.313P	210,4	12:02'04.719
9	27.873	16.382	32.315	6'45.289	8'01.859P	224,5	11:55'27.608	12	34.991	16.128	33.632	32.064	1'56.815P	234,4	12:04'01.534
10	34.502	15.872	31.212	33.083	1'54.669P	235,4	11:57'22.277	13	25.688	15.649	34.512	32.723	1'48.572	237,4	12:05'50.106
11	25.943	15.683	30.792	32.159	1'44.577	235,9	11:59'06.854	14	25.844	15.621	30.875	32.147	1'44.487	237,9	12:07'34.593
12	25.681	15.666	30.834	32.251	1'44.432	236,9	12:00'51.286	15	25.757	15.625	31.083	32.297	1'44.762	239,0	12:09'19.355
13	25.895	15.879	34.943	6'28.322	7'45.039P	236,4	12:08'36.325	16	26.111	16.769	37.599	33.532	1'54.011	231,0	12:11'13.366
14	35.704	17.936	33.083	32.517	1'59.240P	149,4	12:10'35.565	17	25.792	15.739	30.961	32.246	1'44.738	237,9	12:12'58.104
15	25.667	15.586	30.700	32.106	1'44.059	230,0	12:12'19.624								
16	25.540	15.678	37.421	32.211	1'50.850	232,5	12:14'10.474								
17	25.675	15.657	32.146	33.281	1'46.759	232,9	12:15'57.233								

8° 94 C. PEROLARI (1'44.106)							
Lap	Seg.1	Seg.2	Seg.3	Seg.4	Lap Time	km/h	Local Time
1							11:30'01.177
2	37.257	15.978	34.875	33.319	2'01.429P	238,5	11:32'02.606
3	26.190	15.588	31.470	32.347	1'45.595	240,5	11:33'48.201
4	25.884	15.538	31.052	32.164	1'44.638	240,0	11:35'32.839
5	25.758	15.475	31.281	32.127	1'44.641	243,7	11:37'17.480
6	25.701	15.497	30.982	31.926	1'44.106	241,6	11:39'01.586
7	25.901	15.617	31.122	32.216	1'44.856	241,6	11:40'46.442
8	25.776	15.590	33.986	16'36.134	17'51.486P	239,0	11:58'37.928
9	37.425	15.871	31.644	34.409	1'59.349P	237,4	12:00'37.277
10	26.165	15.813	31.165	33.071	1'46.214	239,0	12:02'23.491
11	26.002	15.671	31.086	32.409	1'45.168	239,5	12:04'08.659
12	27.129	16.089	31.360	2'57.033	4'11.611P	237,4	12:08'20.270
13	37.168	16.019	31.437	32.405	1'57.029P	234,9	12:10'17.299
14	25.906	15.675	30.941	32.129	1'44.651	237,4	12:12'01.950
15	25.852	15.715	30.885	34.097	1'46.549	237,4	12:13'48.499
16	25.843	15.822	35.482	33.289	1'50.436	235,9	12:15'38.935

11° 12 A. RUIZ CARRANZA (1'44.539)							
Lap	Seg.1	Seg.2	Seg.3	Seg.4	Lap Time	km/h	Local Time
1							11:30'50.134
2	34.399	16.180	32.300	33.201	1'56.080P	237,9	11:32'46.214
3	26.436	15.849	31.326	34.422	1'48.033	239,5	11:34'34.247
4	26.106	15.714	31.137	32.494	1'45.451	240,0	11:36'19.698
5	26.264	15.944	31.303	32.454	1'45.965	241,0	11:38'05.663
6	26.019	15.719	30.934	32.072	1'44.744	240,0	11:39'50.407
7	25.812	15.677	30.924	32.126	1'44.539	240,0	11:41'34.946
8	27.099	15.933	31.850	5'47.907	7'02.789P	240,0	11:48'37.735
9	32.890	16.072	31.521	32.574	1'53.057P	235,9	11:50'30.792
10	26.004	15.752	31.187	32.333	1'45.276	238,5	11:52'16.068
11	25.742	15.737	30.947	32.229	1'44.655	239,0	11:54'00.723
12	25.859	15.805	30.885	32.527	1'45.076	237,4	11:55'45.799

12° 81 M. GONZALEZ (1'44.544)							
Lap	Seg.1	Seg.2	Seg.3	Seg.4	Lap Time	km/h	Local Time
1		16.294	32.505	34.227	238,5	11:32'43.959	
2	26.284	15.827	31.756	32.784	1'46.651	236,4	11:34'30.610
3	26.194	15.700	31.493	32.633	1'46.020	236,4	11:36'16.630
4	26.223	15.918	31.378	32.457	1'45.976	234,9	11:38'02.606
5	28.188	17.199	34.036	33.061	1'52.484	177,7	11:39'55.090
6	26.019	15.630	31.294	32.313	1'45.256	236,9	11:41'40.346
7	26.822	16.081	32.241	12'05.625	13'20.769P	234,9	11:55'01.115
8	33.374	15.789	31.892	33.538	1'54.593P	234,4	11:56'55.708
9	25.842	15.653	31.004	32.243	1'44.742	235,9	11:58'40.450
10	25.777	15.577	31.008	32.182	1'44.544	237,4	12:00'24.994
11	25.782	15.566	31.540	32.286	1'45.174	237,9	12:02'10.168
12	25.877	15.652	31.781	5'42.647	6'55.957P	236,4	12:09'06.125
13	35.615	16.942	31.699	45.139	2'09.395P	226,7	12:11'15.520
14	26.043	15.886	33.125	32.378	1'47.432C	235,4	12:13'02.952
15	25.782	15.595	31.159	32.293	1'44.829	237,9	12:14'47.781
16	25.971	15.720	31.147	32.183	1'45.021	233,4	12:16'32.802

9° 47 A. BASSANI (1'44.436)							
Lap	Seg.1	Seg.2	Seg.3	Seg.4	Lap Time	km/h	Local Time
1							11:31'10.411
2	34.870	17.315	34.571	34.032	2'00.788P	224,0	11:33'11.199
3	26.483	15.797	31.726	33.042	1'47.048	242,6	11:34'58.247
4	26.285	15.740	31.058	32.418	1'45.501	237,4	11:36'43.748
5	26.146	15.892	31.074	32.485	1'45.597	234,9	11:38'29.345
6	25.863	15.647	30.847	32.153	1'44.510	237,9	11:40'13.855
7	28.917	15.765	31.350	5'44.472	7'00.504P	236,9	11:47'14.359
8	32.793	16.004	31.433	32.583	1'52.813P	235,4	11:49'07.172
9	26.354	15.882	30.908	32.425	1'45.569	234,9	11:50'52.741
10	26.049	15.739	30.844	32.484	1'45.116	237,9	11:52'37.857
11	26.097	15.821	30.984	9'08.819	10'21.721P	236,9	12:02'59.578
12	34.151	16.432	33.588	33.603	1'57.774P	230,0	12:04'57.352
13	25.941	15.742	30.877	32.224	1'44.784	236,9	12:06'42.136
14	25.880	15.703	30.751	32.212	1'44.546	236,9	12:08'26.682
15	25.982	15.724	30.775	32.303	1'44.784	234,4	12:10'11.466
16	25.963	15.806	30.927	32.307	1'45.003	236,9	12:11'56.469
17	29.528	18.452	31.235	34.472	1'53.687	228,1	12:13'50.156
18	25.884	15.618	30.747	32.187	1'44.436	239,0	12:15'34.592

13° 3 R. DE ROSA (1'44.677)							
Lap	Seg.1	Seg.2	Seg.3	Seg.4	Lap Time	km/h	Local Time
1							11:31'52.277
2	38.932	17.411	34.296	3'44.984	5'15.623P	222,7	11:37'07.900
3	39.513	16.273	32.739	33.620	2'02.145P	230,0	11:39'10.045
4	27.485	16.073	32.005	32.986	1'48.549	233,4	11:40'58.594
5	26.874	15.834	31.296	32.683	1'46.687	234,9	11:42'45.281
6	26.506	15.795	31.063	32.322	1'45.686	236,4	11:44'30.967
7	26.303	15.723	30.977	33.457	1'46.460	236,9	11:46'17.427
8	26.210	15.748	30.843	32.222	1'45.023	235,4	11:48'02.450
9	25.941	15.693	30.794	32.347	1'44.775	236,9	11:49'47.225
10	27.854	16.138	32.181	6'53.221	8'09.394P	230,5	11:57'56.619
11	36.539	15.994	32.019	32.835	1'57.387P	234,4	11:59'54.006
12	25.930	15.750	30.911	32.299	1'44.890	235,4	12:01'38.896
13	26.014	15.700	30.844	32.119	1'44.677	235,9	12:03'23.573
14	27.143	16.092	32.323	3'55.037	5'10.595P	232,5	12:08'34.168
15	33.572	15.976	32.192	32.998	1'54.738P	234,9	12:10'28.906

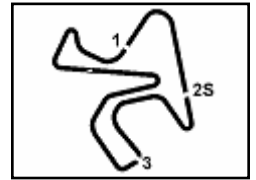
10° 78 H. OKUBO (1'44.487)							
Lap	Seg.1	Seg.2	Seg.3	Seg.4	Lap Time	km/h	Local Time
1							11:30'35.018
2	36.626	17.483	37.642	33.422	2'05.173P	228,6	11:32'40.191
3	26.442	15.890	31.627	32.797	1'46.756	236,4	11:34'26.947
4	26.308	15.783	31.508	33.040	1'46.639	236,9	11:36'13.586
5	26.213	15.887	31.275	36.716	1'50.091	235,9	11:38'03.677
6	26.211	15.841	31.123	32.492	1'45.667	236,4	11:39'49.344
7	29.745	18.791	35.513	7'03.907	8'27.956P	196,2	11:48'17.300
8	35.871	15.753	31.296	32.588	1'55.508P	234,9	11:50'12.808

31/07/2020

P = Pits In/Out - C = Lap Time Cancelled

These data/results cannot be reproduced, stored and/or transmitted in whole or in part by any manner of electronic, mechanical, photocopying, recording, broadcasting or otherwise now known or herein after developed without the previous express consent by the copyright owner, except for reproduction in daily press and regular printed publications on sale to the public within 60 days of the event related to those data/results and always provided that copyright symbol appears together as follows below.

© DORNA WSBK ORGANIZATION Srl 2020



Jerez 4.423 m

### Pirelli Spanish Round, 31 July - 2 August 2020 Chronological Analysis Free Practice 1st Session

**3 / 4**

14° 99 D. WEBB (1'45.140)							
Lap	Seg.1	Seg.2	Seg.3	Seg.4	Lap Time	km/h	Local Time
1							11:32'44.577
2					1'47.476		11:34'32.053
3					1'46.948		11:36'19.001
4					1'47.457		11:38'06.458
5					7'42.998P		11:45'49.456
6	34.493	16.118	31.854	33.278	1'55.743P	236,4	11:47'45.199
7	26.533	15.948	31.509	32.727	1'46.717	236,9	11:49'31.916
8	26.287	15.961	31.096	32.607	1'45.951	238,5	11:51'17.867
9	26.080	15.768	31.080	32.344	1'45.272	<b>239,5</b>	11:53'03.139
10	26.090	15.805	31.085	32.449	1'45.429	239,0	11:54'48.568
11	28.480	16.270	33.261	11'46.400	13'04.411P	234,9	12:07'52.979
12	39.017	16.261	31.924	32.760	1'59.962P	228,6	12:09'52.941
13	26.026	15.759	31.044	<b>32.333</b>	1'45.162	233,9	12:11'38.103
14	26.065	15.751	<b>30.953</b>	<b>32.371</b>	1'45.140	234,4	12:13'23.243
15	<b>26.007</b>	<b>15.741</b>	31.031	32.416	1'45.195	233,9	12:15'08.438

2	37.057	17.394	34.320	34.415	2'03.186P	231,5	11:33'51.719
3	27.359	16.314	32.551	33.421	1'49.645	233,9	11:35'41.364
4	27.422	16.542	32.977	33.485	1'50.426	225,8	11:37'31.790
5	26.581	15.915	31.842	32.754	1'47.092	234,9	11:39'18.882
6	26.522	15.844	31.753	32.881	1'47.000	<b>240,0</b>	11:41'05.882
7	26.357	15.809	31.572	32.728	1'46.466	236,4	11:42'52.348
8	26.902	16.145	32.880	6'38.014	7'53.941P	236,4	11:50'46.289
9	37.781	16.647	32.977	33.333	2'00.738P	233,9	11:52'47.027
10	26.342	15.875	31.569	32.767	1'46.553	236,9	11:54'33.580
11	<b>26.196</b>	15.851	31.517	32.742	1'46.306	235,4	11:56'19.886
12	28.724	16.145	32.360	4'56.715	6'13.944P	232,9	12:02'33.830
13	34.446	16.305	32.231	32.849	1'55.831P	233,9	12:04'29.661
14	26.364	15.751	31.543	<b>32.511</b>	1'46.169	235,4	12:06'15.830
15	26.219	<b>15.738</b>	<b>31.410</b>	32.544	1'45.911	235,4	12:08'01.741
16	27.974	15.769	31.669	32.727	1'48.139	234,9	12:09'49.880

15° 56 P. SEBESTYEN (1'45.172)							
Lap	Seg.1	Seg.2	Seg.3	Seg.4	Lap Time	km/h	Local Time
1		17.612	37.277	35.550	224,0		11:32'41.584
2	27.251	16.040	32.414	33.447	1'49.152	235,9	11:34'30.736
3	26.652	15.866	31.957	32.812	1'47.287	237,4	11:36'18.023
4	31.406	16.148	32.261	33.045	1'52.860	233,9	11:38'10.883
5	26.352	15.867	31.837	32.920	1'46.976	237,4	11:39'57.859
6	26.519	15.951	31.742	32.803	1'47.015	236,4	11:41'44.874
7	26.271	<b>15.734</b>	31.432	32.740	1'46.177	238,5	11:43'31.051
8	26.279	15.739	31.371	32.564	1'45.953	234,9	11:45'17.004
9	26.239	15.890	33.637	8'33.904	9'49.670P	234,9	11:55'06.674
10	34.707	16.609	31.861	33.778	1'56.955P	231,0	11:57'03.629
11	26.375	15.841	31.294	32.743	1'46.253	234,4	11:58'49.882
12	26.109	15.770	31.446	32.712	1'46.037	<b>239,0</b>	12:00'35.919
13	26.119	15.778	31.339	32.539	1'45.775	234,4	12:02'21.694
14	26.200	15.809	31.470	5'17.802	6'31.281P	231,5	12:08'52.975
15	36.082	19.238	35.543	32.992	2'03.855P	154,0	12:10'56.830
16	26.053	15.778	31.247	32.537	1'45.615	229,6	12:12'42.445
17	25.987	15.745	31.156	32.588	1'45.476	229,1	12:14'27.921
18	<b>25.880</b>	15.786	<b>31.075</b>	<b>32.431</b>	1'45.172	228,6	12:16'13.093

18° 9 G. HENDRA PRATAMA (1'45.969)							
Lap	Seg.1	Seg.2	Seg.3	Seg.4	Lap Time	km/h	Local Time
1							11:33'11.680
2					1'52.124		11:35'03.804
3					1'47.324		11:36'51.128
4					1'46.901		11:38'38.029
5					1'46.440		11:40'24.469
6	13'25.523	16.122	32.317	33.007	1'46.969	233,4	11:55'11.438
7	26.357	15.873	31.752	32.643	1'46.625	237,4	11:56'58.063
8	<b>26.134</b>	15.849	31.780	32.555	1'46.318	237,9	11:58'44.381
9	26.414	15.958	31.742	32.529	1'46.643	235,9	12:00'31.024
10	28.081	15.928	32.204	5'41.804	6'58.017P	236,4	12:07'29.041
11	33.788	16.028	37.322	32.630	1'59.768P	235,4	12:09'28.809
12	26.320	<b>15.712</b>	31.491	32.812	1'46.335	<b>238,5</b>	12:11'15.144
13	26.330	15.801	<b>31.370</b>	<b>32.468</b>	1'45.969	237,4	12:13'01.113
14	26.264	15.816	31.715	32.582	1'46.377	237,4	12:14'47.490
15	33.892	15.939	32.543	33.109	1'55.483	236,9	12:16'42.973

16° 25 A. VERDOÏA (1'45.252)							
Lap	Seg.1	Seg.2	Seg.3	Seg.4	Lap Time	km/h	Local Time
1							11:33'10.642
2					1'47.485		11:34'58.127
3					1'46.552		11:36'44.679
4					1'45.278		11:38'29.957
5					1'45.419		11:40'15.376
6					1'47.241		11:42'02.617
7					1'46.595		11:43'49.212
8					1'46.212		11:45'35.424
9					7'41.189P		11:53'16.613
10					2'03.223P		11:55'19.836
11	36.248	17.750	34.182	34.650	2'02.830P	210,8	11:57'22.666
12	26.225	<b>15.662</b>	<b>31.078</b>	32.409	1'45.374	<b>237,4</b>	11:59'08.040
13	26.028	15.748	31.158	<b>32.318</b>	1'45.252	236,4	12:00'53.292
14	26.136	15.879	31.825	7'00.949	8'14.789P	234,9	12:09'08.081
15	33.854	16.880	31.834	35.373	1'57.941P	232,9	12:11'06.022
16	26.140	15.890	31.332	32.690	1'46.052	233,4	12:12'52.074
17	26.168	15.827	31.278	32.473	1'45.746	233,4	12:14'37.820
18	<b>26.023</b>	15.792	31.455	32.494	1'45.764	234,9	12:16'23.584

19° 61 C. ÖNCÜ (1'46.467)							
Lap	Seg.1	Seg.2	Seg.3	Seg.4	Lap Time	km/h	Local Time
1							11:30'43.180
2	35.546	16.532	33.328	34.343	1'59.749P	233,9	11:32'42.929
3	27.034	16.171	32.067	33.073	1'48.345	232,5	11:34'31.274
4	26.408	16.127	31.895	32.877	1'47.307	233,9	11:36'18.581
5	26.405	16.093	31.807	32.762	1'47.067	233,4	11:38'05.648
6	26.534	<b>15.978</b>	31.731	32.835	1'47.078	235,9	11:39'52.726
7	26.378	16.160	31.637	<b>32.734</b>	1'46.909	232,9	11:41'39.635
8	28.553	16.033	31.654	10'56.178	12'12.418P	<b>236,4</b>	11:53'52.053
9	35.693	16.087	31.727	33.111	1'56.618P	234,9	11:55'48.671
10	26.394	16.171	31.592	32.868	1'47.025	234,9	11:57'35.696
11	26.266	16.334	31.714	32.924	1'47.238	232,5	11:59'22.934
12	32.253	16.331	32.549	33.094	1'54.227	232,5	12:01'17.161
13	26.459	16.079	31.575	32.791	1'46.904	234,4	12:03'04.065
14	26.314	16.077	31.519	32.754	1'46.664	232,9	12:04'50.729
15	28.043	16.214	31.593	4'31.566	5'47.416P	234,4	12:10'38.145
16	34.665	16.336	32.115	33.012	1'56.128P	229,1	12:12'34.273
17	<b>26.076</b>	16.195	31.437	32.759	1'46.467	230,5	12:14'20.740
18	26.352	16.238	<b>31.382</b>	32.804	1'46.776	231,5	12:16'07.516

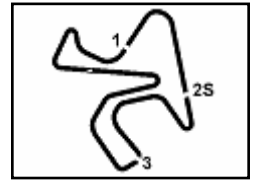
17° 71 C. BERGMAN (1'45.911)							
Lap	Seg.1	Seg.2	Seg.3	Seg.4	Lap Time	km/h	Local Time
1							11:31'48.533

20° 22 F. FULIGNI (1'46.505)							
Lap	Seg.1	Seg.2	Seg.3	Seg.4	Lap Time	km/h	Local Time
1							11:31'45.286
2	35.241	16.416	33.052	9'14.734	10'39.443P	233,9	11:42'24.729
3	33.614	16.285	32.464	33.335	1'55.698P	233,4	11:44'20.427
4	26.885	15.882	31.786	33.138	1'47.691	<b>236,4</b>	11:46'08.118
5	26.582	<b>15.830</b>	31.447	32.992	1'46.851	235,9	11:47'54.969
6	<b>26.247</b>	15.914	<b>31.382</b>	32.962	1'46.505	234,9	11:49'41.474

31/07/2020 P = Pits In/Out - C = Lap Time Cancelled

These data/results cannot be reproduced, stored and/or transmitted in whole or in part by any manner of electronic, mechanical, photocopying, recording, broadcasting or otherwise now known or herein after developed without the previous express consent by the copyright owner, except for reproduction in daily press and regular printed publications on sale to the public within 60 days of the event related to those data/results and always provided that copyright symbol appears together as follows below.

© DORNA WSBK ORGANIZATION Srl 2020



## Pirelli Spanish Round, 31 July - 2 August 2020 Chronological Analysis Free Practice 1st Session

7	26.465	15.897	31.383	<b>32.909</b>	1'46.654	235,9	11:51'28.128	7	26.961	16.182	32.194	33.460	1'48.797	234,4	11:56'42.010
8	26.563	16.027	31.654	6'03.121	7'17.365P	235,4	11:58'45.493	8	26.747	16.075	32.216	33.405	1'48.443	235,9	11:58'30.453
9	35.275	16.234	32.349	33.765	1'57.623P	233,9	12:00'43.116	9	26.777	15.982	33.124	34.269	1'50.152	236,9	12:00'20.605
10	26.728	16.053	31.938	33.119	1'47.838	235,9	12:02'30.954	10	26.831	16.002	32.133	33.441	1'48.407	235,4	12:02'09.012
11	26.661	16.020	31.798	33.278	1'47.757	235,4	12:04'18.711	11	26.971	16.079	32.387	4'08.811	5'24.248P	<b>239,5</b>	12:07'33.260
12	26.714	16.041	31.702	5'14.333	6'28.790P	234,4	12:10'47.501	12	37.106	16.382	32.667	33.849	2'00.004P	232,9	12:09'33.264
13	37.512	16.301	32.022	34.177	2'00.012P	231,5	12:12'47.513	13	26.698	16.047	31.942	33.386	1'48.073	234,4	12:11'21.337
14	26.380	15.921	31.544	32.993	1'46.838	235,9	12:14'34.351	14	<b>26.537</b>	15.938	32.422	33.199	1'48.096	235,4	12:13'09.433
15	26.271	15.948	31.620	32.941	1'46.780	235,4	12:16'21.131	15	26.762	<b>15.885</b>	31.889	33.195	1'47.731	236,9	12:14'57.164
								16	26.611	16.060	<b>31.845</b>	<b>33.051</b>	<b>1'47.567</b>	238,5	12:16'44.731

**21° 83 L. EPIS (1'46.796)**

Lap	Seg.1	Seg.2	Seg.3	Seg.4	Lap Time	km/h	Local Time
1							11:30'06.834
2	33.684	17.196	35.097	35.635	2'01.612P	231,0	11:32'08.446
3	28.233	16.739	33.255	34.211	1'52.438	233,4	11:34'00.884
4	27.435	16.435	32.559	33.923	1'50.352	230,0	11:35'51.236
5	26.757	16.191	32.430	33.769	1'49.147	232,5	11:37'40.383
6	27.030	16.353	32.271	33.423	1'49.077	232,0	11:39'29.460
7	27.537	16.584	32.858	6'22.634	7'39.613P	230,0	11:47'09.073
8	34.432	16.408	32.762	33.835	1'57.437P	231,5	11:49'06.510
9	26.969	16.217	32.045	33.318	1'48.549	<b>235,9</b>	11:50'55.059
10	26.838	16.105	32.084	33.198	1'48.225	234,4	11:52'43.284
11	26.810	16.148	31.847	33.347	1'48.152	233,9	11:54'31.436
12	26.541	16.215	31.727	33.282	1'47.765	232,0	11:56'19.201
13	26.800	16.180	33.373	7'59.040	9'15.393P	<b>235,9</b>	12:05'34.594
14	34.051	16.383	33.348	33.779	1'57.561P	228,1	12:07'32.155
15	26.798	16.291	32.154	<b>32.828</b>	1'48.071	232,0	12:09'20.226
16	26.559	16.137	31.966	33.209	1'47.871	234,9	12:11'08.097
17	<b>26.334</b>	<b>15.924</b>	<b>31.603</b>	32.935	<b>1'46.796</b>	<b>235,9</b>	12:12'54.893
18	26.933	16.514	33.270	33.503	1'50.220	229,6	12:14'45.113
19	26.423	16.126	31.625	33.077	1'47.251	232,5	12:16'32.364

**24° 2 L. MONTELLA (1'52.474)**

Lap	Seg.1	Seg.2	Seg.3	Seg.4	Lap Time	km/h	Local Time
1							11:30'18.628
2	28.824	18.075	35.665	35.658	8'46.029	220,4	11:42'04.657
3	28.666	16.808	33.685	1'22.262	2'41.421P	<b>232,0</b>	11:44'46.078
4	38.742	17.257	34.043	34.999	2'05.041P	230,5	11:46'51.119
5	28.185	16.619	33.528	6'08.671	7'27.003P	230,5	11:54'18.122
6	47.433	18.196	35.094	35.323	2'16.046P	213,6	11:56'34.168
7	28.659	16.974	33.920	<b>34.497</b>	1'54.050	225,8	11:58'28.218
8	<b>27.799</b>	16.704	33.375	34.596	<b>1'52.474</b>	229,6	12:00'20.692
9	28.359	<b>16.527</b>	<b>33.241</b>	7'24.984	8'43.111P	229,6	12:09'03.803

**22° 84 L. CRESSON (1'46.889)**

Lap	Seg.1	Seg.2	Seg.3	Seg.4	Lap Time	km/h	Local Time
1							11:30'25.038
2	33.518	16.744	33.963	34.345	1'58.570P	230,5	11:32'23.608
3	27.267	16.239	32.585	33.759	1'49.850	234,4	11:34'13.458
4	29.626	16.219	32.519	34.012	1'52.376	231,0	11:36'05.834
5	27.095	16.306	32.345	33.669	1'49.415	230,0	11:37'55.249
6	26.942	16.216	32.413	33.514	1'49.085	231,0	11:39'44.334
7	26.729	16.143	32.221	33.325	1'48.418	232,0	11:41'32.752
8	26.564	15.998	31.910	33.146	1'47.618	235,4	11:43'20.370
9	26.473	16.072	34.894	39.688	1'57.127	235,4	11:45'17.497
10	26.565	16.013	31.747	33.600	1'47.925C	236,4	11:47'05.422
11	29.065	16.923	33.105	8'03.863	9'22.956P	230,5	11:56'28.378
12	34.669	16.688	37.427	36.140	2'04.924P	232,5	11:58'33.302
13	26.652	16.027	31.964	33.017	1'47.660	235,4	12:00'20.962
14	27.165	<b>15.854</b>	31.794	33.080	1'47.893	<b>238,5</b>	12:02'08.855
15	26.490	16.018	31.937	33.101	1'47.546	235,4	12:03'56.401
16	26.432	16.012	31.817	33.033	1'47.294	235,4	12:05'43.695
17	30.745	17.613	31.842	3'55.245	5'15.445P	234,4	12:10'59.140
18	34.202	16.174	31.866	33.085	1'55.327P	233,4	12:12'54.467
19	26.401	15.949	31.798	<b>32.931</b>	1'47.079	235,4	12:14'41.546
20	<b>26.308</b>	15.986	<b>31.654</b>	32.941	<b>1'46.889</b>	234,9	12:16'28.435

**23° 52 P. HOBELSBERGER (1'47.567)**

Lap	Seg.1	Seg.2	Seg.3	Seg.4	Lap Time	km/h	Local Time
1							11:32'20.466
2	27.353	16.171	32.742	33.563	1'49.829	236,9	11:34'10.295
3	26.744	16.032	32.367	36.230	1'51.373	235,9	11:36'01.668
4	37.241				14'58.356P		11:51'00.024
5	36.627	17.192	35.002	34.965	2'03.786P	227,7	11:53'03.810
6	27.213	16.116	32.642	33.432	1'49.403	235,4	11:54'53.213

31/07/2020 P = Pits In/Out - C = Lap Time Cancelled

These data/results cannot be reproduced, stored and/or transmitted in whole or in part by any manner of electronic, mechanical, photocopying, recording, broadcasting or otherwise now known or herein after developed without the previous express consent by the copyright owner, except for reproduction in daily press and regular printed publications on sale to the public within 60 days of the event related to those data/results and always provided that copyright symbol appears together as follows below.

© DORNA WSBK ORGANIZATION Srl 2020