

Pirelli Spanish Round, 31 July - 2 August 2020

Results Free Practice 2nd Session

Jerez 4.423 m

1 / 2

No.	Rider	Nat	Team	Bike	Class	Time	Gap	Rel.	Laps	Speed	
										Avg	Max
1	55 A. LOCATELLI	ITA	BARDAHL Evan Bros. WorldSSP Team	Yamaha YZF R6		1'43.115			15	154,418	240,5
2	32 I. VIÑALES	ESP	Kallio Racing	Yamaha YZF R6		1'44.050	0.935	0.935	14	153,030	242,6
3	5 P. OETTL	GER	Kawasaki Puccetti Racing	Kawasaki ZX-6R		1'44.152	1.037	0.102	17	152,880	243,2
4	16 J. CLUZEL	FRA	GMT94 Yamaha	Yamaha YZF R6		1'44.224	1.109	0.072	19	152,775	240,5
5	38 H. SOOMER	EST	Kallio Racing	Yamaha YZF R6		1'44.398	1.283	0.174	12	152,520	239,0
6	4 S. ODENDAAL	RSA	EAB Ten Kate Racing	Yamaha YZF R6		1'44.443	1.328	0.045	18	152,454	245,3
7	3 R. DE ROSA	ITA	MV Agusta Reparto Corse	MV Agusta F3 675		1'44.497	1.382	0.054	17	152,376	235,9
8	44 L. MAHIAS	FRA	Kawasaki Puccetti Racing	Kawasaki ZX-6R		1'44.604	1.489	0.107	19	152,220	235,4
9	81 M. GONZALEZ	ESP	Kawasaki ParkinGO Team	Kawasaki ZX-6R		1'44.610	1.495	0.006	13	152,211	236,4
10	78 H. OKUBO	JPN	Dynavolt Honda	Honda CBR600RR		1'44.640	1.525	0.030	18	152,167	234,4
11	99 D. WEBB	GBR	WRP Wepol Racing	Yamaha YZF R6		1'45.025	1.910	0.385	16	151,610	241,6
12	12 A. RUIZ CARRANZA	ESP	EMPERADOR Racing Team	Yamaha YZF R6	*	1'45.036	1.921	0.011	3	151,594	236,9
13	47 A. BASSANI	ITA	Soradis Yamaha Motoxrcing	Yamaha YZF R6	*	1'45.083	1.968	0.047	17	151,526	240,0
14	94 C. PEROLARI	FRA	GMT94 Yamaha	Yamaha YZF R6		1'45.244	2.129	0.161	15	151,294	240,5
15	56 P. SEBESTYEN	HUN	OXXO Yamaha Team Toth	Yamaha YZF R6		1'45.394	2.279	0.150	13	151,079	238,5
16	61 C. ÖNCÜ	TUR	Turkish Racing Team	Kawasaki ZX-6R		1'45.629	2.514	0.235	13	150,743	236,9
17	25 A. VERDOÍA	FRA	bLU cRU WorldSSP by MS Racing	Yamaha YZF R6		1'45.822	2.707	0.193	16	150,468	235,4
18	22 F. FULIGNI	ITA	MV Agusta Reparto Corse	MV Agusta F3 675		1'45.999	2.884	0.177	17	150,217	236,4
19	71 C. BERGMAN	SWE	Wójcik Racing Team	Yamaha YZF R6		1'46.073	2.958	0.074	12	150,112	234,4
20	9 G. HENDRA PRATAMA	INA	bLU cRU WorldSSP by MS Racing	Yamaha YZF R6		1'46.073	2.958	0.000	17	150,112	237,4
21	52 P. HOBELSBERGER	GER	Dynavolt Honda	Honda CBR600RR		1'46.697	3.582	0.624	15	149,234	234,9
22	83 L. EPIS	AUS	MPM Routz Racing Team	Yamaha YZF R6		1'47.266	4.151	0.569	16	148,442	232,0
23	84 L. CRESSON	BEL	OXXO Yamaha Team Toth	Yamaha YZF R6		1'47.290	4.175	0.024	11	148,409	234,9
24	2 L. MONTELLA	ITA	DK MOTORSPORT	Yamaha YZF R6	*	1'49.584	6.469	2.294	10	145,302	231,0

Qualifying Lap Time (107% of 1'43.115): 1'50.334

* WorldSSP Challenge

AIR	Humidity:	51%	Temp:	35°C
TRACK	Condition:	Dry	Temp:	44°C

Records	Pole (SP)	2019	R. Krummenacher	1'41.775	156,450	Km/h
	Race (RC)	2019	F. Caricasulo	1'42.532	155,300	Km/h
	All Times (SP)	2019	R. Krummenacher	1'41.775	156,450	Km/h

Start 31/07/2020 16:00 End 16:46 The results are provisional until the end of the time limit for protests and appeals and the completion of the technical checks.

These data/results cannot be reproduced, stored and/or transmitted in whole or in part by any manner of electronic, mechanical, photocopying, recording, broadcasting or otherwise now known or herein after developed without the previous express consent by the copyright owner, except for reproduction in daily press and regular printed publications on sale to the public within 60 days of the event related to those data/results and always provided that copyright symbol appears together as follows below.

© DORNA WSBK ORGANIZATION Srl 2020



Pirelli Spanish Round, 31 July - 2 August 2020

Results Free Practice 2nd Session

Session Highlights

Local Time	No. Rider	Description
16.00.00		Start
16.00.03		WorldSSP Pit Intervention Time: 1min 11secs
16.21.43	61 C. ÖNCÜ	Current Lap Cancelled - Exceeded Track Limits - Turn 13
16.42.58	9 G. HENDRA PRATAMA	On the Gravel - Re-Joined - Turn 11
16.43.25	12 A. RUIZ CARRANZA	Crashed - Turn 11
16.46.43		End Of Session

Fastest Laps Sequence

No.	Rider	Nat	Team	Bike	Local Time	Time	Gap	Avg
83	L. EPIS	AUS	MPM Routz Racing Team	Yamaha YZF R6	16:03'48.126	1'48.277		147,056
78	H. OKUBO	JPN	Dynavolt Honda	Honda CBR600RR	16:04'00.578	1'45.593	-2.684	150,794
32	I. VIÑALES	ESP	Kallio Racing	Yamaha YZF R6	16:04'03.442	1'45.104	-0.489	151,496
55	A. LOCATELLI	ITA	BARDAHL Evan Bros. WorldSSP Team	Yamaha YZF R6	16:04'59.301	1'43.296	-1.808	154,147
55	A. LOCATELLI	ITA	BARDAHL Evan Bros. WorldSSP Team	Yamaha YZF R6	16:06'42.416	1'43.115	-0.181	154,418

31/07/2020 Start End The results are provisional until the end of the time limit for protests and appeals
 16:00 16:46 and the completion of the technical checks.

These data/results cannot be reproduced, stored and/or transmitted in whole or in part by any manner of electronic, mechanical, photocopying, recording, broadcasting or otherwise now known or herein after developed without the previous express consent by the copyright owner, except for reproduction in daily press and regular printed publications on sale to the public within 60 days of the event related to those data/results and always provided that copyright symbol appears together as follows below.

© DORNA WSBK ORGANIZATION Srl 2020



Pirelli Spanish Round, 31 July - 2 August 2020

Free Practices Combined Results after FP2

Jerez 4.423 m

No.	Rider	Nat	Team	Bike	Class	FP1	FP2	FP3	Time	Gap	Rel.	Avg	LL
1	55 A. LOCATELLI	ITA	BARDAHL Evan Bros. WorldSSP Team	Yamaha YZF R6		1'42.988	1'43.115		1'42.988			154,608	29
2	4 S. ODENDAAL	RSA	EAB Ten Kate Racing	Yamaha YZF R6		1'43.399	1'44.443		1'43.399	0.411	0.411	153,994	35
3	5 P. OETTL	GER	Kawasaki Puccetti Racing	Kawasaki ZX-6R		1'43.445	1'44.152		1'43.445	0.457	0.046	153,925	35
4	16 J. CLUZEL	FRA	GMT94 Yamaha	Yamaha YZF R6		1'43.451	1'44.224		1'43.451	0.463	0.006	153,916	34
5	44 L. MAHIAS	FRA	Kawasaki Puccetti Racing	Kawasaki ZX-6R		1'43.577	1'44.604		1'43.577	0.589	0.126	153,729	35
6	32 I. VIÑALES	ESP	Kallio Racing	Yamaha YZF R6		1'43.718	1'44.050		1'43.718	0.730	0.141	153,520	29
7	38 H. SOOMER	EST	Kallio Racing	Yamaha YZF R6		1'44.059	1'44.398		1'44.059	1.071	0.341	153,017	28
8	94 C. PEROLARI	FRA	GMT94 Yamaha	Yamaha YZF R6		1'44.106	1'45.244		1'44.106	1.118	0.047	152,948	30
9	47 A. BASSANI	ITA	Soradis Yamaha Motoxracing	Yamaha YZF R6	*	1'44.436	1'45.083		1'44.436	1.448	0.330	152,465	34
10	78 H. OKUBO	JPN	Dynavolt Honda	Honda CBR600RR		1'44.487	1'44.640		1'44.487	1.499	0.051	152,390	34
11	3 R. DE ROSA	ITA	MV Agusta Reparto Corse	MV Agusta F3 675		1'44.677	1'44.497		1'44.497	1.509	0.010	152,376	31
12	12 A. RUIZ CARRANZA	ESP	EMPERADOR Racing Team	Yamaha YZF R6	*	1'44.539	1'45.036		1'44.539	1.551	0.042	152,314	14
13	81 M. GONZALEZ	ESP	Kawasaki ParkinGO Team	Kawasaki ZX-6R		1'44.544	1'44.610		1'44.544	1.556	0.005	152,307	28
14	99 D. WEBB	GBR	WRP Wepol Racing	Yamaha YZF R6		1'45.140	1'45.025		1'45.025	2.037	0.481	151,610	30
15	56 P. SEBESTYEN	HUN	OXXO Yamaha Team Toth	Yamaha YZF R6		1'45.172	1'45.394		1'45.172	2.184	0.147	151,398	30
16	25 A. VERDOÑA	FRA	bLU cRU WorldSSP by MS Racing	Yamaha YZF R6		1'45.252	1'45.822		1'45.252	2.264	0.080	151,283	33
17	61 C. ÖNCÜ	TUR	Turkish Racing Team	Kawasaki ZX-6R		1'46.467	1'45.629		1'45.629	2.641	0.377	150,743	30
18	71 C. BERGMAN	SWE	Wójcik Racing Team	Yamaha YZF R6		1'45.911	1'46.073		1'45.911	2.923	0.282	150,341	27
19	9 G. HENDRA PRATAMA	INA	bLU cRU WorldSSP by MS Racing	Yamaha YZF R6		1'45.969	1'46.073		1'45.969	2.981	0.058	150,259	31
20	22 F. FULIGNI	ITA	MV Agusta Reparto Corse	MV Agusta F3 675		1'46.505	1'45.999		1'45.999	3.011	0.030	150,217	31
21	52 P. HOBELSBERGER	GER	Dynavolt Honda	Honda CBR600RR		1'47.567	1'46.697		1'46.697	3.709	0.698	149,234	30
22	83 L. EPIS	AUS	MPM Routz Racing Team	Yamaha YZF R6		1'46.796	1'47.266		1'46.796	3.808	0.099	149,095	34
23	84 L. CRESSON	BEL	OXXO Yamaha Team Toth	Yamaha YZF R6		1'46.889	1'47.290		1'46.889	3.901	0.093	148,966	30
24	2 L. MONTELLA	ITA	DK MOTORSPORT	Yamaha YZF R6	*	1'52.474	1'49.584		1'49.584	6.596	2.695	145,302	18

* WorldSSP Challenge

31/07/2020

These data/results cannot be reproduced, stored and/or transmitted in whole or in part by any manner of electronic, mechanical, photocopying, recording, broadcasting or otherwise now known or herein after developed without the previous express consent by the copyright owner, except for reproduction in daily press and regular printed publications on sale to the public within 60 days of the event related to those data/results and always provided that copyright symbol appears together as follows below.

© DORNA WSBK ORGANIZATION Srl 2020

FICR PERUGIA TIMING



Official Tyre Supplier



Official Timekeeper

Pirelli Spanish Round, 31 July - 2 August 2020

Best Sectors & Speed Free Practice 2nd Session

BEST LAP		
1	55 A. LOCATELLI	Yamaha YZF R6 1'43.115
2	32 I. VIÑALES	Yamaha YZF R6 1'44.050
3	5 P. OETTL	Kawasaki ZX-6R 1'44.152
4	16 J. CLUZEL	Yamaha YZF R6 1'44.224
5	38 H. SOOMER	Yamaha YZF R6 1'44.398
6	4 S. ODENDAAL	Yamaha YZF R6 1'44.443
7	3 R. DE ROSA	MV Agusta F3 675 1'44.497
8	44 L. MAHIAS	Kawasaki ZX-6R 1'44.604
9	81 M. GONZALEZ	Kawasaki ZX-6R 1'44.610
10	78 H. OKUBO	Honda CBR600RR 1'44.640
11	99 D. WEBB	Yamaha YZF R6 1'45.025
12	12 A. RUIZ CARRANZA	Yamaha YZF R6 1'45.036
13	47 A. BASSANI	Yamaha YZF R6 1'45.083
14	94 C. PEROLARI	Yamaha YZF R6 1'45.244
15	56 P. SEBESTYEN	Yamaha YZF R6 1'45.394
16	61 C. ÖNCÜ	Kawasaki ZX-6R 1'45.629
17	25 A. VERDOÏA	Yamaha YZF R6 1'45.822
18	22 F. FULIGNI	MV Agusta F3 675 1'45.999
19	9 G. HENDRA PRATAMA	Yamaha YZF R6 1'46.073
20	71 C. BERGMAN	Yamaha YZF R6 1'46.073
21	52 P. HOBELSBERGER	Honda CBR600RR 1'46.697
22	83 L. EPIS	Yamaha YZF R6 1'47.266
23	84 L. CRESSON	Yamaha YZF R6 1'47.290
24	2 L. MONTELLA	Yamaha YZF R6 1'49.584

SPEED		
1	4 S. ODENDAAL	Yamaha YZF R6 245.3
2	5 P. OETTL	Kawasaki ZX-6R 243.2
3	32 I. VIÑALES	Yamaha YZF R6 242.6
4	99 D. WEBB	Yamaha YZF R6 241.6
5	16 J. CLUZEL	Yamaha YZF R6 240.5
6	55 A. LOCATELLI	Yamaha YZF R6 240.5
7	94 C. PEROLARI	Yamaha YZF R6 240.5
8	47 A. BASSANI	Yamaha YZF R6 240.0
9	38 H. SOOMER	Yamaha YZF R6 239.0
10	56 P. SEBESTYEN	Yamaha YZF R6 238.5
11	9 G. HENDRA PRATAMA	Yamaha YZF R6 237.4
12	12 A. RUIZ CARRANZA	Yamaha YZF R6 236.9
13	61 C. ÖNCÜ	Kawasaki ZX-6R 236.9
14	81 M. GONZALEZ	Kawasaki ZX-6R 236.4
15	22 F. FULIGNI	MV Agusta F3 675 236.4
16	3 R. DE ROSA	MV Agusta F3 675 235.9
17	25 A. VERDOÏA	Yamaha YZF R6 235.4
18	44 L. MAHIAS	Kawasaki ZX-6R 235.4
19	84 L. CRESSON	Yamaha YZF R6 234.9
20	52 P. HOBELSBERGER	Honda CBR600RR 234.9
21	78 H. OKUBO	Honda CBR600RR 234.4
22	71 C. BERGMAN	Yamaha YZF R6 234.4
23	83 L. EPIS	Yamaha YZF R6 232.0
24	2 L. MONTELLA	Yamaha YZF R6 231.0

SEG. 1		
1	55 A. LOCATELLI	25.514
2	5 P. OETTL	25.626
3	4 S. ODENDAAL	25.687
4	32 I. VIÑALES	25.698
5	78 H. OKUBO	25.707
6	38 H. SOOMER	25.718
7	44 L. MAHIAS	25.753
8	16 J. CLUZEL	25.757
9	3 R. DE ROSA	25.757
10	81 M. GONZALEZ	25.776
11	47 A. BASSANI	25.806
12	12 A. RUIZ CARRANZA	25.826
13	56 P. SEBESTYEN	25.924
14	99 D. WEBB	25.935
15	22 F. FULIGNI	25.971
16	61 C. ÖNCÜ	25.972
17	25 A. VERDOÏA	26.041
18	94 C. PEROLARI	26.053
19	71 C. BERGMAN	26.161
20	52 P. HOBELSBERGER	26.273
21	9 G. HENDRA PRATAMA	26.364
22	84 L. CRESSON	26.436
23	83 L. EPIS	26.461
24	2 L. MONTELLA	26.948

SEG. 2		
1	4 S. ODENDAAL	15.527
2	55 A. LOCATELLI	15.554
3	16 J. CLUZEL	15.579
4	81 M. GONZALEZ	15.600
5	5 P. OETTL	15.608
6	32 I. VIÑALES	15.633
7	99 D. WEBB	15.680
8	56 P. SEBESTYEN	15.687
9	3 R. DE ROSA	15.698
10	81 M. GONZALEZ	15.701
11	78 H. OKUBO	15.702
12	12 A. RUIZ CARRANZA	15.704
13	47 A. BASSANI	15.710
14	94 C. PEROLARI	15.715
15	44 L. MAHIAS	15.743
16	71 C. BERGMAN	15.763
17	25 A. VERDOÏA	15.817
18	9 G. HENDRA PRATAMA	15.831
19	22 F. FULIGNI	15.860
20	61 C. ÖNCÜ	15.891
21	84 L. CRESSON	15.945
22	52 P. HOBELSBERGER	16.023
23	83 L. EPIS	16.062
24	2 L. MONTELLA	16.347

SEG. 3		
1	55 A. LOCATELLI	30.451
2	5 P. OETTL	30.578
3	32 I. VIÑALES	30.692
4	3 R. DE ROSA	30.705
5	4 S. ODENDAAL	30.709
6	16 J. CLUZEL	30.711
7	38 H. SOOMER	30.764
8	12 A. RUIZ CARRANZA	30.860
9	44 L. MAHIAS	30.906
10	78 H. OKUBO	30.910
11	99 D. WEBB	30.929
12	81 M. GONZALEZ	30.955
13	47 A. BASSANI	30.962
14	94 C. PEROLARI	31.038
15	56 P. SEBESTYEN	31.060
16	22 F. FULIGNI	31.173
17	61 C. ÖNCÜ	31.198
18	25 A. VERDOÏA	31.311
19	71 C. BERGMAN	31.339
20	9 G. HENDRA PRATAMA	31.386
21	52 P. HOBELSBERGER	31.583
22	83 L. EPIS	31.602
23	84 L. CRESSON	31.753
24	2 L. MONTELLA	32.191

SEG. 4		
1	55 A. LOCATELLI	31.551
2	32 I. VIÑALES	31.893
3	5 P. OETTL	31.967
4	16 J. CLUZEL	32.039
5	44 L. MAHIAS	32.090
6	81 M. GONZALEZ	32.094
7	38 H. SOOMER	32.173
8	4 S. ODENDAAL	32.180
9	3 R. DE ROSA	32.242
10	78 H. OKUBO	32.259
11	94 C. PEROLARI	32.271
12	99 D. WEBB	32.276
13	12 A. RUIZ CARRANZA	32.282
14	47 A. BASSANI	32.302
15	56 P. SEBESTYEN	32.378
16	61 C. ÖNCÜ	32.431
17	9 G. HENDRA PRATAMA	32.492
18	71 C. BERGMAN	32.502
19	25 A. VERDOÏA	32.520
20	22 F. FULIGNI	32.761
21	52 P. HOBELSBERGER	32.818
22	84 L. CRESSON	32.901
23	83 L. EPIS	33.058
24	2 L. MONTELLA	33.806

31/07/2020

These data/results cannot be reproduced, stored and/or transmitted in whole or in part by any manner of electronic, mechanical, photocopying, recording, broadcasting or otherwise now known or herein after developed without the previous express consent by the copyright owner, except for reproduction in daily press and regular printed publications on sale to the public within 60 days of the event related to those data/results and always provided that copyright symbol appears together as follows below.

© DORNA WSBK ORGANIZATION Srl 2020

FICR PERUGIA TIMING



Official Tyre Supplier



Official Timekeeper



Pirelli Spanish Round, 31 July - 2 August 2020

Ideal Times Free Practice 2nd Session

Jerez 4.423 m

No.	Rider	Nat	Bike	Seg. 1	Seg. 2	Seg. 3	Seg. 4	Ideal Time		
				Diff. 1	Diff. 2	Diff. 3	Diff. 4	Best Lap	Pos.	Diff.
1	55 A. LOCATELLI	ITA	Yamaha YZF R6	25.514 +0.037	15.554 +0.008	30.451	31.551	1'43.070 1'43.115	1	0.045
2	5 P. OETTL	GER	Kawasaki ZX-6R	25.626 +0.069	15.608	30.578	31.967 +0.304	1'43.779 1'44.152	3	0.373
3	32 I. VIÑALES	ESP	Yamaha YZF R6	25.698	15.633 +0.093	30.692	31.893 +0.041	1'43.916 1'44.050	2	0.134
4	16 J. CLUZEL	FRA	Yamaha YZF R6	25.757 +0.058	15.579 +0.061	30.711 +0.011	32.039 +0.008	1'44.086 1'44.224	4	0.138
5	4 S. ODENDAAL	RSA	Yamaha YZF R6	25.687 +0.089	15.527 +0.170	30.709	32.180 +0.081	1'44.103 1'44.443	6	0.340
6	38 H. SOOMER	EST	Yamaha YZF R6	25.718	15.701	30.764 +0.042	32.173	1'44.356 1'44.398	5	0.042
7	3 R. DE ROSA	ITA	MV Agusta F3 675	25.757	15.698 +0.070	30.705	32.242 +0.025	1'44.402 1'44.497	7	0.095
8	81 M. GONZALEZ	ESP	Kawasaki ZX-6R	25.776 +0.139	15.600 +0.046	30.955	32.094	1'44.425 1'44.610	9	0.185
9	44 L. MAHIAS	FRA	Kawasaki ZX-6R	25.753	15.743 +0.070	30.906	32.090 +0.042	1'44.492 1'44.604	8	0.112
10	78 H. OKUBO	JPN	Honda CBR600RR	25.707	15.702	30.910 +0.049	32.259 +0.013	1'44.578 1'44.640	10	0.062
11	12 A. RUIZ CARRANZA	ESP	Yamaha YZF R6	25.826 +0.091	15.704 +0.127	30.860 +0.146	32.282	1'44.672 1'45.036	12	0.364
12	47 A. BASSANI	ITA	Yamaha YZF R6	25.806 +0.060	15.710 +0.056	30.962 +0.185	32.302 +0.002	1'44.780 1'45.083	13	0.303
13	99 D. WEBB	GBR	Yamaha YZF R6	25.935	15.680 +0.095	30.929 +0.110	32.276	1'44.820 1'45.025	11	0.205
14	56 P. SEBESTYEN	HUN	Yamaha YZF R6	25.924 +0.233	15.687 +0.112	31.060	32.378	1'45.049 1'45.394	15	0.345
15	94 C. PEROLARI	FRA	Yamaha YZF R6	26.053 +0.019	15.715 +0.098	31.038	32.271 +0.050	1'45.077 1'45.244	14	0.167
16	61 C. ÖNCÜ	TUR	Kawasaki ZX-6R	25.972 +0.047	15.891 +0.090	31.198	32.431	1'45.492 1'45.629	16	0.137
17	25 A. VERDOÑA	FRA	Yamaha YZF R6	26.041	15.817 +0.112	31.311	32.520 +0.021	1'45.689 1'45.822	17	0.133
18	71 C. BERGMAN	SWE	Yamaha YZF R6	26.161 +0.101	15.763 +0.128	31.339	32.502 +0.079	1'45.765 1'46.073	19	0.308
19	22 F. FULIGNI	ITA	MV Agusta F3 675	25.971 +0.234	15.860	31.173	32.761	1'45.765 1'45.999	18	0.234
20	9 G. HENDRA PRATAMA	INA	Yamaha YZF R6	26.364	15.831	31.386	32.492	1'46.073 1'46.073	20	
21	52 P. HOBELSBERGER	GER	Honda CBR600RR	26.273	16.023	31.583	32.818	1'46.697 1'46.697	21	
22	84 L. CRESSON	BEL	Yamaha YZF R6	26.436 +0.003	15.945 +0.090	31.753 +0.105	32.901 +0.057	1'47.035 1'47.290	23	0.255
23	83 L. EPIS	AUS	Yamaha YZF R6	26.461 +0.035	16.062 +0.039	31.602 +0.009	33.058	1'47.183 1'47.266	22	0.083
24	2 L. MONTELLA	ITA	Yamaha YZF R6	26.948 +0.278	16.347	32.191	33.806 +0.014	1'49.292 1'49.584	24	0.292
Overall Ideal Time				25.514	15.527	30.451	31.551	1'43.043		

31/07/2020

These data/results cannot be reproduced, stored and/or transmitted in whole or in part by any manner of electronic, mechanical, photocopying, recording, broadcasting or otherwise now known or herein after developed without the previous express consent by the copyright owner, except for reproduction in daily press and regular printed publications on sale to the public within 60 days of the event related to those data/results and always provided that copyright symbol appears together as follows below.

© DORNA WSBK ORGANIZATION Srl 2020

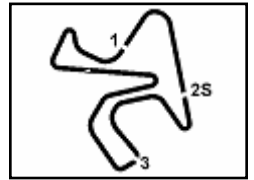
FICR PERUGIA TIMING



Official Tyre Supplier



Official Timekeeper



Jerez 4.423 m

1 / 4

1° 55 A. LOCATELLI (1'43.115)							
Lap	Seg.1	Seg.2	Seg.3	Seg.4	Lap Time	km/h	Local Time
1							16:01'24.641
2	32.757	15.968	30.973	31.666	1'51.364P	236,4	16:03'16.005
3	25.594	15.596	30.504	31.602	1'43.296	238,5	16:04'59.301
4	25.551	15.562	30.451	31.551	1'43.115	240,0	16:06'42.416
5	25.554	15.623	30.519	31.661	1'43.357	238,5	16:08'25.773
6	25.594	15.554	30.591	31.871	1'43.610	240,0	16:10'09.383
7	25.586	15.635	30.520	31.691	1'43.432	239,0	16:11'52.815
8	25.602	15.599	30.517	31.707	1'43.425	239,0	16:13'36.240
9	27.667	16.641	30.832	16'36.606	17'51.746P	240,0	16:31'27.986
10	30.775	15.910	30.981	32.060	1'49.726P	237,4	16:33'17.712
11	25.667	15.638	30.631	31.784	1'43.720	240,0	16:35'01.432
12	25.604	15.637	30.810	32.179	1'44.230	240,0	16:36'45.662
13	25.669	15.615	31.047	3'01.019	4'13.350P	240,5	16:40'59.012
14	32.971	15.669	33.429	32.149	1'54.218P	239,0	16:42'53.230
15	25.514	15.607	30.582	31.672	1'43.375	240,5	16:44'36.605
16	25.597	15.632	30.549	31.654	1'43.432	240,0	16:46'20.037

4	25.974	15.655	32.112	32.386	1'46.127	239,5	16:06'28.743
5	26.008	15.703	30.976	32.179	1'44.866	237,9	16:08'13.609
6	25.863	15.579	31.025	32.200	1'44.667	240,5	16:09'58.276
7	25.975	15.740	31.044	32.280	1'45.039	237,4	16:11'43.315
8	27.927	16.002	38.601	32.244	1'54.774	235,4	16:13'38.089
9	26.158	15.804	30.975	32.137	1'45.074	236,9	16:15'23.163
10	25.998	15.711	31.407	32.283	1'45.399	239,0	16:17'08.562
11	26.129	15.823	31.216	11'29.532	12'42.700P	236,9	16:29'51.262
12	37.795	16.818	32.696	32.642	1'59.951P	229,6	16:31'51.213
13	25.757	15.726	30.951	32.124	1'44.558	236,4	16:33'35.771
14	25.815	15.640	30.722	32.047	1'44.224	236,4	16:35'19.995
15	25.893	16.631	39.865	32.882	1'55.271	190,8	16:37'15.266
16	25.886	15.667	30.804	32.193	1'44.550	239,5	16:38'59.816
17	25.774	15.607	31.032	33.485	1'45.898	240,5	16:40'45.714
18	25.901	15.628	30.711	32.039	1'44.279	238,5	16:42'29.993
19	26.067	17.417	31.623	32.399	1'47.506	218,3	16:44'17.499
20	25.759	15.704	30.904	32.135	1'44.502	236,9	16:46'02.001

2° 32 I. VIÑALES (1'44.050)							
Lap	Seg.1	Seg.2	Seg.3	Seg.4	Lap Time	km/h	Local Time
1		17.058	33.927	40.087		212,8	16:02'18.338
2	26.056	15.728	31.112	32.208	1'45.104	238,5	16:04'03.442
3	29.279	15.867	31.185	32.506	1'48.837	236,4	16:05'52.279
4	25.817	15.633	31.154	32.559	1'45.163	242,6	16:07'37.442
5	25.882	15.644	31.214	32.221	1'44.961	242,6	16:09'22.403
6	25.904	15.788	30.887	32.096	1'44.675	236,4	16:11'07.078
7	25.874	15.807	30.861	32.165	1'44.707	235,9	16:12'51.785
8	25.904	15.993	36.553	32.390	1'50.840	234,9	16:14'42.625
9	26.802	16.183	31.638	32.627	1'319.054	229,6	16:28'01.679
10	26.071	15.986	31.131	32.506	1'45.694	231,0	16:29'47.373
11	26.057	16.078	31.533	33.015	9'22.496	232,5	16:39'09.869
12	25.802	15.759	30.706	32.066	1'44.333	235,4	16:40'54.202
13	25.806	15.790	30.717	31.893	1'44.206	233,9	16:42'38.408
14	25.698	15.726	30.692	31.934	1'44.050	236,4	16:44'22.458
15	33.036	15.945	30.989	32.189	1'52.159	235,9	16:46'14.617

5° 38 H. SOOMER (1'44.398)							
Lap	Seg.1	Seg.2	Seg.3	Seg.4	Lap Time	km/h	Local Time
1		16.049	31.533	33.503		231,5	16:02'16.474
2	26.384	15.934	31.370	32.474	1'46.162	239,0	16:04'02.636
3	25.986	15.729	31.224	32.851	1'45.790	237,9	16:05'48.426
4	26.187	15.908	30.938	32.436	1'45.469	234,4	16:07'33.895
5	25.990	15.975	31.096	32.471	8'33.494	233,9	16:16'07.389
6	25.919	16.002	31.013	32.212	1'45.146	233,4	16:17'52.535
7	26.043	15.927	31.007	32.581	1'45.558	231,5	16:19'38.093
8	30.236	16.158	31.406	32.481	12'53.588	229,6	16:32'31.681
9	25.731	15.756	30.764	32.339	1'44.590	232,9	16:34'16.271
10	25.927	15.748	30.829	32.307	1'44.811	232,0	16:36'01.082
11	26.614	15.902	31.707	32.644	5'30.743	232,9	16:41'31.825
12	26.818	15.857	31.131	32.364	1'46.170	233,9	16:43'17.995
13	25.718	15.701	30.806	32.173	1'44.398	233,4	16:45'02.393

6° 4 S. ODENDAAL (1'44.443)							
Lap	Seg.1	Seg.2	Seg.3	Seg.4	Lap Time	km/h	Local Time
1							16:01'45.465
2	35.031	16.606	32.017	32.741	1'56.395P	232,0	16:03'41.860
3	26.151	15.873	31.243	32.619	1'45.886	236,9	16:05'27.746
4	25.886	15.750	31.280	32.324	1'45.240	236,9	16:07'12.986
5	26.200	15.823	31.361	32.352	1'45.736	238,5	16:08'58.722
6	25.913	15.837	31.075	32.291	1'45.116	236,9	16:10'43.838
7	28.281	16.206	34.732	11'42.134	13'01.353P	234,4	16:23'45.191
8	34.425	16.119	31.476	32.660	1'54.680P	234,9	16:25'39.871
9	26.081	15.715	31.334	32.465	1'45.595	238,5	16:27'25.466
10	25.909	15.701	30.800	32.287	1'44.697	236,9	16:29'10.163
11	25.714	15.699	30.751	32.339	1'44.503	236,4	16:30'54.666
12	25.811	15.682	30.880	32.273	1'44.646	236,9	16:32'39.312
13	25.903	15.738	30.877	32.502	1'45.020	239,0	16:34'24.332
14	26.165	15.733	30.962	32.294	1'45.154	237,9	16:36'09.486
15	26.093	15.801	32.911	1'36.017	2'50.822P	236,9	16:39'00.308
16	36.544	15.846	31.271	32.632	1'56.293P	239,0	16:40'56.601
17	25.884	15.653	30.922	32.180	1'44.639	240,5	16:42'41.240
18	25.687	15.527	31.056	32.334	1'44.604	245,3	16:44'25.844
19	25.776	15.697	30.709	32.261	1'44.443	237,9	16:46'10.287

3° 5 P. OETTL (1'44.152)							
Lap	Seg.1	Seg.2	Seg.3	Seg.4	Lap Time	km/h	Local Time
1							15:59'57.972
2	51.470	16.511	35.132	35.053	2'18.166P	233,9	16:02'16.138
3	26.272	15.759	31.283	34.750	1'48.064	243,2	16:04'04.202
4	25.958	15.676	31.093	32.221	1'44.948	238,5	16:05'49.150
5	26.366	15.838	31.097	32.306	1'45.607	241,6	16:07'34.757
6	25.863	15.672	31.037	32.523	1'45.095	236,4	16:09'19.852
7	25.877	15.738	30.884	32.239	1'44.738	236,4	16:11'04.590
8	25.733	15.749	30.866	32.261	1'44.609	234,9	16:12'49.199
9	27.590	16.057	31.872	5'43.984	6'59.503P	231,5	16:19'48.702
10	32.639	16.182	30.983	32.411	1'52.215P	235,4	16:21'40.917
11	25.688	15.723	30.677	32.172	1'44.260	236,9	16:23'25.177
12	25.975	15.639	30.990	32.256	1'44.860	238,5	16:25'10.037
13	29.182	15.956	31.660	9'55.874	11'12.672P	232,5	16:36'22.709
14	47.329	16.658	32.171	35.346	2'11.504P	199,1	16:38'34.213
15	26.017	15.695	30.687	31.967	1'44.366	237,9	16:40'18.579
16	25.695	15.608	30.578	32.271	1'44.152	236,4	16:42'02.731
17	25.626	15.684	30.966	32.571	1'44.847	236,9	16:43'47.578
18	30.160	16.069	31.498	32.474	1'50.201	232,5	16:45'37.779

7° 3 R. DE ROSA (1'44.497)							
Lap	Seg.1	Seg.2	Seg.3	Seg.4	Lap Time	km/h	Local Time
1							16:00'36.632
2	38.071	17.990	34.169	4'52.245	6'22.475P	207,3	16:06'59.107
3	37.179	16.649	35.180	33.617	2'02.625P	226,3	16:09'01.732
4	26.566	15.977	31.652	32.886	1'47.081	232,5	16:10'48.813
5	26.305	15.908	31.472	32.654	1'46.339	231,5	16:12'35.152

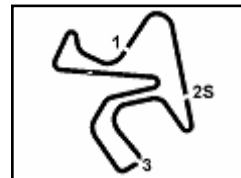
4° 16 J. CLUZEL (1'44.224)							
Lap	Seg.1	Seg.2	Seg.3	Seg.4	Lap Time	km/h	Local Time
1							16:01'05.437
2	30.820	16.129	31.847	32.892	1'51.688P	234,9	16:02'57.125
3	26.152	15.829	31.115	32.395	1'45.491	236,9	16:04'42.616

31/07/2020 P = Pits In/Out - C = Lap Time Cancelled

These data/results cannot be reproduced, stored and/or transmitted in whole or in part by any manner of electronic, mechanical, photocopying, recording, broadcasting or otherwise now known or herein after developed without the previous express consent by the copyright owner, except for reproduction in daily press and regular printed publications on sale to the public within 60 days of the event related to those data/results and always provided that copyright symbol appears together as follows below.

© DORNA WSBK ORGANIZATION Srl 2020





Jerez 4.423 m

Pirelli Spanish Round, 31 July - 2 August 2020

Chronological Analysis Free Practice 2nd Session

2 / 4

6	26.078	15.838	31.160	32.320	1'45.396	232,9	16:14'20.548	8	26.268	17.493	35.098	6'19.748	7'38.607P	198,7	16:25'43.847
7	25.887	15.894	30.937	32.410	1'45.128	232,9	16:16'05.676	9	36.910	16.372	31.768	32.259	1'57.309P	230,0	16:27'41.156
8	26.014	15.878	30.951	32.321	1'45.164	233,4	16:17'50.840	10	25.707	15.702	30.959	32.272	1'44.640	234,4	16:29'25.796
9	29.368	17.343	32.428	7'47.348	9'06.487P	192,8	16:26'57.327	11	25.745	15.737	30.910	32.731	1'45.123	234,4	16:31'10.919
10	35.360	20.176	32.885	33.322	2'01.743P	213,2	16:28'59.070	12	25.975	15.808	31.293	32.567	1'45.643	233,4	16:32'56.562
11	26.023	15.837	30.952	32.373	1'45.185	233,4	16:30'44.255	13	26.207	15.954	33.643	32.733	1'48.537	233,4	16:34'45.099
12	25.852	15.955	30.888	32.320	1'45.015	235,4	16:32'29.270	14	26.161	15.902	31.293	32.806	1'46.162	232,9	16:36'31.261
13	25.871	15.874	30.869	32.345	1'44.959	234,4	16:34'14.229	15	26.172	15.932	31.293	32.644	1'46.041	233,4	16:38'17.302
14	29.736	16.498	32.778	3'43.927	5'02.939P	222,7	16:39'17.168	16	26.243	16.021	31.545	32.686	1'46.495	232,9	16:40'03.797
15	35.196	16.166	32.527	32.506	1'56.395P	231,0	16:41'13.563	17	26.245	16.055	32.010	32.960	1'47.270	232,5	16:41'51.067
16	25.757	15.768	30.705	32.267	1'44.497	235,9	16:42'58.060	18	26.356	16.022	31.315	32.736	1'46.429	233,4	16:43'37.496
17	25.821	15.698	30.734	32.249	1'44.502	235,9	16:44'42.562	19	26.142	16.028	31.462	32.615	1'46.247	232,9	16:45'23.743
18	25.870	15.710	30.778	32.242	1'44.600	235,4	16:46'27.162								

8° 44 L. MAHIAS (1'44.604)							
Lap	Seg.1	Seg.2	Seg.3	Seg.4	Lap Time	km/h	Local Time
1							16:00'51.535
2	36.571	16.111	31.467	32.652	1'56.801P	231,5	16:02'48.336
3	26.923	15.761	31.064	32.197	1'45.945	233,9	16:04'34.281
4	26.590	15.829	31.331	32.370	1'46.120	234,9	16:06'20.401
5	26.212	15.766	31.113	32.512	1'45.603	235,4	16:08'06.004
6	26.557	16.106	31.439	6'39.143	7'53.245P	233,9	16:15'59.249
7	36.528	16.082	31.613	32.421	1'56.644P	231,0	16:17'55.893
8	26.014	15.761	31.148	32.449	1'45.372	233,9	16:19'41.265
9	26.019	15.811	31.182	32.336	1'45.348	232,9	16:21'26.613
10	27.025	15.926	31.239	32.377	1'46.567	232,9	16:23'13.180
11	25.975	15.783	31.205	32.276	1'45.239	233,9	16:24'58.419
12	25.873	15.783	31.051	32.208	1'44.915	232,9	16:26'43.334
13	25.828	15.795	31.012	32.227	1'44.862	232,9	16:28'28.196
14	25.830	15.743	31.087	32.204	1'44.864	232,9	16:30'13.060
15	25.790	15.794	31.021	32.148	1'44.753	233,9	16:31'57.813
16	25.753	15.813	30.906	32.132	1'44.604	234,9	16:33'42.417
17	26.238	15.915	31.153	32.627	1'45.933	232,9	16:35'28.350
18	25.789	15.857	31.055	32.090	1'44.791	233,9	16:37'13.141
19	25.862	15.866	31.322	32.386	1'45.436	233,4	16:38'58.577
20	25.914	15.835	31.139	32.215	1'45.103	233,4	16:40'43.680

11° 99 D. WEBB (1'45.025)							
Lap	Seg.1	Seg.2	Seg.3	Seg.4	Lap Time	km/h	Local Time
1							16:02'19.063
2	26.462	15.833	31.660	32.535	1'46.490	238,5	16:04'05.553
3	26.107	15.681	31.442	32.345	1'45.575	241,6	16:05'51.128
4	26.224	15.902	31.457	32.420	1'46.003	239,0	16:07'37.131
5	26.090	15.680	31.401	32.483	1'45.654	240,5	16:09'22.785
6	26.155	16.235	32.281	33.463	10'42.574	231,0	16:20'05.359
7	26.197	15.903	31.250	32.519	1'45.869	233,4	16:21'51.228
8	26.049	15.838	30.929	32.346	1'45.162	235,4	16:23'36.390
9	26.001	15.754	31.083	32.279	1'45.117	234,9	16:25'21.507
10	26.244	16.011	31.250	32.653	1'46.158	234,4	16:27'07.665
11	26.124	15.868	31.148	32.416	1'45.556	233,9	16:28'53.221
12	26.098	15.794	31.088	32.346	1'45.326	232,0	16:30'38.547
13	26.104	15.745	30.944	32.316	1'45.109	233,9	16:32'23.656
14	26.042	15.807	31.185	32.320	1'45.354	232,9	16:34'09.010
15	28.207	16.549	32.387	32.885	8'26.876	230,5	16:42'35.886
16	26.155	15.782	31.240	32.508	1'45.685	237,9	16:44'21.571
17	25.935	15.775	31.039	32.276	1'45.025	235,9	16:46'06.596

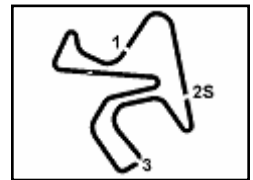
12° 12 A. RUIZ CARRANZA (1'45.036)							
Lap	Seg.1	Seg.2	Seg.3	Seg.4	Lap Time	km/h	Local Time
1							16:01'08.330
2	32.657	16.523	34.392	35'35.659	36'59.231P	229,6	16:38'07.561
3	32.550	16.122	31.281	32.309	1'52.262P	233,4	16:39'59.823
4	25.917	15.831	31.006	32.282	1'45.036	234,9	16:41'44.859

9° 81 M. GONZALEZ (1'44.610)							
Lap	Seg.1	Seg.2	Seg.3	Seg.4	Lap Time	km/h	Local Time
1		18.078	36.500	37.249		143,1	16:02'18.056
2	26.036	15.698	31.579	32.431	1'45.744	234,4	16:04'03.800
3	26.080	15.650	31.243	32.193	1'45.166	235,4	16:05'48.966
4	29.628	15.694	31.643	32.433	1'49.398	236,4	16:07'38.364
5	26.261	16.116	31.386	33.080	16'17.420	230,0	16:23'55.784
6	25.908	15.737	31.299	32.313	1'45.257	233,4	16:25'41.041
7	25.936	15.707	31.158	32.135	1'44.936	233,9	16:27'25.977
8	25.882	15.657	30.960	32.396	1'44.895	235,4	16:29'10.872
9	25.915	15.646	30.955	32.094	1'44.610	233,4	16:30'55.482
10	25.919	15.981	32.050	36.548	7'37.668	228,6	16:38'33.150
11	25.951	15.711	31.125	33.096	1'45.883	232,0	16:40'19.033
12	25.776	15.645	33.240	32.626	1'47.287	235,9	16:42'06.320
13	25.804	15.600	31.075	32.172	1'44.651	235,4	16:43'50.971
14	27.444	15.948	31.716	32.423	1'47.531	232,9	16:45'38.502

13° 47 A. BASSANI (1'45.083)							
Lap	Seg.1	Seg.2	Seg.3	Seg.4	Lap Time	km/h	Local Time
1							16:00'43.548
2	33.278	16.274	31.662	33.228	1'54.442P	229,6	16:02'37.990
3	26.284	16.013	31.210	32.357	1'45.864	232,9	16:04'23.854
4	29.883	17.612	34.503	35.426	1'57.424	213,2	16:06'21.278
5	26.001	15.710	31.013	32.374	1'45.098	237,4	16:08'06.376
6	26.285	15.898	31.125	32.406	1'45.714	232,9	16:09'52.090
7	28.376	16.133	31.900	6'23.987	7'40.396P	231,0	16:17'32.486
8	32.197	16.110	31.326	32.582	1'52.215P	231,5	16:19'24.701
9	26.141	15.989	31.196	32.390	1'45.716	231,5	16:21'10.417
10	26.129	15.943	33.103	9'17.733	10'32.908P	232,9	16:31'43.325
11	34.923	15.979	31.782	32.543	1'55.227P	232,5	16:33'38.552
12	25.955	15.979	31.030	32.394	1'45.358	232,5	16:35'23.910
13	26.134	16.004	33.940	33.708	1'49.786	232,9	16:37'13.696
14	25.923	15.830	31.046	32.302	1'45.101	236,9	16:38'58.797
15	25.866	15.766	31.147	32.304	1'45.083	240,0	16:40'43.880
16	26.023	15.919	31.184	32.553	1'45.679	233,9	16:42'29.559
17	25.947	15.851	35.000	32.885	1'49.683	233,4	16:44'19.242
18	25.806	15.817	30.962	32.529	1'45.114	233,9	16:46'04.356

10° 78 H. OKUBO (1'44.640)							
Lap	Seg.1	Seg.2	Seg.3	Seg.4	Lap Time	km/h	Local Time
1							16:00'20.349
2	31.913	15.985	32.730	34.008	1'54.636P	234,4	16:02'14.985
3	26.081	15.820	31.152	32.540	1'45.593	234,4	16:04'00.578
4	26.212	15.897	31.373	32.676	1'46.158	233,4	16:05'46.736
5	27.478	17.672	36.109	7'17.009	8'38.268P	176,6	16:14'25.004
6	34.294	16.494	31.619	32.597	1'55.004P	233,9	16:16'20.008
7	25.845	15.858	31.089	32.440	1'45.232	234,4	16:18'05.240

14° 94 C. PEROLARI (1'45.244)							
Lap	Seg.1	Seg.2	Seg.3	Seg.4	Lap Time	km/h	Local Time
1							
2							
3							
4							
5							
6							
7							
8							
9							
10							
11							
12							
13							
14							
15							
16							
17							
18							
19							
20							



Jerez 4.423 m

4 / 4

17	26.599	15.905	31.561	32.517	1'46.582	237,4	16:39'17.348	5	27.390	16.685	32.871	33.934	4'55.800	225,8	16:13'16.674
18				32.961	1'47.414		16:41'04.762	6	27.543	16.656	32.730	33.883	1'50.812	228,1	16:15'07.486

21° 52 P. HOBELSBERGER (1'46.697)

Lap	Seg.1	Seg.2	Seg.3	Seg.4	Lap Time	km/h	Local Time
1							16:00'20.948
2	34.332	16.770	33.257	34.435	1'58.794P	228,6	16:02'19.742
3	26.745	16.133	32.000	33.514	1'48.392	233,9	16:04'08.134
4	26.393	16.048	31.729	33.120	1'47.290	233,4	16:05'55.424
5	26.504	16.063	31.763	33.105	1'47.435	233,4	16:07'42.859
6	26.375	16.148	31.904	33.045	1'47.472	232,0	16:09'30.331
7	31.757	16.629	32.556	33.523	1'043.144	229,6	16:20'13.475
8	26.647	16.157	32.017	33.145	1'47.966	231,5	16:22'01.441
9	26.358	16.249	33.195	33.451	1'49.253	230,0	16:23'50.694
10	26.796	16.129	31.854	33.116	1'47.895	232,9	16:25'38.589
11	26.611	16.116	31.871	33.109	1'47.707	232,5	16:27'26.296
12	28.546	16.729	32.440	34.562	9'39.081	226,3	16:37'05.377
13	26.437	16.041	31.636	32.911	1'47.025	232,9	16:38'52.402
14	26.273	16.023	31.583	32.818	1'46.697	232,9	16:40'39.099
15	26.388	16.064	31.716	32.868	1'47.036	232,5	16:42'26.135
16	34.590	17.269	34.148	34.031	2'00.038	189,5	16:44'26.173

22° 83 L. EPIS (1'47.266)

Lap	Seg.1	Seg.2	Seg.3	Seg.4	Lap Time	km/h	Local Time
1							16:00'01.864
2	34.437	16.573	32.719	34.256	1'57.985P	225,8	16:01'59.849
3	26.778	16.374	31.789	33.336	1'48.277	230,0	16:03'48.126
4	26.674	16.173	31.745	33.076	1'47.668	230,5	16:05'35.794
5	26.494	16.134	31.753	33.163	1'47.544	232,0	16:07'23.338
6	26.562	16.232	31.738	33.328	1'47.860	230,0	16:09'11.198
7	26.605	16.272	31.753	33.236	1'47.866	230,5	16:10'59.064
8	28.542	17.455	33.304	7'26.563	8'45.864P	217,0	16:19'44.928
9	36.184	16.546	32.657	33.617	1'59.004P	226,3	16:21'43.932
10	27.548	16.308	31.847	33.459	1'49.162	231,0	16:23'33.094
11	26.568	16.331	31.748	33.208	1'47.855	231,0	16:25'20.949
12	26.629	16.168	31.943	33.115	1'47.855	231,0	16:27'08.804
13	26.613	16.230	32.536	9'44.513	10'59.892P	232,0	16:38'08.696
14	33.028	16.492	34.208	33.246	1'56.974P	225,8	16:40'05.670
15	26.635	16.215	33.023	33.233	1'49.106	230,5	16:41'54.776
16	26.461	16.062	31.602	33.364	1'47.489	231,5	16:43'42.265
17	26.496	16.101	31.611	33.058	1'47.266	231,0	16:45'29.531

23° 84 L. CRESSON (1'47.290)

Lap	Seg.1	Seg.2	Seg.3	Seg.4	Lap Time	km/h	Local Time
1							16:00'02.502
2	37.680	18.926	38.456	34.307	2'09.369P	211,6	16:02'11.871
3	26.864	16.218	32.224	33.531	1'48.837	229,6	16:04'00.708
4	26.584	16.071	32.362	32.993	1'48.010	232,5	16:05'48.718
5	26.671	15.945	31.828	33.163	1'47.607	234,9	16:07'36.325
6	26.479	16.048	31.892	32.942	1'47.361	231,5	16:09'23.686
7	32.918	16.651	34.396	12'27.495	13'51.460P	226,7	16:23'15.146
8	34.135	16.356	32.927	33.319	1'56.737P	229,1	16:25'11.883
9	26.436	16.180	31.834	33.011	1'47.461	231,0	16:26'59.344
10	26.439	16.035	31.858	32.958	1'47.290	231,5	16:28'46.634
11	30.178	18.886	31.851	32.901	1'53.816	216,6	16:30'40.450
12	26.491	16.061	31.753	33.107	1'47.412	232,0	16:32'27.862

24° 2 L. MONTELLA (1'49.584)

Lap	Seg.1	Seg.2	Seg.3	Seg.4	Lap Time	km/h	Local Time
1		17.058	33.865	34.597		221,8	16:02'46.619
2	29.230	16.517	32.952	34.606	1'53.305	228,6	16:04'39.924
3	27.298	16.433	33.278	34.058	1'51.067	228,6	16:06'30.991
4	27.204	16.464	32.409	33.806	1'49.883	226,7	16:08'20.874

31/07/2020 P = Pits In/Out - C = Lap Time Cancelled

These data/results cannot be reproduced, stored and/or transmitted in whole or in part by any manner of electronic, mechanical, photocopying, recording, broadcasting or otherwise now known or herein after developed without the previous express consent by the copyright owner, except for reproduction in daily press and regular printed publications on sale to the public within 60 days of the event related to those data/results and always provided that copyright symbol appears together as follows below.

© DORNA WSBK ORGANIZATION Srl 2020





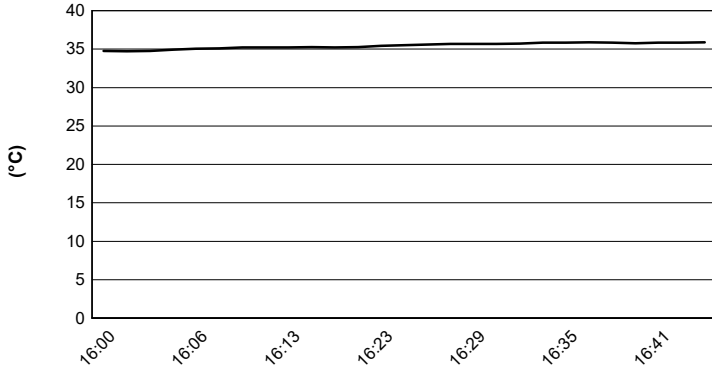
Jerez 4.423 m

Pirelli Spanish Round, 31 July - 2 August 2020

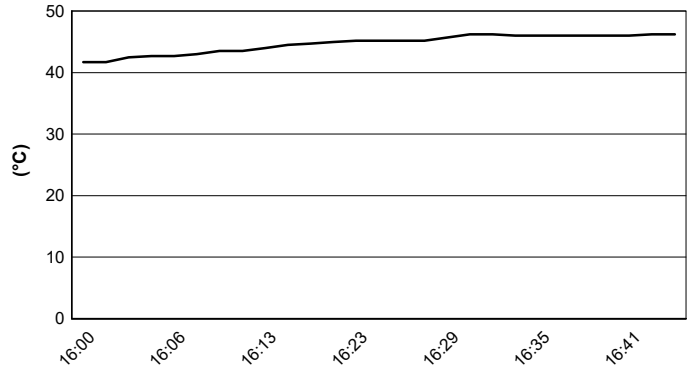
Weather Report Free Practice 2nd Session

Session started 16:00 - Session ended 16:46


Air Temperature



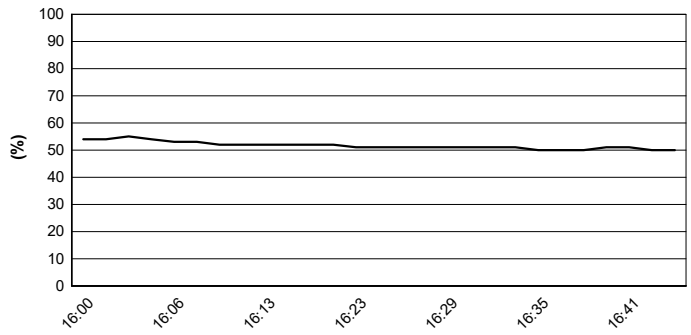
Track Temperature



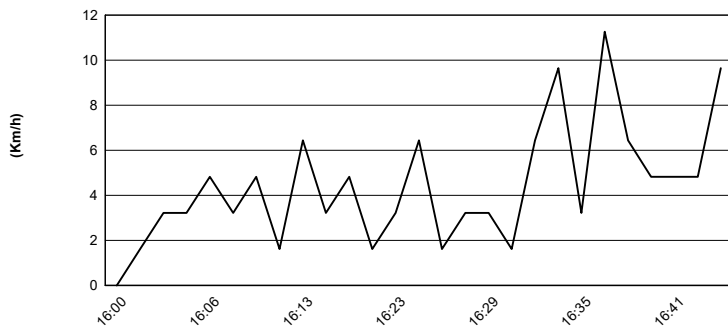
Air Pressure



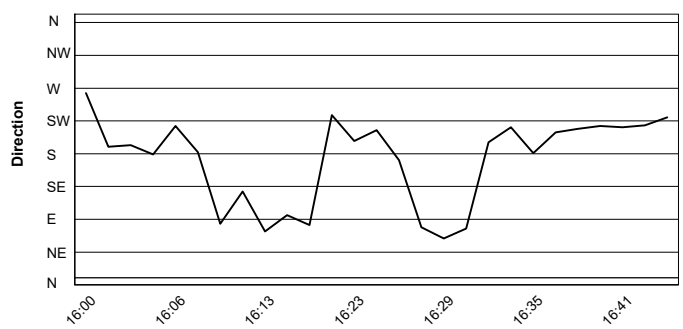
Humidity



Wind Speed



Wind Direction



31/07/2020

These data/results cannot be reproduced, stored and/or transmitted in whole or in part by any manner of electronic, mechanical, photocopying, recording, broadcasting or otherwise now known or herein after developed without the previous express consent by the copyright owner, except for reproduction in daily press and regular printed publications on sale to the public within 60 days of the event related to those data/results and always provided that copyright symbol appears together as follows below.

© DORNA WSBK ORGANIZATION Srl 2020



Jerez 4.423 m

Pirelli Spanish Round, 31 July - 2 August 2020

Best Laps & Speeds

No.	Rider Bike	Nat	Best Lap		FP1		FP2												
			LL	SPD	LL	SPD	LL	SPD											
1	55 A. LOCATELLI Yamaha YZF R6	ITA	1'42.988 29 243,1		1'42.988 14 243,1		1'43.115 15 240,5												
2	4 S. ODENDAAL Yamaha YZF R6	RSA	1'43.399 35 245,3		1'43.399 17 240,5		1'44.443 18 245,3												
3	5 P. OETTL Kawasaki ZX-6R	GER	1'43.445 35 245,3		1'43.445 18 245,3		1'44.152 17 243,1												
4	16 J. CLUZEL Yamaha YZF R6	FRA	1'43.451 34 242,6		1'43.451 15 242,6		1'44.224 19 240,5												
5	44 L. MAHIAS Kawasaki ZX-6R	FRA	1'43.577 35 238,9		1'43.577 16 238,9		1'44.604 19 235,4												
6	32 I. VIÑALES Yamaha YZF R6	ESP	1'43.718 29 242,6		1'43.718 15 239,4		1'44.050 14 242,6												
7	38 H. SOOMER Yamaha YZF R6	EST	1'44.059 28 240,0		1'44.059 16 240,0		1'44.398 12 238,9												
8	94 C. PEROLARI Yamaha YZF R6	FRA	1'44.106 30 243,6		1'44.106 15 243,6		1'45.244 15 240,5												
9	47 A. BASSANI Yamaha YZF R6	ITA	1'44.436 34 242,6		1'44.436 17 242,6		1'45.083 17 240,0												
10	78 H. OKUBO Honda CBR600RR	JPN	1'44.487 34 238,9		1'44.487 16 238,9		1'44.640 18 234,4												
11	3 R. DE ROSA MV Agusta F3 675	ITA	1'44.497 31 236,9		1'44.677 14 236,9		1'44.497 17 235,9												
12	12 A. RUIZ CARRANZA Yamaha YZF R6	ESP	1'44.539 14 241,0		1'44.539 11 241,0		1'45.036 3 236,9												
13	81 M. GONZALEZ Kawasaki ZX-6R	ESP	1'44.544 28 238,4		1'44.544 15 238,4		1'44.610 13 236,4												
14	99 D. WEBB Yamaha YZF R6	GBR	1'45.025 30 241,5		1'45.140 14 239,4		1'45.025 16 241,5												
15	56 P. SEBESTYEN Yamaha YZF R6	HUN	1'45.172 30 238,9		1'45.172 17 238,9		1'45.394 13 238,4												
16	25 A. VERDOÍA Yamaha YZF R6	FRA	1'45.252 33 237,4		1'45.252 17 237,4		1'45.822 16 235,4												
17	61 C. ÖNCÜ Kawasaki ZX-6R	TUR	1'45.629 30 236,9		1'46.467 17 236,4		1'45.629 13 236,9												
18	71 C. BERGMAN Yamaha YZF R6	SWE	1'45.911 27 240,0		1'45.911 15 240,0		1'46.073 12 234,4												
19	9 G. HENDRA PRATAMA Yamaha YZF R6	INA	1'45.969 31 238,4		1'45.969 14 238,4		1'46.073 17 237,4												
20	22 F. FULIGNI MV Agusta F3 675	ITA	1'45.999 31 236,4		1'46.505 14 236,4		1'45.999 17 236,4												
21	52 P. HOBELSBERGER Honda CBR600RR	GER	1'46.697 30 239,4		1'47.567 15 239,4		1'46.697 15 234,9												
22	83 L. EPIS Yamaha YZF R6	AUS	1'46.796 34 235,9		1'46.796 18 235,9		1'47.266 16 231,9												
23	84 L. CRESSON Yamaha YZF R6	BEL	1'46.889 30 238,4		1'46.889 19 238,4		1'47.290 11 234,9												
24	2 L. MONTELLA Yamaha YZF R6	ITA	1'49.584 18 231,9		1'52.474 8 231,9		1'49.584 10 231,0												
25	48 X. NAVAND Yamaha YZF R6	FRA																	

31/07/2020

These data/results cannot be reproduced, stored and/or transmitted in whole or in part by any manner of electronic, mechanical, photocopying, recording, broadcasting or otherwise now known or herein after developed without the previous express consent by the copyright owner, except for reproduction in daily press and regular printed publications on sale to the public within 60 days of the event related to those data/results and always provided that copyright symbol appears together as follows below.

© DORNA WSBK ORGANIZATION Srl 2020

FICR PERUGIA TIMING



Official Tyre Supplier



Official Timekeeper