

## Pirelli Spanish Round, 31 July - 2 August 2020

### Results Tissot Superpole

Jerez 4.423 m

1 / 2

No.	Rider	Nat	Team	Bike	Class	Time	Gap	Rel.	Laps	Speed	
										Avg	Max
1	55 A. LOCATELLI	ITA	BARDAHL Evan Bros. WorldSSP Team	Yamaha YZF R6		<b>1'42.214</b>			12	155,779	<b>246,9</b>
2	16 J. CLUZEL	FRA	GMT94 Yamaha	Yamaha YZF R6		<b>1'42.788</b>	0.574	0.574	11	154,909	<b>245,3</b>
3	5 P. OETTL	GER	Kawasaki Puccetti Racing	Kawasaki ZX-6R		<b>1'43.068</b>	0.854	0.280	12	154,488	<b>244,2</b>
4	44 L. MAHIAS	FRA	Kawasaki Puccetti Racing	Kawasaki ZX-6R		<b>1'43.268</b>	1.054	0.200	8	154,189	<b>242,1</b>
5	32 I. VIÑALES	ESP	Kallio Racing	Yamaha YZF R6		<b>1'43.336</b>	1.122	0.068	10	154,088	<b>238,5</b>
6	94 C. PEROLARI	FRA	GMT94 Yamaha	Yamaha YZF R6		<b>1'43.361</b>	1.147	0.025	11	154,050	<b>246,4</b>
7	3 R. DE ROSA	ITA	MV Agusta Reparto Corse	MV Agusta F3 675		<b>1'43.389</b>	1.175	0.028	11	154,009	<b>244,2</b>
8	81 M. GONZALEZ	ESP	Kawasaki ParkinGO Team	Kawasaki ZX-6R		<b>1'43.409</b>	1.195	0.020	10	153,979	<b>241,0</b>
9	78 H. OKUBO	JPN	Dynavolt Honda	Honda CBR600RR		<b>1'43.632</b>	1.418	0.223	10	153,648	<b>242,1</b>
10	47 A. BASSANI	ITA	Soradis Yamaha Motoxrcing	Yamaha YZF R6	*	<b>1'43.772</b>	1.558	0.140	11	153,440	<b>240,0</b>
11	38 H. SOOMER	EST	Kallio Racing	Yamaha YZF R6		<b>1'43.775</b>	1.561	0.003	10	153,436	<b>240,5</b>
12	4 S. ODENDAAL	RSA	EAB Ten Kate Racing	Yamaha YZF R6		<b>1'43.795</b>	1.581	0.020	11	153,406	<b>242,1</b>
13	25 A. VERDOÍA	FRA	bLU cRU WorldSSP by MS Racing	Yamaha YZF R6		<b>1'43.995</b>	1.781	0.200	11	153,111	<b>239,0</b>
14	99 D. WEBB	GBR	WRP Wepol Racing	Yamaha YZF R6		<b>1'44.003</b>	1.789	0.008	10	153,099	<b>242,1</b>
15	12 A. RUIZ CARRANZA	ESP	EMPERADOR Racing Team	Yamaha YZF R6	*	<b>1'44.074</b>	1.860	0.071	11	152,995	<b>243,7</b>
16	56 P. SEBESTYEN	HUN	OXXO Yamaha Team Toth	Yamaha YZF R6		<b>1'44.147</b>	1.933	0.073	11	152,888	<b>237,9</b>
17	61 C. ÖNCÜ	TUR	Turkish Racing Team	Kawasaki ZX-6R		<b>1'44.162</b>	1.948	0.015	10	152,866	<b>241,6</b>
18	22 F. FULIGNI	ITA	MV Agusta Reparto Corse	MV Agusta F3 675		<b>1'44.437</b>	2.223	0.275	12	152,463	<b>243,2</b>
19	52 P. HOBELSBERGER	GER	Dynavolt Honda	Honda CBR600RR		<b>1'44.824</b>	2.610	0.387	10	151,900	<b>237,4</b>
20	9 G. HENDRA PRATAMA	INA	bLU cRU WorldSSP by MS Racing	Yamaha YZF R6		<b>1'44.911</b>	2.697	0.087	10	151,774	<b>241,0</b>
21	83 L. EPIS	AUS	MPM Routz Racing Team	Yamaha YZF R6		<b>1'45.079</b>	2.865	0.168	10	151,532	<b>240,0</b>
22	71 C. BERGMAN	SWE	Wójcik Racing Team	Yamaha YZF R6		<b>1'45.282</b>	3.068	0.203	10	151,240	<b>239,5</b>
23	84 L. CRESSON	BEL	OXXO Yamaha Team Toth	Yamaha YZF R6		<b>1'45.779</b>	3.565	0.497	11	150,529	<b>237,9</b>
24	2 L. MONTELLA	ITA	DK MOTORSPORT	Yamaha YZF R6	*	<b>1'47.183</b>	4.969	1.404	11	148,557	<b>239,5</b>

Qualifying Lap Time (107% of 1'42.214): 1'49.370

\* WorldSSP Challenge

AIR	Humidity:	58%	Temp:	31°C
TRACK	Condition:	Dry	Temp:	40°C

Records	Pole (SP)	2019	R.Krummenacher	1'41.775	156,450	Km/h
	Race (RC)	2019	F.Caricasulo	1'42.532	155,300	Km/h
	All Times (SP)	2019	R.Krummenacher	1'41.775	156,450	Km/h

Start 01/08/2020 11:40 End 12:06 The results are provisional until the end of the time limit for protests and appeals and the completion of the technical checks.

These data/results cannot be reproduced, stored and/or transmitted in whole or in part by any manner of electronic, mechanical, photocopying, recording, broadcasting or otherwise now known or herein after developed without the previous express consent by the copyright owner, except for reproduction in daily press and regular printed publications on sale to the public within 60 days of the event related to those data/results and always provided that copyright symbol appears together as follows below.

© DORNA WSBK ORGANIZATION Srl 2020

FICR PERUGIA TIMING





## Pirelli Spanish Round, 31 July - 2 August 2020

### Results Tissot Superpole

#### Session Highlights

Local Time	No. Rider	Description
11.40.00		Start
11.42.00		WorldSBK Works on bikes are allowed
11.59.11	<b>94 C. PEROLARI</b>	Current Lap Cancelled - Exceeded Track Limits - Turn 4
12.02.08	<b>38 H. SOOMER</b>	Current Lap Cancelled - Exceeded Track Limits - Turn 13
12.06.34		End Of Session

#### Fastest Laps Sequence

No.	Rider	Nat	Team	Bike	Local Time	Time	Gap	Avg
<b>55</b>	<b>A. LOCATELLI</b>	ITA	BARDAHL Evan Bros. WorldSSP Team	Yamaha YZF R6	11:43'33.948	<b>1'43.431</b>		153,946
<b>5</b>	<b>P. OETTL</b>	GER	Kawasaki Puccetti Racing	Kawasaki ZX-6R	11:43'40.941	<b>1'43.376</b>	-0.055	154,028
<b>5</b>	<b>P. OETTL</b>	GER	Kawasaki Puccetti Racing	Kawasaki ZX-6R	11:48'51.298	<b>1'43.228</b>	-0.148	154,249
<b>55</b>	<b>A. LOCATELLI</b>	ITA	BARDAHL Evan Bros. WorldSSP Team	Yamaha YZF R6	11:50'56.786	<b>1'42.691</b>	-0.537	155,055
<b>55</b>	<b>A. LOCATELLI</b>	ITA	BARDAHL Evan Bros. WorldSSP Team	Yamaha YZF R6	11:52'39.426	<b>1'42.640</b>	-0.051	155,133
<b>55</b>	<b>A. LOCATELLI</b>	ITA	BARDAHL Evan Bros. WorldSSP Team	Yamaha YZF R6	12:02'45.222	<b>1'42.214</b>	-0.426	155,779

01/08/2020      Start      End      The results are provisional until the end of the time limit for protests and appeals and the completion of the technical checks.

These data/results cannot be reproduced, stored and/or transmitted in whole or in part by any manner of electronic, mechanical, photocopying, recording, broadcasting or otherwise now known or herein after developed without the previous express consent by the copyright owner, except for reproduction in daily press and regular printed publications on sale to the public within 60 days of the event related to those data/results and always provided that copyright symbol appears together as follows below.

© DORNA WSBK ORGANIZATION Srl 2020



## Pirelli Spanish Round, 31 July - 2 August 2020

### Best Sectors & Speed Tissot Superpole

BEST LAP			
1	55 A. LOCATELLI	Yamaha YZF R6	1'42.214
2	16 J. CLUZEL	Yamaha YZF R6	1'42.788
3	5 P. OETTL	Kawasaki ZX-6R	1'43.068
4	44 L. MAHIAS	Kawasaki ZX-6R	1'43.268
5	32 I. VIÑALES	Yamaha YZF R6	1'43.336
6	94 C. PEROLARI	Yamaha YZF R6	1'43.361
7	3 R. DE ROSA	MV Agusta F3 675	1'43.389
8	81 M. GONZALEZ	Kawasaki ZX-6R	1'43.409
9	78 H. OKUBO	Honda CBR600RR	1'43.632
10	47 A. BASSANI	Yamaha YZF R6	1'43.772
11	38 H. SOOMER	Yamaha YZF R6	1'43.775
12	4 S. ODENDAAL	Yamaha YZF R6	1'43.795
13	25 A. VERDOÍA	Yamaha YZF R6	1'43.995
14	99 D. WEBB	Yamaha YZF R6	1'44.003
15	12 A. RUIZ CARRANZA	Yamaha YZF R6	1'44.074
16	56 P. SEBESTYEN	Yamaha YZF R6	1'44.147
17	61 C. ÖNCÜ	Kawasaki ZX-6R	1'44.162
18	22 F. FULIGNI	MV Agusta F3 675	1'44.437
19	52 P. HOBELBERGER	Honda CBR600RR	1'44.824
20	9 G. HENDRA PRATAMA	Yamaha YZF R6	1'44.911
21	83 L. EPIS	Yamaha YZF R6	1'45.079
22	71 C. BERGMAN	Yamaha YZF R6	1'45.282
23	84 L. CRESSON	Yamaha YZF R6	1'45.779
24	2 L. MONTELLA	Yamaha YZF R6	1'47.183

SPEED			
1	55 A. LOCATELLI	Yamaha YZF R6	246,9
2	94 C. PEROLARI	Yamaha YZF R6	246,4
3	16 J. CLUZEL	Yamaha YZF R6	245,3
4	5 P. OETTL	Kawasaki ZX-6R	244,2
5	3 R. DE ROSA	MV Agusta F3 675	244,2
6	12 A. RUIZ CARRANZA	Yamaha YZF R6	243,7
7	22 F. FULIGNI	MV Agusta F3 675	243,2
8	78 H. OKUBO	Honda CBR600RR	242,1
9	4 S. ODENDAAL	Yamaha YZF R6	242,1
10	99 D. WEBB	Yamaha YZF R6	242,1
11	44 L. MAHIAS	Kawasaki ZX-6R	242,1
12	61 C. ÖNCÜ	Kawasaki ZX-6R	241,6
13	81 M. GONZALEZ	Kawasaki ZX-6R	241,0
14	9 G. HENDRA PRATAMA	Yamaha YZF R6	241,0
15	38 H. SOOMER	Yamaha YZF R6	240,5
16	83 L. EPIS	Yamaha YZF R6	240,0
17	47 A. BASSANI	Yamaha YZF R6	240,0
18	2 L. MONTELLA	Yamaha YZF R6	239,5
19	71 C. BERGMAN	Yamaha YZF R6	239,5
20	25 A. VERDOÍA	Yamaha YZF R6	239,0
21	32 I. VIÑALES	Yamaha YZF R6	238,5
22	84 L. CRESSON	Yamaha YZF R6	237,9
23	56 P. SEBESTYEN	Yamaha YZF R6	237,9
24	52 P. HOBELBERGER	Honda CBR600RR	237,4

SEG. 1		
1	55 A. LOCATELLI	25.308
2	5 P. OETTL	25.412
3	16 J. CLUZEL	25.416
4	44 L. MAHIAS	25.456
5	38 H. SOOMER	25.467
6	32 I. VIÑALES	25.484
7	3 R. DE ROSA	25.522
8	94 C. PEROLARI	25.542
9	4 S. ODENDAAL	25.545
10	81 M. GONZALEZ	25.557
11	78 H. OKUBO	25.578
12	47 A. BASSANI	25.604
13	12 A. RUIZ CARRANZA	25.642
14	61 C. ÖNCÜ	25.658
15	99 D. WEBB	25.742
16	22 F. FULIGNI	25.761
17	25 A. VERDOÍA	25.761
18	52 P. HOBELBERGER	25.835
19	56 P. SEBESTYEN	25.857
20	9 G. HENDRA PRATAMA	25.871
21	84 L. CRESSON	25.956
22	83 L. EPIS	25.985
23	71 C. BERGMAN	26.067
24	2 L. MONTELLA	26.536

SEG. 2		
1	55 A. LOCATELLI	15.242
2	16 J. CLUZEL	15.267
3	94 C. PEROLARI	15.372
4	3 R. DE ROSA	15.381
5	5 P. OETTL	15.391
6	81 M. GONZALEZ	15.396
7	44 L. MAHIAS	15.399
8	4 S. ODENDAAL	15.460
9	99 D. WEBB	15.505
10	56 P. SEBESTYEN	15.510
11	25 A. VERDOÍA	15.517
12	38 H. SOOMER	15.524
13	78 H. OKUBO	15.526
14	12 A. RUIZ CARRANZA	15.531
15	32 I. VIÑALES	15.560
16	9 G. HENDRA PRATAMA	15.570
17	61 C. ÖNCÜ	15.574
18	47 A. BASSANI	15.599
19	22 F. FULIGNI	15.622
20	71 C. BERGMAN	15.719
21	52 P. HOBELBERGER	15.734
22	83 L. EPIS	15.784
23	84 L. CRESSON	15.803
24	2 L. MONTELLA	15.901

SEG. 3		
1	55 A. LOCATELLI	30.193
2	5 P. OETTL	30.295
3	44 L. MAHIAS	30.365
4	16 J. CLUZEL	30.392
5	32 I. VIÑALES	30.460
6	3 R. DE ROSA	30.475
7	94 C. PEROLARI	30.529
8	47 A. BASSANI	30.535
9	38 H. SOOMER	30.588
10	78 H. OKUBO	30.654
11	81 M. GONZALEZ	30.661
12	4 S. ODENDAAL	30.674
13	99 D. WEBB	30.678
14	56 P. SEBESTYEN	30.687
15	25 A. VERDOÍA	30.690
16	22 F. FULIGNI	30.695
17	12 A. RUIZ CARRANZA	30.697
18	61 C. ÖNCÜ	30.742
19	52 P. HOBELBERGER	30.918
20	83 L. EPIS	30.937
21	9 G. HENDRA PRATAMA	31.050
22	71 C. BERGMAN	31.114
23	84 L. CRESSON	31.369
24	2 L. MONTELLA	31.659

SEG. 4		
1	55 A. LOCATELLI	31.356
2	44 L. MAHIAS	31.672
3	81 M. GONZALEZ	31.684
4	16 J. CLUZEL	31.686
5	94 C. PEROLARI	31.689
6	32 I. VIÑALES	31.715
7	5 P. OETTL	31.743
8	78 H. OKUBO	31.808
9	3 R. DE ROSA	31.882
10	99 D. WEBB	31.924
11	47 A. BASSANI	31.936
12	56 P. SEBESTYEN	31.940
13	4 S. ODENDAAL	31.964
14	12 A. RUIZ CARRANZA	32.009
15	38 H. SOOMER	32.010
16	25 A. VERDOÍA	32.014
17	61 C. ÖNCÜ	32.021
18	22 F. FULIGNI	32.185
19	9 G. HENDRA PRATAMA	32.206
20	71 C. BERGMAN	32.266
21	52 P. HOBELBERGER	32.270
22	83 L. EPIS	32.373
23	84 L. CRESSON	32.484
24	2 L. MONTELLA	32.924

01/08/2020

These data/results cannot be reproduced, stored and/or transmitted in whole or in part by any manner of electronic, mechanical, photocopying, recording, broadcasting or otherwise now known or herein after developed without the previous express consent by the copyright owner, except for reproduction in daily press and regular printed publications on sale to the public within 60 days of the event related to those data/results and always provided that copyright symbol appears together as follows below.

© DORNA WSBK ORGANIZATION Srl 2020

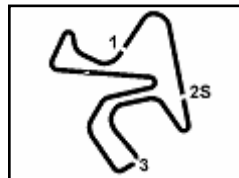
FICR PERUGIA TIMING



Official Tyre Supplier



Official Timekeeper



Jerez 4.423 m

## Pirelli Spanish Round, 31 July - 2 August 2020

### Ideal Times Tissot Superspole

No.	Rider	Nat	Bike	Seg. 1	Seg. 2	Seg. 3	Seg. 4	Ideal Time		
				Diff. 1	Diff. 2	Diff. 3	Diff. 4	Best Lap	Pos.	Diff.
1	<b>55 A. LOCATELLI</b>	ITA	Yamaha YZF R6	<b>25.308</b> +0.078	<b>15.242</b>	<b>30.193</b> +0.037	<b>31.356</b>	<b>1'42.099</b> 1'42.214	1	0.115
2	<b>16 J. CLUZEL</b>	FRA	Yamaha YZF R6	25.416	15.267	30.392 +0.027	31.686	<b>1'42.761</b> 1'42.788	2	0.027
3	<b>5 P. OETTL</b>	GER	Kawasaki ZX-6R	25.412 +0.144	15.391 +0.083	30.295	31.743	<b>1'42.841</b> 1'43.068	3	0.227
4	<b>44 L. MAHIAS</b>	FRA	Kawasaki ZX-6R	25.456 +0.118	15.399 +0.095	30.365	31.672 +0.163	<b>1'42.892</b> 1'43.268	4	0.376
5	<b>94 C. PEROLARI</b>	FRA	Yamaha YZF R6	25.542 +0.058	15.372	30.529 +0.029	31.689 +0.142	<b>1'43.132</b> 1'43.361	6	0.229
6	<b>32 I. VIÑALES</b>	ESP	Yamaha YZF R6	25.484 +0.059	15.560 +0.058	30.460	31.715	<b>1'43.219</b> 1'43.336	5	0.117
7	<b>3 R. DE ROSA</b>	ITA	MV Agusta F3 675	25.522	15.381	30.475 +0.129	31.882	<b>1'43.260</b> 1'43.389	7	0.129
8	<b>81 M. GONZALEZ</b>	ESP	Kawasaki ZX-6R	25.557 +0.071	15.396 +0.040	30.661	31.684	<b>1'43.298</b> 1'43.409	8	0.111
9	<b>78 H. OKUBO</b>	JPN	Honda CBR600RR	25.578	15.526 +0.066	30.654	31.808	<b>1'43.566</b> 1'43.632	9	0.066
10	<b>38 H. SOOMER</b>	EST	Yamaha YZF R6	25.467 +0.103	15.524 +0.083	30.588	32.010	<b>1'43.589</b> 1'43.775	11	0.186
11	<b>4 S. ODENDAAL</b>	RSA	Yamaha YZF R6	25.545	15.460	30.674 +0.140	31.964 +0.012	<b>1'43.643</b> 1'43.795	12	0.152
12	<b>47 A. BASSANI</b>	ITA	Yamaha YZF R6	25.604	15.599 +0.095	30.535	31.936 +0.003	<b>1'43.674</b> 1'43.772	10	0.098
13	<b>99 D. WEBB</b>	GBR	Yamaha YZF R6	25.742	15.505 +0.042	30.678 +0.112	31.924	<b>1'43.849</b> 1'44.003	14	0.154
14	<b>12 A. RUIZ CARRANZA</b>	ESP	Yamaha YZF R6	25.642 +0.027	15.531 +0.042	30.697 +0.028	32.009 +0.098	<b>1'43.879</b> 1'44.074	15	0.195
15	<b>25 A. VERDOÑA</b>	FRA	Yamaha YZF R6	25.761 +0.013	15.517	30.690	32.014	<b>1'43.982</b> 1'43.995	13	0.013
16	<b>56 P. SEBESTYEN</b>	HUN	Yamaha YZF R6	25.857	15.510 +0.034	30.687 +0.119	31.940	<b>1'43.994</b> 1'44.147	16	0.153
17	<b>61 C. ÖNCÜ</b>	TUR	Kawasaki ZX-6R	25.658	15.574	30.742 +0.013	32.021 +0.154	<b>1'43.995</b> 1'44.162	17	0.167
18	<b>22 F. FULIGNI</b>	ITA	MV Agusta F3 675	25.761 +0.051	15.622 +0.123	30.695	32.185	<b>1'44.263</b> 1'44.437	18	0.174
19	<b>9 G. HENDRA PRATAMA</b>	INA	Yamaha YZF R6	25.871	15.570	31.050 +0.088	32.206 +0.126	<b>1'44.697</b> 1'44.911	20	0.214
20	<b>52 P. HOBELSBERGER</b>	GER	Honda CBR600RR	25.835 +0.004	15.734 +0.063	30.918	32.270	<b>1'44.757</b> 1'44.824	19	0.067
21	<b>83 L. EPIS</b>	AUS	Yamaha YZF R6	25.985	15.784	30.937	32.373	<b>1'45.079</b> 1'45.079	21	
22	<b>71 C. BERGMAN</b>	SWE	Yamaha YZF R6	26.067	15.719 +0.043	31.114	32.266 +0.073	<b>1'45.166</b> 1'45.282	22	0.116
23	<b>84 L. CRESSON</b>	BEL	Yamaha YZF R6	25.956	15.803 +0.005	31.369 +0.162	32.484	<b>1'45.612</b> 1'45.779	23	0.167
24	<b>2 L. MONTELLA</b>	ITA	Yamaha YZF R6	26.536	15.901 +0.081	31.659 +0.082	32.924	<b>1'47.020</b> 1'47.183	24	0.163
<b>Overall Ideal Time</b>				25.308	15.242	30.193	31.356	<b>1'42.099</b>		

01/08/2020

These data/results cannot be reproduced, stored and/or transmitted in whole or in part by any manner of electronic, mechanical, photocopying, recording, broadcasting or otherwise now known or herein after developed without the previous express consent by the copyright owner, except for reproduction in daily press and regular printed publications on sale to the public within 60 days of the event related to those data/results and always provided that copyright symbol appears together as follows below.

© DORNA WSBK ORGANIZATION Srl 2020

FICR PERUGIA TIMING



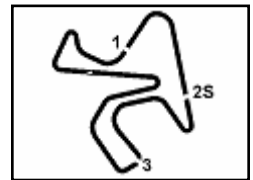
Official Tyre Supplier



Official Timekeeper







## Pirelli Spanish Round, 31 July - 2 August 2020

### Chronological Analysis Tissot Superpole

6	28.257	17.825	36.011	7'18.610	8'40.703P	199,4	11:56'29.268	11	25.920	15.841	31.322	32.608	1'45.691	235,9	12:04'29.712
7	32.377	15.694	31.145	33.042	1'52.258P	239,0	11:58'21.526	12	26.367	15.880	32.250	32.731	1'47.228	236,9	12:06'16.940
8	<b>25.578</b>	15.592	<b>30.654</b>	<b>31.808</b>	<b>1'43.632</b>	237,9	12:00'05.158								
9	26.584	16.025	32.019	32.350	1'46.978	217,0	12:01'52.136								
10	29.004	15.577	31.054	32.066	1'47.701	240,0	12:03'39.837								
11	25.623	<b>15.526</b>	30.829	32.054	1'44.032	<b>242,1</b>	12:05'23.869								

#### 10° 47 A. BASSANI (1'43.772)

Lap	Seg.1	Seg.2	Seg.3	Seg.4	Lap Time	km/h	Local Time
1							11:40'46.370
2	35.324	18.214	32.380	32.440	1'58.358P	181,8	11:42'44.728
3	25.824	15.745	30.715	32.072	1'44.356	239,0	11:44'29.084
4	25.676	<b>15.599</b>	30.859	32.000	1'44.134	239,0	11:46'13.218
5	25.669	15.653	30.691	<b>31.936</b>	1'43.949	238,5	11:47'57.167
6	27.406	15.981	31.470	5'05.608	6'20.465P	236,4	11:54'17.632
7	33.654	19.252	36.652	43.255	2'13.083P	160,9	11:56'30.715
8	28.968	15.853	31.174	32.602	1'48.597	238,5	11:58'19.312
9	<b>25.604</b>	15.694	<b>30.535</b>	31.939	<b>1'43.772</b>	239,0	12:00'03.084
10	25.754	15.657	30.583	39.457	1'51.451	237,9	12:01'54.535
11	25.675	15.634	30.764	31.957	1'44.030	239,0	12:03'38.565
12	25.746	15.650	31.254	32.017	1'44.667	<b>240,0</b>	12:05'23.232

#### 11° 38 H. SOOMER (1'43.775)

Lap	Seg.1	Seg.2	Seg.3	Seg.4	Lap Time	km/h	Local Time
1							11:40'51.965
2	32.499	15.691	31.228	32.581	1'51.999P	229,6	11:42'43.964
3	25.803	15.656	30.733	32.054	1'44.246	232,5	11:44'28.210
4	25.782	15.686	30.692	32.055	1'44.215	231,5	11:46'12.425
5	25.570	15.607	<b>30.588</b>	<b>32.010</b>	<b>1'43.775</b>	232,0	11:47'56.200
6	26.262	16.882	33.367	6'48.466	8'04.977P	190,2	11:56'01.177
7	35.652	15.862	40.172	33.890	2'05.576P	231,0	11:58'06.753
8	25.786	15.547	30.731	32.158	1'44.222	<b>240,5</b>	11:59'50.975
9	29.303	16.007	31.038	34.617	1'50.965	232,9	12:01'41.940
10	25.747	15.661	30.866	32.108	1'44.382C	237,9	12:03'26.322
11	<b>25.467</b>	<b>15.524</b>	30.686	32.422	1'44.099	237,4	12:05'10.421

#### 12° 4 S. ODENDAAL (1'43.795)

Lap	Seg.1	Seg.2	Seg.3	Seg.4	Lap Time	km/h	Local Time
1							11:40'25.219
2	34.632	16.502	31.349	32.700	1'55.183P	233,9	11:42'20.402
3	25.790	15.718	30.856	32.339	1'44.703	237,9	11:44'05.105
4	25.655	15.565	30.700	32.124	1'44.044	239,0	11:45'49.149
5	25.622	17.288	31.778	33.019	1'47.707	206,5	11:47'36.856
6	25.828	15.678	<b>30.674</b>	1'44.144	237,4	11:49'21.000	
7	27.480	15.791	31.220	4'59.398	6'13.889P	240,0	11:55'34.889
8	55.773	18.842	36.422	40.495	2'31.532P	223,5	11:58'06.421
9	25.973	15.500	32.304	32.123	1'45.900	<b>242,1</b>	11:59'52.321
10	25.641	15.657	31.803	32.083	1'45.184	239,0	12:01'37.505
11	<b>25.545</b>	<b>15.460</b>	30.814	31.976	<b>1'43.795</b>	241,6	12:03'21.300
12	29.257	15.650	30.810	32.101	1'47.818	<b>242,1</b>	12:05'09.118

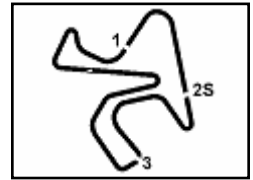
#### 13° 25 A. VERDOIA (1'43.995)

Lap	Seg.1	Seg.2	Seg.3	Seg.4	Lap Time	km/h	Local Time
1							11:40'15.012
2	31.109	15.768	31.409	32.707	1'50.993P	235,9	11:42'06.005
3	26.026	15.610	31.022	32.189	1'44.847	237,9	11:43'50.852
4	25.821	15.586	31.054	32.241	1'44.702	237,9	11:45'35.554
5	25.818	15.627	34.001	32.626	1'48.072	<b>236,9</b>	11:47'23.626
6	25.859	15.665	31.131	6'40.806	7'53.461P	<b>239,0</b>	11:55'17.087
7	47.751	20.973	32.851	32.385	2'13.960P	149,6	11:57'31.047
8	25.774	<b>15.517</b>	<b>30.690</b>	<b>32.014</b>	<b>1'43.995</b>	237,9	11:59'15.042
9	25.771	15.557	30.890	32.336	1'44.554	237,9	12:00'59.596
10	<b>25.761</b>	15.594	30.904	32.166	1'44.425	237,4	12:02'44.021

01/08/2020 P = Pits In/Out - C = Lap Time Cancelled

These data/results cannot be reproduced, stored and/or transmitted in whole or in part by any manner of electronic, mechanical, photocopying, recording, broadcasting or otherwise now known or herein after developed without the previous express consent by the copyright owner, except for reproduction in daily press and regular printed publications on sale to the public within 60 days of the event related to those data/results and always provided that copyright symbol appears together as follows below.

© DORNA WSBK ORGANIZATION Srl 2020



18° 22 F. FULIGNI (1'44.437)							
Lap	Seg.1	Seg.2	Seg.3	Seg.4	Lap Time	km/h	Local Time
1							11:40'06.982
2	32.141	16.051	31.836	33.010	1'53.038P	235,9	11:42'00.020
3	25.976	15.762	31.035	32.491	1'45.264	237,9	11:43'45.284
4	26.077	15.662	31.115	32.372	1'45.226	241,0	11:45'30.510
5	25.939	<b>15.622</b>	31.139	32.465	1'45.165	<b>243,2</b>	11:47'15.675
6	25.881	15.784	30.807	32.433	1'44.905	236,9	11:49'00.580
7	25.787	15.676	30.868	4'55.748	6'08.079P	241,0	11:55'08.659
8	39.921	20.681	34.667	33.630	2'08.899P	152,5	11:57'17.558
9	26.271	15.965	31.232	32.576	1'46.044	235,9	11:59'03.602
10	25.893	15.760	30.952	32.387	1'44.992	238,5	12:00'48.594
11	<b>25.761</b>	15.724	30.795	32.799	1'45.079	238,5	12:02'33.673
12	26.051	15.832	30.972	32.555	1'45.410	236,9	12:04'19.083
13	25.812	15.745	<b>30.695</b>	<b>32.185</b>	<b>1'44.437</b>	237,9	12:06'03.520

3	26.361	15.861	31.469	32.500	1'46.191	234,9	11:44'13.120
4	26.155	15.848	31.419	32.293	1'45.715	234,9	11:45'58.835
5	26.238	15.730	31.396	32.491	1'45.855	234,9	11:47'44.690
6	27.753	16.164	32.298	6'04.277	7'20.492P	231,5	11:55'05.182
7	38.920	19.154	35.605	33.927	2'07.606P	191,5	11:57'12.788
8	26.284	<b>15.719</b>	31.378	<b>32.266</b>	1'45.647	235,9	11:58'58.435
9	26.227	15.750	31.333	32.292	1'45.602	235,9	12:00'44.037
10	30.941	15.745	31.494	32.715	1'50.895	<b>239,5</b>	12:02'34.932
11	<b>26.067</b>	15.762	<b>31.114</b>	32.339	<b>1'45.282</b>	238,5	12:04'20.214

19° 52 P. HOBELSBERGER (1'44.824)							
Lap	Seg.1	Seg.2	Seg.3	Seg.4	Lap Time	km/h	Local Time
1							11:40'36.463
2	33.712	16.497	33.050	33.275	1'56.534P	229,1	11:42'32.997
3	26.059	15.847	31.230	32.522	1'45.658	236,4	11:44'18.655
4	<b>25.835</b>	15.920	31.693	32.532	1'45.980	235,9	11:46'04.635
5	26.085	15.816	31.229	32.396	1'45.526	234,4	11:47'50.161
6	27.356	16.375	32.880	4'39.847	5'56.458P	231,5	11:53'46.619
7	35.725	16.285	32.764	32.724	1'57.498P	234,4	11:55'44.117
8	26.000	15.851	31.059	32.318	1'45.228	235,9	11:57'29.345
9	25.839	15.797	<b>30.918</b>	<b>32.270</b>	<b>1'44.824</b>	<b>237,4</b>	11:59'14.169
10	25.869	15.769	31.362	34.669	1'47.669	<b>237,4</b>	12:01'01.838
11	26.014	<b>15.734</b>	31.275	32.543	1'45.566	<b>237,4</b>	12:02'47.404

23° 84 L. CRESSON (1'45.779)							
Lap	Seg.1	Seg.2	Seg.3	Seg.4	Lap Time	km/h	Local Time
1							11:40'05.534
2	31.486	16.035	31.798	33.103	1'52.422P	235,9	11:41'57.956
3	26.096	<b>15.803</b>	31.610	32.606	1'46.115	<b>237,9</b>	11:43'44.071
4	26.166	15.825	31.614	32.529	1'46.134	237,4	11:45'30.205
5	<b>25.956</b>	15.808	31.531	<b>32.484</b>	<b>1'45.779</b>	236,9	11:47'15.984
6	26.043	15.874	<b>31.369</b>	32.563	1'45.849	236,4	11:49'01.833
7	26.385	15.957	33.614	6'40.071	7'56.027P	232,5	11:56'57.860
8	34.853	17.601	36.275	33.016	2'01.745P	222,2	11:58'59.605
9	26.403	15.909	31.523	32.908	1'46.743	236,4	12:00'46.348
10	26.344	16.008	31.678	33.037	1'47.067	235,4	12:02'33.415
11	26.902	17.023	31.665	32.836	1'48.426	230,0	12:04'21.841
12	26.333	15.935	31.573	32.956	1'46.797	235,9	12:06'08.638

20° 9 G. HENDRA PRATAMA (1'44.911)							
Lap	Seg.1	Seg.2	Seg.3	Seg.4	Lap Time	km/h	Local Time
1							11:40'15.219
2	31.206	15.831	31.685	32.628	1'51.350P	237,9	11:42'06.569
3	26.151	15.674	31.151	32.292	1'45.268	<b>241,0</b>	11:43'51.837
4	25.986	15.703	31.069	<b>32.206</b>	1'44.964	237,9	11:45'36.801
5	<b>25.871</b>	<b>15.570</b>	31.138	32.332	<b>1'44.911</b>	238,5	11:47'21.712
6	26.670	15.860	32.787	6'40.648	7'55.965P	238,5	11:55'17.677
7	47.452	21.040	33.597	32.319	2'14.408P	147,4	11:57'32.085
8	25.995	15.645	35.226	32.399	1'49.265	238,5	11:59'21.350
9	26.157	15.653	31.126	32.211	1'45.147	237,9	12:01'06.497
10	26.008	15.610	31.194	32.273	1'45.085	239,0	12:02'51.582
11	26.048	15.753	<b>31.050</b>	32.271	1'45.122	237,4	12:04'36.704

24° 2 L. MONTELLA (1'47.183)							
Lap	Seg.1	Seg.2	Seg.3	Seg.4	Lap Time	km/h	Local Time
1							11:40'32.605
2	36.289	17.578	38.193	33.687	2'05.747P	200,1	11:42'38.352
3	26.995	16.262	32.297	33.297	1'48.851	234,4	11:44'27.203
4	26.720	<b>15.901</b>	31.762	1'24.239	2'38.622P	<b>239,5</b>	11:47'05.825
5	39.446	16.040	31.859	33.091	2'00.436P	232,5	11:49'06.261
6	26.943	15.988	31.692	33.039	1'47.662	232,0	11:50'53.923
7	<b>26.536</b>	15.982	31.741	<b>32.924</b>	<b>1'47.183</b>	235,4	11:52'41.106
8	26.551	16.031	32.102	33.650	1'48.334	236,4	11:54'29.440
9	26.577	15.961	31.671	33.057	1'47.266	236,9	11:56'16.706
10	26.566	15.907	33.229	4'25.108	5'40.810P	237,4	12:01'57.516
11	38.077	16.374	32.821	33.345	2'00.617P	235,9	12:03'58.133
12	26.570	15.949	<b>31.659</b>	33.300	1'47.478	236,4	12:05'45.611

21° 83 L. EPIS (1'45.079)							
Lap	Seg.1	Seg.2	Seg.3	Seg.4	Lap Time	km/h	Local Time
1		15.962	32.015	33.044		235,4	11:41'54.249
2	26.215	15.934	31.370	32.724	1'46.243	234,9	11:43'40.492
3	26.029	15.881	31.277	32.901	1'46.088	233,4	11:45'26.580
4	26.209	15.971	31.352	32.491	1'46.023	<b>240,0</b>	11:47'12.603
5	26.046	15.844	31.106	32.408	1'45.404	235,9	11:48'58.007
6	27.491	16.338	32.521	6'23.814	7'40.164P	232,0	11:56'38.171
7	34.462	16.792	32.576	32.987	1'56.817P	225,8	11:58'34.988
8	26.072	15.790	31.234	32.472	1'45.568	235,9	12:00'20.556
9	<b>25.985</b>	<b>15.784</b>	<b>30.937</b>	<b>32.373</b>	<b>1'45.079</b>	234,9	12:02'05.635
10	29.163	16.560	34.620	35.640	1'55.983	230,5	12:04'01.618
11	26.094	15.841	31.177	32.527	1'45.639	235,9	12:05'47.257

22° 71 C. BERGMAN (1'45.282)							
Lap	Seg.1	Seg.2	Seg.3	Seg.4	Lap Time	km/h	Local Time
1							11:40'28.852
2	35.132	16.541	33.186	33.218	1'58.077P	230,5	11:42'26.929

01/08/2020 P = Pits In/Out - C = Lap Time Cancelled

These data/results cannot be reproduced, stored and/or transmitted in whole or in part by any manner of electronic, mechanical, photocopying, recording, broadcasting or otherwise now known or herein after developed without the previous express consent by the copyright owner, except for reproduction in daily press and regular printed publications on sale to the public within 60 days of the event related to those data/results and always provided that copyright symbol appears together as follows below.

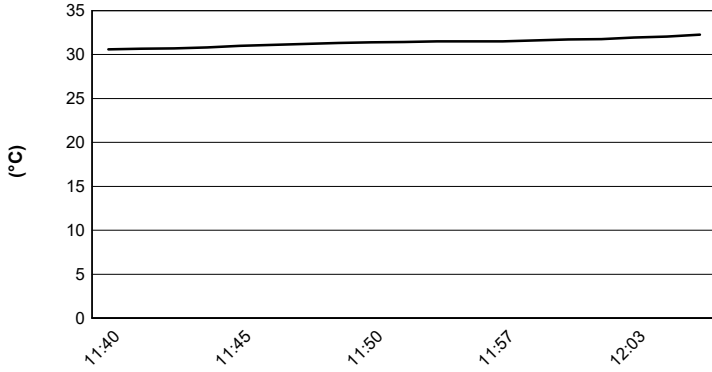
© DORNA WSBK ORGANIZATION Srl 2020

## Pirelli Spanish Round, 31 July - 2 August 2020

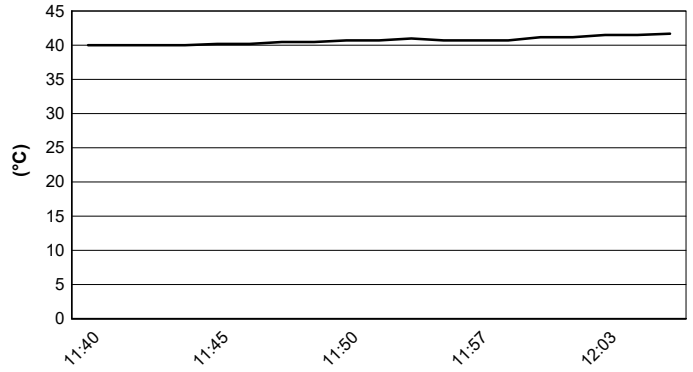
### Weather Report Tissot Superpole

Session started 11:40 - Session ended 12:06


#### Air Temperature



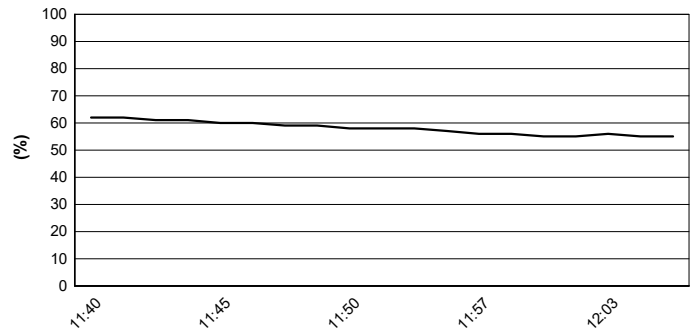
#### Track Temperature



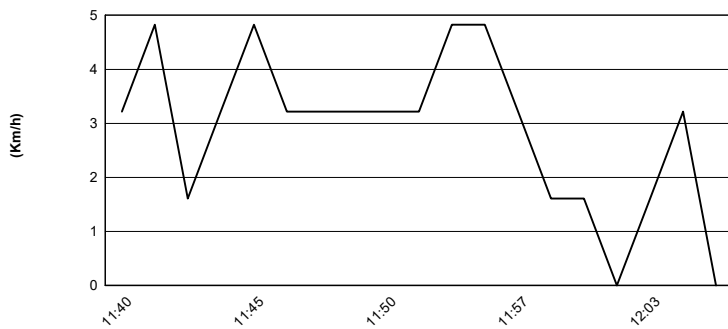
#### Air Pressure



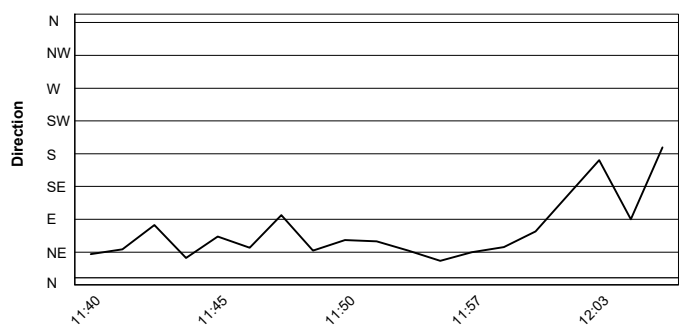
#### Humidity



#### Wind Speed



#### Wind Direction



01/08/2020

These data/results cannot be reproduced, stored and/or transmitted in whole or in part by any manner of electronic, mechanical, photocopying, recording, broadcasting or otherwise now known or herein after developed without the previous express consent by the copyright owner, except for reproduction in daily press and regular printed publications on sale to the public within 60 days of the event related to those data/results and always provided that copyright symbol appears together as follows below.

© DORNA WSBK ORGANIZATION Srl 2020





Jerez 4.423 m

## Pirelli Spanish Round, 31 July - 2 August 2020

### Superpole Ranking

	2017	2018	2019	2020
<b>01 Phillip Island Grand Prix Circuit</b>	Jacobsen (Usa) MvA 1'33.128 (171,8 Km/h)	Mahias (Fra) Yam 1'33.160 (171,8 Km/h)	Caricasulo (Ita) Yam 1'32.604 (172,8 Km/h)	Locatelli (Ita) Yam 1'32.176 (173,6 Km/h)
<b>02 Circuito de Jerez Ángel Nieto</b>	Caricasulo (Ita) Yam 1'43.285 (154,2 Km/h)		Krummenacher (Sui) Yam 1'41.775 (156,5 Km/h)	Locatelli (Ita) Yam 1'42.214 (155,8 Km/h)
<b>03 Autódromo Internacional do Algarve</b>	Sofuoglu (Tur) Kaw 1'45.541 (156,6 Km/h)	Mahias (Fra) Yam 1'44.588 (158,1 Km/h)	Caricasulo (Ita) Yam 1'44.220 (158,6 Km/h)	
<b>04 Motorland Aragón</b>	Jacobsen (Usa) MvA 1'54.948 (159,0 Km/h)	Cortese (Ger) Yam 1'53.567 (160,9 Km/h)	Gradinger (Aut) Yam 1'53.972 (160,4 Km/h)	
<b>05 Motorland Aragón</b>	Jacobsen (Usa) MvA 1'54.948 (159,0 Km/h)	Cortese (Ger) Yam 1'53.567 (160,9 Km/h)	Gradinger (Aut) Yam 1'53.972 (160,4 Km/h)	
<b>06 Circuit de Barcelona - Catalunya</b>				
<b>07 Circuit de Nevers Magny-Cours</b>	Tuuli (Fin) Yam 1'43.833 (152,9 Km/h)	Caricasulo (Ita) Yam 1'40.416 (158,1 Km/h)	Smith (Gbr) Kaw 1'56.287 (136,6 Km/h)	
<b>08 Circuit San Juan Villicum</b>		Mahias (Fra) Yam 1'43.026 (149,4 Km/h)	Perolari (Fra) Yam 1'45.993 (145,2 Km/h)	
<b>09 Misano World Circuit "Marco Simoncelli"</b>	Sofuoglu (Tur) Kaw 1'38.672 (148,1 Km/h)	Caricasulo (Ita) Yam 1'37.694 (149,6 Km/h)	Mahias (Fra) Kaw 1'38.909 (147,8 Km/h)	

### 2020

2 **A. Locatelli**

### ALL TIMES

34 K. Sofuoglu	3 I. MacPherson	1 B. MacLeod
22 S. Charpentier	3 A. Pitt	1 F. Marino
21 J. Cluzel	3 D. Salom	1 M. Meregalli
17 B. Parkes	3 R. Xaus	1 S. Morais
15 K. Muggeridge	2 P. Bontempi	1 C. Perolari
14 F. Foret	2 V. Guareschi	1 P. Riba
14 S. Lowes	2 M. Lagrive	1 S. Sanna
10 C. Crutchlow	2 J. Lascorz	1 K. Smith
8 F. Caricasulo	2 <b>A. Locatelli</b>	1 L. Stapleford
8 L. Mahias	2 M. Pirro	1 N. Tuuli
6 S. Chambon	2 L. Scassa	1 J. Vd Goorbergh
6 E. Laverty	2 J. Teuchert	1 J. Whitham
5 P. Casoli	2 M. van der Mark	
5 K. Fujiwara	1 K. Coghlan	
5 P. Jacobsen	1 C. Davies	
5 C. Vermeulen	1 M. Fabrizio	
4 R. Krummenacher	1 T. Gradinger	
3 S. Cortese	1 C. Jones	
3 K. Curtain	1 C. Kellner	

01/08/2020

These data/results cannot be reproduced, stored and/or transmitted in whole or in part by any manner of electronic, mechanical, photocopying, recording, broadcasting or otherwise now known or herein after developed without the previous express consent by the copyright owner, except for reproduction in daily press and regular printed publications on sale to the public within 60 days of the event related to those data/results and always provided that copyright symbol appears together as follows below.

© DORNA WSBK ORGANIZATION Srl 2020

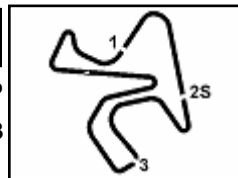
FICR PERUGIA TIMING



Official Tyre Supplier



Official Timekeeper



**Pirelli Spanish Round, 31 July - 2 August 2020**  
**Tissot Superpole Award**

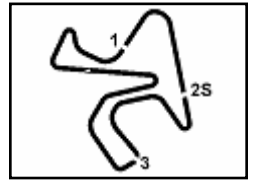
	Points	Points From First	Points From Previous	March 1 PHILLIP ISLAND	August 2 JEREZ	August 9 PORTIMÃO	August 30 ARAGON 1	September 6 ARAGON 2	September 20 BARCELONA	October 4 MAGNY - COURS	October 11 VILLICUM	November 8 MISANO								
<b>1 LOCATELLI</b> Andrea (ITA)	24			12	12															
<b>2 CLUZEL</b> Jules (FRA)	15	9		6	9															
<b>3 MAHIAS</b> Lucas (FRA)	13	11	2	7	6															
<b>4 OETTL</b> Philipp (GER)	11	13	2	4	7															
<b>5 KRUMMENACHER</b> Randy (SUI)	9	15	2	9																
<b>6 DE ROSA</b> Raffaele (ITA)	8	16	1	5	3															
<b>7 VIÑALES</b> Isaac (ESP)	7	17	1	2	5															
<b>8 PEROLARI</b> Corentin (FRA)	5	19	2	1	4															
<b>9 ODENDAAL</b> Steven (RSA)	3	21	2	3																
<b>10 GONZALEZ</b> Manuel (ESP)	2	22	1		2															
<b>11 OKUBO</b> Hikari (JPN)	1	23	1		1															

01/08/2020 Odd points columns: Tissot Superpole Even points columns: Tissot Superpole Race

These data/results cannot be reproduced, stored and/or transmitted in whole or in part by any manner of electronic, mechanical, photocopying, recording, broadcasting or otherwise now known or herein after developed without the previous express consent by the copyright owner, except for reproduction in daily press and regular printed publications on sale to the public within 60 days of the event related to those data/results and always provided that copyright symbol appears together as follows below.

© DORNA WSBK ORGANIZATION Srl 2020





Jerez 4.423 m

## Pirelli Spanish Round, 31 July - 2 August 2020

### Starting Grid - Race 1

17 Laps x 4,423 km = 75,191 km

1	55 LOCATELLI A. Yamaha 1'42.214	2	16 CLUZEL J. Yamaha 1'42.788	3	5 OETTL P. Kawasaki 1'43.068
2	44 MAHIAS L. Kawasaki 1'43.268	5	32 VIÑALES I. Yamaha 1'43.336	6	94 PEROLARI C. Yamaha 1'43.361
3	3 DE ROSA R. MV Agusta 1'43.389	8	81 GONZALEZ M. Kawasaki 1'43.409	9	78 OKUBO H. Honda 1'43.632
4	47 BASSANI A. Yamaha 1'43.772	11	38 SOOMER H. Yamaha 1'43.775	12	4 ODENDAAL S. Yamaha 1'43.795
5	25 VERDOIÀ A. Yamaha 1'43.995	14	99 WEBB D. Yamaha 1'44.003	15	12 RUIZ CARRANZA A. Yamaha 1'44.074
6	56 SEBESTYEN P. Yamaha 1'44.147	17	61 ÖNCÜ C. Kawasaki 1'44.162	18	22 FULIGNI F. MV Agusta 1'44.437
7	52 HOBELSBERGER P. Honda 1'44.824	20	9 HENDRA PRATAMA G Yamaha 1'44.911	21	83 EPIS L. Yamaha 1'45.079
8	84 CRESSON L. Yamaha 1'45.779	23	2 MONTELLA L. Yamaha 1'47.183		

N.71 (Bergmann C.) will not take part in the race. Declared unfit after SP

01/08/2020 The Race Director .....

These data/results cannot be reproduced, stored and/or transmitted in whole or in part by any manner of electronic, mechanical, photocopying, recording, broadcasting or otherwise now known or herein after developed without the previous express consent by the copyright owner, except for reproduction in daily press and regular printed publications on sale to the public within 60 days of the event related to those data/results and always provided that copyright symbol appears together as follows below.

© DORNA WSBK ORGANIZATION Srl 2020

FIKR PERUGIA TIMING



Official Tyre Supplier



Official Timekeeper